



2023 CCR ANNUAL GROUNDWATER MONITORING AND CORRECTIVE ACTION REPORT

MULTI-UNIT ASH POND SYSTEM

HARDING STREET GENERATING STATION

PREPARED FOR:

Mr. David Heger

Senior Counsel

AES US Services. LLC

One Monument Circle, Suite 701A

Indianapolis, IN 46204-2901

PREPARED BY:

Atlas Technical Consultants LLC
7988 Centerpoint Drive, Suite 100
Indianapolis, IN 46256

January 30, 2024



January 30, 2024

Atlas Project No. 170LF01501

Mr. David M. Heger
Senior Counsel
AES US Services, LLC
One Monument Circle, Suite 701A
Indianapolis, Indiana 46204-2901

Re: 2023 CCR Annual Groundwater Monitoring and Corrective Action Report
Indianapolis Power & Light Company d/b/a AES Indiana (AESI)
Harding Street Generating Station – Multi-Unit Ash Pond System
Indianapolis, Indiana
Atlas Project No. 170LF01501

Dear Mr. Heger:

Atlas Technical Consultants LLC (Atlas) has prepared this 2023 CCR Annual Groundwater Monitoring and Corrective Action Report for the Ash Pond System at the AESI Harding Street Generating Station (HSS) in Indianapolis, Marion County, Indiana. This report has been prepared to comply with reporting requirements described in the United States Environmental Protection Agency's (USEPA) Coal Combustion Residuals (CCR) Rule § 257.90(e). This annual report documents the status of the groundwater monitoring and corrective action program for the ash pond system and includes information required by § 257.90(e)(1) through § 257.90(e)(6).

Federal CCR Rule § 257.90(e)(6) specifies the following:

A section at the beginning of the annual report that provides an overview of the current status of groundwater monitoring and corrective action programs for the CCR unit. At a minimum, the summary must specify all of the following: (i) At the start of the current annual reporting period, whether the CCR unit was operating under the detection monitoring program in § 257.94 or the assessment monitoring program in § 257.95; (ii) At the end of the current annual reporting period, whether the CCR unit was operating under the detection monitoring program in § 257.94 or the assessment monitoring program in § 257.95; (iii) If it was determined that there was a statistically significant increase over background for one or more constituents listed in appendix III to this part pursuant to § 257.94(e): (A) Identify those constituents listed in appendix III to this part and the names of the monitoring wells associated with such an increase; and (B) Provide the date when the assessment monitoring program was initiated for the CCR unit. (iv) If it was determined that there was a statistically significant level above the groundwater protection standard for one or more constituents listed in appendix IV to this part pursuant to § 257.95(g) include all of the following: (A) Identify those constituents listed in appendix IV to this part and the names of the monitoring wells associated with such an increase; (B) Provide the date when the assessment of corrective measures was initiated for the CCR unit; (C) Provide the date when the public meeting was held for the assessment of corrective measures for the CCR unit; and (D) Provide the date when the assessment of corrective measures was completed for the CCR unit. (v) Whether a remedy was selected pursuant to § 257.97 during the current annual reporting period, and if so,

the date of remedy selection; and (vi) Whether remedial activities were initiated or are ongoing pursuant to § 257.98 during the current annual reporting period.

Overview of 2023 Groundwater Monitoring and Corrective Action

For the duration of the 2023 reporting period, the CCR units at the Harding Street Generating Station - Ash Pond System were being monitored under the Assessment Monitoring Program defined in § 257.95. Pursuant to 40 CFR 257.94(e)(2), 257.94(e)(3) and 257.95(b), the facility had previously established an Assessment Monitoring Program in accordance with the requirements of § 257.95 on July 16, 2018. Therefore, evaluation of statistically significant increase over background for one or more constituents listed in Appendix III to this part pursuant to § 257.94(e) was not performed in 2023.

At the end of the 2023 reporting period, it was determined that the following Appendix IV constituents were at statistically significant levels (SSLs) above the associated groundwater protection standards (GWPS) pursuant to § 257.95(g)¹. The SSLs are as follows:

Antimony	Arsenic	Lithium	Molybdenum
SHALLOW			
MW-9S*	MW-1S	MW-5S	MW-6S
	MW-2S	MW-6S	MW-7S
	MW-6S	MW-7S	MW-8S
	MW-7S	MW-8S	MW-12S*
	MW-10S	MW-9S*	MW-13S
	MW-12S*	MW-10S	
	MW-13S	MW-12S*	
		MW-13S	
INTERMEDIATE/DEEP			
	MW-7D	MW-2D	MW-7D
	MW-9D	MW-7D	MW-9I
	MW-10D	MW-10D	MW-12D
	MW-11D	MW-11D	MW-13D
	MW-12D	MW-12D	MW-14D
	MW-13D	MW-13D	
	MW-14D	MW-14D	

*SSLs listed for MW-9S and MW-12S (dry in November 2022 and May 2023) are based on SSLs identified during the previous event the wells generated sufficient water for sampling (November 2020).

The above listed SSLs are not new constituent SSLs and were previously identified. Therefore, no new SSL notification was required pursuant to § 257.94(e).

The assessment of corrective measures was initiated for the Harding Street Generating Station CCR regulated units on April 15, 2019 in response to SSLs of Appendix IV constituents exceeding GWPS. Pursuant to 40 CFR §257.96(a), a demonstration of need for a 60-day extension for the assessment of corrective measures was completed on July 12, 2019. The Corrective Measures

¹ SSLs provided are based on the May 2023 monitoring event, as November 2023 sampling data was not finalized in 2023.

Assessment (CMA) Report was completed and placed in the facility operating record on September 13, 2019 and subsequently amended on October 11, 2019. Groundwater nature and extent work is ongoing at the facility in support of characterizing the extent of the CCR impacted groundwater and further support of the CMA. Once the nature and extent (N&E) is sufficiently completed, a public meeting will be held, a remedy will be selected pursuant to § 257.97, and implementation of the selected remedy will be initiated thereafter in accordance with § 257.98.

Federal CCR Rule § 257.90(e) specifies the following:

For existing CCR landfills and existing CCR surface impoundments, no later than January 31, 2019, and annually thereafter, the owner or operator must prepare an annual groundwater monitoring and corrective action report. For new CCR landfills, new CCR surface impoundments, and all lateral expansions of CCR units, the owner or operator must prepare the initial annual groundwater monitoring and corrective action report no later than January 31 of the year following the calendar year a groundwater monitoring system has been established for such CCR unit as required by this subpart, and annually thereafter. For the preceding calendar year, the annual report must document the status of the groundwater monitoring and corrective action program for the CCR unit, summarize key actions completed, describe any problems encountered, discuss actions to resolve the problems, and project key activities for the upcoming year. For purposes of this section, the owner or operator has prepared the annual report when the report is placed in the facility's operating record as required by § 257.105(h)(1).

The following key actions have been completed in 2023 to comply with 40 CFR 257.90-98:

- November 2022 laboratory analytical reports were finalized and placed in the facility operating record pursuant to 40 CFR 257.95(d)(1).
- Efforts to determine the N&E of the Appendix IV SSLs continued pursuant to § 257.95(g) with the continued installation of on-site N&E monitoring equipment², associated gauging and sampling at the Heidelberg Materials (formerly known as Hanson Aggregates), review of groundwater analytical results/data to improve the groundwater Conceptual Site Model (CSM), and to support the CMA.
- Supplemental soil samples were collected from the screen intervals of the monitoring wells (MW-16S, MW-16D, MW-17S, MW-17I, MW-17IL, MW-17D, MW-2IL, MW-18S, MW-18I, MW-18D), installed in late 2022 and in 2023. These samples were analyzed for select Appendix IV constituents and geochemical indicator constituents to compared to groundwater analytical results to evaluate potential relationships between aqueous and solid phase concentrations.
- Semi-annual assessment monitoring sampling events were conducted in 2023 as required by § 257.95(b) and § 257.95(d)(1). Pursuant to 40 CFR 257.95(b), each Appendix IV constituent was sampled in 2023. Pursuant to 40 CFR 257.95(d)(1), semi-annual sampling

² On-site N&E monitoring well MW-2IL was installed in January 2023, and on-site N&E wells MW-18S, MW-18I, MW-18D were installed in June 2023. Well locations are depicted on **Figure 2**.

of each Appendix III parameter and Appendix IV constituent detected in response to 40 CFR 257.95(b) was conducted in 2023. Each sampling event was performed consistent with 40 CFR 257.93(e). Subsequent SSLs evaluation of the November 2022 and May 2023 data were performed within 90 days of completing the sampling and analysis pursuant to § 257.93(h)(2)³.

- Semi-Annual Remedy Selection Progress Reports pursuant to § 257.97(a) for the period of September 21, 2022 through March 20, 2023, and for the period of March 21, 2023 through September 19, 2023 were completed and placed in the facility's operating record and posted to AESI's CCR Website.

To report on the activities conducted during the prior calendar year and document compliance with the CCR Rule, the specific requirements listed in § 257.90(e)(1) through § 257.90(e)(5) are provided below in bold/italic type followed by a short narrative addressing how that specific requirement has been met.

At a minimum, the annual groundwater monitoring and corrective action report must contain the following information, to the extent available:

§ 257.90(e)(1) A map, aerial image, or diagram showing the CCR unit and all background (or upgradient) and downgradient monitoring wells, to include the well identification numbers, that are part of the groundwater monitoring program for the CCR unit;

AESI operates the Harding Street Station located in Indianapolis, Indiana. It is located at 3700 South Harding Street. A Site Location Map is provided as **Figure 1**. A map showing the location of each CCR management unit, associated upgradient and downgradient CCR monitoring wells, and N&E monitoring equipment installed between 2019 and 2023 is provided as **Figure 2**.

§ 257.90(e)(2) Identification of any monitoring wells that were installed or decommissioned during the preceding year, along with a narrative description of why those actions were taken;

Thirteen (13) supplemental on-site N&E monitoring wells (MW-2IL, MW-2D1, MW-4I, MW-4D, MW-5D, MW-6I, MW-6D, MW-7D1, MW-8D, MW-12D1, MW-14I, MW-14IL, MW-14D1, and one test boring (EB-10) were installed at the facility between November 2022 and January 2023 in order to more extensively characterize the vertical extent of constituent concentrations at the existing CCR network.

One new N&E monitoring well (MW-2IL) was installed along the north side of the Ash Pond System in January 2023 to provide vertical delineation of lithium. Three (3) new supplemental N&E monitoring wells (MW-18S, MW-18I, and MW-18D) were installed along the western property boundary in June 2023 to further delineate the extent of groundwater concentrations above applicable GWPS.

³ Sampling results for the November 2022 and May 2023 semi-annual assessment monitoring events are summarized in **Table 3** and **Table 6**, respectively. Please refer to Section § 257.90(e)(4) on Page 10 of this report regarding SSL evaluation results.

No monitoring equipment was abandoned during 2023. Monitoring wells MW-4S and MW-9S will remain in place until a decision is made to permanently abandon them.

The location of the CCR groundwater monitoring well network, N&E wells, and N&E piezometers are depicted on **Figure 2**.

§ 257.90(e)(3) *In addition to all the monitoring data obtained under § 257.90 through § 257.98, a summary including the number of groundwater samples that were collected for analysis for each background and downgradient well, the dates the samples were collected, and whether the sample was required by the detection monitoring or assessment monitoring programs;*

Table 1 provides a summary of the number of groundwater samples collected at each CCR monitoring well and N&E monitoring equipment, sampling dates, and designation of whether samples were required by the detection or assessment monitoring program.

Groundwater elevation data is provided in **Table 2**.

Assessment monitoring groundwater analytical results for the November 2022 combined semi-annual assessment monitoring event, including on site N&E well M-4, and off-site N&E wells PZ-100S, PZ-100D, PZ-101S, PZ-101D, MW-102D, MW-103S, MW-103I, MW-103D, MW-104D, MW-105S, MW-105I, MW-105D, MW-106S, MW-106D, MW-107S, MW-107I, MW-107D, MW-108S, and MW-108D are summarized in **Table 3**. Monitoring wells MW-3S, MW-4S, MW-9S, MW-12S, MW-102S, MW-104S, and MW-106I were dry during the November 2022 sampling event.

Groundwater analytical results for the December 2022 sampling event for wells MW-4SR, MW-4I, and MW-4D are summarized in **Table 4**.

Soil analytical results for the soil samples collected from MW-2IL, MW-16S, MW-16D, MW-17S, MW-17I, MW-17IL, and MW-17D in January 2023 are summarized in **Table 5**.

Groundwater analytical results for the January-February 2023 sampling event that included existing wells MW-3S and MW-3D, newly installed on-site N&E wells MW-2IL, MW-2D1, MW-4I, MW-4D, MW-5D, MW-6I, MW-6D, MW-7D1, MW-8D, MW-12D1, MW-14I, MW-14IL, MW-14D1, MW-16S, MW-16D, MW-17S, MW-17I, MW-17IL, and MW-17D, replacement wells MW-4SR and MW-9SR, and off-site N&E wells MW-109I, MW-109D, MW-110S and MW-110D are summarized in **Table 6**. MW-109S and MW-110D were dry during the event.

Groundwater analytical results for the March 2023 sampling event wells MW-3S, MW-3D, MW-4SR, MW-4I, and MW-4D are summarized in **Table 7**.

Groundwater analytical results for the May 2023 combined semi-annual assessment monitoring sampling event, including the new on-site replacement wells, on-site N&E wells M-4, MW-16S, MW-16D, MW-17S, MW-17I, MW-17IL, MW-17D, and off-site N&E wells PZ-100S, PZ-100D, PZ-101S, PZ-101D, MW-102S, MW-102D, MW-103S, MW-103I, MW-103D, MW-104D, MW-105S, MW-105I, MW-105D, MW-106S, MW-106I, MW-106D, MW-107S, MW-107I, MW-107D,

MW-108S, MW-108D, MW-109I, MW-109D, MW-110S, and MW-110D are summarized in **Table 8**. MW-104S, MW-109S, and MW-110I were dry.

Groundwater analytical results for the June 2023 sampling event for newly installed on-site N&E wells MW-18S, MW-18I, and MW-18D are summarized in **Table 9**.

Soil analytical results for the soil samples collected from the MW-18 nest soil borings in June 2023 are summarized in **Table 10**.

Groundwater analytical results for the July-August 2023 sampling event that included on-site N&E wells MW-2IL, MW-2D1, MW-5D, MW-6I, MW-6D, MW-7D1, MW-8D, MW-12D1, MW-14I, MW-14IL, MW-14D1, MW-16S, MW-16D, MW-17S, MW-17I, MW-17IL, and MW-17D, and off-site N&E wells MW-109I, MW-109D, MW-110S and MW-110D are summarized in **Table 11**. MW-17S, MW-109S, and MW-110I were dry during the event.

Groundwater analytical results for the August 2023 sampling event for on-site N&E wells MW-18S, MW-18I, and MW-18D are summarized in **Table 12**.

Groundwater results for the November 2023 combined semi-annual assessment monitoring sampling event and on-site and off-site N&E event were not finalized in 2023 and therefore are not included with this submittal.

Potentiometric surface maps for the November 2022 sampling event are provided as **Figure 3** and **Figure 4**. Potentiometric surface maps for the May 2023 sampling event are provided as **Figure 5** through **Figure 7** (with the addition of several new wells, an intermediate aquifer zone flow map is now able to be depicted). Potentiometric surface maps for the November 2023 sampling event are provided as **Figure 8** through **Figure 10**. Flow rate vectors are depicted on the maps. Gauging summary tables and flow velocity calculations for each event are provided as supporting documentation in **Appendix A**. Laboratory certificates of analysis are provided in **Appendix B**.

Statistical Evaluation Procedures

The statistical evaluation procedures created for the Harding Street Generating Station define the statistical tests to be used for this site's CCR groundwater detection monitoring system. The aforementioned evaluation methods specify statistical tests for the detection monitoring program (Appendix III parameters) and assessment monitoring program (Appendix IV parameters) described in 40 CFR 257. These evaluation methods were created to comply with the requirements of § 257.93(f).

This plan is based on the use of the commercial software DUMPStat⁴ (Version 3.0). The DUMPStat program uses statistical tests, procedures, and testing sequences described in Statistical Methods for Groundwater Monitoring⁵ (Gibbons et. al., 2009). The statistical methods for the HSS CCR

⁴ DUMPStat Version 3.0 was written by Robert D. Gibbons and is distributed and supported by Discerning Systems Inc.

⁵ Gibbons, R.D., Bhaumik D. K., Aryal S., 2009, Statistical Methods for Groundwater Monitoring, Second Edition, John Wiley & Sons, Inc. New York, 374 pages.

monitoring system are designed to be consistent with ASTM International Standard Guide for Developing Appropriate Statistical Approaches for Groundwater Detection Monitoring Programs at *Waste Disposal Facilities* (D6312-17) along with federal and state guidance, and are also consistent with Indiana’s regulations addressing statistical evaluation of groundwater at solid waste landfills.

The CCR ash pond groundwater monitoring system at the HSS consists of twenty-seven (27) monitoring wells: MW-1S, MW-1D, MW-2S, MW-2D, MW-3S, MW-3D, MW-4S, MW-5S, MW-6S, MW-7S, MW-7D, MW-8S, MW-9S, MW-9I, MW-9D, MW-10S, MW-10D, MW-11S, MW-11D, MW-12S, MW-12D, MW-13S, MW-13D, MW-14D, MW-15S, MW-15I, and MW-15D. Monitoring wells MW-15S, MW-15I, and MW-15D represent upgradient/background wells, while the remaining wells represent waste boundary (downgradient) wells. The wells were installed in accordance with the requirements of Federal CCR Rule § 257.91 between September 25, 2015 and August 17, 2018.

The original upgradient well set consisted of monitoring wells MW-1S, MW-1D, MW-2S, MW-2D, MW-3S, MW-3D, MW-4S, and MW-8S. The groundwater monitoring system was re-certified in 2019 in accordance with the requirements of Federal CCR Rule § 257.91 to account for the utilization of MW-15S, MW-15I, and MW-15D as the new upgradient/background monitoring wells for the CCR well network, replacing the original upgradient/background wells. For evaluation purposes, the unconsolidated aquifer materials are split into a shallow zone and a deep zone. Currently, data from MW-15I is used to provide background for the shallow aquifer zone, while data from MW-15D is used to provide background data for the deeper aquifer zone. Data from MW-15S, while collected, is currently not incorporated into the background database for statistical purposes. MW-15S has been interpreted as monitoring a shallower, hydraulically separated and/or perched zone relative to the aquifer zone where the downgradient shallow compliance wells are typically screened, while MW-15I is interpreted to be screened at a more representative position with respect to the shallow compliance wells. As the site conceptual model become more refined, a decision may be made to incorporate the MW-15S data into the shallow zone statistical background database, as appropriate.

Statistical levels defined in this evaluation plan depend, in part, on the values defined for certain settings in DUMPStat. The Plan is based on making interwell comparisons for each well and each parameter. The background database contains results from September 2018 through the respective November 2022 and May 2023 semi-annual events for the upgradient monitoring wells, and from April 2016 through the respective November 2022 and May 2023 semi-annual events for the downgradient wells. The minimum background sample size was set to eight (8). Under this plan, if a detection monitoring result in a compliance well exceeds a statistical limit, a statistically significant increase, or SSI, will be declared.

Semi-annual assessment monitoring sampling events were conducted in 2023 as required by § 257.95(b) and § 257.95(d)(1). Pursuant to 40 CFR 257.95(b), each Appendix IV constituent was sampled in 2023. Pursuant to 40 CFR 257.95(d)(1), semi-annual sampling of Appendix III parameters and Appendix IV constituents detected in response to 40 CFR 257.95(b) was conducted in 2023. Each sampling event was performed consistent with 40 CFR 257.93(e). Subsequent Statistically Significant Level (SSL) evaluation of the November 2022 and May 2023 data were performed within 90 days of completing the sampling and analysis pursuant to § 257.93(h)(2).

1.1 Background Data

Pursuant to 257.94(b), the monitoring well network has been sampled to establish a minimum eight background data sets prior to completion of initial statistical analyses. Groundwater samples were analysed for the Appendix III parameters: boron (total), calcium (total), chloride, fluoride, pH, sulfate, and total dissolved solids (TDS); and for the Appendix IV parameters: antimony (total), arsenic (total), barium (total), beryllium (total), cadmium (total), chromium (total), cobalt (total), fluoride, lead (total), lithium (total), mercury (total), molybdenum (total), selenium (total), thallium (total), and total radium.

Available historical data were used to calculate the background database for the system.

Included in this appendix are summaries of the historical data for the statistically evaluated parameters for the HSS. Historical data from groundwater sampling events were imported into the DUMPStat database. **Table C-1** in **Appendix C** contains groundwater quality data collected from the background monitoring wells MW-15I and MW-15D. Prediction limits based on groundwater quality reported from the background monitoring wells were calculated for each parameter and are presented in **Table C-5** of **Appendix C**.

1.2 Defined Statistical Tests - Interwell Statistical Comparisons

While Appendix III detection monitoring continues during the completion of the Appendix IV assessment monitoring program, detection monitoring statistics were not completed in 2023, as the facility has entered into statistical evaluation of assessment monitoring parameters.

Appendix IV assessment monitoring parameters are statistically evaluated using the appropriate upgradient versus downgradient statistical test also known as an interwell statistical comparison. To assign the appropriate upgradient versus downgradient statistical test, DUMPStat first checks the parameter concentration to determine the detection frequencies (**Appendix C, Table C-3**). It then applies the Shapiro-Wilk Test of Normality for Multiple Groups to determine if the data for each parameter are normally or lognormally distributed, or if a nonparametric prediction limit must be used (**Appendix C, Table C-4**). The statistics are then calculated and the prediction limits established (**Appendix C, Table C-5**). DUMPStat screens the background data using Dixon's test to remove the outliers. The results of the Dixon's test are listed in **Appendix C, Table C-6**. The parameters that exceed statistical limits in the downgradient monitoring wells, along with the associated historical data for those parameters, are listed in **Appendix C Table C-7**.

Among the background measurements, if the constituent fits normal/lognormal distribution, the parametric prediction limit is calculated; if the constituent does not fit normal/lognormal distribution, the non-parametric prediction limit is calculated.

As will be explained in a subsequent section, calculated prediction limits are used in the development of GWPSs for each Appendix IV constituent.

1.3 False Positive Rates and Statistical Power

Included in this appendix is the power curve calculated by DUMPStat for both the shallow and deep monitoring zones at the site for this interwell monitoring plan. As indicated in the US EPA

Unified Guidance⁶ document, as a general guide, when background is approximately normal in distribution, a statistical test should be able to detect a 3-standard deviation increase at least 55-60% of the time, and a 4-standard deviation increase with at least 80-85% probability. The calculated statistical power curve indicates general compliance with this guidance; the facility's statistical program has the annual power to detect 3- and 4-standard deviation increases above the true background mean. It is expected that the power curves will also improve as additional background data are added over time.

1.4 Interwell Statistics Comparisons

Future groundwater quality results at monitoring wells MW-1S, MW-1D, MW-2S, MW-2D, MW-3S, MW-3D, MW-4SR, MW-5S, MW-6S, MW-7S, MW-7D, MW-8S, MW-9SR, MW-9I, MW-9D, MW-10S, MW-10D, MW-11S, MW-11D, MW-12S, MW-12D, MW-13S, MW-13D, MW-14D will be statistically compared to results from Monitoring Wells MW-15I and MW-15D.

1.5 Background Sample Size

The number of background samples for Appendix IV parameters is listed in the "N" column of **Appendix C Table C-5**. The minimum background sample size is eight.

1.6 Appendix IV Assessment Monitoring – Statistical Procedures to Determine GWPS Exceedances

In accordance with 257.95(a), as SSIs have previously been identified for one or more Appendix III constituents at one or more downgradient wells, an Appendix IV assessment monitoring program has been established. Prediction limits are calculated for each Appendix IV parameter. A groundwater protection standard (GWPS) for each Appendix IV parameter will also be established. The GWPS will be the larger of the background prediction limit, the regulatory standard (maximum contaminant level, MCL), or the USEPA Screening Level⁷ for those Appendix IV constituents (cobalt, lithium, molybdenum) that do not have a defined MCL.

Appendix IV parameters are evaluated by calculating the lower confidence limit (LCL) on the mean of the last four reported concentrations for each Appendix IV parameter in each downgradient (compliance) well to the GWPS. This approach is discussed in technical literature (Gibbons and Coleman, 2001, Equation 19.5, p. 231)⁸ and the US EPA Unified Guidance (2009). The 95% LCL of the mean of the last four measurements for each Appendix IV constituent will be calculated as follows:

$$LCL = \bar{x} - t_s / \sqrt{m}$$

LCL = lower confidence limit for mean;

⁶ Statistical Analysis of Groundwater Monitoring Data at RCRA Facilities Unified Guidance, March 2009, EPA 530-R-09-007.

⁷ USEPA Amendments to the National Minimum Criteria (Phase One, Part One), Disposal of Coal Combustion Residuals from Electric Utilities; effective August 29, 2018 (page 36444).

⁸ Gibbons, R.D., and Coleman, D.E., 2001. Statistical Methods for Detection and Quantification of Environmental Contamination, John Wiley & Sons, 384 pp.

t = one-tailed $100(1-\alpha)$ percentage point of Student's t -distribution on $m-1$ degrees of freedom;

m = number of sample measurements;

s/\sqrt{m} = standard error of the mean; and

\bar{x} = sample mean of m measurements.

At each downgradient well, the lower confidence limit will be calculated to the 95% confidence level for each Appendix IV parameter. The 95% LCL will be compared to the associated GWPS (the greater of the background prediction limit, MCL, or USEPA Screening Level as described above). A GWPS exceedance will be identified if the 95% LCL exceeds the GWPS; this corresponds to identification of an SSL. The 95% LCL will be re-calculated following each sampling event using a rolling average of the four most recent sample results.

Appendix III detection monitoring will continue during the completion of the Appendix IV assessment monitoring program.

§ 257.90(e)(4) A narrative discussion of any transition between monitoring programs (e.g., the date and circumstances for transitioning from detection monitoring to assessment monitoring in addition to identifying the constituent(s) detected at a statistically significant increase over background levels);

AESI Harding Street operated under the assessment monitoring program in accordance with § 257.95 during 2023. No transition between monitoring programs was conducted in 2023.

During 2023, statistical evaluations of the November 2022 and May 2023 analytical data were performed in order to determine whether there was a SSL of a new Appendix IV constituent detected above the relevant GWPS in accordance with § 257.95(g) and 257.93(h). The evaluations were completed in June 2023 and October 2023, respectively. Based on the evaluations, it was determined that the Appendix IV constituents that exceeded the GWPS include antimony, arsenic, lithium, and molybdenum; however, these are the same constituent SSLs previously identified. Since there were no new Appendix IV constituent SSLs identified, an additional notification was not triggered pursuant to 40 CFR 257.95(g). SSLs and associated wells are summarized on Page 2.

§ 257.90(e)(5) Other information required to be included in the annual report as specified in § 257.90 through § 257.98.

Table 13 summarizes the groundwater protection standards established in accordance with § 257.95(d)(2) and § 257.95(h) associated with both the November 2022 and May 2023 semi-annual assessment monitoring events.

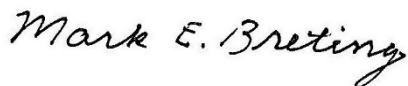
Projected key activities for the upcoming year include the following:

- Assessment monitoring sampling events in accordance with § 257.95 and consistent with § 257.90(e).

- Finalize November 2023 analytical data and complete statistical evaluation of November 2023 analytical data to determine whether there is a SSL above GWPS for Appendix IV constituents in accordance with § 257.95(g) and 257.93(h). Perform SSL evaluations of final May 2024 assessment monitoring analytical data.
- Continue N&E work pursuant to § 257.95(g) including but not limited to review of on-site and off-site N&E groundwater data.
- After delineation of groundwater impacts is determined to be complete, begin preparing estimates quantity of Appendix IV material released.
- Prepare a Nature and Extent Report which will provide a comprehensive summary of data evaluation and Conceptual Site Model.
- Develop an updated Corrective Measure Assessment to account for the supplemental information collected since 2019 which is sourced from additional monitoring data, groundwater N&E investigations, CSM development, geochemical and site-specific investigations, groundwater modeling updates, and potential corrective measures evaluations.
- Conduct public meeting to discuss the results of the corrective measures assessment at least 30 days prior to the selection of remedy pursuant to § 257.96(e).
- Prepare semi-annual report(s) describing progress in selecting and designing the remedy pursuant to § 257.97(a).

We appreciate the opportunity to assist with AESI's CCR Rule groundwater monitoring program at HSS Ash Pond System. Please contact either of the undersigned at 317.849.4990 if you have any questions regarding this report.

Respectfully submitted,
Atlas Technical Consultants LLC



Mark E. Breting, L.P.G.
Senior Project Geologist






Robert T. Duncan, L.P.G.
Principal Geologist

Copies: Ms. Pilar Cuadra, AES US Services, LLC
Mr. Nicholas Williams, AES US Services, LLC

Figures

- Figure 1: Site Location Map
- Figure 2: Groundwater Monitoring System – CCR Network Wells and N&E Wells
- Figure 3: Potentiometric Surface Map – Shallow Zone – October 31, 2022
- Figure 4: Potentiometric Surface Map – Deep Zone - October 31, 2022
- Figure 5: Potentiometric Surface Map – Shallow Zone – May 10, 2023
- Figure 6: Potentiometric Surface Map – Intermediate Zone - May 10, 2023
- Figure 7: Potentiometric Surface Map – Deep Zone - May 10, 2023
- Figure 8: Potentiometric Surface Map – Shallow Zone – October 30, 2023
- Figure 9: Potentiometric Surface Map – Intermediate Zone - October 30, 2023
- Figure 10: Potentiometric Surface Map – Deep Zone - October 30, 2023

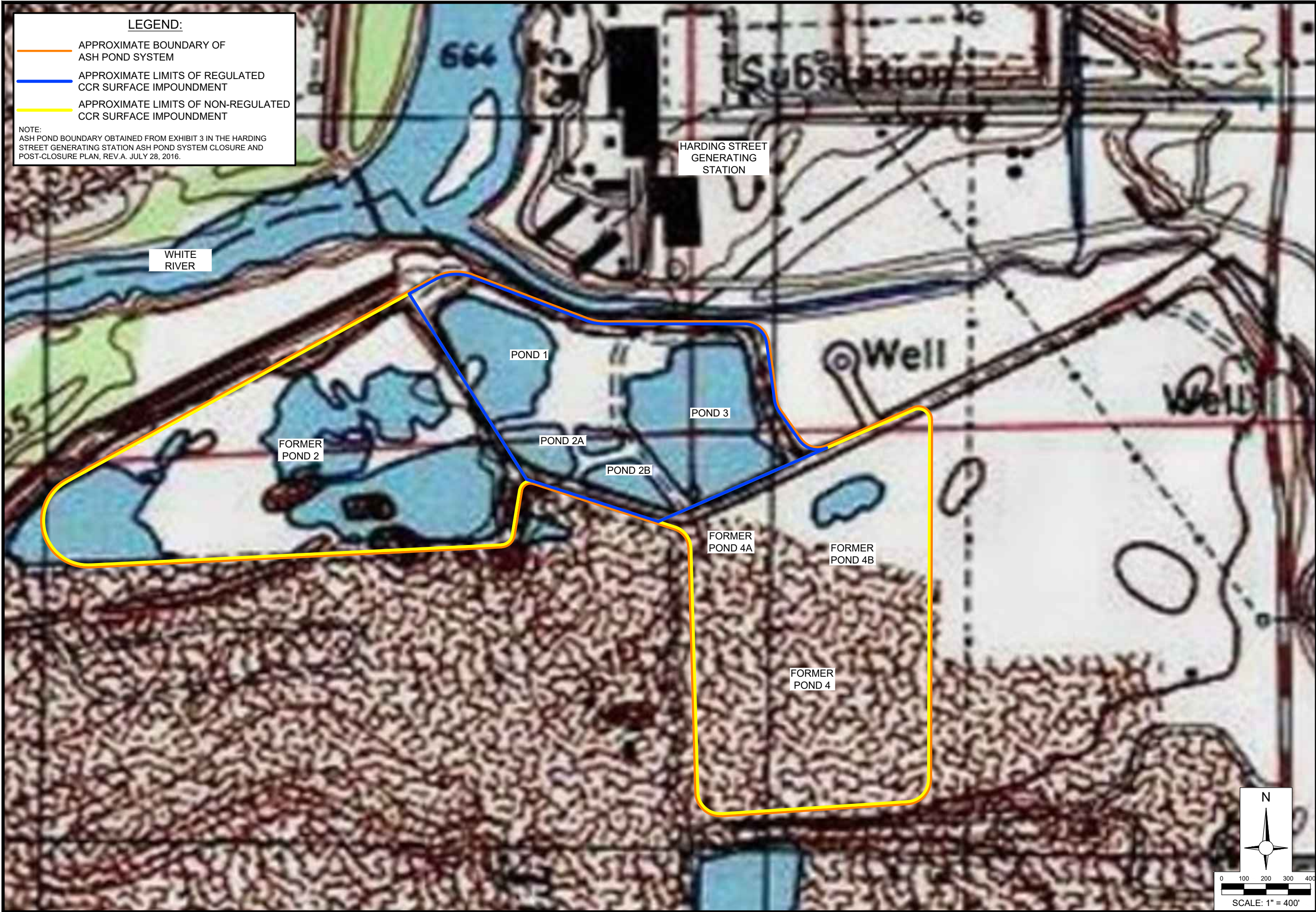
LEGEND:

-  APPROXIMATE BOUNDARY OF ASH POND SYSTEM
-  APPROXIMATE LIMITS OF REGULATED CCR SURFACE IMPOUNDMENT
-  APPROXIMATE LIMITS OF NON-REGULATED CCR SURFACE IMPOUNDMENT

NOTE:
ASH POND BOUNDARY OBTAINED FROM EXHIBIT 3 IN THE HARDING STREET GENERATING STATION ASH POND SYSTEM CLOSURE AND POST-CLOSURE PLAN, REV.A. JULY 28, 2016.



C:\USERS\DAVID.HUGHES\ONEATLAS\DIGITAL SERVICES - FILE SERVER\20231 OTHER OFFICES\INDIANA\AES\HARDING STREET\170LF01501-VIC.DWG, FIG 1



SITE LOCATION MAP
AES INDIANA HARDING STREET STATION
3700 SOUTH HARDING STREET
INDIANAPOLIS, INDIANA

Project Number:
170LF01501
Date:
11/14/2023
Drn. By: DH
Ckd. By: MB
Scale:
AS SHOWN

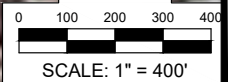

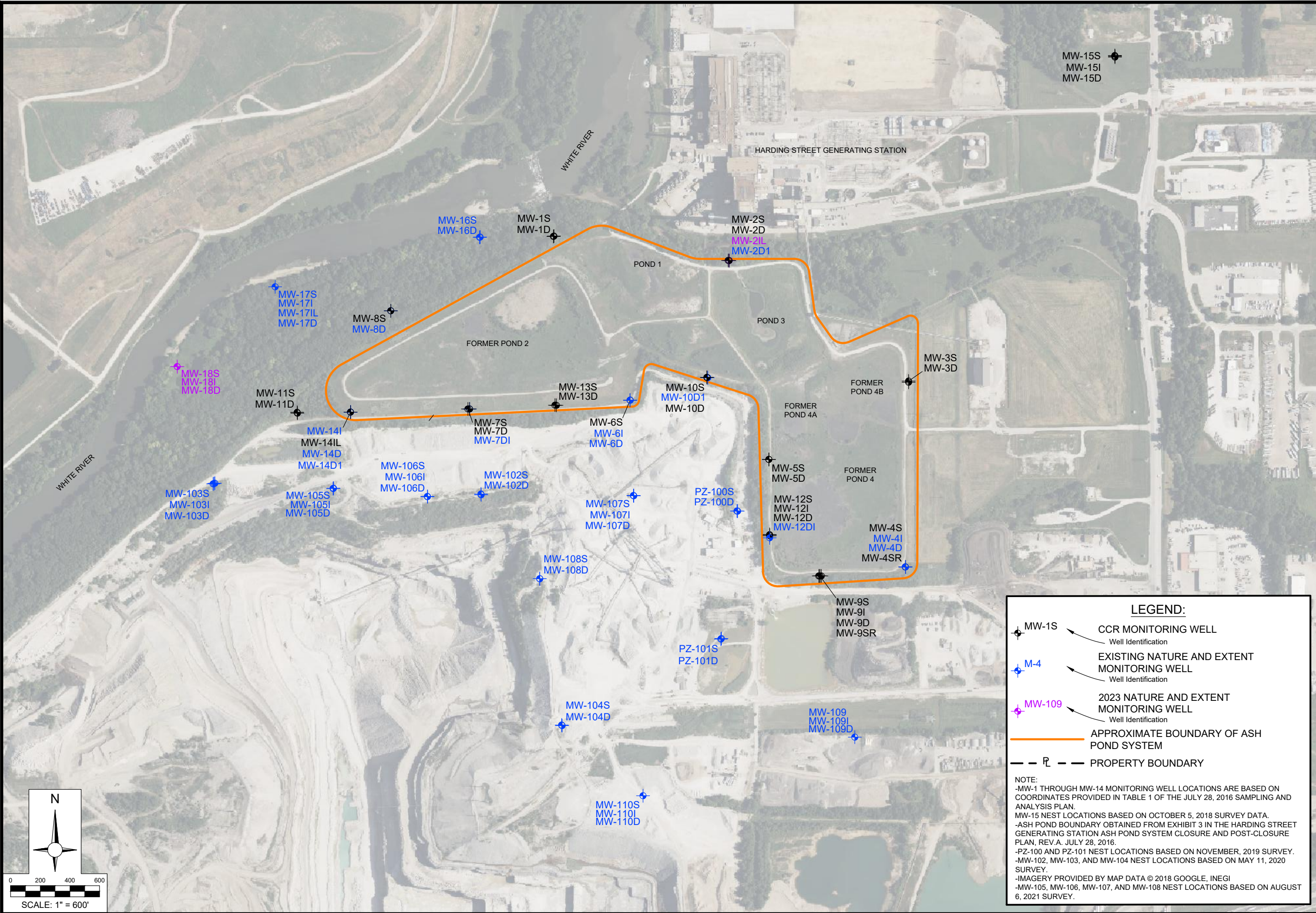


Figure:
1

C:\USERS\PHILIP.HINES\ONEATLAS\DIGITAL SERVICES - FILE SERVER\2024\CAD DEPARTMENT\AES, INDIANA\HARDING STREET\170LF01501170LF01501-1-WELL MAP-2023.DWG, FIG 2



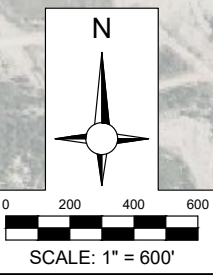
GROUNDWATER MONITORING SYSTEM, CCR NETWORK AND NATURE AND EXTENT WELLS/PIEZOMETERS
AES INDIANA HARDING STREET STATION
3700 SOUTH HARDING STREET
INDIANAPOLIS, INDIANA

LEGEND:

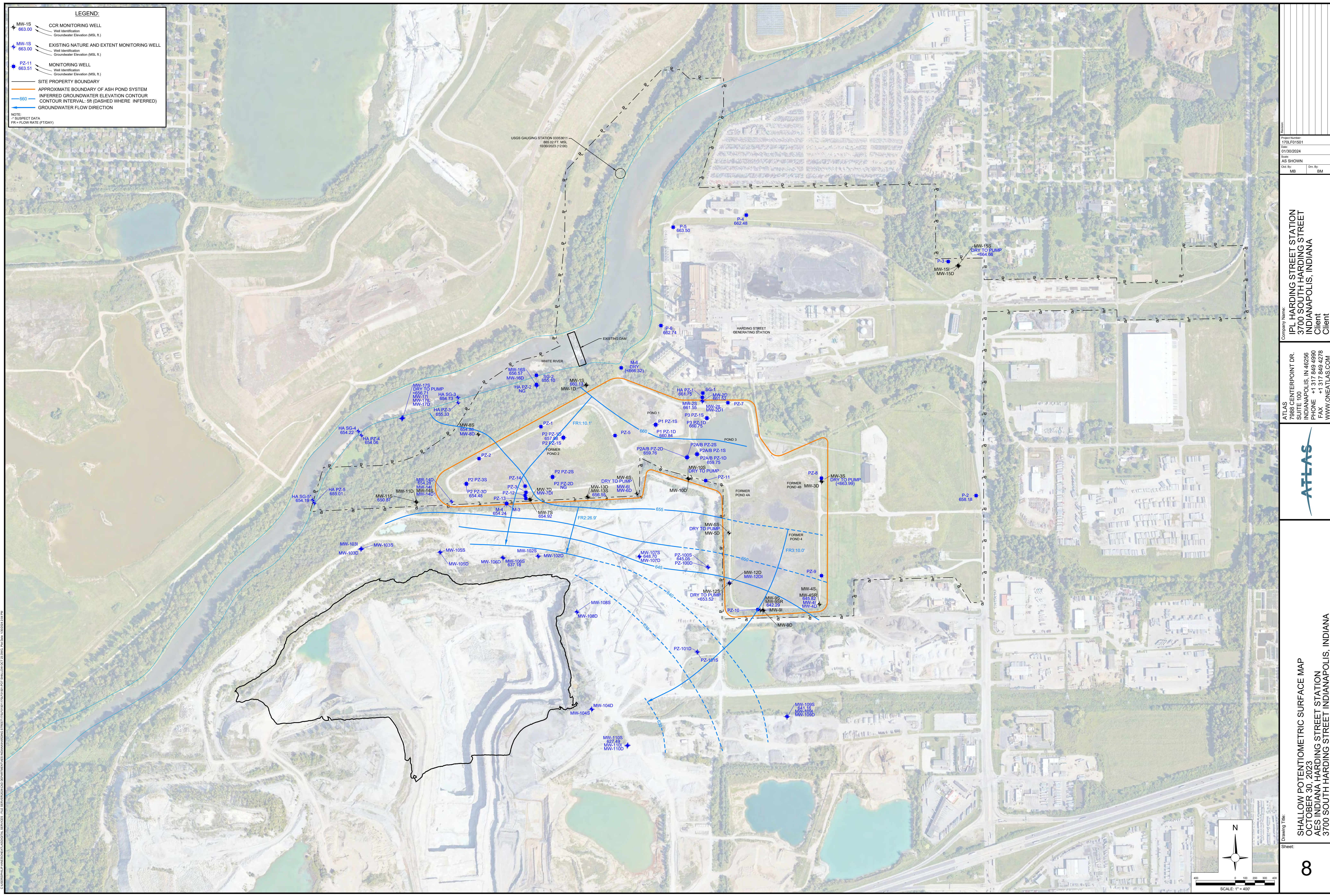
- MW-1S CCR MONITORING WELL
Well Identification
- M-4 EXISTING NATURE AND EXTENT MONITORING WELL
Well Identification
- MW-109 2023 NATURE AND EXTENT MONITORING WELL
Well Identification
- APPROXIMATE BOUNDARY OF ASH POND SYSTEM
- PROPERTY BOUNDARY

NOTE:

- MW-1 THROUGH MW-14 MONITORING WELL LOCATIONS ARE BASED ON COORDINATES PROVIDED IN TABLE 1 OF THE JULY 28, 2016 SAMPLING AND ANALYSIS PLAN.
- MW-15 NEST LOCATIONS BASED ON OCTOBER 5, 2018 SURVEY DATA.
- ASH POND BOUNDARY OBTAINED FROM EXHIBIT 3 IN THE HARDING STREET GENERATING STATION ASH POND SYSTEM CLOSURE AND POST-CLOSURE PLAN, REV.A. JULY 28, 2016.
- PZ-100 AND PZ-101 NEST LOCATIONS BASED ON NOVEMBER, 2019 SURVEY.
- MW-102, MW-103, AND MW-104 NEST LOCATIONS BASED ON MAY 11, 2020 SURVEY.
- IMAGERY PROVIDED BY MAP DATA © 2018 GOOGLE, INEGI
- MW-105, MW-106, MW-107, AND MW-108 NEST LOCATIONS BASED ON AUGUST 6, 2021 SURVEY.



Project Number: 170LF01356	
Date: 01/30/2024	
Drn. By: MS/AK	Ckd. By: MB
Scale: AS SHOWN	
Figure: 2	



LEGEND:


- MW-1S
663.00 CCR MONITORING WELL
Well Identification
Groundwater Elevation (MSL ft.)
- MW-1S
663.00 EXISTING NATURE AND EXTENT MONITORING WELL
Well Identification
Groundwater Elevation (MSL ft.)
- PZ-11
663.51 MONITORING WELL
Well Identification
Groundwater Elevation (MSL ft.)
- SITE PROPERTY BOUNDARY
- APPROXIMATE BOUNDARY OF ASH POND SYSTEM
- INFERRED GROUNDWATER ELEVATION CONTOUR
CONTOUR INTERVAL: 5ft (DASHED WHERE INFERRED)
- GROUNDWATER FLOW DIRECTION

NOTE:
 * SUSPECT DATA
 FR = FLOW RATE (FT/DAY)

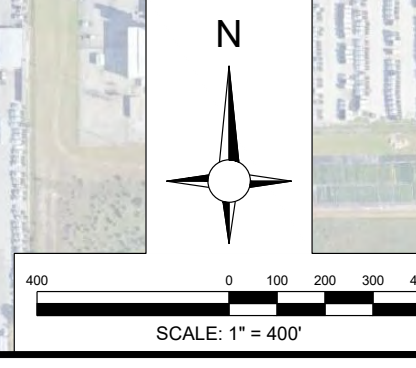
Project Number	170LF01501
Date	01/30/2024
Scale	AS SHOWN
Drawn By	MB
Check By	BM

Company Name:
IPL HARDING STREET STATION
3700 SOUTH HARDING STREET
INDIANAPOLIS, INDIANA
 Client
 Client

ATLAS
 7998 CENTERPOINT DR.
 SUITE 100
 INDIANAPOLIS, IN 46256
 PHONE +1 317 848 1690
 FAX +1 317 848 1278
 WWW.ONEATLAS.COM



Shallow Potentiometric Surface Map
 OCTOBER 30, 2023
 AES INDIANA HARDING STREET STATION
 3700 SOUTH HARDING STREET INDIANAPOLIS, INDIANA



Tables

Table 1:	Well Sampling Summary
Table 2:	Groundwater Elevation Data
Table 3:	Summary of Monitoring Results – November 2022
Table 4:	Summary of Monitoring Results – December 2022
Table 5:	Summary of Soil Analytical Results – January 2023
Table 6:	Summary of Monitoring Results – January-February 2023
Table 7:	Summary of Monitoring Results – March 2023
Table 8:	Summary of Monitoring Results – May 2023
Table 9:	Summary of Monitoring Results – June 2023
Table 10:	Summary of Soil Analytical Results – June 2023
Table 11:	Summary of Monitoring Results – July-August 2023
Table 12:	Summary of Monitoring Results (MW-18 Nest) – August 2023
Table 13:	Groundwater Protection Standards Summary – November 2022 and May 2023

Table 1
Well Sampling Summary
Multiunit Ash Pond System
AES Indiana
Harding Street Generating Station
Indianapolis, Indiana
Atlas Project No. 170LF01501

Identification	Date Installed	Upgradient/Background, Downgradient, or Nature & Extent	Number of Samples	Sample Date	Detection or Assessment Monitoring Program
MW-1S	9/25/2015	Downgradient	3	11/9/2022	Assessment
				5/23/2023	
				11/22/2023	
MW-1D	9/25/2015	Downgradient	3	11/9/2022	Assessment
				5/23/2023	
				11/22/2023	
MW-2S	9/29/2015	Downgradient	3	11/8/2022	Assessment
				5/23/2023	
				11/27/2023	
MW-2D	2/9/2016	Downgradient	3	11/8/2022	Assessment
				5/23/2023	
				11/27/2023	
MW-2IL	1/4/2023	Downgradient	4	2/1/2023	Assessment
				5/23/2023	
				7/31/2023	
				11/10/2023	
MW-2D1	12/6/2022	Downgradient	4	1/31/2023	Assessment
				5/23/2023	
				8/1/2023	
				11/22/2023	
MW-3S	9/28/2015	Downgradient	3	1/19/2023	Assessment
				3/24/2023	
				5/18/2023	
MW-3D	2/10/2016	Downgradient	5	11/8/2022	Assessment
				1/19/2023	
				3/24/2023	
				5/18/2023	
				11/27/2023	
MW-4S	9/28/2015	Downgradient	0	NS	Assessment
MW-4SR	11/29/2022	Downgradient	4	12/8/2022	Assessment
				1/19/2023	
				3/23/2023	
				5/24/2023	
MW-4I	11/4/2022	Downgradient	5	12/8/2022	Assessment
				1/19/2023	
				3/23/2023	
				5/25/2023	
				11/1/2023	
MW-4D	11/3/2022	Downgradient	5	12/8/2022	Assessment
				1/19/2023	
				3/23/2023	
				5/25/2023	
				11/1/2023	
MW-5S	10/1/2015	Downgradient	2	11/11/2022	Assessment
				5/18/2023	
MW-5D	11/29/2022	Downgradient	4	1/31/2023	Assessment
				5/19/2023	
				7/26/2023	
				11/9/2023	
MW-6S	9/28/2015	Downgradient	3	11/2/2022	Assessment
				5/25/2023	
				11/7/2023	

Table 1
Well Sampling Summary
Multiunit Ash Pond System
AES Indiana
Harding Street Generating Station
Indianapolis, Indiana
Atlas Project No. 170LF01501

Identification	Date Installed	Upgradient/Background, Downgradient, or Nature & Extent	Number of Samples	Sample Date	Detection or Assessment Monitoring Program
MW-6I	11/17/2022	Downgradient	4	2/8/2023	Assessment
				5/25/2023	
				7/26/2023	
				11/7/2023	
MW-6D	11/16/2022	Downgradient	4	2/7/2023	Assessment
				5/25/2023	
				7/27/2023	
				11/7/2023	
MW-7S	9/30/2015	Downgradient	3	11/2/2022	Assessment
				5/26/2023	
				11/9/2023	
MW-7D	2/17/2016	Downgradient	3	11/2/2022	Assessment
				5/26/2023	
				11/9/2023	
MW-7D1	11/15/2022	Downgradient	4	2/15/2023	Assessment
				5/26/2023	
				7/27/2023	
				11/9/2023	
MW-8S	10/1/2015	Downgradient	3	11/8/2022	Assessment
				5/23/2023	
				11/10/2023	
MW-8D	11/15/2022	Downgradient	4	2/7/2023	Assessment
				5/23/2023	
				8/1/2023	
				11/10/2023	
MW-9S	2/11/2016	Downgradient	0	NS	Assessment
MW-9SR	11/7/2022	Downgradient	2	1/31/2023	Assessment
				5/24/2023	
MW-9I	2/24/2016	Downgradient	3	11/2/2022	Assessment
				5/24/2023	
				11/3/2023	
MW-9D	2/11/2016	Downgradient	3	11/2/2022	Assessment
				5/24/2023	
				11/3/2023	
MW-10S	2/16/2016	Downgradient	3	11/3/2022	Assessment
				5/25/2023	
				11/8/2023	
MW-10D	2/16/2016	Downgradient	3	11/3/2022	Assessment
				5/25/2023	
				11/8/2023	
MW-11S	2/17/2016	Downgradient	3	11/8/2022	Assessment
				5/25/2023	
				11/8/2023	
MW-11D	2/18/2016	Downgradient	3	11/7/2022	Assessment
				5/24/2023	
				11/8/2023	
MW-12S	2/19/2016	Downgradient	0	NS	Assessment
MW-12D	2/18/2016	Downgradient	3	11/2/2022	Assessment
				5/25/2023	
				11/7/2023	

Table 1
Well Sampling Summary
Multiunit Ash Pond System
AES Indiana
Harding Street Generating Station
Indianapolis, Indiana
Atlas Project No. 170LF01501

Identification	Date Installed	Upgradient/Background, Downgradient, or Nature & Extent	Number of Samples	Sample Date	Detection or Assessment Monitoring Program
MW-12D1	11/18/2022	Downgradient	4	1/31/2023	Assessment
				5/26/2023	
				7/26/2023	
				11/7/2023	
MW-13S	2/15/2016	Downgradient	3	11/1/2022	Assessment
				5/26/2023	
				11/9/2023	
MW-13D	2/12/2016	Downgradient	3	11/1/2022	Assessment
				5/26/2023	
				11/9/2023	
MW-14D	2/23/2016	Downgradient	3	11/7/2022	Assessment
				5/18/2023	
				11/6/2023	
MW-14I	11/14/2022	Downgradient	4	2/7/2023	Assessment
				5/18/2023	
				8/2/2023	
				11/6/2023	
MW-14IL	11/15/2022	Downgradient	4	2/8/2023	Assessment
				5/18/2023	
				8/2/2023	
				11/6/2023	
MW-14D1	11/9/2022	Downgradient	4	2/7/2023	Assessment
				5/18/2023	
				8/2/2023	
				11/6/2023	
MW-15S	8/17/2018	Upgradient/Background	2	11/11/2022	Assessment
				5/18/2023	
MW-15I	8/17/2018	Upgradient/Background	3	11/4/2022	Assessment
				5/18/2023	
				11/29/2023	
MW-15D	8/17/2018	Upgradient/Background	3	11/3/2022	Assessment
				5/18/2023	
				11/29/2023	
MW-16S	12/8/2022	Nature & Extent	4	2/7/2023	Assessment
				5/22/2023	
				8/1/2023	
				11/2/2023	
MW-16D	12/7/2022	Nature & Extent	4	2/7/2023	Assessment
				5/22/2023	
				8/1/2023	
				11/2/2023	
MW-17S	12/21/2022	Nature & Extent	2	2/1/2023	Assessment
				5/22/2023	
MW-17I	12/13/2022	Nature & Extent	4	2/1/2023	Assessment
				5/22/2023	
				7/26/2023	
				11/2/2023	
MW-17IL	12/12/2022	Nature & Extent	4	2/1/2023	Assessment
				5/22/2023	
				7/26/2023	
				11/2/2023	

Table 1
Well Sampling Summary
Multiunit Ash Pond System
AES Indiana
Harding Street Generating Station
Indianapolis, Indiana
Atlas Project No. 170LF01501

Identification	Date Installed	Upgradient/Background, Downgradient, or Nature & Extent	Number of Samples	Sample Date	Detection or Assessment Monitoring Program
MW-17D	12/12/2022	Nature & Extent	4	2/1/2023	Assessment
				5/19/2023	
				8/1/2023	
				11/2/2023	
MW-18S	6/7/2023	Nature & Extent	3	6/22/2023	Assessment
				8/25/2023	
				11/22/2023	
MW-18I	6/7/2023	Nature & Extent	3	6/21/2023	Assessment
				8/25/2023	
				11/1/2023	
MW-18D	6/6/2023	Nature & Extent	3	6/21/2023	Assessment
				8/25/2023	
				11/1/2023	
M-4	12/18/1986	Nature & Extent	3	11/3/2022	Assessment
				5/24/2023	
				11/22/2023	
PZ-100S	10/24/2019	Nature & Extent	3	11/3/2022	Assessment
				5/11/2023	
				11/21/2023	
PZ-100D	10/23/2019	Nature & Extent	3	11/3/2022	Assessment
				5/11/2023	
				11/21/2023	
PZ-101S	10/29/2019	Nature & Extent	3	11/3/2022	Assessment
				5/16/2023	
				11/16/2023	
PZ-101D	10/25/2019	Nature & Extent	3	11/2/2022	Assessment
				5/16/2023	
				11/21/2023	
MW-102S	4/15/2020	Nature & Extent	1	5/17/2023	Assessment
MW-102D	4/15/2020	Nature & Extent	3	11/14/2022	Assessment
				5/17/2023	
				11/16/2023	
MW-103S	4/8/2020	Nature & Extent	3	11/1/2022	Assessment
				5/15/2023	
				11/14/2023	
MW-103I	4/8/2020	Nature & Extent	3	11/1/2022	Assessment
				5/15/2023	
				11/14/2023	
MW-103D	4/8/2020	Nature & Extent	3	11/1/2022	Assessment
				5/15/2023	
				11/14/2023	
MW-104S	4/17/2020	Nature & Extent	0	NS	Assessment
MW-104D	4/16/2020	Nature & Extent	3	11/3/2022	Assessment
				5/16/2023	
				11/15/2023	
MW-105S	7/12/2021	Nature & Extent	3	11/7/2022	Assessment
				5/17/2023	
				11/13/2023	
MW-105I	7/9/2021	Nature & Extent	3	11/7/2022	Assessment
				5/17/2023	
				11/13/2023	

Table 1
Well Sampling Summary
Multiunit Ash Pond System
AES Indiana
Harding Street Generating Station
Indianapolis, Indiana
Atlas Project No. 170LF01501

Identification	Date Installed	Upgradient/Background, Downgradient, or Nature & Extent	Number of Samples	Sample Date	Detection or Assessment Monitoring Program
MW-105D	7/8/2021	Nature & Extent	3	11/7/2022	Assessment
				5/17/2023	
				11/14/2023	
MW-106S	7/7/2021	Nature & Extent	3	11/14/2022	Assessment
				5/11/2023	
				11/13/2023	
MW-106I	7/2/2021	Nature & Extent	1	5/11/2023	Assessment
MW-106D	7/1/2021	Nature & Extent	3	11/14/2022	Assessment
				5/11/2023	
				11/13/2023	
MW-107S	6/29/2021	Nature & Extent	3	11/2/2022	Assessment
				5/16/2023	
				11/15/2023	
MW-107I	6/24/2021	Nature & Extent	3	11/2/2022	Assessment
				5/16/2023	
				11/16/2023	
MW-107D	6/25/2021	Nature & Extent	3	11/2/2022	Assessment
				5/16/2023	
				11/15/2023	
MW-108S	7/15/2021	Nature & Extent	3	11/8/2022	Assessment
				5/16/2023	
				11/13/2023	
MW-108D	7/14/2021	Nature & Extent	3	11/8/2022	Assessment
				5/16/2023	
				11/13/2023	
MW-109S	11/2/2022	Nature & Extent	0	NS	Assessment
MW-109I	11/2/2022	Nature & Extent	4	2/9/2023	Assessment
				5/17/2023	
				7/31/2023	
				11/15/2023	
MW-109D	11/1/2022	Nature & Extent	4	2/9/2023	Assessment
				5/17/2023	
				7/31/2023	
				11/15/2023	
MW-110S	11/2/2022	Nature & Extent	4	2/9/2023	Assessment
				5/11/2023	
				7/31/2023	
				11/15/2023	
MW-110I	11/2/2022	Nature & Extent	0	NS	Assessment
MW-110D	11/1/2022	Nature & Extent	4	2/9/2023	Assessment
				5/11/2023	
				8/2/2023	
				11/14/2023	

Notes

NS = Not sampled during year.

MW-3S, MW-4S, MW-9S, MW-12S, MW-102S, MW-104S, and MW-106I were dry in November 2022 and were not sampled.

MW-4S and MW-9S were replaced by MW-4SR and MW-9SR respectively, and were not sampled in 2023.

MW-12S, MW-104S, MW-109S, and MW-110I were dry throughout 2023 and were not sampled.

MW-17S was dry in July 2023 and was not sampled.

MW-3S, MW-4SR, MW-5S, MW-9SR, MW-15S, MW-17S, MW-102S, MW-106I were dry in November 2023 and were not sampled.

Table 2
Groundwater Elevation Data
Multiunit Ash Pond System
AES Indiana
Harding Street Generating Station, Indianapolis, Indiana
Atlas Project No. 170LF01501

Monitoring Well/Piezometer Location	Gauging Date	TOC Elevation (ft-MSL)	Depth to Water (ft)	Water Elevation (ft-MSL)
MW-1S	10/31/2022	675.33	14.72	660.61
	4/13/2023		12.86	662.47
	5/10/2023		13.06	662.27
	10/30/2023		15.20	660.13
MW-1D	10/31/2022	675.17	14.44	660.73
	4/13/2023		12.67	662.50
	5/10/2023		12.79	662.38
	10/30/2023		14.94	660.23
MW-2S	10/31/2022	684.99	22.12	662.87
	4/13/2023		19.92	665.07
	5/10/2023		20.09	664.90
	10/30/2023		23.44	661.55
MW-2D	10/31/2022	685.20	22.32	662.88
	4/13/2023		20.13	665.07
	5/10/2023		20.28	664.92
	10/30/2023		23.68	661.52
MW-2IL	2/1/2023	688.86	26.85	662.01
	4/13/2023		25.17	663.69
	5/10/2023		25.44	663.42
	7/31/2023		27.78	661.08
	10/30/2023		29.74	659.12
MW-2D1	1/31/2023	688.84	26.20	662.64
	4/13/2023		24.79	664.05
	5/10/2023		24.90	663.94
	8/1/2023		26.30	662.54
	10/30/2023		29.38	659.46
MW-3S	10/31/2022	688.98	29.59	659.39
	1/19/2023		29.68	659.30
	3/24/2023		Dry (27.0)	<661.98
	4/13/2023		Dry to pump	NA
	5/10/2023		Dry to pump	NA
	10/30/2023		Dry	<663.99
MW-3D	10/31/2022	688.82	29.63	659.19
	1/19/2023		29.76	659.06
	3/24/2023		28.45	660.37
	4/13/2023		27.46	661.36
	5/10/2023		27.95	660.87
	10/30/2023		33.69	655.13
MW-4S	10/31/2022	689.29	27.37	661.92
MW-4SR	1/19/2023	688.29	38.90	649.39
	3/23/2023		37.37	650.92
	4/13/2023		35.71	652.58
	5/10/2023		36.05	652.24
	10/30/2023		42.47	645.82

Table 2
Groundwater Elevation Data
Multiunit Ash Pond System
AES Indiana
Harding Street Generating Station, Indianapolis, Indiana
Atlas Project No. 170LF01501

Monitoring Well/Piezometer Location	Gauging Date	TOC Elevation (ft-MSL)	Depth to Water (ft)	Water Elevation (ft-MSL)
MW-4I	1/19/2023	688.64	39.32	649.32
	3/23/2023		37.71	650.93
	4/13/2023		36.03	652.61
	5/10/2023		36.37	652.27
	10/30/2023		44.44	644.20
MW-4D	1/19/2023	688.58	39.13	649.45
	3/23/2023		37.65	650.93
	4/13/2023		35.95	652.63
	5/10/2023		36.29	652.29
	10/30/2023		44.05	644.53
MW-5S	10/31/2022	689.43	35.33	654.10
	4/13/2023		Dry to pump	NA
	5/10/2023		33.67	655.76
	10/30/2023		Dry to pump (37.0)	<652.4
MW-5D	1/31/2023	687.69	49.05	638.64
	4/13/2023		47.16	640.53
	5/10/2023		47.49	640.20
	7/26/2023		48.00	639.69
	10/30/2023		50.92	636.77
MW-6S	10/31/2022	695.67	36.27	659.40
	4/13/2023		34.37	661.30
	5/10/2023		34.89	660.78
	10/30/2023		Dry to pump	NA
MW-6I	2/8/2023	694.56	35.51	659.05
	4/13/2023		33.90	660.66
	5/10/2023		34.40	660.16
	7/26/2023		35.41	659.15
	10/30/2023		36.96	657.60
MW-6D	2/7/2023	694.45	65.90	628.55
	4/13/2023		64.99	629.46
	5/10/2023		65.27	629.18
	7/27/2023		65.51	628.94
	10/30/2023		66.94	627.51
MW-7S	10/31/2022	696.76	41.06	655.70
	4/13/2023		38.89	657.87
	5/10/2023		39.74	657.02
	10/30/2023		41.84	654.92
MW-7D	10/31/2022	696.29	41.75	654.54
	4/13/2023		38.47	657.82
	5/10/2023		39.33	656.96
	10/30/2023		41.41	654.88

Table 2
Groundwater Elevation Data
Multiunit Ash Pond System
AES Indiana
Harding Street Generating Station, Indianapolis, Indiana
Atlas Project No. 170LF01501

Monitoring Well/Piezometer Location	Gauging Date	TOC Elevation (ft-MSL)	Depth to Water (ft)	Water Elevation (ft-MSL)
MW-7D1	2/15/2023	695.04	69.00	626.04
	4/13/2023		67.93	627.11
	5/10/2023		68.33	626.71
	7/27/2023		68.67	626.37
	10/30/2023		69.45	625.59
MW-8S	10/31/2022	672.78	17.57	655.21
	4/13/2023		14.81	657.97
	5/10/2023		15.43	657.35
	10/30/2023		17.90	654.88
MW-8D	2/7/2023	670.82	20.18	650.64
	4/13/2023		18.53	652.29
	5/10/2023		17.58	653.24
	8/1/2023		19.74	651.08
	10/30/2023		20.23	650.59
MW-9S	10/31/2022	689.02	Dry	NA
MW-9SR	1/31/2023	688.03	41.92	646.11
	4/13/2023		38.81	649.22
	5/10/2023		38.94	649.09
	10/30/2023		45.74	642.29
MW-9I	10/31/2022	689.11	39.65	649.46
	4/13/2023		38.72	650.39
	5/10/2023		38.85	650.26
	10/30/2023		46.65	642.46
MW-9D	10/31/2022	689.27	39.84	649.43
	4/13/2023		39.00	650.27
	5/10/2023		39.06	650.21
	10/30/2023		46.84	642.43
MW-10S	10/31/2022	691.10	30.54	660.56
	4/13/2023		28.36	662.74
	5/10/2023		28.77	662.33
	10/30/2023		Dry	NA
MW-10D	10/31/2022	691.28	30.75	660.53
	4/13/2023		28.53	662.75
	5/10/2023		28.96	662.32
	10/30/2023		32.30	658.98
MW-11S	10/31/2022	686.17	35.00	651.17
	4/13/2023		29.70	656.47
	5/10/2023		31.95	654.22
	10/30/2023		35.30	650.87
MW-11D	10/31/2022	686.17	31.87	654.30
	4/13/2023		28.86	657.31
	5/10/2023		29.98	656.19
	10/30/2023		33.20	652.97

Table 2
Groundwater Elevation Data
Multiunit Ash Pond System
AES Indiana
Harding Street Generating Station, Indianapolis, Indiana
Atlas Project No. 170LF01501

Monitoring Well/Piezometer Location	Gauging Date	TOC Elevation (ft-MSL)	Depth to Water (ft)	Water Elevation (ft-MSL)
MW-12S	10/31/2022	688.82	39.81	649.01
	4/13/2023		Dry to pump	NA
	5/10/2023		Dry	NA
	10/30/2023		Dry (35.3)	<653.52
MW-12D	10/31/2022	688.73	39.77	648.96
	4/13/2023		38.61	650.12
	5/10/2023		38.71	650.02
	10/30/2023		44.83	643.90
MW-12D1	1/31/2023	688.07	54.15	633.92
	4/13/2023		51.92	636.15
	5/10/2023		52.03	636.04
	7/26/2023		53.65	634.42
	10/30/2023		57.00	631.07
MW-13S	10/31/2022	696.08	38.64	657.44
	4/13/2023		36.80	659.28
	5/10/2023		37.42	658.66
	10/30/2023		39.53	656.55
MW-13D	10/31/2022	696.78	39.37	657.41
	4/13/2023		37.52	659.26
	5/10/2023		38.15	658.63
	10/30/2023		40.26	656.52
MW-14D	10/31/2022	697.88	43.09	654.79
	4/13/2023		40.42	657.46
	5/10/2023		41.48	656.40
	10/30/2023		43.60	654.28
MW-14I	2/7/2023	697.74	43.25	654.49
	4/13/2023		41.35	656.39
	5/10/2023		42.31	655.43
	8/2/2023		44.46	653.28
	10/30/2023		44.55	653.19
MW-14IL	2/7/2023	697.94	87.41	610.53
	4/13/2023		85.27	612.67
	5/10/2023		85.74	612.20
	8/2/2023		85.90	612.04
	10/30/2023		87.00	610.94
MW-14D1	2/7/2023	698.07	88.15	609.92
	4/13/2023		85.80	612.27
	5/10/2023		86.28	611.79
	8/2/2023		86.32	611.75
	10/30/2023		87.64	610.43

Table 2
Groundwater Elevation Data
Multiunit Ash Pond System
AES Indiana
Harding Street Generating Station, Indianapolis, Indiana
Atlas Project No. 170LF01501

Monitoring Well/Piezometer Location	Gauging Date	TOC Elevation (ft-MSL)	Depth to Water (ft)	Water Elevation (ft-MSL)
MW-15S	10/31/2022	685.46	Dry to top of pump (20.8 ft)	<664.66
	4/13/2023		18.08	667.38
	5/10/2023		18.78	666.68
	10/30/2023		Dry (20.8)	<664.66
MW-15I	10/31/2022	685.59	20.90	664.69
	4/13/2023		17.82	667.77
	5/10/2023		18.42	667.17
	10/30/2023		23.13	662.46
MW-15D	10/31/2022	685.20	20.62	664.58
	4/13/2023		17.53	667.67
	5/10/2023		18.14	667.06
	10/30/2023		22.85	662.35
MW-16S	2/7/2023	672.15	14.85	657.30
	4/13/2023		13.87	658.28
	5/10/2023		13.38	658.77
	8/1/2023		15.15	657.00
	10/30/2023		15.58	656.57
MW-16D	2/7/2023	672.27	16.20	656.07
	4/13/2023		15.07	657.20
	5/10/2023		14.40	657.87
	8/1/2023		16.85	655.42
	10/30/2023		16.91	655.36
MW-17S	2/1/2023	670.81	15.10	655.71
	4/13/2023		15.12	655.69
	5/10/2023		14.40	656.41
	7/26/2023		17.42	653.39
	10/30/2023		Dry (14.1)	<656.71
MW-17I	2/1/2023	670.84	21.22	649.62
	4/13/2023		20.44	650.40
	5/10/2023		19.61	651.23
	7/26/2023		21.47	649.37
	10/30/2023		22.16	648.68
MW-17IL	2/1/2023	670.66	48.40	622.26
	4/13/2023		44.99	625.67
	5/10/2023		45.76	624.90
	7/26/2023		46.46	624.20
	10/30/2023		48.43	622.23
MW-17D	2/1/2023	670.68	49.32	621.36
	4/13/2023		45.88	624.80
	5/10/2023		46.74	623.94
	8/1/2023		47.50	623.18
	10/30/2023		49.43	621.25

Table 2
Groundwater Elevation Data
Multiunit Ash Pond System
AES Indiana
Harding Street Generating Station, Indianapolis, Indiana
Atlas Project No. 170LF01501

Monitoring Well/Piezometer Location	Gauging Date	TOC Elevation (ft-MSL)	Depth to Water (ft)	Water Elevation (ft-MSL)
MW-18S	6/22/2023	669.61	47.33	622.28
	8/25/2023		47.00	622.61
	10/30/2023		49.41	620.20
MW-18I	6/21/2023	669.48	47.18	622.30
	8/25/2023		46.86	622.62
	10/30/2023		49.27	620.21
MW-18D	6/21/2023	669.32	47.01	622.31
	8/25/2023		46.62	622.70
	10/30/2023		49.06	620.26
M-4	10/31/2022	693.25	38.29	654.96
	4/13/2023		36.00	657.25
	5/10/2023		36.92	656.33
	10/30/2023		39.01	654.24
PZ-100S	10/31/2022	681.79	32.52	649.27
	4/13/2023		31.29	650.50
	5/10/2023		31.25	650.54
	10/30/2023		36.74	645.05
PZ-100D	10/31/2022	681.84	48.86	632.98
	4/13/2023		42.48	639.36
	5/10/2023		48.35	633.49
	10/30/2023		52.73	629.11
PZ-101S	10/31/2022	689.36	47.03	642.33
	4/13/2023		46.78	642.58
	5/10/2023		46.13	643.23
	10/30/2023		53.54	635.82
PZ-101D	10/31/2022	689.40	85.55	603.85
	4/13/2023		85.98	603.42
	5/10/2023		85.61	603.79
	10/30/2023		87.54	601.86
MW-102S	10/31/2022	677.10	58.52	618.58
	4/13/2023		56.88	620.22
	5/10/2023		56.79	620.31
	10/30/2023		57.75	619.35
MW-102D	10/31/2022	677.48	60.43	617.05
	4/13/2023		59.86	617.62
	5/10/2023		59.98	617.50
	10/30/2023		60.75	616.73
MW-103S	10/31/2022	701.27	35.63	665.64
	4/13/2023		35.63	665.64
	5/10/2023		36.62	664.65
	10/30/2023		35.45	665.82

Table 2
Groundwater Elevation Data
Multiunit Ash Pond System
AES Indiana
Harding Street Generating Station, Indianapolis, Indiana
Atlas Project No. 170LF01501

Monitoring Well/Piezometer Location	Gauging Date	TOC Elevation (ft-MSL)	Depth to Water (ft)	Water Elevation (ft-MSL)
MW-103I	10/31/2022	701.26	90.00	611.26
	4/13/2023		87.70	613.56
	5/10/2023		88.36	612.90
	10/30/2023		90.38	610.88
MW-103D	10/31/2022	701.54	93.00	608.54
	4/13/2023		90.83	610.71
	5/10/2023		91.37	610.17
	10/30/2023		93.24	608.30
MW-104S	10/31/2022	676.60	Dry to top of pump (54.8 ft)	<621.80
	4/13/2023		Dry (54.8)	<621.80
	5/10/2023		Dry (54.8)	<621.80
	10/30/2023		Dry (54.8)	<621.80
MW-104D	10/31/2022	677.01	87.94	589.07
	4/13/2023		88.58	588.43
	5/10/2023		88.10	588.91
	10/30/2023		88.48	588.53
MW-105S	10/31/2022	661.47	27.15	634.32
	4/13/2023		21.94	639.53
	5/10/2023		26.50	634.97
	10/30/2023		28.05	633.42
MW-105I	10/31/2022	661.37	54.15	607.22
	4/13/2023		52.85	608.52
	5/10/2023		53.14	608.23
	10/30/2023		54.19	607.18
MW-105D	10/31/2022	661.04	60.22	600.82
	4/13/2023		54.54	606.50
	5/10/2023		46.33	614.71
	10/30/2023		46.93	614.11
MW-106S	10/31/2022	671.05	33.98	637.07
	4/13/2023		32.80	638.25
	5/11/2023		33.10	637.95
	10/30/2023		33.87	637.18
MW-106I	10/31/2022	671.05	61.83	609.22
	4/13/2023		60.70	610.35
	5/10/2023		60.88	610.17
	10/30/2023		61.92	609.13
MW-106D	10/31/2022	671.00	62.98	608.02
	4/13/2023		62.26	608.74
	5/10/2023		62.47	608.53
	10/30/2023		63.80	607.20

Table 2
Groundwater Elevation Data
Multiunit Ash Pond System
AES Indiana
Harding Street Generating Station, Indianapolis, Indiana
Atlas Project No. 170LF01501

Monitoring Well/Piezometer Location	Gauging Date	TOC Elevation (ft-MSL)	Depth to Water (ft)	Water Elevation (ft-MSL)
MW-107S	10/31/2022	658.23	36.99	621.24
	4/13/2023		5.90	652.33
	5/10/2023		5.91	652.32
	10/30/2023		9.53	648.70
MW-107I	10/31/2022	658.47	35.44	623.03
	4/13/2023		35.55	622.92
	5/10/2023		36.20	622.27
	10/30/2023		Dry	NA
MW-107D	10/31/2022	658.55	36.39	622.16
	4/13/2023		36.18	622.37
	5/10/2023		35.28	623.27
	10/30/2023		37.00	621.55
MW-108S	10/31/2022	642.22	32.85	609.37
	4/13/2023		33.19	609.03
	5/10/2023		Dry to pump	NA
	10/30/2023		Dry	NA
MW-108D	10/31/2022	642.03	46.24	595.79
	4/13/2023		46.52	595.51
	5/10/2023		46.32	595.71
	10/30/2023		44.00	598.03
MW-109S	2/9/2023	679.13	38.06	641.07
	4/13/2023		38.06	641.07
	5/10/2023		38.03	641.10
	7/31/2023		Dry	NA
	10/30/2023		37.97	641.16
MW-109I	2/9/2023	679.11	40.71	638.40
	4/13/2023		38.26	640.85
	5/10/2023		38.37	640.74
	7/31/2023		40.50	638.61
	10/30/2023		49.83	629.28
MW-109D	2/9/2023	679.03	40.80	638.23
	4/13/2023		38.31	640.72
	5/10/2023		38.45	640.58
	7/31/2023		40.55	638.48
	10/30/2023		49.90	629.13
MW-110S	2/9/2023	679.96	52.05	627.91
	4/13/2023		51.37	628.59
	5/10/2023		50.28	629.68
	7/31/2023		50.75	629.21
	10/30/2023		52.47	627.49

Table 2
Groundwater Elevation Data
Multiunit Ash Pond System
AES Indiana
Harding Street Generating Station, Indianapolis, Indiana
Atlas Project No. 170LF01501

Monitoring Well/Piezometer Location	Gauging Date	TOC Elevation (ft-MSL)	Depth to Water (ft)	Water Elevation (ft-MSL)
MW-110I	2/9/2023	679.79	76.68	603.11
	4/13/2023		76.79	603.00
	5/10/2023		76.75	603.04
	7/31/2023		Dry	NA
	10/30/2023		Dry	NA
MW-110D	2/9/2023	679.60	98.30	581.30
	4/13/2023		98.24	581.36
	5/10/2023		98.10	581.50
	8/2/2023		97.66	581.94
	10/30/2023		98.84	580.76

Notes:

TOC = Top of Casing

ft-MSL = feet above Mean Sea Level

ft-bgs = feet below ground surface

NA = Not Available

Table 3
Summary of Monitoring Results - November 2022
Multiunit Ash Pond System
AES Indiana
Harding Street Generating Station
Indianapolis, Indiana
Atlas Project No. 170LF01501

Well ID	Units	MW-1S	MW-1D	MW-2S	MW-2D	MW-3S
Sample Date		11/9/2022	11/9/2022	11/8/2022	11/8/2022	-
Pace Lab ID		50330760004	50330760001	50330580003	50330580002	-
Static Water Elevation		660.61	660.73	662.87	662.88	659.39
Field Parameters						
Temperature, Field	Degrees C	16.32	15.58	20.19	19.09	
Dissolved Oxygen, Field	mg/L	0.12	0.43	0.2	0.18	
Conductivity, Field	uS/cm	1020.5	988.71	3,117.2	2,068.0	
ORP, Field	mV	-156.1	-145.7	-127.1	-79.4	
pH, Field	S.U.	7.76	7.67	7.45	7.23	
Turbidity, Field	NTU	11.4	3.58	0.45	2.31	
Appendix III Constituents						
Boron, Total	ug/L	245	193	496	2100	
Calcium, Total	ug/L	78800	85200	251000	206000	
Chloride	mg/L	136	147	684	302	
Fluoride	mg/L	0.47	0.44	0.29	0.94	
Sulfate	mg/L	99.3	80.9	660	488	
Total Dissolved Solids	mg/L	589	573	2250	1570	
pH at 25 Degrees C	Std. Units	7.5	7.4	7.2	7.2	
Appendix IV Constituents						
Antimony, Total	ug/L	<1	<1	<1	<1	
Arsenic, Total	ug/L	5.7	4.2	14.9	5.9	
Barium, Total	ug/L	57.7	87.6	230	57.7	
Beryllium, Total	ug/L	#N/A	#N/A	#N/A	#N/A	
Cadmium, Total	ug/L	<2	<2	<2	<2	
Chromium, Total	ug/L	<10	<10	<10	<10	
Cobalt, Total	ug/L	<1	<1	<1	<1	
Lead, Total	ug/L	<10	<10	<10	<10	
Lithium, Total	ug/L	<20	<20	21.6	54.8	
Mercury	ug/L	#N/A	#N/A	#N/A	#N/A	
Molybdenum, Total	ug/L	18.8	27.2	20.4	82	
Molybdenum, Dissolved	ug/L	19.2	26.1	23.3	80.8	
Radium-226	pCi/L	1.49	0.343	1.2	0.758	
Radium-228	pCi/L	0.455	1.03	1.86	1.28	
Selenium, Total	ug/L	<1	<1	<1	<1	
Thallium, Total	ug/L	#N/A	#N/A	#N/A	#N/A	
Total Radium	pCi/L	1.95	1.37	3.06	2.04	
Geochemical Constituents						
Alkalinity, Total as CaCO3	mg/L	244	264	211	304	
Alkalinity,Bicarbonate (CaCO3)	mg/L	244	264	211	304	
Alkalinity,Carbonate (CaCO3)	mg/L	<10	<10	<10	<10	
Aluminum, Total	ug/L	<200	<200	<200	<200	
Dissolved Organic Carbon	mg/L	2.6	2.4	<4	<4	
Iron, Total	ug/L	2260	1930	2890	2530	
Iron, Ferrous	mg/L	<0.2	<0.2	0.58	0.78	
Iron, Dissolved	ug/L	1560	1730	3390	2230	
Magnesium, Total	ug/L	21200	20300	64800	52200	
Manganese, Total	ug/L	204	192	869	533	
Manganese, Dissolved	ug/L	202	186	1020	536	
Nitrogen, Nitrate	mg/L	<0.1	<0.1	0.31	<0.1	
Nitrogen, Nitrite	mg/L	<0.1	<0.1	<0.1	<0.1	
Phosphate as P04	mg/L	1.7	0.87	0.59	<0.15	
Potassium, Total	ug/L	5060	5810	10100	13100	
Silica, Total	ug/L	11100	13000	11500	15900	
Sodium, Total	ug/L	110000	93000	386000	221000	
Sulfide	mg/L	<0.1	<0.1	<0.1	<0.1	
Total Organic Carbon	mg/L	2.7	2.7	<4	<4	

DRY

Notes:

- ft MSL: Elevation, feet mean sea level
- °C: Degrees celcius
- uS/cm: microsiemen per centimeter
- umhos/cm: micromhos per centimeter
- NA: Not analyzed
- NM: Not Measured
- NS: Not Sampled
- mV: millivolt
- Std. Units: standard units
- mg/L: milligram per liter
- ug/L: microgram per liter
- pCi/L: picoCurie per liter

Static water elevation listed for a well may have been collected on a date different than date of well sampling.

Table 3
Summary of Monitoring Results - November 2022
Multiunit Ash Pond System
AES Indiana
Harding Street Generating Station
Indianapolis, Indiana
Atlas Project No. 170LF01501

Well ID	Units	MW-3D	MW-5S	MW-6S	MW-7S	MW-7D
Sample Date		11/8/2022	11/11/2022	11/2/2022	11/2/2022	11/2/2022
Pace Lab ID		50330580001	50330895003	50330084006	50330084004	50330084005
Static Water Elevation		659.19	654.10	659.40	655.70	654.54
Field Parameters						
Temperature, Field	Degrees C	14.15	15.33	16.13	16.29	16.37
Dissolved Oxygen, Field	mg/L	0.12	2.22	0.04	0.04	0.05
Conductivity, Field	uS/cm	772.86	1,873.9	1,749.0	1,853.3	1,832.1
ORP, Field	mV	-93.2	22	-101.1	-131.5	-149.8
pH, Field	S.U.	7.51	7.46	7.16	7.68	7.76
Turbidity, Field	NTU	2.14	2.95	26.73	0	0.15
Appendix III Constituents						
Boron, Total	ug/L	164	2240	8100	13600	13900
Calcium, Total	ug/L	73900	197000	212000	224000	224000
Chloride	mg/L	123	144	134	166	150
Fluoride	mg/L	0.25	1.5	1.5	0.58	0.46
Sulfate	mg/L	52.9	227	395	562	568
Total Dissolved Solids	mg/L	489	1320	1290	1410	1400
pH at 25 Degrees C	Std. Units	7.5	7.4	7.2	7.6	7.6
Appendix IV Constituents						
Antimony, Total	ug/L	<1	<1	<1	<1	<1
Arsenic, Total	ug/L	4.2	<1	13	388	438
Barium, Total	ug/L	85.6	37.8	91.4	41.8	42.9
Beryllium, Total	ug/L	#N/A	#N/A	#N/A	#N/A	#N/A
Cadmium, Total	ug/L	<2	<2	<2	<2	<2
Chromium, Total	ug/L	<10	<10	<10	<10	<10
Cobalt, Total	ug/L	<1	1.2	1.9	<1	<1
Lead, Total	ug/L	<10	<10	<10	<10	<10
Lithium, Total	ug/L	<20	44.7	48.7	86.8	93.7
Mercury	ug/L	#N/A	#N/A	#N/A	#N/A	#N/A
Molybdenum, Total	ug/L	<10	92.1	211	605	632
Molybdenum, Dissolved	ug/L	<10	100	222	594	590
Radium-226	pCi/L	<0	<0.299	<0.27	0.42	<0.118
Radium-228	pCi/L	0.592	1.04	<0.132	0.882	0.588
Selenium, Total	ug/L	<1	<1	<1	<1	<1
Thallium, Total	ug/L	#N/A	#N/A	#N/A	#N/A	#N/A
Total Radium	pCi/L	<0.592	1.34	<0.402	1.3	<0.706
Geochemical Constituents						
Alkalinity, Total as CaCO3	mg/L	226	431	416	228	233
Alkalinity, Bicarbonate (CaCO3)	mg/L	226	431	416	228	233
Alkalinity, Carbonate (CaCO3)	mg/L	<10	<10	<10	<10	<10
Aluminum, Total	ug/L	<200	<200	<200	<200	<200
Dissolved Organic Carbon	mg/L	1.4	<4	1.9	2.1	2
Iron, Total	ug/L	1280	<100	9310	2740	2310
Iron, Ferrous	mg/L	<0.2	<0.2	<0.2	<0.2	<0.2
Iron, Dissolved	ug/L	1040	<100	8740	2730	2100
Magnesium, Total	ug/L	17900	50800	58000	48100	49400
Manganese, Total	ug/L	171	928	1710	415	489
Manganese, Dissolved	ug/L	177	996	1800	417	462
Nitrogen, Nitrate	mg/L	0.46	<0.1	<0.1	<0.1	<0.1
Nitrogen, Nitrite	mg/L	<0.1	<0.1	<0.1	<0.1	<0.1
Phosphate as P04	mg/L	<0.15	<0.15	0.66	0.75	0.92
Potassium, Total	ug/L	3080	8900	10600	16600	17100
Silica, Total	ug/L	9080	15500	13000	13800	13500
Sodium, Total	ug/L	71800	164000	140000	166000	167000
Sulfide	mg/L	<0.1	<0.1	<0.1	<0.1	<0.1
Total Organic Carbon	mg/L	1.1	<4	1.8	1.9	1.9

Notes:

- ft MSL: Elevation, feet mean sea level
- °C: Degrees celcius
- uS/cm: microsiemen per centimeter
- umhos/cm: micromhos per centimeter
- NA: Not analyzed
- NM: Not Measured
- NS: Not Sampled
- mV: millivolt
- Std. Units: standard units
- mg/L: milligram per liter
- ug/L: microgram per liter
- pCi/L: picoCurie per liter

Static water elevation listed for a well may have been collected on a date different than date of well sampling.

Table 3
Summary of Monitoring Results - November 2022
Multiunit Ash Pond System
AES Indiana
Harding Street Generating Station
Indianapolis, Indiana
Atlas Project No. 170LF01501

Well ID	Units	MW-8S	MW-9S	MW-9I	MW-9D	MW-10S
Sample Date		11/8/2022	-	11/2/2022	11/2/2022	11/3/2022
Pace Lab ID		50330580005	-	50330084002	50330084001	50330214001
Static Water Elevation		655.21	-	649.46	649.43	660.56
Field Parameters						
Temperature, Field	Degrees C	15.39	DRY	14.13	14.09	15.42
Dissolved Oxygen, Field	mg/L	0.16		0.14	0.46	0.26
Conductivity, Field	uS/cm	2,208.6		827.12	884.37	2,049.9
ORP, Field	mV	210.4		-76.1	-66.1	-122.9
pH, Field	S.U.	7.22		7.47	7.31	7.68
Turbidity, Field	NTU	1.85		0	0	2.46
Appendix III Constituents						
Boron, Total	ug/L	14800	1700	1140	1740	
Calcium, Total	ug/L	257000	96500	108000	225000	
Chloride	mg/L	112	85.2	86.4	220	
Fluoride	mg/L	0.16	0.97	0.45	3	
Sulfate	mg/L	956	98.5	127	528	
Total Dissolved Solids	mg/L	1870	536	579	1470	
pH at 25 Degrees C	Std. Units	7.2	7.7	7.6	7.7	
Appendix IV Constituents						
Antimony, Total	ug/L	<1	<1	<1	<1	
Arsenic, Total	ug/L	<1	16.6	17.8	368	
Barium, Total	ug/L	47.6	70.4	47.4	72.4	
Beryllium, Total	ug/L	#N/A	#N/A	#N/A	#N/A	
Cadmium, Total	ug/L	<2	<2	<2	<2	
Chromium, Total	ug/L	<10	<10	<10	<10	
Cobalt, Total	ug/L	3.9	<1	<1	<1	
Lead, Total	ug/L	<10	<10	<10	<10	
Lithium, Total	ug/L	169	22.3	<20	33	
Mercury	ug/L	#N/A	#N/A	#N/A	#N/A	
Molybdenum, Total	ug/L	386	122	53.2	69.6	
Molybdenum, Dissolved	ug/L	385	122	51.1	67.4	
Radium-226	pCi/L	<-0.269	0.498	<0.0564	0.413	
Radium-228	pCi/L	0.704	<0.199	<0.316	0.944	
Selenium, Total	ug/L	<1	<1	<1	<1	
Thallium, Total	ug/L	#N/A	#N/A	#N/A	#N/A	
Total Radium	pCi/L	<0.704	0.697	<0.372	1.36	
Geochemical Constituents						
Alkalinity, Total as CaCO3	mg/L	328	267	249	330	
Alkalinity, Bicarbonate (CaCO3)	mg/L	328	252	249	330	
Alkalinity, Carbonate (CaCO3)	mg/L	<10	15.4	<10	<10	
Aluminum, Total	ug/L	<200	<200	<200	<200	
Dissolved Organic Carbon	mg/L	2.1	1.5	2.5	2.4	
Iron, Total	ug/L	134	837	1530	860	
Iron, Ferrous	mg/L	<0.2	<0.2	<0.2	<0.2	
Iron, Dissolved	ug/L	<100	806	1430	743	
Magnesium, Total	ug/L	103000	23700	26600	45300	
Manganese, Total	ug/L	949	200	224	374	
Manganese, Dissolved	ug/L	346	199	216	361	
Nitrogen, Nitrate	mg/L	<0.1	<0.1	<0.1	0.14	
Nitrogen, Nitrite	mg/L	<0.1	<0.1	<0.1	<0.1	
Phosphate as P04	mg/L	<0.15	<0.15	0.35	1.2	
Potassium, Total	ug/L	24000	5710	5800	8410	
Silica, Total	ug/L	12600	11000	11500	15300	
Sodium, Total	ug/L	136000	72000	73300	222000	
Sulfide	mg/L	<0.1	<0.1	<0.1	<0.1	
Total Organic Carbon	mg/L	1.9	<1	1.3	2.2	

Notes:

- ft MSL: Elevation, feet mean sea level
- °C: Degrees celcius
- uS/cm: microsiemen per centimeter
- umhos/cm: micromhos per centimeter
- NA: Not analyzed
- NM: Not Measured
- NS: Not Sampled
- mV: millivolt
- Std. Units: standard units
- mg/L: milligram per liter
- ug/L: microgram per liter
- pCi/L: picoCurie per liter

Static water elevation listed for a well may have been collected on a date different than date of well sampling.

Table 3
Summary of Monitoring Results - November 2022
Multiunit Ash Pond System
AES Indiana
Harding Street Generating Station
Indianapolis, Indiana
Atlas Project No. 170LF01501

Well ID	Units	MW-10D	MW-11S	MW-11D	MW-12S	MW-12D
Sample Date		11/3/2022	11/8/2022	11/7/2022	-	11/2/2022
Pace Lab ID		50330214002	50330580004	50330461001	-	50330084003
Static Water Elevation		660.53	651.17	654.30	649.01	648.96
Field Parameters						
Temperature, Field	Degrees C	15.47	13.41	13.99		16.07
Dissolved Oxygen, Field	mg/L	0.21	1.61	0.3		0.17
Conductivity, Field	uS/cm	2,201.6	599.97	1,439.6		1,682.0
ORP, Field	mV	-134.6	129.6	-137.2		-112.6
pH, Field	S.U.	7.57	7.76	7.47		7.45
Turbidity, Field	NTU	2.05	14.43	4.33		0
Appendix III Constituents						
Boron, Total	ug/L	2680	612	10900		6720
Calcium, Total	ug/L	146000	48800	214000		221000
Chloride	mg/L	282	29.7	73.8		146
Fluoride	mg/L	2.5	1.7	0.4		1.5
Sulfate	mg/L	454	115	514		533
Total Dissolved Solids	mg/L	1460	432	1170		1330
pH at 25 Degrees C	Std. Units	7.7	7.8	7.6		7.5
Appendix IV Constituents						
Antimony, Total	ug/L	<1	<1	<1		<1
Arsenic, Total	ug/L	161	3.8	17.5		360
Barium, Total	ug/L	25.4	69.4	23.7		25.5
Beryllium, Total	ug/L	#N/A	#N/A	#N/A		#N/A
Cadmium, Total	ug/L	<2	<2	<2		<2
Chromium, Total	ug/L	<10	<10	<10		<10
Cobalt, Total	ug/L	<1	<1	<1		<1
Lead, Total	ug/L	<10	<10	<10		<10
Lithium, Total	ug/L	45.3	<20	139		77.2
Mercury	ug/L	#N/A	#N/A	#N/A		#N/A
Molybdenum, Total	ug/L	100	73.8	<10	DRY	166
Molybdenum, Dissolved	ug/L	99.7	73.6	<10		169
Radium-226	pCi/L	<0.141	<0.177	0.383		0.355
Radium-228	pCi/L	1.07	0.733	<0.0664		0.663
Selenium, Total	ug/L	<1	<1	<1		<1
Thallium, Total	ug/L	#N/A	#N/A	#N/A		#N/A
Total Radium	pCi/L	1.21	<0.91	0.449		1.02
Geochemical Constituents						
Alkalinity, Total as CaCO3	mg/L	344	203	244		259
Alkalinity, Bicarbonate (CaCO3)	mg/L	344	203	244		259
Alkalinity, Carbonate (CaCO3)	mg/L	<10	<10	<10		<10
Aluminum, Total	ug/L	<200	268	<200		<200
Dissolved Organic Carbon	mg/L	2.2	1.7	1.1		1.5
Iron, Total	ug/L	1490	564	5250		2430
Iron, Ferrous	mg/L	<0.2	0.21	<0.2		<0.2
Iron, Dissolved	ug/L	1360	134	5130		2350
Magnesium, Total	ug/L	52400	29600	51400		51100
Manganese, Total	ug/L	125	32.8	37		312
Manganese, Dissolved	ug/L	125	27.5	36.9		326
Nitrogen, Nitrate	mg/L	<0.1	<0.1	<0.1		<0.1
Nitrogen, Nitrite	mg/L	<0.1	<0.1	<0.1		<0.1
Phosphate as P04	mg/L	0.27	<0.15	<0.15		0.37
Potassium, Total	ug/L	9760	1550	3100		11700
Silica, Total	ug/L	15200	15000	16300		14200
Sodium, Total	ug/L	325000	19800	73600		135000
Sulfide	mg/L	<0.1	<0.1	<0.1		<0.1
Total Organic Carbon	mg/L	1.9	<1	<1		1.3

Notes:

- ft MSL: Elevation, feet mean sea level
- °C: Degrees celcius
- uS/cm: microsiemen per centimeter
- umhos/cm: micromhos per centimeter
- NA: Not analyzed
- NM: Not Measured
- NS: Not Sampled
- mV: millivolt
- Std. Units: standard units
- mg/L: milligram per liter
- ug/L: microgram per liter
- pCi/L: picoCurie per liter

Static water elevation listed for a well may have been collected on a date different than date of well sampling.

Table 3
Summary of Monitoring Results - November 2022
Multiunit Ash Pond System
AES Indiana
Harding Street Generating Station
Indianapolis, Indiana
Atlas Project No. 170LF01501

Well ID	Units	MW-13S	MW-13D	MW-14D	MW-15S	MW-15I
Sample Date		11/1/2022	11/1/2022	11/7/2022	11/11/2022	11/3/2022
Pace Lab ID		50329937001	50329937002	50330461002	50330895001	50330190004
Static Water Elevation		657.44	657.41	654.79	Dry to Pump (<664.66)	664.69
Field Parameters						
Temperature, Field	Degrees C	16.57	16.72	14.93	15.27	15.08
Dissolved Oxygen, Field	mg/L	0	0.11	0.17	8.8	0.12
Conductivity, Field	uS/cm	1,759.8	1,884.5	2,891.1	823.32	830.38
ORP, Field	mV	-101.3	-148.8	-184.2	305.1	-15.4
pH, Field	S.U.	7.57	7.82	8.05	7.48	7.34
Turbidity, Field	NTU	0	0	3.68	3.43	0
Appendix III Constituents						
Boron, Total	ug/L	11200	14000	34900	116	129
Calcium, Total	ug/L	179000	198000	382000	120000	126000
Chloride	mg/L	187	186	156	46.1	56.3
Fluoride	mg/L	0.93	0.6	0.25	0.14	<0.1
Sulfate	mg/L	465	602	1520	61.6	49.1
Total Dissolved Solids	mg/L	1250	1420	2580	537	549
pH at 25 Degrees C	Std. Units	7.6	7.7	7.8	7.3	7.4
Appendix IV Constituents						
Antimony, Total	ug/L	<1	<1	<1	<1	<1
Arsenic, Total	ug/L	298	231	109	<1	<1
Barium, Total	ug/L	42.6	32.6	34.5	61.1	85.1
Beryllium, Total	ug/L	#N/A	#N/A	#N/A	#N/A	#N/A
Cadmium, Total	ug/L	<2	<2	<2	<2	<2
Chromium, Total	ug/L	<10	<10	<10	<10	<10
Cobalt, Total	ug/L	<1	<1	<1	<1	<1
Lead, Total	ug/L	<10	<10	<10	<10	<10
Lithium, Total	ug/L	63	76.5	545	<20	<20
Mercury	ug/L	#N/A	#N/A	#N/A	#N/A	#N/A
Molybdenum, Total	ug/L	544	503	263	<10	<10
Molybdenum, Dissolved	ug/L	528	508	256	<10	<10
Radium-226	pCi/L	0.61	0.553	0.512	<0.172	<0.491
Radium-228	pCi/L	0.998	1.66	0.611	1.05	0.639
Selenium, Total	ug/L	<1	<1	<1	<1	1.2
Thallium, Total	ug/L	#N/A	#N/A	#N/A	#N/A	#N/A
Total Radium	pCi/L	1.61	2.21	1.12	1.05	1.13
Geochemical Constituents						
Alkalinity, Total as CaCO3	mg/L	272	206	137	351	367
Alkalinity, Bicarbonate (CaCO3)	mg/L	272	206	137	351	367
Alkalinity, Carbonate (CaCO3)	mg/L	<10	<10	<10	<10	<10
Aluminum, Total	ug/L	<200	<200	<200	<200	<200
Dissolved Organic Carbon	mg/L	2.7	2.3	2.1	<1	2.1
Iron, Total	ug/L	1520	2100	1500	<100	<100
Iron, Ferrous	mg/L	<0.2	<0.2	<0.2	<0.2	<0.2
Iron, Dissolved	ug/L	1150	1820	1410	<100	<100
Magnesium, Total	ug/L	44100	44100	125000	30200	33800
Manganese, Total	ug/L	413	186	219	<10	17.4
Manganese, Dissolved	ug/L	394	181	213	<10	15.5
Nitrogen, Nitrate	mg/L	<0.1	<0.1	<0.1	4.5	4.9
Nitrogen, Nitrite	mg/L	<0.1	<0.1	<0.1	<0.1	<0.5
Phosphate as PO4	mg/L	0.42	0.44	0.5	<0.15	<0.15
Potassium, Total	ug/L	14200	16400	50200	1850	1500
Silica, Total	ug/L	14500	14100	9810	12000	13500
Sodium, Total	ug/L	161000	167000	183000	29400	20700
Sulfide	mg/L	<0.1	<0.1	<0.1	<0.1	<0.1
Total Organic Carbon	mg/L	2.6	1.9	1.9	<1	<1

Notes:

- ft MSL: Elevation, feet mean sea level
- °C: Degrees celcius
- uS/cm: microsiemen per centimeter
- umhos/cm: micromhos per centimeter
- NA: Not analyzed
- NM: Not Measured
- NS: Not Sampled
- mV: millivolt
- Std. Units: standard units
- mg/L: milligram per liter
- ug/L: microgram per liter
- pCi/L: picoCurie per liter

Static water elevation listed for a well may have been collected on a date different than date of well sampling.

Table 3
Summary of Monitoring Results - November 2022
Multiunit Ash Pond System
AES Indiana
Harding Street Generating Station
Indianapolis, Indiana
Atlas Project No. 170LF01501

Well ID	Units	MW-15D	M-4	PZ-100S	PZ-100D	PZ-101S
Sample Date		11/3/2022	11/3/2022	11/3/2022	11/3/2022	11/4/2022
Pace Lab ID		50330190001	50330213005	50330213002	50330213003	50330213001
Static Water Elevation		664.58	654.96	649.27	632.98	642.33
Field Parameters						
Temperature, Field	Degrees C	14.72	16.82	16.3	17.18	15.87
Dissolved Oxygen, Field	mg/L	0.18	0.1	0.44	0.58	0.57
Conductivity, Field	uS/cm	695.66	1,702.6	2,127.2	2,008.9	1,508.2
ORP, Field	mV	-75	-195.4	38.1	-98.1	29.4
pH, Field	S.U.	7.46	7.66	7.17	7.64	7.2
Turbidity, Field	NTU	0	1.42	1.5	0	2.11
Appendix III Constituents						
Boron, Total	ug/L	191	20500	2100	6980	8370
Calcium, Total	ug/L	105000	292000	180000	240000	178000
Chloride	mg/L	27.8	79.5	251	198	111
Fluoride	mg/L	<0.1	0.25	1.7	0.57	0.22
Sulfate	mg/L	69.1	496	440	580	426
Total Dissolved Solids	mg/L	457	1340	1420	1430	1040
pH at 25 Degrees C	Std. Units	7.6	7.6	7.4	7.7	7.4
Appendix IV Constituents						
Antimony, Total	ug/L	<1	<1	<1	<1	<1
Arsenic, Total	ug/L	1.1	783	2.1	103	14.7
Barium, Total	ug/L	73.6	130	31.4	59.8	108
Beryllium, Total	ug/L	#N/A	#N/A	#N/A	#N/A	#N/A
Cadmium, Total	ug/L	<2	<2	<2	<2	<2
Chromium, Total	ug/L	<10	<10	<10	<10	<10
Cobalt, Total	ug/L	<1	<1	<1	<1	<1
Lead, Total	ug/L	<10	<10	<10	<10	<10
Lithium, Total	ug/L	<20	270	46	73.8	83
Mercury	ug/L	#N/A	#N/A	#N/A	#N/A	#N/A
Molybdenum, Total	ug/L	<10	212	115	145	184
Molybdenum, Dissolved	ug/L	<10	198	109	132	173
Radium-226	pCi/L	0.581	0.699	0.797	0.619	0.688
Radium-228	pCi/L	0.728	1.21	0.738	0.796	<0.444
Selenium, Total	ug/L	<1	<1	<1	<1	<1
Thallium, Total	ug/L	#N/A	#N/A	#N/A	#N/A	#N/A
Total Radium	pCi/L	1.31	1.91	1.54	1.42	1.13
Geochemical Constituents						
Alkalinity, Total as CaCO3	mg/L	323	470	328	257	330
Alkalinity, Bicarbonate (CaCO3)	mg/L	323	470	328	257	233
Alkalinity, Carbonate (CaCO3)	mg/L	<10	<10	<10	<10	<10
Aluminum, Total	ug/L	<200	<200	<200	<200	<200
Dissolved Organic Carbon	mg/L	<1	4.1	2.7	2.3	2.2
Iron, Total	ug/L	1120	4880	1520	3370	5240
Iron, Ferrous	mg/L	<0.2	<0.2	<0.2	<0.2	<0.2
Iron, Dissolved	ug/L	971	4490	1330	3020	4890
Magnesium, Total	ug/L	30900	46800	60500	61800	40500
Manganese, Total	ug/L	124	813	362	234	732
Manganese, Dissolved	ug/L	115	708	319	197	656
Nitrogen, Nitrate	mg/L	<0.1	<0.1	<0.1	<0.1	<0.1
Nitrogen, Nitrite	mg/L	<0.1	<0.1	<0.1	<0.1	<0.1
Phosphate as P04	mg/L	<0.15	2.3	<0.15	0.4	0.16
Potassium, Total	ug/L	2000	23100	10700	12100	10100
Silica, Total	ug/L	12500	13400	15500	12600	12400
Sodium, Total	ug/L	19800	96500	240000	162000	107000
Sulfide	mg/L	<0.1	<0.1	<0.1	<0.1	<0.1
Total Organic Carbon	mg/L	<1	3.4	2.4	1.6	1.3

Notes:

- ft MSL: Elevation, feet mean sea level
- °C: Degrees celcius
- uS/cm: microsiemen per centimeter
- umhos/cm: micromhos per centimeter
- NA: Not analyzed
- NM: Not Measured
- NS: Not Sampled
- mV: millivolt
- Std. Units: standard units
- mg/L: milligram per liter
- ug/L: microgram per liter
- pCi/L: picoCurie per liter

Static water elevation listed for a well may have been collected on a date different than date of well sampling.

Table 3
Summary of Monitoring Results - November 2022
Multiunit Ash Pond System
AES Indiana
Harding Street Generating Station
Indianapolis, Indiana
Atlas Project No. 170LF01501

Well ID	Units	PZ-101D	MW-102S	MW-102D	MW-103S	MW-103I
Sample Date		11/2/2022	-	11/14/2022	11/1/2022	11/1/2022
Pace Lab ID		50330076005	-	50331206001	50329936001	50329936002
Static Water Elevation		603.85	618.58	617.05	665.64	611.26
Field Parameters						
Temperature, Field	Degrees C	17.21	DRY	15.36	16.52	14.79
Dissolved Oxygen, Field	mg/L	1.03		0.26	0.58	0.32
Conductivity, Field	uS/cm	1,538.2		2,221.2	1,820.6	1,092.4
ORP, Field	mV	-75		-143.1	-33.5	-48
pH, Field	S.U.	7.34		7.65	6.4	6.78
Turbidity, Field	NTU	0		0.1	17.03	1.82
Appendix III Constituents						
Boron, Total	ug/L	9680		21900	796	206
Calcium, Total	ug/L	179000		364000	272000	95200
Chloride	mg/L	134		154	71.2	174
Fluoride	mg/L	0.24		0.13	0.17	0.17
Sulfate	mg/L	449		1140	380	23.7
Total Dissolved Solids	mg/L	1080		1810	1320	632
pH at 25 Degrees C	Std. Units	7.5		7.2	7	7.5
Appendix IV Constituents						
Antimony, Total	ug/L	<1		<1	<1	<1
Arsenic, Total	ug/L	4.2		47.2	20.2	<1
Barium, Total	ug/L	58.6		53.9	64.5	215
Beryllium, Total	ug/L	#N/A		#N/A	#N/A	#N/A
Cadmium, Total	ug/L	<2		<2	<2	<2
Chromium, Total	ug/L	<10		<10	<10	<10
Cobalt, Total	ug/L	<1		<1	2.3	<1
Lead, Total	ug/L	<10		<10	<10	<10
Lithium, Total	ug/L	111		53.6	<20	<20
Mercury	ug/L	#N/A		#N/A	#N/A	#N/A
Molybdenum, Total	ug/L	350		552	21	<10
Molybdenum, Dissolved	ug/L	310		587	21.5	<10
Radium-226	pCi/L	0.59		0.276	<0.153	1.42
Radium-228	pCi/L	1.23		1.07	1.24	0.542
Selenium, Total	ug/L	<1		<1	<1	<1
Thallium, Total	ug/L	#N/A		#N/A	#N/A	#N/A
Total Radium	pCi/L	1.82		1.35	1.39	1.96
Geochemical Constituents						
Alkalinity, Total as CaCO3	mg/L	179		97.8	612	266
Alkalinity, Bicarbonate (CaCO3)	mg/L	179		97.8	612	266
Alkalinity, Carbonate (CaCO3)	mg/L	<10		<10	<10	<10
Aluminum, Total	ug/L	<200		<200	<200	<200
Dissolved Organic Carbon	mg/L	1		2.4	6	3.4
Iron, Total	ug/L	2610		5160	14500	1680
Iron, Ferrous	mg/L	<0.2		0.67	<0.2	<0.2
Iron, Dissolved	ug/L	2240		5520	14900	1420
Magnesium, Total	ug/L	32500		55400	77400	28400
Manganese, Total	ug/L	343		483	276	322
Manganese, Dissolved	ug/L	305		503	287	291
Nitrogen, Nitrate	mg/L	<0.1		<0.1	<2	<0.1
Nitrogen, Nitrite	mg/L	<0.1		<0.1	<2	<0.1
Phosphate as P04	mg/L	<0.15		0.72	<0.15	<0.15
Potassium, Total	ug/L	14900		15500	2310	7440
Silica, Total	ug/L	10400		14000	22300	10300
Sodium, Total	ug/L	122000		175000	49800	72200
Sulfide	mg/L	<0.1		<0.1	<0.1	<0.1
Total Organic Carbon	mg/L	1.1		1.9	5.2	3.3

Notes:

- ft MSL: Elevation, feet mean sea level
- °C: Degrees celcius
- uS/cm: microsiemen per centimeter
- umhos/cm: micromhos per centimeter
- NA: Not analyzed
- NM: Not Measured
- NS: Not Sampled
- mV: millivolt
- Std. Units: standard units
- mg/L: milligram per liter
- ug/L: microgram per liter
- pCi/L: picoCurie per liter

Static water elevation listed for a well may have been collected on a date different than date of well sampling.

Table 3
Summary of Monitoring Results - November 2022
Multiunit Ash Pond System
AES Indiana
Harding Street Generating Station
Indianapolis, Indiana
Atlas Project No. 170LF01501

Well ID	Units	MW-103D	MW-104S	MW-104D	MW-105S	MW-105I
Sample Date		11/1/2022	-	11/3/2022	11/7/2022	11/7/2022
Pace Lab ID		50329936005	-	50330213004	50330458001	50330458002
Static Water Elevation		608.54	Dry to Pump (<621.80)	589.07	634.32	607.22
Field Parameters						
Temperature, Field	Degrees C	14.74	DRY	16.27	16.6	15.42
Dissolved Oxygen, Field	mg/L	0.44		1.47	0.82	0.13
Conductivity, Field	uS/cm	1,027.2		1,693.9	2,475.5	157.94
ORP, Field	mV	-95		21.8	-20.5	-8.6
pH, Field	S.U.	7.4		6.6	6.85	6.74
Turbidity, Field	NTU	0.43		6.29	3.21	0.04
Appendix III Constituents						
Boron, Total	ug/L	318		2330	23400	394
Calcium, Total	ug/L	90800		250000	363000	104000
Chloride	mg/L	175		122	118	111
Fluoride	mg/L	0.13		0.13	0.31	0.16
Sulfate	mg/L	57.6		472	1080	78.4
Total Dissolved Solids	mg/L	634		1240	2040	596
pH at 25 Degrees C	Std. Units	7.6		7.2	7.1	7.3
Appendix IV Constituents						
Antimony, Total	ug/L	<1		<1	<1	<1
Arsenic, Total	ug/L	<1		1.4	6.5	<1
Barium, Total	ug/L	371		51.2	30.8	342
Beryllium, Total	ug/L	#N/A		#N/A	#N/A	#N/A
Cadmium, Total	ug/L	<2		<2	<2	<2
Chromium, Total	ug/L	<10		<10	<10	<10
Cobalt, Total	ug/L	<1		<1	<1	<1
Lead, Total	ug/L	<10		<10	<10	<10
Lithium, Total	ug/L	<20		25.2	316	<20
Mercury	ug/L	#N/A		#N/A	#N/A	#N/A
Molybdenum, Total	ug/L	<10		<10	70.8	<10
Molybdenum, Dissolved	ug/L	<10		<10	69.9	<10
Radium-226	pCi/L	<0.381		<0.0745	0.751	1.46
Radium-228	pCi/L	0.667		<0.403	1.37	0.51
Selenium, Total	ug/L	<1		<1	<1	<1
Thallium, Total	ug/L	#N/A		#N/A	#N/A	#N/A
Total Radium	pCi/L	1.05		<0.478	2.12	1.97
Geochemical Constituents						
Alkalinity, Total as CaCO3	mg/L	249		356	274	301
Alkalinity, Bicarbonate (CaCO3)	mg/L	249		356	274	301
Alkalinity, Carbonate (CaCO3)	mg/L	<10		<10	<10	<10
Aluminum, Total	ug/L	<200		<200	<200	<200
Dissolved Organic Carbon	mg/L	2.8		1.7	1.6	1.9
Iron, Total	ug/L	2300		1560	8980	4520
Iron, Ferrous	mg/L	<0.2		<0.2	3.1	0.53
Iron, Dissolved	ug/L	2350		544	8540	4640
Magnesium, Total	ug/L	30600		61900	91000	26000
Manganese, Total	ug/L	126		762	185	127
Manganese, Dissolved	ug/L	138		409	184	132
Nitrogen, Nitrate	mg/L	<0.1		0.15	0.52	0.18
Nitrogen, Nitrite	mg/L	<0.1		<0.1	<0.1	<0.1
Phosphate as P04	mg/L	0.22		<0.15	<0.15	0.19
Potassium, Total	ug/L	6300		8980	18900	5860
Silica, Total	ug/L	12800		10700	16700	12100
Sodium, Total	ug/L	85300		84300	128000	67800
Sulfide	mg/L	<0.1		<0.1	<0.1	<0.1
Total Organic Carbon	mg/L	2.1		1.1	1.4	1.6

Notes:

- ft MSL: Elevation, feet mean sea level
- °C: Degrees celcius
- uS/cm: microsiemen per centimeter
- umhos/cm: micromhos per centimeter
- NA: Not analyzed
- NM: Not Measured
- NS: Not Sampled
- mV: millivolt
- Std. Units: standard units
- mg/L: milligram per liter
- ug/L: microgram per liter
- pCi/L: picoCurie per liter

Static water elevation listed for a well may have been collected on a date different than date of well sampling.

Table 3
Summary of Monitoring Results - November 2022
Multiunit Ash Pond System
AES Indiana
Harding Street Generating Station
Indianapolis, Indiana
Atlas Project No. 170LF01501

Well ID	Units	MW-105D	MW-106S	MW-106I	MW-106D	MW-107S
Sample Date		11/7/2022	11/14/2022	-	11/14/2022	11/2/2022
Pace Lab ID		50330458003	50331206002	-	50331209001	50330076003
Static Water Elevation		600.82	637.07	609.22	608.02	621.24
Field Parameters						
Temperature, Field	Degrees C	15.28	14.83		15.76	16.73
Dissolved Oxygen, Field	mg/L	0.81	3.74		1.09	0.12
Conductivity, Field	uS/cm	1,068.8	1,312.1		2199.9	2,437.6
ORP, Field	mV	54.1	-63.5		-150.9	-17.1
pH, Field	S.U.	7.14	7.47		7.61	7.23
Turbidity, Field	NTU	32.53	121.44		9.34	0
Appendix III Constituents						
Boron, Total	ug/L	1890	2630		12900	6860
Calcium, Total	ug/L	110000	298000		249000	240000
Chloride	mg/L	116	35		290	260
Fluoride	mg/L	0.27	0.42		0.27	0.74
Sulfate	mg/L	149	906		675	759
Total Dissolved Solids	mg/L	649	1540		1560	1730
pH at 25 Degrees C	Std. Units	7.4	7.4		7.4	7.5
Appendix IV Constituents						
Antimony, Total	ug/L	<1	<1		<1	<1
Arsenic, Total	ug/L	4.4	5.4		192	<1
Barium, Total	ug/L	273	26.5		30.1	19.2
Beryllium, Total	ug/L	#N/A	#N/A		#N/A	#N/A
Cadmium, Total	ug/L	<2	<2		<2	<2
Chromium, Total	ug/L	<10	<10		<10	<10
Cobalt, Total	ug/L	<1	1.6		<1	<1
Lead, Total	ug/L	<10	<10		<10	<10
Lithium, Total	ug/L	27.9	49.8		102	77.6
Mercury	ug/L	#N/A	#N/A		#N/A	#N/A
Molybdenum, Total	ug/L	14.9	22	DRY	255	77
Molybdenum, Dissolved	ug/L	14.2	21.5		260	71.8
Radium-226	pCi/L	1	0.197		0.533	<0.41
Radium-228	pCi/L	0.618	1.3		0.659	1.1
Selenium, Total	ug/L	<1	<1		<1	<1
Thallium, Total	ug/L	#N/A	#N/A		#N/A	#N/A
Total Radium	pCi/L	1.62	1.5		1.19	1.51
Geochemical Constituents						
Alkalinity, Total as CaCO3	mg/L	262	225		243	211
Alkalinity, Bicarbonate (CaCO3)	mg/L	262	225		243	211
Alkalinity, Carbonate (CaCO3)	mg/L	<10	<10		<10	<10
Aluminum, Total	ug/L	<200	809		<200	<200
Dissolved Organic Carbon	mg/L	1.7	<1		<4	<4
Iron, Total	ug/L	5120	3070		3920	2040
Iron, Ferrous	mg/L	<0.2	<0.2		<0.2	<0.2
Iron, Dissolved	ug/L	2560	858		3770	1950
Magnesium, Total	ug/L	28200	112000		52800	84900
Manganese, Total	ug/L	115	1120		305	433
Manganese, Dissolved	ug/L	114	1120		308	424
Nitrogen, Nitrate	mg/L	0.14	<0.1		<0.1	<0.1
Nitrogen, Nitrite	mg/L	<0.1	<0.1		<0.1	<0.1
Phosphate as PO4	mg/L	0.28	0.37		1.2	0.19
Potassium, Total	ug/L	5860	9500		14300	13400
Silica, Total	ug/L	12700	12700		14800	12900
Sodium, Total	ug/L	72100	39500		205000	225000
Sulfide	mg/L	<0.1	<0.1		<0.1	<0.1
Total Organic Carbon	mg/L	1.6	<1		<4	<4

Notes:

- ft MSL: Elevation, feet mean sea level
- °C: Degrees celcius
- uS/cm: microsiemen per centimeter
- umhos/cm: micromhos per centimeter
- NA: Not analyzed
- NM: Not Measured
- NS: Not Sampled
- mV: millivolt
- Std. Units: standard units
- mg/L: milligram per liter
- ug/L: microgram per liter
- pCi/L: picoCurie per liter

Static water elevation listed for a well may have been collected on a date different than date of well sampling.

Table 3
Summary of Monitoring Results - November 2022
Multiunit Ash Pond System
AES Indiana
Harding Street Generating Station
Indianapolis, Indiana
Atlas Project No. 170LF01501

Well ID	Units	MW-107I	MW-107D	MW-108S	MW-108D
Sample Date		11/2/2022	11/2/2022	11/8/2022	11/8/2022
Pace Lab ID		50330076001	50330076002	50330585002	50330585001
Static Water Elevation		623.03	622.16	609.37	595.79
Field Parameters					
Temperature, Field	Degrees C	15.53	15.14	15.4	14.39
Dissolved Oxygen, Field	mg/L	1.21	0.21	0.24	0.22
Conductivity, Field	uS/cm	1,790.0	2,299.9	2,196.0	2,123.3
ORP, Field	mV	-85.1	-81.9	-33.7	-38.2
pH, Field	S.U.	7.06	7.2	7.01	7.28
Turbidity, Field	NTU	0.29	0	0.42	0
Appendix III Constituents					
Boron, Total	ug/L	7720	3590	1750	4940
Calcium, Total	ug/L	230000	207000	238000	218000
Chloride	mg/L	199	246	183	164
Fluoride	mg/L	0.31	0.5	0.71	0.44
Sulfate	mg/L	419	709	821	537
Total Dissolved Solids	mg/L	1210	1570	1700	1530
pH at 25 Degrees C	Std. Units	7.4	7.5	7.1	7.3
Appendix IV Constituents					
Antimony, Total	ug/L	<1	<1	<1	<1
Arsenic, Total	ug/L	2.1	1.2	<1	<1
Barium, Total	ug/L	58	233	29.3	35.1
Beryllium, Total	ug/L	#N/A	#N/A	#N/A	#N/A
Cadmium, Total	ug/L	<2	<2	<2	<2
Chromium, Total	ug/L	<10	<10	<10	<10
Cobalt, Total	ug/L	<1	<1	<1	<1
Lead, Total	ug/L	<10	<10	<10	<10
Lithium, Total	ug/L	68.1	<20	72	75.4
Mercury	ug/L	#N/A	#N/A	#N/A	#N/A
Molybdenum, Total	ug/L	106	15.6	93.4	133
Molybdenum, Dissolved	ug/L	15.6	105	92.9	136
Radium-226	pCi/L	0.872	0.65	0.601	<0.272
Radium-228	pCi/L	1.26	0.658	0.647	<0.13
Selenium, Total	ug/L	<1	<1	<1	<1
Thallium, Total	ug/L	#N/A	#N/A	#N/A	#N/A
Total Radium	pCi/L	2.13	1.31	1.25	<0.402
Geochemical Constituents					
Alkalinity, Total as CaCO3	mg/L	271	216	322	252
Alkalinity, Bicarbonate (CaCO3)	mg/L	271	216	322	252
Alkalinity, Carbonate (CaCO3)	mg/L	<10	<10	<10	<10
Aluminum, Total	ug/L	<200	<200	<200	<200
Dissolved Organic Carbon	mg/L	3.3	<4	<4	1.8
Iron, Total	ug/L	4510	7650	4120	5320
Iron, Ferrous	mg/L	<0.2	<0.2	2.3	1.2
Iron, Dissolved	ug/L	7430	4440	4200	5190
Magnesium, Total	ug/L	69200	62400	93900	63000
Manganese, Total	ug/L	351	215	482	375
Manganese, Dissolved	ug/L	216	354	513	386
Nitrogen, Nitrate	mg/L	<0.1	0.14	<0.1	0.14
Nitrogen, Nitrite	mg/L	<0.1	<0.1	<0.1	<0.1
Phosphate as P04	mg/L	0.78	0.32	<0.15	0.21
Potassium, Total	ug/L	13500	6180	12000	12000
Silica, Total	ug/L	13500	18900	13300	13100
Sodium, Total	ug/L	217000	91700	122000	157000
Sulfide	mg/L	<0.1	<0.1	<0.1	<0.1
Total Organic Carbon	mg/L	2.6	<4	1.2	1.4

Notes:

ft MSL: Elevation, feet mean sea level

°C: Degrees celcius

uS/cm: microsiemen per centimeter

umhos/cm: micromhos per centimeter

NA: Not analyzed

NM: Not Measured

NS: Not Sampled

mV: millivolt

Std. Units: standard units

mg/L: milligram per liter

ug/L: microgram per liter

pCi/L: picoCurie per liter

Static water elevation listed for a well may have been collected on a date different than date of well sampling.

Table 4
Summary of Monitoring Results - December 2022
Multiunit Ash Pond System
AES Indiana
Harding Street Generating Station
Indianapolis, Indiana
Atlas Project No. 170LF01501

Well ID	Units	MW-4SR	MW-4I	MW-4D
Sample Date		12/8/2022	12/8/2022	12/8/2022
Pace Lab ID		50333068001	50333068002	50333068003
Static Water Elevation		651.91	649.51	649.50
Field Parameters				
Temperature, Field	Degrees C	12.6	12.12	12.28
Dissolved Oxygen, Field	mg/L	1.29	0.09	0.23
Conductivity, Field	uS/cm	719.61	756.22	752.4
ORP, Field	mV	11.9	-79.6	-6.2
pH, Field	S.U.	7.34	7.45	7.43
Turbidity, Field	NTU	10.89	12.32	0.17
Appendix III Constituents				
Boron, Total	ug/L	3820	1190	320
Calcium, Total	ug/L	117000	94600	87000
Chloride	mg/L	77.1	113	121
Fluoride	mg/L	0.14	0.16	0.25
Sulfate	mg/L	130	70.8	56
Total Dissolved Solids	mg/L	588	540	513
pH at 25 Degrees C	Std. Units	7.4	7.4	7.4
Appendix IV Constituents				
Antimony, Total	ug/L	<1	<1	<1
Arsenic, Total	ug/L	<1	1.6	2.1
Barium, Total	ug/L	53.1	56.2	72.9
Beryllium, Total	ug/L	<0.2	<0.2	<0.2
Cadmium, Total	ug/L	<2	<2	<2
Chromium, Total	ug/L	#N/A	#N/A	#N/A
Cobalt, Total	ug/L	<1	<1	<1
Lead, Total	ug/L	<10	<10	<10
Lithium, Total	ug/L	<20	<20	<20
Mercury	ug/L	#N/A	#N/A	#N/A
Molybdenum, Total	ug/L	<10	<10	<10
Molybdenum, Dissolved	ug/L	<10	<10	<10
Radium-226	pCi/L	1.4	0.469	0.526
Radium-228	pCi/L	<0.328	0.389	0.534
Selenium, Total	ug/L	6.1	<1	<1
Thallium, Total	ug/L	<1	<1	<1
Total Radium	pCi/L	1.73	0.858	1.06
Geochemical Constituents				
Alkalinity, Total as CaCO3	mg/L	304	261	259
Alkalinity,Bicarbonate (CaCO3)	mg/L	304	261	259
Alkalinity,Carbonate (CaCO3)	mg/L	<10	<10	<10
Aluminum, Total	ug/L	<200	<200	<200
Dissolved Organic Carbon	mg/L	1.9	2.1	2.2
Iron, Total	ug/L	224	1500	1830
Iron, Ferrous	mg/L	<0.2	<0.2	<0.2
Iron, Dissolved	ug/L	<100	1390	1740
Magnesium, Total	ug/L	23400	21200	22400
Manganese, Total	ug/L	23	168	116
Manganese, Dissolved	ug/L	23.5	182	118
Nitrogen, Nitrate	mg/L	0.19	0.14	<0.1
Nitrogen, Nitrite	mg/L	<0.1	<0.1	<0.1
Phosphate as P04	mg/L	<0.15	<0.15	<0.15
Potassium, Total	ug/L	1930	2330	3150
Silica, Total	ug/L	9530	11300	13000
Sodium, Total	ug/L	46000	62500	68300
Sulfide	mg/L	<0.1	<0.1	<0.1
Total Organic Carbon	mg/L	<1	<1	<1

Notes:

ft MSL: Elevation, feet mean sea level

°C: Degrees celcius

uS/cm: microsiemen per centimeter

umhos/cm: micromhos per centimeter

NA: Not analyzed

NM: Not Measured

NS: Not Sampled

mV: millivolt

Std. Units: standard units

mg/L: milligram per liter

ug/L: microgram per liter

pCi/L: picoCurie per liter

Static water elevation listed for a well may have been collected on a date different than date of well sampling.

Table 5
Soil Analytical Results - January 2023
Multiunit Ash Pond System
AES Indiana
Harding Street Generating Station
Indianapolis, Indiana
Atlas Project No. 170LF01501

Well ID	Units	MW21L (62-64)	MW16S (18-20)	MW16D (32-34)	MW17S (12-14)
Sample Date		1/11/2023	1/11/2023	1/11/2023	1/11/2023
Pace Lab ID		50335345007	50335345001	50335345002	50335345003
Arsenic, Total	mg/kg	4.8	3.8	1.9	3.1
Iron, Total	mg/kg	9780	9450	8410	5770
Lithium, Total	mg/kg	14.1	8	<5.7	5.7
Manganese, Total	mg/kg	236	246	62.4	188
Mean Total Organic Carbon	mg/kg	26100	42000	<689	39400
Molybdenum, Total	mg/kg	3.2	5.4	<1.1	<1.1
Percent Moisture	%	9.7	5.9	13.4	8.1
RSD%	%	6.1	14.9	4	5.4
Total Organic Carbon	mg/kg	27300	45100	<688	41600
Total Organic Carbon	mg/kg	27300	45100	<688	41600
Total Organic Carbon	mg/kg	27300	45100	<688	41600
Total Organic Carbon	mg/kg	27300	45100	<688	41600
pH at 25 Degrees C	Std. Units	8.3	8.3	7.8	8.7

Notes:

Std. Units: standard units

mg/kg: milligram per kilogram

Table 5
Soil Analytical Results - January 2023
Multiunit Ash Pond System
AES Indiana
Harding Street Generating Station
Indianapolis, Indiana
Atlas Project No. 170LF01501

Well ID	Units	MW17I (40-42)	MW17IL (62-64)	MW17D (84-86)
Sample Date		1/11/2023	1/11/2023	1/11/2023
Pace Lab ID		50335345004	50335345005	50335345006
Arsenic, Total	mg/kg	3.5	11.4	1.1
Iron, Total	mg/kg	5620	7630	4820
Lithium, Total	mg/kg	7.8	6.2	<5.5
Manganese, Total	mg/kg	186	230	189
Mean Total Organic Carbon	mg/kg	31600	25600	16300
Molybdenum, Total	mg/kg	1.2	22.9	<1.1
Percent Moisture	%	5.4	9.7	11.1
RSD%	%	30.5	16.9	6.7
Total Organic Carbon	mg/kg	41800	22300	15100
Total Organic Carbon	mg/kg	41800	22300	15100
Total Organic Carbon	mg/kg	41800	22300	15100
Total Organic Carbon	mg/kg	41800	22300	15100
pH at 25 Degrees C	Std. Units	8.1	8	8.2

Notes:

Std. Units: standard units

mg/kg: milligram per kilogram

Table 6
Summary of Monitoring Results - January-February 2023
Multiunit Ash Pond System
AES Indiana
Harding Street Generating Station
Indianapolis, Indiana
Atlas Project No. 170LF01501

Well ID	Units	MW-2IL	MW-2D1	MW-3S	MW-3D	MW-4SR
Sample Date		2/1/2023	1/31/2023	1/19/2023	1/19/2023	1/19/2023
Pace Lab ID		50336534005	50336534004	50335926001	50335926002	50335926003
Static Water Elevation		655.51	656.14	659.3	659.06	642.89
Field Parameters						
Temperature, Field	Degrees C	14.09	13.77	14.07	13.17	13.35
Dissolved Oxygen, Field	mg/L	3.51	1.3	5.07	10.41	1.51
Conductivity, Field	uS/cm	suspect	suspect	suspect	suspect	suspect
ORP, Field	mV	-146	-156	210	-77	153
pH, Field	S.U.	7.58	7.6	7.05	7.33	7.09
Turbidity, Field	NTU	53.2	28.5	34.3	2.2	59.7
Appendix III Constituents						
Boron, Total	ug/L	179	317	<100	171	4180
Calcium, Total	ug/L	71000	134000	96100	77900	134000
Chloride	mg/L	32.6	73.3	86.5	118	79.9
Fluoride	mg/L	0.35	0.39	0.19	0.21	0.1
Sulfate	mg/L	30.5	224	31.4	46	131
Total Dissolved Solids	mg/L	432	768	482	487	629
pH at 25 Degrees C	Std. Units	7.6	7.6	7.6	7.6	7.3
Appendix IV Constituents						
Antimony, Total	ug/L	<1	<1	5.7	<1	<1
Arsenic, Total	ug/L	2.3	6.4	1.3	3.1	<1
Barium, Total	ug/L	388	429	45.5	87.9	60.9
Beryllium, Total	ug/L	<0.2	<0.2	<0.2	<0.2	<0.2
Cadmium, Total	ug/L	<0.2	<0.2	<0.2	<0.2	<0.2
Chromium, Total	ug/L	#N/A	#N/A	#N/A	#N/A	#N/A
Cobalt, Total	ug/L	<1	<1	<1	<1	<1
Lead, Total	ug/L	<1	<1	<1	<1	<1
Lithium, Total	ug/L	<20	<20	<20	<20	<20
Mercury	ug/L	#N/A	#N/A	#N/A	#N/A	#N/A
Molybdenum, Total	ug/L	10.8	6.3	27.1	6.3	1.7
Molybdenum, Dissolved	ug/L	<10	<10	28	<10	<10
Radium-226	pCi/L	1	4.9	<0.137	<0.281	0.495
Radium-228	pCi/L	0.706	1.02	0.495	0.545	0.435
Selenium, Total	ug/L	<1	<1	1.8	<1	7.4
Thallium, Total	ug/L	<1	<1	<1	<1	<1
Total Radium	pCi/L	1.71	5.92	0.632	0.826	0.93
Geochemical Constituents						
Alkalinity, Total as CaCO3	mg/L	350	411	302	238	306
Alkalinity, Bicarbonate (CaCO3)	mg/L	350	411	302	238	306
Alkalinity, Carbonate (CaCO3)	mg/L	<10	<10	<10	<10	<10
Aluminum, Total	ug/L	<200	<200	<200	<200	618
Dissolved Organic Carbon	mg/L	4.6	4.8	1.6	1.7	1.2
Iron, Total	ug/L	#N/A	#N/A	#N/A	#N/A	#N/A
Iron, Ferrous	mg/L	<0.2	<0.2	<0.2	0.2	<0.2
Iron, Dissolved	ug/L	#N/A	#N/A	#N/A	#N/A	#N/A
Magnesium, Total	ug/L	25300	43200	21600	18800	27800
Manganese, Total	ug/L	278	194	93.3	176	20.4
Manganese, Dissolved	ug/L	294	225	<10	180	<10
Nitrogen, Nitrate	mg/L	<0.1	<0.1	0.12	<0.1	0.11
Nitrogen, Nitrite	mg/L	<0.1	<0.1	<0.1	<0.1	<0.1
Phosphate as PO4	mg/L	0.42	1.4	<0.15	<0.15	0.21
Potassium, Total	ug/L	2300	2790	2020	3000	2240
Silica, Total	ug/L	18200	16200	10200	9300	12900
Sodium, Total	ug/L	29200	27400	58200	71700	52700
Sulfide	mg/L	<0.1	<0.1	<0.1	<0.1	<0.1
Total Organic Carbon	mg/L	4.2	5.0	1.3	1.4	<1

Notes:

ft MSL: Elevation, feet mean sea level

°C: Degrees celcius

uS/cm: microsiemen per centimeter

umhos/cm: micromhos per centimeter

#NA: Not analyzed

NM: Not Measured

NS: Not Sampled

mV: millivolt

Std. Units: standard units

mg/L: milligram per liter

ug/L: microgram per liter

pCi/L: picoCurie per liter

Static water elevation listed for a well may have been collected on a date different than date of well sampling.

Table 6
Summary of Monitoring Results - January-February 2023
Multiunit Ash Pond System
AES Indiana
Harding Street Generating Station
Indianapolis, Indiana
Atlas Project No. 170LF01501

Well ID	Units	MW-4I	MW-4D	MW-5D	MW-6I	MW-6D
Sample Date		1/19/2023	1/19/2023	1/31/2023	2/8/2023	2/7/2023
Pace Lab ID		50335926004	50335926005	50336534003	50337083002	50336986004
Static Water Elevation		642.82	642.95	632.14	652.56	622.06
Field Parameters						
Temperature, Field	Degrees C	13.6	14.1	13.33	14.8	15.85
Dissolved Oxygen, Field	mg/L	0	0.08	0.42	9.16	0.1
Conductivity, Field	uS/cm	suspect	suspect	suspect	suspect	suspect
ORP, Field	mV	-80	-82	-131	-48	-137
pH, Field	S.U.	7.3	7.34	7.7	7.64	7.58
Turbidity, Field	NTU	53.4	12.2	67.9	128	74.2
Appendix III Constituents						
Boron, Total	ug/L	1230	290	4660	2490	11300
Calcium, Total	ug/L	99900	87800	164000	144000	278000
Chloride	mg/L	114	108	170	301	250
Fluoride	mg/L	0.17	0.25	1.2	0.52	0.15
Sulfate	mg/L	61.2	49.4	412	595	845
Total Dissolved Solids	mg/L	529	513	1150	1650	1840
pH at 25 Degrees C	Std. Units	7.4	7.6	7.7	7.8	7.2
Appendix IV Constituents						
Antimony, Total	ug/L	<1	<1	<1	<1	<1
Arsenic, Total	ug/L	1.9	2.2	210	7.6	1.3
Barium, Total	ug/L	59	70.9	35.6	28.1	53.3
Beryllium, Total	ug/L	<0.2	<0.2	<0.2	<0.2	<0.2
Cadmium, Total	ug/L	<0.2	<0.2	<0.2	<0.2	<0.2
Chromium, Total	ug/L	#N/A	#N/A	#N/A	#N/A	#N/A
Cobalt, Total	ug/L	<1	<1	<1	<1	1.1
Lead, Total	ug/L	<1	<1	<1	<1	1.6
Lithium, Total	ug/L	<20	<20	66.6	65.9	77.9
Mercury	ug/L	#N/A	#N/A	#N/A	#N/A	#N/A
Molybdenum, Total	ug/L	4.9	8.3	128	188	304
Molybdenum, Dissolved	ug/L	<10	<10	130	199	296
Radium-226	pCi/L	<0	0.95	<0.0731	0.684	0.691
Radium-228	pCi/L	0.413	0.355	0.396	0.974	0.574
Selenium, Total	ug/L	<1	<1	<1	<1	<1
Thallium, Total	ug/L	<1	<1	<1	<1	<1
Total Radium	pCi/L	<0.413	1.31	<0.469	1.66	1.27
Geochemical Constituents						
Alkalinity, Total as CaCO3	mg/L	265	261	313	62	187
Alkalinity, Bicarbonate (CaCO3)	mg/L	265	261	313	62	187
Alkalinity, Carbonate (CaCO3)	mg/L	<10	<10	<10	<10	<10
Aluminum, Total	ug/L	337	<200	986	605	2540
Dissolved Organic Carbon	mg/L	1.2	1.4	<4	<4	1.4
Iron, Total	ug/L	#N/A	#N/A	#N/A	#N/A	#N/A
Iron, Ferrous	mg/L	0.2	0.2	<0.2	<0.2	0.86
Iron, Dissolved	ug/L	#N/A	#N/A	#N/A	#N/A	#N/A
Magnesium, Total	ug/L	22300	22200	42600	54100	50900
Manganese, Total	ug/L	174	125	175	309	589
Manganese, Dissolved	ug/L	171	126	194	321	602
Nitrogen, Nitrate	mg/L	<0.1	<0.1	<0.1	<0.1	<0.1
Nitrogen, Nitrite	mg/L	<0.1	<0.1	<0.1	<0.1	<0.1
Phosphate as PO4	mg/L	<0.15	<0.15	0.51	0.26	0.28
Potassium, Total	ug/L	2280	3070	10100	12600	11800
Silica, Total	ug/L	12900	13200	16100	13600	26800
Sodium, Total	ug/L	63800	64500	124000	326000	192000
Sulfide	mg/L	<0.1	<0.1	<0.1	<0.1	<0.1
Total Organic Carbon	mg/L	1.1	1.3	<4	<4	1.4

Notes:

ft MSL: Elevation, feet mean sea level

°C: Degrees celcius

uS/cm: microsiemen per centimeter

umhos/cm: micromhos per centimeter

#NA: Not analyzed

NM: Not Measured

NS: Not Sampled

mV: millivolt

Std. Units: standard units

mg/L: milligram per liter

ug/L: microgram per liter

pCi/L: picoCurie per liter

Static water elevation listed for a well may have been collected on a date different than date of well sampling.

Table 6
Summary of Monitoring Results - January-February 2023
Multiunit Ash Pond System
AES Indiana
Harding Street Generating Station
Indianapolis, Indiana
Atlas Project No. 170LF01501

Well ID	Units	MW-7D1	MW-8D	MW-9SR	MW-12D1	MW-14I
Sample Date		2/15/2023	2/7/2023	1/31/2023	1/31/2023	2/7/2023
Pace Lab ID		50337618001	50336986003	50336534001	50336534002	50336986001
Static Water Elevation		619.54	644.14	639.61	627.42	647.49
Field Parameters						
Temperature, Field	Degrees C	16.2	14.36	10.95	11.1	15.56
Dissolved Oxygen, Field	mg/L	2.99	0	4.91	2.34	0
Conductivity, Field	uS/cm	suspect	suspect	suspect	suspect	suspect
ORP, Field	mV	-149	-137	-1	-118	-116
pH, Field	S.U.	7.78	7.62	7.26	7.59	7.31
Turbidity, Field	NTU	33.4	32.8	35.5	69.8	8.6
Appendix III Constituents						
Boron, Total	ug/L	13900	655	10500	5650	38000
Calcium, Total	ug/L	225000	94000	174000	174000	385000
Chloride	mg/L	46.1	107	88.7	182	163
Fluoride	mg/L	0.27	0.38	0.59	1.1	0.36
Sulfate	mg/L	359	127	468	522	1710
Total Dissolved Solids	mg/L	1460	594	1020	1290	2890
pH at 25 Degrees C	Std. Units	7.7	7.5	7.6	7.6	7.1
Appendix IV Constituents						
Antimony, Total	ug/L	<1	<1	1	<1	<1
Arsenic, Total	ug/L	337	4.4	<1	252	2.1
Barium, Total	ug/L	65.6	209	55.6	67.7	31
Beryllium, Total	ug/L	<0.2	<0.2	<0.2	<0.2	<0.2
Cadmium, Total	ug/L	<0.2	<0.2	<0.2	<0.2	<0.2
Chromium, Total	ug/L	#N/A	#N/A	#N/A	#N/A	#N/A
Cobalt, Total	ug/L	<1	<1	<1	<1	<1
Lead, Total	ug/L	<1	<1	<1	<1	<1
Lithium, Total	ug/L	113	<20	93.6	90.6	472
Mercury	ug/L	#N/A	#N/A	#N/A	#N/A	#N/A
Molybdenum, Total	ug/L	576	50.2	238	156	121
Molybdenum, Dissolved	ug/L	552	50	250	162	117
Radium-226	pCi/L	0.423	0.895	0.797	<0.0666	<0.186
Radium-228	pCi/L	0.801	0.32	0.73	0.519	0.612
Selenium, Total	ug/L	<1	<1	1.2	<1	<1
Thallium, Total	ug/L	<1	<1	<1	<1	<1
Total Radium	pCi/L	1.22	1.22	1.53	<0.586	<0.612
Geochemical Constituents						
Alkalinity, Total as CaCO3	mg/L	223	261	211	267	249
Alkalinity, Bicarbonate (CaCO3)	mg/L	223	261	211	267	249
Alkalinity, Carbonate (CaCO3)	mg/L	<10	<10	<10	<10	<10
Aluminum, Total	ug/L	275	661	214	502	<200
Dissolved Organic Carbon	mg/L	2	1.9	1.7	5.1	<4
Iron, Total	ug/L	#N/A	#N/A	#N/A	#N/A	#N/A
Iron, Ferrous	mg/L	0.41	#N/A	<0.2	<0.2	4.5
Iron, Dissolved	ug/L	#N/A	#N/A	#N/A	#N/A	#N/A
Magnesium, Total	ug/L	45600	30200	30400	45200	144000
Manganese, Total	ug/L	389	502	223	402	427
Manganese, Dissolved	ug/L	317	508	234	435	439
Nitrogen, Nitrate	mg/L	<0.1	<0.1	<0.1	<0.1	<0.1
Nitrogen, Nitrite	mg/L	<0.1	<0.1	<0.1	<0.1	<0.1
Phosphate as PO4	mg/L	1.4	0.55	<0.15	0.3	<0.15
Potassium, Total	ug/L	16700	3950	9930	10500	32600
Silica, Total	ug/L	12900	12100	12900	14200	14200
Sodium, Total	ug/L	186000	53400	96200	135000	197000
Sulfide	mg/L	<0.1	<0.1	<0.1	<0.1	<0.1
Total Organic Carbon	mg/L	2.1	2.0	1.1	6.1	1.9

Notes:

ft MSL: Elevation, feet mean sea level

°C: Degrees celcius

uS/cm: microsiemen per centimeter

umhos/cm: micromhos per centimeter

#NA: Not analyzed

NM: Not Measured

NS: Not Sampled

mV: millivolt

Std. Units: standard units

mg/L: milligram per liter

ug/L: microgram per liter

pCi/L: picoCurie per liter

Static water elevation listed for a well may have been collected on a date different than date of well sampling.

Table 6
Summary of Monitoring Results - January-February 2023
Multiunit Ash Pond System
AES Indiana
Harding Street Generating Station
Indianapolis, Indiana
Atlas Project No. 170LF01501

Well ID	Units	MW-14IL	MW-14D1	MW-16S	MW-16D	MW-17S
Sample Date		2/8/2023	2/7/2023	2/7/2023	2/7/2023	2/1/2023
Pace Lab ID		50337083001	50336986002	50336986005	50336986006	50336534009
Static Water Elevation		604.03	603.43	657.30	656.07	649.22
Field Parameters						
Temperature, Field	Degrees C	12.49	13.79	14.29	14.6	8.54
Dissolved Oxygen, Field	mg/L	8.24	0	4.07	5.07	14.82
Conductivity, Field	uS/cm	suspect	suspect	suspect	suspect	suspect
ORP, Field	mV	-119	-118	11	-137	68
pH, Field	S.U.	7.91	7.15	7.33	7.54	7.92
Turbidity, Field	NTU	34.4	0.2	74.3	46.2	43.5
Appendix III Constituents						
Boron, Total	ug/L	256	302	1120	1150	278
Calcium, Total	ug/L	78200	87600	119000	188000	54600
Chloride	mg/L	98.6	124	148	133	52.8
Fluoride	mg/L	0.3	0.25	0.42	0.66	0.35
Sulfate	mg/L	71	70.6	139	405	43.6
Total Dissolved Solids	mg/L	491	547	747	1120	320
pH at 25 Degrees C	Std. Units	8.1	7.4	7.4	7.5	7.8
Appendix IV Constituents						
Antimony, Total	ug/L	<1	<1	<1	<1	<1
Arsenic, Total	ug/L	13.7	24.5	1.5	15.1	<1
Barium, Total	ug/L	273	360	55.9	265	45.3
Beryllium, Total	ug/L	<0.2	<0.2	<0.2	<0.2	<0.2
Cadmium, Total	ug/L	<0.2	<0.2	<0.2	<0.2	<0.2
Chromium, Total	ug/L	#N/A	#N/A	#N/A	#N/A	#N/A
Cobalt, Total	ug/L	<1	<1	1.7	1.5	<1
Lead, Total	ug/L	<1	<1	1	<1	<1
Lithium, Total	ug/L	<20	<20	35.8	<20	<20
Mercury	ug/L	#N/A	#N/A	#N/A	#N/A	#N/A
Molybdenum, Total	ug/L	9.6	8.2	132	14.8	4.3
Molybdenum, Dissolved	ug/L	<10	<10	134	13.4	<10
Radium-226	pCi/L	<0.227	0.307	<0.246	0.525	<0.135
Radium-228	pCi/L	0.958	0.528	0.579	0.813	0.501
Selenium, Total	ug/L	<1	<1	<1	<1	2.1
Thallium, Total	ug/L	<1	<1	<1	<1	<1
Total Radium	pCi/L	1.19	0.835	0.825	1.34	<0.501
Geochemical Constituents						
Alkalinity, Total as CaCO3	mg/L	319	256	292	297	163
Alkalinity, Bicarbonate (CaCO3)	mg/L	319	256	292	297	163
Alkalinity, Carbonate (CaCO3)	mg/L	<10	<10	<10	<10	<10
Aluminum, Total	ug/L	348	<200	524	925	243
Dissolved Organic Carbon	mg/L	2.1	2.1	1.8	5.5	1.3
Iron, Total	ug/L	#N/A	#N/A	#N/A	#N/A	#N/A
Iron, Ferrous	mg/L	0.23	<0.2	<0.2	<0.2	<0.2
Iron, Dissolved	ug/L	#N/A	#N/A	#N/A	#N/A	#N/A
Magnesium, Total	ug/L	20400	24900	31000	63800	11600
Manganese, Total	ug/L	146	133	494	2420	14.7
Manganese, Dissolved	ug/L	138	141	513	2450	<10
Nitrogen, Nitrate	mg/L	<0.1	1.7	<0.1	<0.1	1.7
Nitrogen, Nitrite	mg/L	<0.1	<0.1	<0.1	0.12	<0.1
Phosphate as PO4	mg/L	0.29	0.72	<0.15	1	<0.15
Potassium, Total	ug/L	3260	3310	7390	3370	2510
Silica, Total	ug/L	12900	14600	19400	17500	8990
Sodium, Total	ug/L	63200	65600	87700	52000	32100
Sulfide	mg/L	<0.1	<0.1	<0.1	<0.1	<0.1
Total Organic Carbon	mg/L	1.8	1.9	1.8	5.1	1.4

Notes:

- ft MSL: Elevation, feet mean sea level
- °C: Degrees celcius
- uS/cm: microsiemen per centimeter
- umhos/cm: micromhos per centimeter
- #NA: Not analyzed
- NM: Not Measured
- NS: Not Sampled
- mV: millivolt
- Std. Units: standard units
- mg/L: milligram per liter
- ug/L: microgram per liter
- pCi/L: picoCurie per liter

Static water elevation listed for a well may have been collected on a date different than date of well sampling.

Table 6
Summary of Monitoring Results - January-February 2023
Multiunit Ash Pond System
AES Indiana
Harding Street Generating Station
Indianapolis, Indiana
Atlas Project No. 170LF01501

Well ID	Units	MW-17I	MW-17IL	MW-17D	MW-109I	MW-109D
Sample Date		2/1/2023	2/1/2023	2/1/2023	2/9/2023	2/9/2023
Pace Lab ID		50336534008	50336534007	50336534006	50337211001	50337211002
Static Water Elevation		643.13	615.76	614.86	609.51	631.73
Field Parameters						
Temperature, Field	Degrees C	11.9	15.36	14.55	14.72	11.9
Dissolved Oxygen, Field	mg/L	0	0.69	1.79	0.897	0.7
Conductivity, Field	uS/cm	suspect	suspect	suspect	suspect	suspect
ORP, Field	mV	-100	-104	-106	-95	-100
pH, Field	S.U.	7.54	7.45	7.45	7.45	7.38
Turbidity, Field	NTU	44.6	25.5	54.7	38.8	8.6
Appendix III Constituents						
Boron, Total	ug/L	151	200	207	938	1140
Calcium, Total	ug/L	74100	83800	88200	100000	85300
Chloride	mg/L	106	139	140	120	117
Fluoride	mg/L	0.31	0.28	0.26	0.22	0.2
Sulfate	mg/L	86.3	92.5	95.2	77.7	52.5
Total Dissolved Solids	mg/L	563	649	647	591	529
pH at 25 Degrees C	Std. Units	7.5	7.5	7.4	7.6	7.6
Appendix IV Constituents						
Antimony, Total	ug/L	<1	<1	<1	<1	<1
Arsenic, Total	ug/L	3.9	3.4	3.8	2	2.3
Barium, Total	ug/L	166	240	223	162	72.1
Beryllium, Total	ug/L	<0.2	<0.2	<0.2	<0.2	<0.2
Cadmium, Total	ug/L	<0.2	<0.2	<0.2	<0.2	<0.2
Chromium, Total	ug/L	#N/A	#N/A	#N/A	#N/A	#N/A
Cobalt, Total	ug/L	<1	<1	<1	<1	<1
Lead, Total	ug/L	<1	<1	<1	<1	<1
Lithium, Total	ug/L	<20	<20	<20	<20	<20
Mercury	ug/L	#N/A	#N/A	#N/A	#N/A	#N/A
Molybdenum, Total	ug/L	7.8	6.7	6.6	4.1	5.6
Molybdenum, Dissolved	ug/L	<10	<10	<10	<10	<10
Radium-226	pCi/L	0.882	0.881	1.94	0.959	<0.465
Radium-228	pCi/L	0.687	0.815	0.698	0.935	0.512
Selenium, Total	ug/L	<1	<1	<1	<1	<1
Thallium, Total	ug/L	<1	<1	<1	<1	<1
Total Radium	pCi/L	1.57	1.7	2.64	1.89	0.977
Geochemical Constituents						
Alkalinity, Total as CaCO3	mg/L	257	279	279	312	264
Alkalinity, Bicarbonate (CaCO3)	mg/L	257	279	279	312	264
Alkalinity, Carbonate (CaCO3)	mg/L	<10	<10	<10	<10	<10
Aluminum, Total	ug/L	<200	<200	302	<200	<200
Dissolved Organic Carbon	mg/L	2	2.2	2.1	1.6	1.2
Iron, Total	ug/L	#N/A	#N/A	#N/A	#N/A	#N/A
Iron, Ferrous	mg/L	<0.2	<0.2	0.37	<0.2	0.2
Iron, Dissolved	ug/L	#N/A	#N/A	#N/A	#N/A	#N/A
Magnesium, Total	ug/L	20400	21700	23100	27400	21600
Manganese, Total	ug/L	241	254	318	188	72
Manganese, Dissolved	ug/L	296	296	342	185	72.3
Nitrogen, Nitrate	mg/L	<0.1	<0.1	<0.1	<0.1	<0.1
Nitrogen, Nitrite	mg/L	<0.1	<0.1	<0.1	<0.1	<0.1
Phosphate as PO4	mg/L	<0.15	<0.15	0.31	<0.15	<0.15
Potassium, Total	ug/L	5400	6330	6260	3920	2220
Silica, Total	ug/L	9410	10400	11300	14500	12200
Sodium, Total	ug/L	69600	87900	88600	63700	65800
Sulfide	mg/L	<0.1	<0.1	<0.1	<0.1	<0.1
Total Organic Carbon	mg/L	2.1	2.2	2.2	1.6	1.2

Notes:

ft MSL: Elevation, feet mean sea level

°C: Degrees celcius

uS/cm: microsiemen per centimeter

umhos/cm: micromhos per centimeter

#NA: Not analyzed

NM: Not Measured

NS: Not Sampled

mV: millivolt

Std. Units: standard units

mg/L: milligram per liter

ug/L: microgram per liter

pCi/L: picoCurie per liter

Static water elevation listed for a well may have been collected on a date different than date of well sampling.

Table 6
Summary of Monitoring Results - January-February 2023
Multiunit Ash Pond System
AES Indiana
Harding Street Generating Station
Indianapolis, Indiana
Atlas Project No. 170LF01501

Well ID	Units	MW-110S	MW-110D
Sample Date		2/9/2023	2/9/2023
Pace Lab ID		50337211003	50337211004
Static Water Elevation		621.41	574.80
Field Parameters			
Temperature, Field	Degrees C	14.02	14.01
Dissolved Oxygen, Field	mg/L	4.47	4
Conductivity, Field	uS/cm	suspect	suspect
ORP, Field	mV	-69	-91
pH, Field	S.U.	7.13	7.42
Turbidity, Field	NTU	43.9	89.9
Appendix III Constituents			
Boron, Total	ug/L	1350	4170
Calcium, Total	ug/L	208000	138000
Chloride	mg/L	135	152
Fluoride	mg/L	0.19	0.25
Sulfate	mg/L	428	319
Total Dissolved Solids	mg/L	1220	996
pH at 25 Degrees C	Std. Units	7	7.7
Appendix IV Constituents			
Antimony, Total	ug/L	<1	<1
Arsenic, Total	ug/L	1.9	1.5
Barium, Total	ug/L	54.2	55.6
Beryllium, Total	ug/L	<0.2	<0.2
Cadmium, Total	ug/L	<0.2	<0.2
Chromium, Total	ug/L	#N/A	#N/A
Cobalt, Total	ug/L	<1	<1
Lead, Total	ug/L	<1	<1
Lithium, Total	ug/L	27.2	58.8
Mercury	ug/L	#N/A	#N/A
Molybdenum, Total	ug/L	12.8	141
Molybdenum, Dissolved	ug/L	13.2	141
Radium-226	pCi/L	0.456	<0.0809
Radium-228	pCi/L	0.836	0.647
Selenium, Total	ug/L	<1	<1
Thallium, Total	ug/L	<1	<1
Total Radium	pCi/L	1.29	<0.728
Geochemical Constituents			
Alkalinity, Total as CaCO3	mg/L	392	243
Alkalinity,Bicarbonate (CaCO3)	mg/L	392	243
Alkalinity,Carbonate (CaCO3)	mg/L	<10	<10
Aluminum, Total	ug/L	<200	817
Dissolved Organic Carbon	mg/L	1.7	<4
Iron, Total	ug/L	#N/A	#N/A
Iron, Ferrous	mg/L	<0.2	<0.2
Iron, Dissolved	ug/L	#N/A	#N/A
Magnesium, Total	ug/L	59400	42200
Manganese, Total	ug/L	590	247
Manganese, Dissolved	ug/L	568	236
Nitrogen, Nitrate	mg/L	<0.1	<0.1
Nitrogen, Nitrite	mg/L	<0.1	<0.1
Phosphate as P04	mg/L	<0.15	<0.15
Potassium, Total	ug/L	5870	8440
Silica, Total	ug/L	13700	15800
Sodium, Total	ug/L	89400	106000
Sulfide	mg/L	<0.1	<0.1
Total Organic Carbon	mg/L	1.8	<4

Notes:

ft MSL: Elevation, feet mean sea level

°C: Degrees celcius

uS/cm: microsiemen per centimeter

umhos/cm: micromhos per centimeter

#NA: Not analyzed

NM: Not Measured

NS: Not Sampled

mV: millivolt

Std. Units: standard units

mg/L: milligram per liter

ug/L: microgram per liter

pCi/L: picoCurie per liter

Static water elevation listed for a well may have been collected on a date different than date of well sampling.

Table 7
Summary of Monitoring Results - March 2023
Multiunit Ash Pond System
AES Indiana
Harding Street Generating Station
Indianapolis, Indiana
Atlas Project No. 170LF01501

Well ID	Units	MW-3S	MW-3D	MW-4SR	MW-4I
Sample Date		3/24/2023	3/24/2023	3/23/2023	3/23/2023
Pace Lab ID		50340456001	50340456002	50340467001	50340467002
Static Water Elevation		<661.98	660.37	650.92	650.93
Field Parameters					
Temperature, Field	Degrees C	12.81	13.33	13.74	13.61
Dissolved Oxygen, Field	mg/L	3.64	0.1	1.75	6.41
Conductivity, Field	uS/cm	1438.6	1346.8	517.88	suspect
ORP, Field	mV	28.6	-35.9	29.3	-10.3
pH, Field	S.U.	6.59	6.76	6.33	#N/A
Turbidity, Field	NTU	7.4	0	44.1	85.4
Appendix III Constituents					
Boron, Total	ug/L	116	234	3110	945
Calcium, Total	ug/L	102000	83800	129000	107000
Chloride	mg/L	109	114	96.7	117
Fluoride	mg/L	0.17	0.19	0.11	0.13
Sulfate	mg/L	49.7	62.5	103	56.8
Total Dissolved Solids	mg/L	592	540	582	533
pH at 25 Degrees C	Std. Units	7.9	7.9	7.7	7.8
Appendix IV Constituents					
Antimony, Total	ug/L	5.2	<1	<1	<1
Arsenic, Total	ug/L	2.9	3.2	<1	2
Barium, Total	ug/L	52.4	93.4	55.3	58
Beryllium, Total	ug/L	<0.2	<0.2	<0.2	<0.2
Cadmium, Total	ug/L	<0.2	<0.2	<0.2	<0.2
Chromium, Total	ug/L	#N/A	#N/A	#N/A	#N/A
Cobalt, Total	ug/L	<1	<1	<1	<1
Lead, Total	ug/L	<1	<1	<1	<1
Lithium, Total	ug/L	<20	<20	<20	<20
Mercury	ug/L	#N/A	#N/A	#N/A	#N/A
Molybdenum, Total	ug/L	27.4	5.9	1.6	5.6
Molybdenum, Dissolved	ug/L	28.2	<10	<10	<10
Radium-226	pCi/L	<0	<0.408	<0.278	0.429
Radium-228	pCi/L	<0.16	<0.522	<0.0538	<0.0382
Selenium, Total	ug/L	4.8	<1	2.4	<1
Thallium, Total	ug/L	<1	<1	<1	<1
Total Radium	pCi/L	<0	<0.93	<0.332	<0.467
Geochemical Constituents					
Alkalinity, Total as CaCO3	mg/L	271	0	289	267
Alkalinity,Bicarbonate (CaCO3)	mg/L	271	250	289	267
Alkalinity,Carbonate (CaCO3)	mg/L	<10	<10	<10	<10
Aluminum, Total	ug/L	282	<200	384	748
Dissolved Organic Carbon	mg/L	1.1	1.5	2.1	1.1
Iron, Total	ug/L	#N/A	#N/A	#N/A	#N/A
Iron, Ferrous	mg/L	#N/A	#N/A	#N/A	#N/A
Iron, Dissolved	ug/L	#N/A	#N/A	#N/A	#N/A
Magnesium, Total	ug/L	24200	20900	26500	23700
Manganese, Total	ug/L	209	187	10.8	176
Manganese, Dissolved	ug/L	<10	208	<10	165
Nitrogen, Nitrate	mg/L	0.15	<0.1	<0.1	<0.1
Nitrogen, Nitrite	mg/L	<0.1	<0.1	<0.1	<0.1
Phosphate as P04	mg/L	<0.15	<0.15	<0.15	<0.15
Potassium, Total	ug/L	2050	3180	2070	2460
Silica, Total	ug/L	9630	10100	11500	14800
Sodium, Total	ug/L	62400	77200	55700	73700
Sulfide	mg/L	<0.1	<0.1	<0.1	<0.1
Total Organic Carbon	mg/L	1.2	1.6	<1	1

Notes:

ft MSL: Elevation, feet mean sea level

°C: Degrees celcius

uS/cm: microsiemen per centimeter

umhos/cm: micromhos per centimeter

NA: Not analyzed

NM: Not Measured

NS: Not Sampled

mV: millivolt

Std. Units: standard units

mg/L: milligram per liter

ug/L: microgram per liter

pCi/L: picoCurie per liter

Static water elevation listed for a well may have been collected on a date different than date of well sampling.

Table 7
Summary of Monitoring Results - March 2023
Multiunit Ash Pond System
AES Indiana
Harding Street Generating Station
Indianapolis, Indiana
Atlas Project No. 170LF01501

Well ID	Units	MW-4D
Sample Date		3/23/2023
Pace Lab ID		50340467003
Static Water Elevation		650.93
Field Parameters		
Temperature, Field	Degrees C	14.29
Dissolved Oxygen, Field	mg/L	10.82
Conductivity, Field	uS/cm	248.83
ORP, Field	mV	30.4
pH, Field	S.U.	6.65
Turbidity, Field	NTU	31.7
Appendix III Constituents		
Boron, Total	ug/L	279
Calcium, Total	ug/L	91100
Chloride	mg/L	113
Fluoride	mg/L	0.21
Sulfate	mg/L	50.8
Total Dissolved Solids	mg/L	494
pH at 25 Degrees C	Std. Units	7.8
Appendix IV Constituents		
Antimony, Total	ug/L	<1
Arsenic, Total	ug/L	2.1
Barium, Total	ug/L	71.4
Beryllium, Total	ug/L	<0.2
Cadmium, Total	ug/L	<0.2
Chromium, Total	ug/L	#N/A
Cobalt, Total	ug/L	<1
Lead, Total	ug/L	<1
Lithium, Total	ug/L	<20
Mercury	ug/L	#N/A
Molybdenum, Total	ug/L	8.1
Molybdenum, Dissolved	ug/L	<10
Radium-226	pCi/L	<0.121
Radium-228	pCi/L	0.789
Selenium, Total	ug/L	<1
Thallium, Total	ug/L	<1
Total Radium	pCi/L	<0.91
Geochemical Constituents		
Alkalinity, Total as CaCO3	mg/L	261
Alkalinity, Bicarbonate (CaCO3)	mg/L	261
Alkalinity, Carbonate (CaCO3)	mg/L	<10
Aluminum, Total	ug/L	<200
Dissolved Organic Carbon	mg/L	1.4
Iron, Total	ug/L	#N/A
Iron, Ferrous	mg/L	#N/A
Iron, Dissolved	ug/L	#N/A
Magnesium, Total	ug/L	23400
Manganese, Total	ug/L	120
Manganese, Dissolved	ug/L	125
Nitrogen, Nitrate	mg/L	<0.1
Nitrogen, Nitrite	mg/L	<0.1
Phosphate as P04	mg/L	<0.15
Potassium, Total	ug/L	3050
Silica, Total	ug/L	13600
Sodium, Total	ug/L	70100
Sulfide	mg/L	<0.1
Total Organic Carbon	mg/L	1.3

Notes:

ft MSL: Elevation, feet mean sea level

°C: Degrees celcius

uS/cm: microsiemen per centimeter

umhos/cm: micromhos per centimeter

NA: Not analyzed

NM: Not Measured

NS: Not Sampled

mV: millivolt

Std. Units: standard units

mg/L: milligram per liter

ug/L: microgram per liter

pCi/L: picoCurie per liter

Static water elevation listed for a well may have been collected on a date different than date of well sampling.

Table 8
Summary of Monitoring Results - May 2023
Multiunit Ash Pond System
AES Indiana
Harding Street Generating Station
Indianapolis, Indiana
Atlas Project No. 170LF01501

Well ID	Units	MW-1S	MW-1D	MW-2S	MW-2IL	MW-2D
Sample Date		5/23/2023	5/23/2023	5/23/2023	5/23/2023	5/23/2023
Pace Lab ID		50345634001	50345634002	50345693004	50345693002	50345693003
Static Water Elevation		662.27	662.38	664.90	663.42	664.92
Field Parameters						
Temperature, Field	Degrees C	19.43	18.8	13.92	17.08	14.04
Dissolved Oxygen, Field	mg/L	0	1.14	0.13	0.65	1.37
Conductivity, Field	uS/cm	731.43	817.62	1,492.9	765.95	2,217.9
ORP, Field	mV	-126.2	-91.7	-77.3	-73.2	-29.5
pH, Field	S.U.	7.4	7.19	7.61	7.31	7.45
Turbidity, Field	NTU	12.12	6.0	0.14	43.43	2.12
Appendix III Constituents						
Boron, Total	ug/L	126	161	254	182	1930
Calcium, Total	ug/L	69200	79600	97000	74900	238000
Chloride	mg/L	99.5	112	205	7.7	246
Fluoride	mg/L	0.46	0.42	0.3	0.49	0.73
Sulfate	mg/L	53.3	69.2	144	0.49	532
Total Dissolved Solids	mg/L	462	538	716	349	1510
pH at 25 Degrees C	Std. Units	7.3	7.4	8.0	7.7	8.0
Appendix IV Constituents						
Antimony, Total	ug/L	<1	<1	<1	<1	<1
Arsenic, Total	ug/L	8.2	3.3	7.9	5.8	4.3
Barium, Total	ug/L	66.3	95.4	91.8	506	40
Beryllium, Total	ug/L	<0.2	<0.2	<0.2	<0.2	<0.2
Cadmium, Total	ug/L	<2	<2	<2	<2	<2
Chromium, Total	ug/L	<10	<10	<10	<10	<10
Cobalt, Total	ug/L	<1	<1	<1	<1	<1
Lead, Total	ug/L	<10	<10	<10	<10	<10
Lithium, Total	ug/L	<20	<20	<20	<20	50.1
Mercury	ug/L	<0.2	<0.2	<0.2	<0.2	<0.2
Molybdenum, Total	ug/L	21.1	28.7	18.8	14.8	65.4
Molybdenum, Dissolved	ug/L	20.3	28.4	18.2	14.7	65.1
Radium-226	pCi/L	0.652	0.407	0.691	<0.0603	0.82
Radium-228	pCi/L	0.56	0.952	0.593	0.626	0.913
Selenium, Total	ug/L	<1	<1	<1	<1	<1
Thallium, Total	ug/L	<1	<1	<1	<1	<1
Total Radium	pCi/L	1.21	1.36	1.28	0.686	1.73
Geochemical Constituents						
Alkalinity, Total as CaCO3	mg/L	225	240	232	366	348
Alkalinity, Bicarbonate (CaCO3)	mg/L	225	240	216	366	348
Alkalinity, Carbonate (CaCO3)	mg/L	<10	<10	16	<10	<10
Aluminum, Total	ug/L	<200	<200	<200	208	<200
Dissolved Organic Carbon	mg/L	2.4	2.7	2.3	3.8	2.1
Iron, Total	ug/L	4090	1720	1320	4650	3070
Iron, Ferrous	mg/L	0.54	0.87	0.96	<0.2	<0.2
Iron, Dissolved	ug/L	1170	1620	1130	4110	2790
Magnesium, Total	ug/L	19200	19300	32300	28900	67200
Manganese, Total	ug/L	190	163	370	248	538
Manganese, Dissolved	ug/L	170	163	372	253	545
Nitrogen, Nitrate	mg/L	0.38	<0.1	<0.1	<0.1	0.24
Nitrogen, Nitrite	mg/L	<0.1	<0.1	<0.1	<0.1	<0.1
Phosphate as P04	mg/L	2.9	0.4	0.75	0.44	<0.15
Potassium, Total	ug/L	4560	5840	6220	2410	11000
Silica, Total	ug/L	12400	15600	8610	21700	15600
Sodium, Total	ug/L	84000	87500	132000	22900	204000
Sulfide	mg/L	<0.1	<0.1	<0.1	<0.1	<0.1
Total Organic Carbon	mg/L	2.1	2.5	2.1	3.5	<4

Notes:

ft MSL: Elevation, feet mean sea level

°C: Degrees celcius

uS/cm: microsiemen per centimeter

umhos/cm: micromhos per centimeter

NA: Not analyzed

NM: Not Measured

NS: Not Sampled

mV: millivolt

Std. Units: standard units

mg/L: milligram per liter

ug/L: microgram per liter

pCi/L: picoCurie per liter

Static water elevation listed for a well may have been collected on a date different than date of well sampling.

Table 8
Summary of Monitoring Results - May 2023
Multiunit Ash Pond System
AES Indiana
Harding Street Generating Station
Indianapolis, Indiana
Atlas Project No. 170LF01501

Well ID	Units	MW-2D1	MW-3S	MW-3D	MW-4SR
Sample Date		5/23/2023	5/18/2023	5/18/2023	5/24/2023
Pace Lab ID		50345693001	50345278001	50345278002	50345838001
Static Water Elevation		663.94	Dry to pump	660.87	652.24
Field Parameters					
Temperature, Field	Degrees C	15.71	14.58	15.27	16.74
Dissolved Oxygen, Field	mg/L	0.35	2.51	0.13	3.49
Conductivity, Field	uS/cm	1,498.9	990.75	775.82	511.2
ORP, Field	mV	-85.9	91.4	-84.6	48.4
pH, Field	S.U.	7.55	7.19	7.29	7.06
Turbidity, Field	NTU	96.54	7.02	0	14
Appendix III Constituents					
Boron, Total	ug/L	420	369	267	2130
Calcium, Total	ug/L	165000	124000	80200	103000
Chloride	mg/L	66.5	135	115	72
Fluoride	mg/L	0.43	0.17	0.23	0.1
Sulfate	mg/L	218	92.2	51.7	64.2
Total Dissolved Solids	mg/L	782	630	481	510
pH at 25 Degrees C	Std. Units	7.9	7.8	7.8	7.6
Appendix IV Constituents					
Antimony, Total	ug/L	<1	4.7	<1	<1
Arsenic, Total	ug/L	10.3	<1	4.1	<1
Barium, Total	ug/L	474	58.7	93.8	57.2
Beryllium, Total	ug/L	<0.2	<0.2	<0.2	<0.2
Cadmium, Total	ug/L	<2	<2	<2	<2
Chromium, Total	ug/L	<10	<10	<10	<10
Cobalt, Total	ug/L	<1	<1	<1	<1
Lead, Total	ug/L	<10	<10	<10	<10
Lithium, Total	ug/L	<20	<20	<20	<20
Mercury	ug/L	<0.2	<0.2	<0.2	<0.2
Molybdenum, Total	ug/L	<10	27.3	<10	<10
Molybdenum, Dissolved	ug/L	<10	26.7	<10	<10
Radium-226	pCi/L	5.99	<0.359	0.976	<0
Radium-228	pCi/L	1.81	0.575	0.599	<0.0459
Selenium, Total	ug/L	<1	8.6	<1	3.7
Thallium, Total	ug/L	<1	<1	<1	<1
Total Radium	pCi/L	7.8	0.934	1.58	<0
Geochemical Constituents					
Alkalinity, Total as CaCO3	mg/L	408	272	251	288
Alkalinity,Bicarbonate (CaCO3)	mg/L	408	272	251	288
Alkalinity,Carbonate (CaCO3)	mg/L	<10	<10	<10	<10
Aluminum, Total	ug/L	279	<200	<200	339
Dissolved Organic Carbon	mg/L	3.9	<4	1.9	1.2
Iron, Total	ug/L	6120	144	1540	621
Iron, Ferrous	mg/L	<0.2	<0.2	<0.2	<0.2
Iron, Dissolved	ug/L	5570	<100	1170	<100
Magnesium, Total	ug/L	53500	30700	20500	22400
Manganese, Total	ug/L	190	69.9	186	10.3
Manganese, Dissolved	ug/L	185	<10	176	<10
Nitrogen, Nitrate	mg/L	<0.1	0.6	<0.1	0.23
Nitrogen, Nitrite	mg/L	<0.1	<0.1	<0.1	<0.1
Phosphate as PO4	mg/L	1.4	<0.15	<0.15	<0.15
Potassium, Total	ug/L	3440	2130	3130	1950
Silica, Total	ug/L	18200	9380	10500	10700
Sodium, Total	ug/L	33300	70400	73900	50100
Sulfide	mg/L	<0.1	<0.1	<0.1	<0.1
Total Organic Carbon	mg/L	3.4	<1	1.3	<1

Notes:

ft MSL: Elevation, feet mean sea level

°C: Degrees celcius

uS/cm: microsiemen per centimeter

umhos/cm: micromhos per centimeter

NA: Not analyzed

NM: Not Measured

NS: Not Sampled

mV: millivolt

Std. Units: standard units

mg/L: milligram per liter

ug/L: microgram per liter

pCi/L: picoCurie per liter

Static water elevation listed for a well may have been collected on a date different than date of well sampling.

Table 8
Summary of Monitoring Results - May 2023
Multiunit Ash Pond System
AES Indiana
Harding Street Generating Station
Indianapolis, Indiana
Atlas Project No. 170LF01501

Well ID	Units	MW-4I	MW-4D	MW-5S	MW-5D
Sample Date		5/25/2023	5/25/2023	5/18/2023	5/19/2023
Pace Lab ID		50345920001	50345920002	50345278003	50345388001
Static Water Elevation		652.27	652.29	655.76	640.20
Field Parameters					
Temperature, Field	Degrees C	16.03	15.79	15.8	17.89
Dissolved Oxygen, Field	mg/L	0	0.1	1.13	0.03
Conductivity, Field	uS/cm	761.49	726.4	2,208.4	1,593.0
ORP, Field	mV	-80.1	-89.7	9.7	-133.8
pH, Field	S.U.	7.27	7.16	6.9	7.43
Turbidity, Field	NTU	23.36	8.7	9.95	25.39
Appendix III Constituents					
Boron, Total	ug/L	626	260	2050	4420
Calcium, Total	ug/L	87200	77500	204000	182000
Chloride	mg/L	124	108	325	178
Fluoride	mg/L	0.15	0.22	1.1	0.82
Sulfate	mg/L	46.1	48.2	511	417
Total Dissolved Solids	mg/L	522	480	1600	1270
pH at 25 Degrees C	Std. Units	7.7	8.2	7.8	7.9
Appendix IV Constituents					
Antimony, Total	ug/L	<1	<1	<1	<1
Arsenic, Total	ug/L	2	2.1	<1	97.8
Barium, Total	ug/L	59.6	70.5	48.4	35.4
Beryllium, Total	ug/L	<0.2	<0.2	<0.2	<0.2
Cadmium, Total	ug/L	<2	<2	<2	<2
Chromium, Total	ug/L	<10	<10	<10	<10
Cobalt, Total	ug/L	<1	<1	1.1	<1
Lead, Total	ug/L	<10	<10	<10	<10
Lithium, Total	ug/L	<20	<20	47.9	65.5
Mercury	ug/L	<0.2	<0.2	<0.2	<0.2
Molybdenum, Total	ug/L	<10	<10	56.6	173
Molybdenum, Dissolved	ug/L	<10	<10	56.1	173
Radium-226	pCi/L	<0.138	<0.202	0.437	0.0919
Radium-228	pCi/L	0.834	1.14	1.73	<0.0533
Selenium, Total	ug/L	<1	<1	<1	<1
Thallium, Total	ug/L	<1	<1	<1	<1
Total Radium	pCi/L	0.834	1.34	2.17	<0.0919
Geochemical Constituents					
Alkalinity, Total as CaCO3	mg/L	257	255	334	321
Alkalinity,Bicarbonate (CaCO3)	mg/L	257	255	334	321
Alkalinity,Carbonate (CaCO3)	mg/L	<10	<10	<10	<10
Aluminum, Total	ug/L	<200	<200	<200	<200
Dissolved Organic Carbon	mg/L	1.8	1.9	<4	<4
Iron, Total	ug/L	1320	1700	140	3100
Iron, Ferrous	mg/L	<0.2	<0.2	<0.2	<0.2
Iron, Dissolved	ug/L	1120	1660	110	2960
Magnesium, Total	ug/L	20400	20400	47000	50800
Manganese, Total	ug/L	159	118	1100	274
Manganese, Dissolved	ug/L	151	117	1060	266
Nitrogen, Nitrate	mg/L	0.35	<0.1	<0.1	<0.1
Nitrogen, Nitrite	mg/L	<0.1	<0.1	<0.1	<0.1
Phosphate as PO4	mg/L	<0.15	<0.15	0.18	0.35
Potassium, Total	ug/L	2280	2930	10800	10100
Silica, Total	ug/L	12000	13000	15900	13700
Sodium, Total	ug/L	67400	66600	278000	142000
Sulfide	mg/L	<0.1	<0.1	<0.1	<0.1
Total Organic Carbon	mg/L	1.0	<1	<4	<4

Notes:

ft MSL: Elevation, feet mean sea level

°C: Degrees celcius

uS/cm: microsiemen per centimeter

umhos/cm: micromhos per centimeter

NA: Not analyzed

NM: Not Measured

NS: Not Sampled

mV: millivolt

Std. Units: standard units

mg/L: milligram per liter

ug/L: microgram per liter

pCi/L: picoCurie per liter

Static water elevation listed for a well may have been collected on a date different than date of well sampling.

Table 8
Summary of Monitoring Results - May 2023
Multiunit Ash Pond System
AES Indiana
Harding Street Generating Station
Indianapolis, Indiana
Atlas Project No. 170LF01501

Well ID	Units	MW-6S	MW-6I	MW-6D	MW-7S
Sample Date		5/25/2023	5/25/2023	5/25/2023	5/26/2023
Pace Lab ID		50345897005	50345897006	50345897007	50345930004
Static Water Elevation		660.78	660.16	629.18	657.02
Field Parameters					
Temperature, Field	Degrees C	15.68	16.16	17.17	16.16
Dissolved Oxygen, Field	mg/L	0.39	0.21	5.17	0.12
Conductivity, Field	uS/cm	1,983.7	2,454.7	1,714.5	1,998.6
ORP, Field	mV	-41.3	-114.6	-90.3	-132.7
pH, Field	S.U.	7.05	7.51	7.51	7.62
Turbidity, Field	NTU	0	56.13	88.7	0
Appendix III Constituents					
Boron, Total	ug/L	6060	3180	10400	14200
Calcium, Total	ug/L	241000	165000	259000	212000
Chloride	mg/L	225	397	238	135
Fluoride	mg/L	1.5	0.45	0.19	0.62
Sulfate	mg/L	481	549	762	541
Total Dissolved Solids	mg/L	1540	1560	1740	1370
pH at 25 Degrees C	Std. Units	7.2	7.8	7.6	7.6
Appendix IV Constituents					
Antimony, Total	ug/L	<1	<1	<1	<1
Arsenic, Total	ug/L	9.7	8.8	1.9	385
Barium, Total	ug/L	94.8	24.8	50.2	39.4
Beryllium, Total	ug/L	<0.2	<0.2	0.22	<0.2
Cadmium, Total	ug/L	<2	<2	<2	<4
Chromium, Total	ug/L	<10	<10	<10	<10
Cobalt, Total	ug/L	2.1	<1	1.7	<1
Lead, Total	ug/L	<10	<10	<10	<10
Lithium, Total	ug/L	48.8	65	68.6	79.2
Mercury	ug/L	<0.2	<0.2	<0.2	<0.2
Molybdenum, Total	ug/L	203	154	311	514
Molybdenum, Dissolved	ug/L	199	154	312	516
Radium-226	pCi/L	<0.262	1.16	1.15	0.218
Radium-228	pCi/L	0.556	0.607	0.472	0.705
Selenium, Total	ug/L	8.9	<1	<1	<1
Thallium, Total	ug/L	<1	<1	<1	<1
Total Radium	pCi/L	0.818	1.77	1.62	0.923
Geochemical Constituents					
Alkalinity, Total as CaCO3	mg/L	377	299	195	251
Alkalinity,Bicarbonate (CaCO3)	mg/L	377	299	195	251
Alkalinity,Carbonate (CaCO3)	mg/L	<10	<10	<10	<10
Aluminum, Total	ug/L	<200	<200	4900	<200
Dissolved Organic Carbon	mg/L	1.7	<4	1.5	2.1
Iron, Total	ug/L	7480	3500	8680	3030
Iron, Ferrous	mg/L	<0.2	<0.2	<0.2	<0.2
Iron, Dissolved	ug/L	6620	3340	4350	2960
Magnesium, Total	ug/L	62900	67000	45400	43500
Manganese, Total	ug/L	1900	417	603	420
Manganese, Dissolved	ug/L	1900	428	610	414
Nitrogen, Nitrate	mg/L	0.43	<0.1	<0.1	<0.1
Nitrogen, Nitrite	mg/L	<0.1	<0.1	<0.1	<0.1
Phosphate as PO4	mg/L	0.52	<0.15	<0.15	0.79
Potassium, Total	ug/L	10600	13200	12100	15800
Silica, Total	ug/L	13300	13800	34300	14100
Sodium, Total	ug/L	136000	237000	180000	163000
Sulfide	mg/L	<0.1	<0.1	<0.1	<0.1
Total Organic Carbon	mg/L	<2	<4	<2	2.0

Notes:

ft MSL: Elevation, feet mean sea level

°C: Degrees celcius

uS/cm: microsiemen per centimeter

umhos/cm: micromhos per centimeter

NA: Not analyzed

NM: Not Measured

NS: Not Sampled

mV: millivolt

Std. Units: standard units

mg/L: milligram per liter

ug/L: microgram per liter

pCi/L: picoCurie per liter

Static water elevation listed for a well may have been collected on a date different than date of well sampling.

Table 8
Summary of Monitoring Results - May 2023
Multiunit Ash Pond System
AES Indiana
Harding Street Generating Station
Indianapolis, Indiana
Atlas Project No. 170LF01501

Well ID	Units	MW-7D	MW-7D1	MW-8S	MW-8D
Sample Date		5/26/2023	5/26/2023	5/23/2023	5/23/2023
Pace Lab ID		50345930005	50345930006	50345634003	50345634004
Static Water Elevation		656.96	626.71	657.35	653.24
Field Parameters					
Temperature, Field	Degrees C	16.31	17.79	14.06	16.68
Dissolved Oxygen, Field	mg/L	0.1	0.54	0.01	0.16
Conductivity, Field	uS/cm	2,061.7	2,104.7	1454.5	952.38
ORP, Field	mV	-135.3	-157.9	126.8	-127.9
pH, Field	S.U.	7.68	7.86	7.39	7.8
Turbidity, Field	NTU	6.08	18.96	0.53	6.65
Appendix III Constituents					
Boron, Total	ug/L	14800	13900	10800	532
Calcium, Total	ug/L	222000	219000	196000	120000
Chloride	mg/L	162	165	127	140
Fluoride	mg/L	0.48	0.31	0.17	0.32
Sulfate	mg/L	735	635	429	155
Total Dissolved Solids	mg/L	1460	1490	1370	742
pH at 25 Degrees C	Std. Units	7.7	7.8	7.3	8.0
Appendix IV Constituents					
Antimony, Total	ug/L	<1	<1	<1	<1
Arsenic, Total	ug/L	462	334	<1	3.7
Barium, Total	ug/L	43.1	66.6	29.9	278
Beryllium, Total	ug/L	<0.2	<0.2	<0.2	<0.2
Cadmium, Total	ug/L	<4	<4	<2	<2
Chromium, Total	ug/L	<10	<10	<10	<10
Cobalt, Total	ug/L	<1	<1	<1	<1
Lead, Total	ug/L	<10	<10	<10	<10
Lithium, Total	ug/L	94.9	98.2	118	<20
Mercury	ug/L	<0.2	<0.2	<0.2	<0.2
Molybdenum, Total	ug/L	548	623	261	47.9
Molybdenum, Dissolved	ug/L	545	607	266	48.1
Radium-226	pCi/L	0.497	0.965	<0.0777	1.69
Radium-228	pCi/L	0.782	0.916	1.05	1.2
Selenium, Total	ug/L	<1	<1	<1	<1
Thallium, Total	ug/L	<1	<1	<1	<1
Total Radium	pCi/L	1.28	1.88	1.13	2.89
Geochemical Constituents					
Alkalinity, Total as CaCO3	mg/L	247	220	393	279
Alkalinity,Bicarbonate (CaCO3)	mg/L	247	220	393	279
Alkalinity,Carbonate (CaCO3)	mg/L	<10	<10	<10	<10
Aluminum, Total	ug/L	231	206	<200	<200
Dissolved Organic Carbon	mg/L	2	1.9	2	2.3
Iron, Total	ug/L	2630	3010	<100	3180
Iron, Ferrous	mg/L	<0.2	<0.2	<0.2	<0.2
Iron, Dissolved	ug/L	2200	2440	<100	3100
Magnesium, Total	ug/L	45300	42600	80000	36700
Manganese, Total	ug/L	525	405	108	648
Manganese, Dissolved	ug/L	499	378	112	623
Nitrogen, Nitrate	mg/L	<0.1	<0.1	<0.1	<0.1
Nitrogen, Nitrite	mg/L	<0.1	<0.1	<0.1	<0.1
Phosphate as PO4	mg/L	0.88	1.3	<0.15	0.59
Potassium, Total	ug/L	16800	16400	18900	4870
Silica, Total	ug/L	14400	12200	14500	10100
Sodium, Total	ug/L	171000	189000	127000	88100
Sulfide	mg/L	<0.1	<0.1	<0.1	<0.1
Total Organic Carbon	mg/L	2.0	1.9	1.9	2.2

Notes:

ft MSL: Elevation, feet mean sea level

°C: Degrees celcius

uS/cm: microsiemen per centimeter

umhos/cm: micromhos per centimeter

NA: Not analyzed

NM: Not Measured

NS: Not Sampled

mV: millivolt

Std. Units: standard units

mg/L: milligram per liter

ug/L: microgram per liter

pCi/L: picoCurie per liter

Static water elevation listed for a well may have been collected on a date different than date of well sampling.

Table 8
Summary of Monitoring Results - May 2023
Multiunit Ash Pond System
AES Indiana
Harding Street Generating Station
Indianapolis, Indiana
Atlas Project No. 170LF01501

Well ID	Units	MW-9SR	MW-9I	MW-9D	MW-10S
Sample Date		5/24/2023	5/24/2023	5/24/2023	5/25/2023
Pace Lab ID		50345838005	50345838003	50345838004	50345897001
Static Water Elevation		649.09	650.26	650.21	662.33
Field Parameters					
Temperature, Field	Degrees C	18.59	15.17	14.4	15.09
Dissolved Oxygen, Field	mg/L	0.01	0.21	1.11	0.02
Conductivity, Field	uS/cm	1,304.9	1,062.9	1,287.9	3,050.8
ORP, Field	mV	41	-34.3	-40.9	-29.4
pH, Field	S.U.	7.48	7.56	7.48	7.53
Turbidity, Field	NTU	33.84	0	0	13.32
Appendix III Constituents					
Boron, Total	ug/L	5770	1090	749	3080
Calcium, Total	ug/L	122000	86400	106000	247000
Chloride	mg/L	105	114	124	443
Fluoride	mg/L	0.61	0.78	0.48	2.7
Sulfate	mg/L	181	69.8	140	416
Total Dissolved Solids	mg/L	626	550	682	1800
pH at 25 Degrees C	Std. Units	7.9	8.2	8.0	7.8
Appendix IV Constituents					
Antimony, Total	ug/L	1.8	<1	<1	<1
Arsenic, Total	ug/L	<1	30.6	23.2	401
Barium, Total	ug/L	39.1	62	49.3	85.8
Beryllium, Total	ug/L	<0.2	<0.2	<0.2	<0.2
Cadmium, Total	ug/L	<2	<2	<2	<2
Chromium, Total	ug/L	<10	<10	<10	<10
Cobalt, Total	ug/L	<1	<1	<1	<1
Lead, Total	ug/L	<10	<10	<10	<10
Lithium, Total	ug/L	61.5	<20	<20	33.7
Mercury	ug/L	<0.2	<0.2	<0.2	<0.2
Molybdenum, Total	ug/L	226	111	47.5	60.6
Molybdenum, Dissolved	ug/L	229	110	47.3	60.8
Radium-226	pCi/L	0.559	0.723	0.745	<0.179
Radium-228	pCi/L	0.531	<0.383	0.569	0.606
Selenium, Total	ug/L	28.4	<1	<1	<1
Thallium, Total	ug/L	<1	<1	<1	<1
Total Radium	pCi/L	1.09	1.11	1.31	<0.785
Geochemical Constituents					
Alkalinity, Total as CaCO3	mg/L	244	251	256	285
Alkalinity,Bicarbonate (CaCO3)	mg/L	244	251	256	285
Alkalinity,Carbonate (CaCO3)	mg/L	<10	<10	<10	<10
Aluminum, Total	ug/L	<200	<200	<200	<200
Dissolved Organic Carbon	mg/L	1.1	1.2	1.3	<4
Iron, Total	ug/L	244	736	1630	1480
Iron, Ferrous	mg/L	<0.2	0.62	1.1	0.53
Iron, Dissolved	ug/L	<100	687	1490	586
Magnesium, Total	ug/L	22600	21600	27800	53700
Manganese, Total	ug/L	80.3	183	243	468
Manganese, Dissolved	ug/L	88.3	191	251	489
Nitrogen, Nitrate	mg/L	<0.1	<0.1	<0.1	<0.1
Nitrogen, Nitrite	mg/L	<0.1	<0.1	<0.1	<0.1
Phosphate as PO4	mg/L	<0.15	<0.15	<0.15	1.5
Potassium, Total	ug/L	8930	4980	5320	8630
Silica, Total	ug/L	11400	11000	12000	16100
Sodium, Total	ug/L	72500	70600	76900	215000
Sulfide	mg/L	<0.1	<0.1	<0.1	<0.1
Total Organic Carbon	mg/L	<1	1.2	1.1	<4

Notes:

ft MSL: Elevation, feet mean sea level

°C: Degrees celcius

uS/cm: microsiemen per centimeter

umhos/cm: micromhos per centimeter

NA: Not analyzed

NM: Not Measured

NS: Not Sampled

mV: millivolt

Std. Units: standard units

mg/L: milligram per liter

ug/L: microgram per liter

pCi/L: picoCurie per liter

Static water elevation listed for a well may have been collected on a date different than date of well sampling.

Table 8
Summary of Monitoring Results - May 2023
Multiunit Ash Pond System
AES Indiana
Harding Street Generating Station
Indianapolis, Indiana
Atlas Project No. 170LF01501

Well ID	Units	MW-10D	MW-11S	MW-11D	MW-12S
Sample Date		5/25/2023	5/25/2023	5/24/2023	-
Pace Lab ID		50345897002	50345920005	50345838002	-
Static Water Elevation		662.32	654.22	656.19	Dry
Field Parameters					
Temperature, Field	Degrees C	15.58	18.67	14.09	
Dissolved Oxygen, Field	mg/L	0.13	3.73	0.13	
Conductivity, Field	uS/cm	2,464.7	366.05	1,182.7	
ORP, Field	mV	-50.2	-111.4	-100.4	
pH, Field	S.U.	7.56	8.23	7.54	
Turbidity, Field	NTU	1.3	3930.7	5.19	
Appendix III Constituents					
Boron, Total	ug/L	2320	674	11100	
Calcium, Total	ug/L	168000	50200	199000	
Chloride	mg/L	306	28.5	75.6	
Fluoride	mg/L	2.2	1.6	0.31	
Sulfate	mg/L	468	105	584	
Total Dissolved Solids	mg/L	1380	430	1200	
pH at 25 Degrees C	Std. Units	7.7	8.0	7.5	
Appendix IV Constituents					
Antimony, Total	ug/L	<1	<1	<1	
Arsenic, Total	ug/L	116	2.8	15	
Barium, Total	ug/L	24.4	74.3	20.5	
Beryllium, Total	ug/L	<0.2	<0.2	<0.2	
Cadmium, Total	ug/L	<2	<2	<2	
Chromium, Total	ug/L	<10	<10	<10	
Cobalt, Total	ug/L	<1	<1	<1	
Lead, Total	ug/L	<10	<10	<10	
Lithium, Total	ug/L	41	<20	130	
Mercury	ug/L	<0.2	<0.2	<0.2	
Molybdenum, Total	ug/L	74.9	77.9	<10	DRY
Molybdenum, Dissolved	ug/L	74.4	77.9	<10	
Radium-226	pCi/L	0.48	<0.344	<0.0863	
Radium-228	pCi/L	0.66	0.576	1.14	
Selenium, Total	ug/L	<1	<1	<1	
Thallium, Total	ug/L	<1	<1	<1	
Total Radium	pCi/L	1.14	0.92	1.14	
Geochemical Constituents					
Alkalinity, Total as CaCO3	mg/L	315	204	260	
Alkalinity,Bicarbonate (CaCO3)	mg/L	315	204	260	
Alkalinity,Carbonate (CaCO3)	mg/L	<10	<10	<10	
Aluminum, Total	ug/L	<200	<200	<200	
Dissolved Organic Carbon	mg/L	<4	1.6	1.2	
Iron, Total	ug/L	1790	257	5340	
Iron, Ferrous	mg/L	1.3	<0.2	<0.2	
Iron, Dissolved	ug/L	1730	<100	5350	
Magnesium, Total	ug/L	62200	30100	48300	
Manganese, Total	ug/L	159	13.3	41.4	
Manganese, Dissolved	ug/L	167	<10	44.4	
Nitrogen, Nitrate	mg/L	<0.1	<0.1	<0.1	
Nitrogen, Nitrite	mg/L	<0.1	<0.1	<0.1	
Phosphate as PO4	mg/L	0.18	<0.15	<0.15	
Potassium, Total	ug/L	8400	1590	3030	
Silica, Total	ug/L	15700	15300	16400	
Sodium, Total	ug/L	181000	20800	73100	
Sulfide	mg/L	<0.1	<0.1	<0.1	
Total Organic Carbon	mg/L	<4	<1	1.3	

Notes:

ft MSL: Elevation, feet mean sea level

°C: Degrees celcius

uS/cm: microsiemen per centimeter

umhos/cm: micromhos per centimeter

NA: Not analyzed

NM: Not Measured

NS: Not Sampled

mV: millivolt

Std. Units: standard units

mg/L: milligram per liter

ug/L: microgram per liter

pCi/L: picoCurie per liter

Static water elevation listed for a well may have been collected on a date different than date of well sampling.

Table 8
Summary of Monitoring Results - May 2023
Multiunit Ash Pond System
AES Indiana
Harding Street Generating Station
Indianapolis, Indiana
Atlas Project No. 170LF01501

Well ID	Units	MW-12D	MW-12D1	MW-13S	MW-13D
Sample Date		5/25/2023	5/26/2023	5/26/2023	5/26/2023
Pace Lab ID		50345897003	50345930001	50345930002	50345930003
Static Water Elevation		650.02	636.04	658.66	658.63
Field Parameters					
Temperature, Field	Degrees C	16.16	16.43	16.8	16.86
Dissolved Oxygen, Field	mg/L	0.12	0.04	0.81	0.08
Conductivity, Field	uS/cm	2,521.8	2,224.6	2,242.8	2,515.8
ORP, Field	mV	-47.2	-76	-54.9	-86.9
pH, Field	S.U.	7.43	7.66	7.64	7.59
Turbidity, Field	NTU	1.85	8.29	0.58	0
Appendix III Constituents					
Boron, Total	ug/L	4690	7780	15300	21300
Calcium, Total	ug/L	214000	209000	209000	262000
Chloride	mg/L	267	144	197	198
Fluoride	mg/L	1.4	1.1	0.9	0.61
Sulfate	mg/L	455	520	538	1030
Total Dissolved Solids	mg/L	1450	1320	1300	1580
pH at 25 Degrees C	Std. Units	7.9	8.1	7.6	7.6
Appendix IV Constituents					
Antimony, Total	ug/L	<1	<1	<1	<1
Arsenic, Total	ug/L	338	350	328	234
Barium, Total	ug/L	31.8	63	35	34.8
Beryllium, Total	ug/L	<0.2	<0.2	<0.2	<0.2
Cadmium, Total	ug/L	<2	<2	<2	<2
Chromium, Total	ug/L	<10	<10	<10	<10
Cobalt, Total	ug/L	<1	<1	<1	<1
Lead, Total	ug/L	<10	<10	<10	<10
Lithium, Total	ug/L	60.9	91.6	58.4	70.1
Mercury	ug/L	<0.2	<0.2	<0.2	<0.2
Molybdenum, Total	ug/L	146	171	480	414
Molybdenum, Dissolved	ug/L	143	175	469	417
Radium-226	pCi/L	<0.172	<0.143	<0.0739	<0.354
Radium-228	pCi/L	1.04	0.74	0.79	1.11
Selenium, Total	ug/L	<1	<1	<1	<1
Thallium, Total	ug/L	<1	<1	<1	<1
Total Radium	pCi/L	1.04	0.883	<0.79	1.46
Geochemical Constituents					
Alkalinity, Total as CaCO3	mg/L	307	257	256	190
Alkalinity,Bicarbonate (CaCO3)	mg/L	307	257	256	190
Alkalinity,Carbonate (CaCO3)	mg/L	<10	<10	<10	<10
Aluminum, Total	ug/L	<200	<200	<200	<200
Dissolved Organic Carbon	mg/L	<8	2.2	2	2
Iron, Total	ug/L	2850	2880	1090	2470
Iron, Ferrous	mg/L	<0.2	<0.2	0.27	0.42
Iron, Dissolved	ug/L	2740	2740	931	2390
Magnesium, Total	ug/L	49500	48000	52000	51300
Manganese, Total	ug/L	322	477	428	235
Manganese, Dissolved	ug/L	340	469	427	231
Nitrogen, Nitrate	mg/L	<0.1	<0.1	<0.1	<0.1
Nitrogen, Nitrite	mg/L	<0.1	<0.1	<0.1	<0.1
Phosphate as PO4	mg/L	0.34	0.5	0.42	0.35
Potassium, Total	ug/L	11900	13200	13900	18400
Silica, Total	ug/L	15400	12900	14900	14400
Sodium, Total	ug/L	181000	149000	144000	152000
Sulfide	mg/L	0.31	<0.1	<0.1	<0.1
Total Organic Carbon	mg/L	<8	2.2	2.3	2.0

Notes:

ft MSL: Elevation, feet mean sea level

°C: Degrees celcius

uS/cm: microsiemen per centimeter

umhos/cm: micromhos per centimeter

NA: Not analyzed

NM: Not Measured

NS: Not Sampled

mV: millivolt

Std. Units: standard units

mg/L: milligram per liter

ug/L: microgram per liter

pCi/L: picoCurie per liter

Static water elevation listed for a well may have been collected on a date different than date of well sampling.

Table 8
Summary of Monitoring Results - May 2023
Multiunit Ash Pond System
AES Indiana
Harding Street Generating Station
Indianapolis, Indiana
Atlas Project No. 170LF01501

Well ID	Units	MW-14I	MW-14IL	MW-14D	MW-14D1
Sample Date		5/18/2023	5/18/2023	5/18/2023	5/18/2023
Pace Lab ID		50345278004	50345278005	50345278007	50345278006
Static Water Elevation		655.43	612.20	656.40	611.79
Field Parameters					
Temperature, Field	Degrees C	14.98	14.62	15.38	14.88
Dissolved Oxygen, Field	mg/L	0.38	6.84	0.43	7.31
Conductivity, Field	uS/cm	2,927.1	858.76	4,704.6	879.72
ORP, Field	mV	-152.9	-108.2	-152.1	-113.1
pH, Field	S.U.	7.29	7.65	7.78	7.57
Turbidity, Field	NTU	16.36	12.39	22.1	49.35
Appendix III Constituents					
Boron, Total	ug/L	36400	303	59300	255
Calcium, Total	ug/L	379000	89900	499000	92400
Chloride	mg/L	132	113	519	117
Fluoride	mg/L	0.39	0.28	0.24	0.26
Sulfate	mg/L	1370	66.7	3330	64.4
Total Dissolved Solids	mg/L	2560	502	4600	529
pH at 25 Degrees C	Std. Units	7.5	7.8	7.6	7.8
Appendix IV Constituents					
Antimony, Total	ug/L	<1	<1	<1	<1
Arsenic, Total	ug/L	2	15.4	123	23.3
Barium, Total	ug/L	33.5	312	58.8	363
Beryllium, Total	ug/L	<0.2	<0.2	<0.2	<0.2
Cadmium, Total	ug/L	<2	<2	<2	<2
Chromium, Total	ug/L	<10	<10	<10	<10
Cobalt, Total	ug/L	<1	<1	<1	<1
Lead, Total	ug/L	<10	<10	<10	<10
Lithium, Total	ug/L	508	<20	960	<20
Mercury	ug/L	<0.2	<0.2	<0.2	<0.2
Molybdenum, Total	ug/L	128	<10	216	<10
Molybdenum, Dissolved	ug/L	123	<10	217	<10
Radium-226	pCi/L	<0.09	1.35	0.342	0.586
Radium-228	pCi/L	1	0.511	1.26	0.746
Selenium, Total	ug/L	<1	<1	<1	<1
Thallium, Total	ug/L	<1	<1	<1	<1
Total Radium	pCi/L	1.09	1.86	1.6	1.33
Geochemical Constituents					
Alkalinity, Total as CaCO3	mg/L	259	263	221	269
Alkalinity,Bicarbonate (CaCO3)	mg/L	259	248	221	258
Alkalinity,Carbonate (CaCO3)	mg/L	<10	14.8	<10	10.8
Aluminum, Total	ug/L	<200	<200	200	<200
Dissolved Organic Carbon	mg/L	2	2.3	<4	2.2
Iron, Total	ug/L	7280	2170	3030	5190
Iron, Ferrous	mg/L	0.67	<0.2	<0.2	<0.2
Iron, Dissolved	ug/L	6670	1900	2600	3430
Magnesium, Total	ug/L	138000	25100	224000	25200
Manganese, Total	ug/L	456	208	406	171
Manganese, Dissolved	ug/L	417	195	378	159
Nitrogen, Nitrate	mg/L	<0.1	<0.1	<0.1	<0.1
Nitrogen, Nitrite	mg/L	<0.1	<0.1	<0.1	<0.1
Phosphate as PO4	mg/L	<0.15	0.45	0.78	0.7
Potassium, Total	ug/L	35700	3530	70100	3620
Silica, Total	ug/L	14400	13800	12200	14900
Sodium, Total	ug/L	197000	65200	500000	67400
Sulfide	mg/L	<0.1	<0.1	<0.1	<0.1
Total Organic Carbon	mg/L	1.9	1.9	<4	1.9

Notes:

ft MSL: Elevation, feet mean sea level

°C: Degrees celcius

uS/cm: microsiemen per centimeter

umhos/cm: micromhos per centimeter

NA: Not analyzed

NM: Not Measured

NS: Not Sampled

mV: millivolt

Std. Units: standard units

mg/L: milligram per liter

ug/L: microgram per liter

pCi/L: picoCurie per liter

Static water elevation listed for a well may have been collected on a date different than date of well sampling.

Table 8
Summary of Monitoring Results - May 2023
Multiunit Ash Pond System
AES Indiana
Harding Street Generating Station
Indianapolis, Indiana
Atlas Project No. 170LF01501

Well ID	Units	MW-15S	MW-15I	MW-15D	MW-16S
Sample Date		5/18/2023	5/18/2023	5/18/2023	5/22/2023
Pace Lab ID		50345278008	50345278009	50345278010	50345528001
Static Water Elevation		666.68	667.17	667.06	658.77
Field Parameters					
Temperature, Field	Degrees C	12.95	14.07	14.52	15.18
Dissolved Oxygen, Field	mg/L	9.12	0.03	0.15	0
Conductivity, Field	uS/cm	585.23	566.48	591.97	1,081.6
ORP, Field	mV	57.4	33.4	-53.3	66.3
pH, Field	S.U.	7.63	7.51	7.54	7.14
Turbidity, Field	NTU	3.16	0	1.11	28.95
Appendix III Constituents					
Boron, Total	ug/L	260	148	190	747
Calcium, Total	ug/L	101000	107000	102000	105000
Chloride	mg/L	30.9	18.5	26.5	162
Fluoride	mg/L	0.11	0.11	0.1	0.38
Sulfate	mg/L	45.9	52.9	65.5	104
Total Dissolved Solids	mg/L	425	428	1400	708
pH at 25 Degrees C	Std. Units	7.7	7.5	7.5	7.5
Appendix IV Constituents					
Antimony, Total	ug/L	<1	<1	<1	<1
Arsenic, Total	ug/L	<1	<1	1.5	<1
Barium, Total	ug/L	48.6	65.2	75	47.8
Beryllium, Total	ug/L	<0.2	<0.2	<0.2	<0.2
Cadmium, Total	ug/L	<2	<2	<2	<2
Chromium, Total	ug/L	<10	<10	<10	<10
Cobalt, Total	ug/L	<1	<1	<1	1.4
Lead, Total	ug/L	<10	<10	<10	<10
Lithium, Total	ug/L	<20	<20	<20	30.7
Mercury	ug/L	<0.2	<0.2	<0.2	<0.2
Molybdenum, Total	ug/L	<10	<10	<10	155
Molybdenum, Dissolved	ug/L	<10	<10	<10	160
Radium-226	pCi/L	<0.144	0.398	0.61	<0.239
Radium-228	pCi/L	<0.296	0.647	0.856	<0.282
Selenium, Total	ug/L	1.3	<1	<1	<1
Thallium, Total	ug/L	<1	<1	<1	<1
Total Radium	pCi/L	<0.44	1.05	1.47	<0.521
Geochemical Constituents					
Alkalinity, Total as CaCO3	mg/L	278	326	335	295
Alkalinity,Bicarbonate (CaCO3)	mg/L	278	326	335	295
Alkalinity,Carbonate (CaCO3)	mg/L	<10	<10	<10	<10
Aluminum, Total	ug/L	<200	<200	<200	<200
Dissolved Organic Carbon	mg/L	1.3	<1	1.2	2.3
Iron, Total	ug/L	<100	<100	1380	203
Iron, Ferrous	mg/L	<0.2	<0.2	<0.2	<0.2
Iron, Dissolved	ug/L	<100	<100	1100	<100
Magnesium, Total	ug/L	27800	30300	32000	24600
Manganese, Total	ug/L	<10	11.7	120	506
Manganese, Dissolved	ug/L	<10	10.4	113	487
Nitrogen, Nitrate	mg/L	14	2.6	<0.1	<0.1
Nitrogen, Nitrite	mg/L	<0.5	<0.1	<0.1	<0.1
Phosphate as PO4	mg/L	<0.15	<0.15	<0.15	0.16
Potassium, Total	ug/L	1630	1340	2060	7290
Silica, Total	ug/L	11700	13200	12800	15600
Sodium, Total	ug/L	24400	10100	20900	124000
Sulfide	mg/L	<0.1	<0.1	<0.1	<0.1
Total Organic Carbon	mg/L	<1	<1	<1	2.4

Notes:

ft MSL: Elevation, feet mean sea level

°C: Degrees celcius

uS/cm: microsiemen per centimeter

umhos/cm: micromhos per centimeter

NA: Not analyzed

NM: Not Measured

NS: Not Sampled

mV: millivolt

Std. Units: standard units

mg/L: milligram per liter

ug/L: microgram per liter

pCi/L: picoCurie per liter

Static water elevation listed for a well may have been collected on a date different than date of well sampling.

Table 8
Summary of Monitoring Results - May 2023
Multiunit Ash Pond System
AES Indiana
Harding Street Generating Station
Indianapolis, Indiana
Atlas Project No. 170LF01501

Well ID	Units	MW-16D	MW-17S	MW-17I	MW-17IL
Sample Date		5/22/2023	5/22/2023	5/22/2023	5/22/2023
Pace Lab ID		50345528002	50345528003	50345528004	50345528005
Static Water Elevation		657.87	656.41	651.23	624.90
Field Parameters					
Temperature, Field	Degrees C	16.08	13.18	15.22	16.16
Dissolved Oxygen, Field	mg/L	0	6.56	0	0.09
Conductivity, Field	uS/cm	1,243.4	669.67	749.72	711.71
ORP, Field	mV	-153.6	146.9	-112.1	-107.6
pH, Field	S.U.	7.81	7.28	7.78	7.72
Turbidity, Field	NTU	11.52	11.07	23.6	1.12
Appendix III Constituents					
Boron, Total	ug/L	1560	1120	155	172
Calcium, Total	ug/L	214000	99800	90900	86900
Chloride	mg/L	168	47.2	127	112
Fluoride	mg/L	0.48	0.25	0.27	0.26
Sulfate	mg/L	466	77.4	78.9	61.7
Total Dissolved Solids	mg/L	1150	460	552	533
pH at 25 Degrees C	Std. Units	7.5	7.8	7.6	7.6
Appendix IV Constituents					
Antimony, Total	ug/L	<1	<1	<1	<1
Arsenic, Total	ug/L	34.1	<1	2.8	3.2
Barium, Total	ug/L	248	73.5	171	209
Beryllium, Total	ug/L	<0.2	<0.2	<0.2	<0.2
Cadmium, Total	ug/L	<2	<2	<2	<2
Chromium, Total	ug/L	<10	<10	<10	<10
Cobalt, Total	ug/L	<1	<1	<1	<1
Lead, Total	ug/L	<10	<10	<10	<10
Lithium, Total	ug/L	<20	<20	<20	<20
Mercury	ug/L	<0.2	<0.2	<0.2	<0.2
Molybdenum, Total	ug/L	13.3	<10	<10	<10
Molybdenum, Dissolved	ug/L	13.5	<10	<10	<10
Radium-226	pCi/L	<0.0617	<0.246	0.525	2.02
Radium-228	pCi/L	1.07	0.546	0.627	0.904
Selenium, Total	ug/L	<1	9.1	<1	<1
Thallium, Total	ug/L	<1	<1	<1	<1
Total Radium	pCi/L	1.13	<0.792	1.15	2.92
Geochemical Constituents					
Alkalinity, Total as CaCO3	mg/L	280	243	258	264
Alkalinity,Bicarbonate (CaCO3)	mg/L	280	243	258	264
Alkalinity,Carbonate (CaCO3)	mg/L	<10	<10	<10	<10
Aluminum, Total	ug/L	<200	<200	<200	<200
Dissolved Organic Carbon	mg/L	4.6	2.2	2	2.2
Iron, Total	ug/L	11400	<100	2130	2150
Iron, Ferrous	mg/L	0.26	<0.2	<0.2	<0.2
Iron, Dissolved	ug/L	11500	<100	2050	2140
Magnesium, Total	ug/L	68900	20800	25100	22500
Manganese, Total	ug/L	2720	<10	295	276
Manganese, Dissolved	ug/L	2730	<10	298	274
Nitrogen, Nitrate	mg/L	<0.1	2.4	<0.1	<0.1
Nitrogen, Nitrite	mg/L	<0.1	<0.1	<0.1	<0.1
Phosphate as PO4	mg/L	1.1	<0.15	<0.15	<0.15
Potassium, Total	ug/L	3670	3130	5880	6360
Silica, Total	ug/L	12500	10400	8750	9340
Sodium, Total	ug/L	54600	30100	74700	72300
Sulfide	mg/L	<0.1	<0.1	<0.1	<0.1
Total Organic Carbon	mg/L	4.8	2.0	2.1	2.2

Notes:

ft MSL: Elevation, feet mean sea level

°C: Degrees celcius

uS/cm: microsiemen per centimeter

umhos/cm: micromhos per centimeter

NA: Not analyzed

NM: Not Measured

NS: Not Sampled

mV: millivolt

Std. Units: standard units

mg/L: milligram per liter

ug/L: microgram per liter

pCi/L: picoCurie per liter

Static water elevation listed for a well may have been collected on a date different than date of well sampling.

Table 8
Summary of Monitoring Results - May 2023
Multiunit Ash Pond System
AES Indiana
Harding Street Generating Station
Indianapolis, Indiana
Atlas Project No. 170LF01501

Well ID	Units	MW-17D	M-4	PZ-100S	PZ-100D
Sample Date		5/19/2023	5/24/2023	5/11/2023	5/11/2023
Pace Lab ID		50345389001	50345841001	50344606006	50344606007
Static Water Elevation		623.94	656.33	650.54	633.49
Field Parameters					
Temperature, Field	Degrees C	17.3	18.36	16.05	16.81
Dissolved Oxygen, Field	mg/L	0.29	0.02	0.95	0.23
Conductivity, Field	uS/cm	675.1	1,912.2	1,828.8	1,693.0
ORP, Field	mV	-113.2	-141.2	-28.4	-151.3
pH, Field	S.U.	7.71	7.39	7.22	7.62
Turbidity, Field	NTU	19.62	3	5.1	3.14
Appendix III Constituents					
Boron, Total	ug/L	180	30500	1680	6730
Calcium, Total	ug/L	76200	342000	176000	229000
Chloride	mg/L	95.2	109	217	171
Fluoride	mg/L	0.27	0.21	1.6	0.6
Sulfate	mg/L	59	1020	454	609
Total Dissolved Solids	mg/L	469	1820	1280	1400
pH at 25 Degrees C	Std. Units	7.6	7.6	7.7	8.1
Appendix IV Constituents					
Antimony, Total	ug/L	<1	<1	<1	<1
Arsenic, Total	ug/L	3.5	800	1.9	126
Barium, Total	ug/L	190	152	25.6	56.1
Beryllium, Total	ug/L	<0.2	<0.2	<0.2	<0.2
Cadmium, Total	ug/L	<2	<2	<2	<2
Chromium, Total	ug/L	<10	<10	<10	<10
Cobalt, Total	ug/L	<1	<1	<1	<1
Lead, Total	ug/L	<10	<10	<10	<10
Lithium, Total	ug/L	<20	285	45.8	69.9
Mercury	ug/L	<0.2	<0.2	<0.2	<0.2
Molybdenum, Total	ug/L	<10	303	108	126
Molybdenum, Dissolved	ug/L	<10	297	115	133
Radium-226	pCi/L	1.43	1.4	<0.273	0.749
Radium-228	pCi/L	<0.0115	2.47	0.904	0.628
Selenium, Total	ug/L	<1	<1	<1	<1
Thallium, Total	ug/L	<1	<1	<1	<1
Total Radium	pCi/L	1.44	3.87	1.18	1.38
Geochemical Constituents					
Alkalinity, Total as CaCO3	mg/L	244	233	321	254
Alkalinity,Bicarbonate (CaCO3)	mg/L	244	233	321	254
Alkalinity,Carbonate (CaCO3)	mg/L	<10	<10	<10	<10
Aluminum, Total	ug/L	<200	<200	<200	<200
Dissolved Organic Carbon	mg/L	1.9	3.4	<4	<4
Iron, Total	ug/L	2280	6280	1440	3090
Iron, Ferrous	mg/L	0.23	<0.2	1.2	<0.2
Iron, Dissolved	ug/L	2020	6060	1450	3120
Magnesium, Total	ug/L	20500	57200	55400	59500
Manganese, Total	ug/L	275	1030	339	211
Manganese, Dissolved	ug/L	274	1080	342	211
Nitrogen, Nitrate	mg/L	<0.1	<0.1	<0.1	0.16
Nitrogen, Nitrite	mg/L	<0.1	<0.1	<0.1	<0.1
Phosphate as PO4	mg/L	0.25	2.2	<0.15	0.52
Potassium, Total	ug/L	5900	22100	9680	11500
Silica, Total	ug/L	9930	13200	14900	11900
Sodium, Total	ug/L	72000	126000	176000	146000
Sulfide	mg/L	<0.1	<0.1	<0.1	<0.1
Total Organic Carbon	mg/L	2.1	3.2	<4	<4

Notes:

ft MSL: Elevation, feet mean sea level

°C: Degrees celcius

uS/cm: microsiemen per centimeter

umhos/cm: micromhos per centimeter

NA: Not analyzed

NM: Not Measured

NS: Not Sampled

mV: millivolt

Std. Units: standard units

mg/L: milligram per liter

ug/L: microgram per liter

pCi/L: picoCurie per liter

Static water elevation listed for a well may have been collected on a date different than date of well sampling.

Table 8
Summary of Monitoring Results - May 2023
Multiunit Ash Pond System
AES Indiana
Harding Street Generating Station
Indianapolis, Indiana
Atlas Project No. 170LF01501

Well ID	Units	PZ-101S	PZ-101D	MW-102S	MW-102D
Sample Date		5/16/2023	5/16/2023	5/17/2023	5/17/2023
Pace Lab ID		50345068001	50345068002	50345070004	50345070003
Static Water Elevation		643.23	603.79	620.31	617.50
Field Parameters					
Temperature, Field	Degrees C	15.45	16.17	19.37	16.68
Dissolved Oxygen, Field	mg/L	0.26	0.65	6.65	2.55
Conductivity, Field	uS/cm	1,576.1	1,605.1	1,984.5	2,296.3
ORP, Field	mV	-77.9	-78.9	193.2	-134.5
pH, Field	S.U.	7.07	7.14	7.17	7.6
Turbidity, Field	NTU	0	0	102	4.97
Appendix III Constituents					
Boron, Total	ug/L	4290	4940	5520	21300
Calcium, Total	ug/L	216000	223000	222000	320000
Chloride	mg/L	162	172	#N/A	142
Fluoride	mg/L	0.2	0.25	#N/A	0.18
Sulfate	mg/L	492	463	#N/A	1030
Total Dissolved Solids	mg/L	1230	1290	#N/A	1820
pH at 25 Degrees C	Std. Units	7.4	7.7	#N/A	7.5
Appendix IV Constituents					
Antimony, Total	ug/L	<1	<1	<1	<1
Arsenic, Total	ug/L	15.6	4.5	9.6	46
Barium, Total	ug/L	139	80.3	65.1	50.8
Beryllium, Total	ug/L	<0.2	<0.2	0.23	<0.2
Cadmium, Total	ug/L	<2	<2	<2	<2
Chromium, Total	ug/L	<10	<10	<10	<10
Cobalt, Total	ug/L	<1	<1	2.4	<1
Lead, Total	ug/L	<10	<10	<10	<10
Lithium, Total	ug/L	62.6	75.9	58.2	72
Mercury	ug/L	<0.2	<0.2	<0.2	<0.2
Molybdenum, Total	ug/L	117	173	31.9	564
Molybdenum, Dissolved	ug/L	111	171	27.5	557
Radium-226	pCi/L	<0.312	0.618	#N/A	0.879
Radium-228	pCi/L	1.14	0.596	#N/A	1.01
Selenium, Total	ug/L	<1	<1	<1	<1
Thallium, Total	ug/L	<1	<1	<1	<1
Total Radium	pCi/L	1.45	1.21	#N/A	1.89
Geochemical Constituents					
Alkalinity, Total as CaCO3	mg/L	322	295	#N/A	104
Alkalinity,Bicarbonate (CaCO3)	mg/L	322	295	#N/A	104
Alkalinity,Carbonate (CaCO3)	mg/L	<10	<10	#N/A	<10
Aluminum, Total	ug/L	<200	<200	6970	<200
Dissolved Organic Carbon	mg/L	1.7	1.5	#N/A	2.6
Iron, Total	ug/L	5620	3030	8020	5640
Iron, Ferrous	mg/L	<0.2	<0.2	#N/A	<0.2
Iron, Dissolved	ug/L	6040	3100	<100	5400
Magnesium, Total	ug/L	41300	35300	78000	49300
Manganese, Total	ug/L	637	336	128	522
Manganese, Dissolved	ug/L	657	336	10.3	529
Nitrogen, Nitrate	mg/L	<0.1	<0.1	#N/A	<0.1
Nitrogen, Nitrite	mg/L	<0.1	<0.1	#N/A	<0.1
Phosphate as PO4	mg/L	0.29	0.17	#N/A	0.7
Potassium, Total	ug/L	13600	19600	11400	14300
Silica, Total	ug/L	12700	11800	35300	13600
Sodium, Total	ug/L	117000	140000	148000	162000
Sulfide	mg/L	<0.1	<0.1	#N/A	<0.1
Total Organic Carbon	mg/L	2.0	<4	#N/A	2.0

Notes:

ft MSL: Elevation, feet mean sea level

°C: Degrees celcius

uS/cm: microsiemen per centimeter

umhos/cm: micromhos per centimeter

NA: Not analyzed

NM: Not Measured

NS: Not Sampled

mV: millivolt

Std. Units: standard units

mg/L: milligram per liter

ug/L: microgram per liter

pCi/L: picoCurie per liter

Static water elevation listed for a well may have been collected on a date different than date of well sampling.

Table 8
Summary of Monitoring Results - May 2023
Multiunit Ash Pond System
AES Indiana
Harding Street Generating Station
Indianapolis, Indiana
Atlas Project No. 170LF01501

Well ID	Units	MW-103S	MW-103I	MW-103D	MW-104S
Sample Date		5/15/2023	5/15/2023	5/15/2023	-
Pace Lab ID		50344852001	50344852002	50344852003	-
Static Water Elevation		664.65	612.90	610.17	Dry to pump (<621.80)
Field Parameters					
Temperature, Field	Degrees C	14.26	13.98	19.03	
Dissolved Oxygen, Field	mg/L	0.07	0.42	1.41	
Conductivity, Field	uS/cm	1,462.3	927.08	860.73	
ORP, Field	mV	-47.8	-61.5	-101.9	
pH, Field	S.U.	7.06	7.66	7.83	
Turbidity, Field	NTU	2.55	2.69	1.45	
Appendix III Constituents					
Boron, Total	ug/L	871	334	338	
Calcium, Total	ug/L	283000	96800	88900	
Chloride	mg/L	74.3	220	205	
Fluoride	mg/L	<0.1	0.21	0.16	
Sulfate	mg/L	430	51.1	45.5	
Total Dissolved Solids	mg/L	1340	648	601	
pH at 25 Degrees C	Std. Units	7.1	7.4	7.6	
Appendix IV Constituents					
Antimony, Total	ug/L	<1	<1	<1	
Arsenic, Total	ug/L	20.3	<1	<1	
Barium, Total	ug/L	68	244	370	
Beryllium, Total	ug/L	<0.2	<0.2	<0.2	
Cadmium, Total	ug/L	<2	<2	<2	
Chromium, Total	ug/L	<10	<10	<10	
Cobalt, Total	ug/L	2	<1	<1	
Lead, Total	ug/L	<10	<10	<10	
Lithium, Total	ug/L	<20	<20	<20	
Mercury	ug/L	<0.2	<0.2	<0.2	
Molybdenum, Total	ug/L	23.2	<10	<10	
Molybdenum, Dissolved	ug/L	22.6	<10	<10	
Radium-226	pCi/L	<0.203	2.03	0.354	
Radium-228	pCi/L	0.765	1.09	0.805	
Selenium, Total	ug/L	<1	<1	<1	
Thallium, Total	ug/L	<1	<1	<1	
Total Radium	pCi/L	0.968	3.12	1.16	
Geochemical Constituents					
Alkalinity, Total as CaCO3	mg/L	624	280	259	
Alkalinity,Bicarbonate (CaCO3)	mg/L	624	280	259	
Alkalinity,Carbonate (CaCO3)	mg/L	<10	<10	<10	
Aluminum, Total	ug/L	<200	<200	<200	
Dissolved Organic Carbon	mg/L	6	3.9	4.1	
Iron, Total	ug/L	16200	1710	2070	
Iron, Ferrous	mg/L	1.3	<0.2	<0.2	
Iron, Dissolved	ug/L	16100	1760	2060	
Magnesium, Total	ug/L	81900	29600	30200	
Manganese, Total	ug/L	302	344	129	
Manganese, Dissolved	ug/L	294	347	129	
Nitrogen, Nitrate	mg/L	<0.1	<0.1	<0.1	
Nitrogen, Nitrite	mg/L	<0.1	<0.1	<0.1	
Phosphate as PO4	mg/L	<0.15	<0.15	<0.15	
Potassium, Total	ug/L	2340	8270	6210	
Silica, Total	ug/L	25500	10300	13100	
Sodium, Total	ug/L	50300	99400	88100	
Sulfide	mg/L	<0.1	<0.1	<0.1	
Total Organic Carbon	mg/L	6.2	<4	3.0	

DRY

Notes:

ft MSL: Elevation, feet mean sea level

°C: Degrees celcius

uS/cm: microsiemen per centimeter

umhos/cm: micromhos per centimeter

NA: Not analyzed

NM: Not Measured

NS: Not Sampled

mV: millivolt

Std. Units: standard units

mg/L: milligram per liter

ug/L: microgram per liter

pCi/L: picoCurie per liter

Static water elevation listed for a well may have been collected on a date different than date of well sampling.

Table 8
Summary of Monitoring Results - May 2023
Multiunit Ash Pond System
AES Indiana
Harding Street Generating Station
Indianapolis, Indiana
Atlas Project No. 170LF01501

Well ID	Units	MW-104D	MW-105S	MW-105I	MW-105D
Sample Date		5/16/2023	5/17/2023	5/17/2023	5/17/2023
Pace Lab ID		50344998001	50345075003	50345075002	50345075001
Static Water Elevation		588.91	634.97	608.23	614.71
Field Parameters					
Temperature, Field	Degrees C	15.16	14.97	14.3	14.27
Dissolved Oxygen, Field	mg/L	3.22	0.59	0.04	0.05
Conductivity, Field	uS/cm	1,542.8	2753.3	950.75	1019.9
ORP, Field	mV	16.7	-96.7	-129.7	-98
pH, Field	S.U.	6.85	6.89	7.22	7.02
Turbidity, Field	NTU	19.03	1.79	43.35	7.98
Appendix III Constituents					
Boron, Total	ug/L	2910	24400	359	1160
Calcium, Total	ug/L	245000	374000	95000	97100
Chloride	mg/L	185	124	116	100
Fluoride	mg/L	0.12	0.3	0.19	0.26
Sulfate	mg/L	464	982	281	103
Total Dissolved Solids	mg/L	1380	2060	507	550
pH at 25 Degrees C	Std. Units	7.2	7.2	7.7	7.8
Appendix IV Constituents					
Antimony, Total	ug/L	<1	<1	<1	<1
Arsenic, Total	ug/L	1.5	5.8	1.1	15.7
Barium, Total	ug/L	56.8	34.4	300	345
Beryllium, Total	ug/L	<0.2	<0.2	<0.2	<0.2
Cadmium, Total	ug/L	<2	<2	<2	<2
Chromium, Total	ug/L	<10	<10	<10	<10
Cobalt, Total	ug/L	<1	<1	<1	<1
Lead, Total	ug/L	<10	<10	<10	<10
Lithium, Total	ug/L	44	362	<20	<20
Mercury	ug/L	<0.2	<0.2	<0.2	<0.2
Molybdenum, Total	ug/L	11.2	75.4	<10	17.8
Molybdenum, Dissolved	ug/L	10.7	76.4	<10	15.2
Radium-226	pCi/L	0.741	<0.0823	0.843	0.557
Radium-228	pCi/L	1.21	1.73	0.662	0.758
Selenium, Total	ug/L	1.2	<1	<1	<1
Thallium, Total	ug/L	<1	<1	<1	<1
Total Radium	pCi/L	1.95	1.81	1.51	1.32
Geochemical Constituents					
Alkalinity, Total as CaCO3	mg/L	758	259	288	270
Alkalinity,Bicarbonate (CaCO3)	mg/L	758	259	288	270
Alkalinity,Carbonate (CaCO3)	mg/L	<10	<10	<10	<10
Aluminum, Total	ug/L	<200	<200	<200	<200
Dissolved Organic Carbon	mg/L	1.6	3.6	1.9	1.7
Iron, Total	ug/L	1940	8890	5580	17600
Iron, Ferrous	mg/L	<0.2	0.63	<0.2	<0.2
Iron, Dissolved	ug/L	1300	9200	4310	2800
Magnesium, Total	ug/L	64500	91600	23400	23900
Manganese, Total	ug/L	604	202	124	125
Manganese, Dissolved	ug/L	492	207	125	118
Nitrogen, Nitrate	mg/L	0.13	<0.1	<0.1	<0.1
Nitrogen, Nitrite	mg/L	<0.1	<0.1	<0.1	<0.1
Phosphate as PO4	mg/L	<0.15	0.21	0.48	0.34
Potassium, Total	ug/L	11500	20900	5650	5800
Silica, Total	ug/L	11500	16400	12300	13900
Sodium, Total	ug/L	124000	147000	69300	71600
Sulfide	mg/L	<0.1	<0.1	<0.1	<0.1
Total Organic Carbon	mg/L	<4	1.6	2.0	1.9

Notes:

ft MSL: Elevation, feet mean sea level

°C: Degrees celcius

uS/cm: microsiemen per centimeter

umhos/cm: micromhos per centimeter

NA: Not analyzed

NM: Not Measured

NS: Not Sampled

mV: millivolt

Std. Units: standard units

mg/L: milligram per liter

ug/L: microgram per liter

pCi/L: picoCurie per liter

Static water elevation listed for a well may have been collected on a date different than date of well sampling.

Table 8
Summary of Monitoring Results - May 2023
Multiunit Ash Pond System
AES Indiana
Harding Street Generating Station
Indianapolis, Indiana
Atlas Project No. 170LF01501

Well ID	Units	MW-106S	MW-106I	MW-106D	MW-107S
Sample Date		5/11/2023	5/11/2023	5/11/2023	5/16/2023
Pace Lab ID		50344606003	50344606004	50344606005	50344928003
Static Water Elevation		637.95	610.17	608.53	652.32
Field Parameters					
Temperature, Field	Degrees C	14.51	16.64	15.98	12
Dissolved Oxygen, Field	mg/L	0	0	0.56	0
Conductivity, Field	uS/cm	1,504.8	2,539.0	2,784.1	2,727.3
ORP, Field	mV	26.2	-69.4	-45.7	-33.7
pH, Field	S.U.	7.22	7.36	7.33	7.45
Turbidity, Field	NTU	9.0	16.87	1.41	10.11
Appendix III Constituents					
Boron, Total	ug/L	332	11900	12200	5860
Calcium, Total	ug/L	180000	229000	250000	215000
Chloride	mg/L	35.5	206	249	239
Fluoride	mg/L	0.46	0.34	0.3	0.67
Sulfate	mg/L	470	589	685	672
Total Dissolved Solids	mg/L	890	1430	1540	1630
pH at 25 Degrees C	Std. Units	7.5	7.4	7.5	7.4
Appendix IV Constituents					
Antimony, Total	ug/L	<1	<1	<1	<1
Arsenic, Total	ug/L	<1	122	161	<1
Barium, Total	ug/L	18.1	61.4	30.6	16.9
Beryllium, Total	ug/L	<0.2	<0.2	<0.2	<0.2
Cadmium, Total	ug/L	<2	<2	<2	<2
Chromium, Total	ug/L	<10	<10	<10	<10
Cobalt, Total	ug/L	<1	<1	<1	<1
Lead, Total	ug/L	<10	<10	<10	<10
Lithium, Total	ug/L	<20	82.5	87.6	68.1
Mercury	ug/L	<0.2	<0.2	<0.2	<0.2
Molybdenum, Total	ug/L	16.4	358	205	63.8
Molybdenum, Dissolved	ug/L	16.9	355	210	61.4
Radium-226	pCi/L	<0	0.861	0.366	0.538
Radium-228	pCi/L	0.839	<0.275	0.457	1.03
Selenium, Total	ug/L	1	<1	<1	<1
Thallium, Total	ug/L	<1	<1	<1	<1
Total Radium	pCi/L	0.839	1.14	0.823	1.57
Geochemical Constituents					
Alkalinity, Total as CaCO3	mg/L	193	243	236	225
Alkalinity,Bicarbonate (CaCO3)	mg/L	193	243	236	225
Alkalinity,Carbonate (CaCO3)	mg/L	<10	<10	<10	<10
Aluminum, Total	ug/L	<200	<200	<200	<200
Dissolved Organic Carbon	mg/L	1.1	<4	<4	<4
Iron, Total	ug/L	251	5570	4090	1800
Iron, Ferrous	mg/L	<0.2	0.44	<0.2	<0.2
Iron, Dissolved	ug/L	<100	5080	3880	1570
Magnesium, Total	ug/L	65700	45600	54100	81200
Manganese, Total	ug/L	577	388	340	411
Manganese, Dissolved	ug/L	523	349	329	381
Nitrogen, Nitrate	mg/L	0.35	<0.1	<0.1	<0.1
Nitrogen, Nitrite	mg/L	<0.1	<0.1	<0.1	<0.1
Phosphate as PO4	mg/L	<0.15	0.87	0.85	<0.15
Potassium, Total	ug/L	5270	15700	13900	11400
Silica, Total	ug/L	7130	14500	14800	11900
Sodium, Total	ug/L	17100	187000	195000	213000
Sulfide	mg/L	<0.1	<0.1	<0.1	<0.1
Total Organic Carbon	mg/L	<1	<4	<4	<4

Notes:

ft MSL: Elevation, feet mean sea level

°C: Degrees celcius

uS/cm: microsiemen per centimeter

umhos/cm: micromhos per centimeter

NA: Not analyzed

NM: Not Measured

NS: Not Sampled

mV: millivolt

Std. Units: standard units

mg/L: milligram per liter

ug/L: microgram per liter

pCi/L: picoCurie per liter

Static water elevation listed for a well may have been collected on a date different than date of well sampling.

Table 8
Summary of Monitoring Results - May 2023
Multiunit Ash Pond System
AES Indiana
Harding Street Generating Station
Indianapolis, Indiana
Atlas Project No. 170LF01501

Well ID	Units	MW-107I	MW-107D	MW-108S	MW-108D
Sample Date		5/16/2023	5/16/2023	5/16/2023	5/16/2023
Pace Lab ID		50344928004	50344928005	50344928001	50344928002
Static Water Elevation		622.27	623.27	Dry to pump	595.71
Field Parameters					
Temperature, Field	Degrees C	14.16	14.04	14.69	14.8
Dissolved Oxygen, Field	mg/L	0.03	1.07	0.03	0.11
Conductivity, Field	uS/cm	2,853.3	2,613.2	1,677.1	1,537.0
ORP, Field	mV	-39.2	-29.9	-82.8	-104.5
pH, Field	S.U.	7.41	7.37	7.41	7.62
Turbidity, Field	NTU	3.4	14.11	3.63	0.14
Appendix III Constituents					
Boron, Total	ug/L	6120	6970	1950	5080
Calcium, Total	ug/L	225000	214000	240000	216000
Chloride	mg/L	265	229	204	224
Fluoride	mg/L	0.47	0.46	0.75	0.48
Sulfate	mg/L	718	635	627	584
Total Dissolved Solids	mg/L	1610	1530	1610	1430
pH at 25 Degrees C	Std. Units	7.4	7.4	7.0	7.3
Appendix IV Constituents					
Antimony, Total	ug/L	<1	<1	<1	<1
Arsenic, Total	ug/L	3.6	3.1	<1	<1
Barium, Total	ug/L	42.5	50.1	30	39.6
Beryllium, Total	ug/L	<0.2	<0.2	<0.2	<0.2
Cadmium, Total	ug/L	<2	<2	<2	<2
Chromium, Total	ug/L	<10	<10	<10	<10
Cobalt, Total	ug/L	<1	<1	<1	<1
Lead, Total	ug/L	<10	<10	<10	<10
Lithium, Total	ug/L	59	60.5	64.8	71.7
Mercury	ug/L	<0.2	<0.2	<0.2	<0.2
Molybdenum, Total	ug/L	55.4	123	106	141
Molybdenum, Dissolved	ug/L	52.4	121	100	139
Radium-226	pCi/L	0.572	0.358	<0.0425	0.153
Radium-228	pCi/L	<0.163	0.365	<0.262	1.1
Selenium, Total	ug/L	<1	<1	<1	<1
Thallium, Total	ug/L	<1	<1	<1	<1
Total Radium	pCi/L	0.735	0.723	<0.305	1.25
Geochemical Constituents					
Alkalinity, Total as CaCO3	mg/L	225	224	313	245
Alkalinity,Bicarbonate (CaCO3)	mg/L	225	224	313	245
Alkalinity,Carbonate (CaCO3)	mg/L	<10	<10	<10	<10
Aluminum, Total	ug/L	<200	<200	<200	<200
Dissolved Organic Carbon	mg/L	<4	<4	<4	<4
Iron, Total	ug/L	4320	4920	4170	5780
Iron, Ferrous	mg/L	<0.2	<0.2	0.22	<0.2
Iron, Dissolved	ug/L	4040	4500	3790	5330
Magnesium, Total	ug/L	80300	64700	93300	65200
Manganese, Total	ug/L	389	344	513	409
Manganese, Dissolved	ug/L	365	327	512	390
Nitrogen, Nitrate	mg/L	<0.1	<0.1	<0.1	<0.1
Nitrogen, Nitrite	mg/L	<0.1	<0.1	<0.1	<0.1
Phosphate as PO4	mg/L	0.15	0.33	0.61	0.32
Potassium, Total	ug/L	10400	11800	13200	12700
Silica, Total	ug/L	13400	13900	14500	14900
Sodium, Total	ug/L	212000	200000	141000	150000
Sulfide	mg/L	<0.1	<0.1	<0.1	<0.1
Total Organic Carbon	mg/L	<4	<4	<4	<4

Notes:

ft MSL: Elevation, feet mean sea level

°C: Degrees celcius

uS/cm: microsiemen per centimeter

umhos/cm: micromhos per centimeter

NA: Not analyzed

NM: Not Measured

NS: Not Sampled

mV: millivolt

Std. Units: standard units

mg/L: milligram per liter

ug/L: microgram per liter

pCi/L: picoCurie per liter

Static water elevation listed for a well may have been collected on a date different than date of well sampling.

Table 8
Summary of Monitoring Results - May 2023
Multiunit Ash Pond System
AES Indiana
Harding Street Generating Station
Indianapolis, Indiana
Atlas Project No. 170LF01501

Well ID	Units	MW-109S	MW-109I	MW-109D	MW-110S
Sample Date		-	5/17/2023	5/17/2023	5/11/2023
Pace Lab ID		-	50345070002	50345070001	50344606001
Static Water Elevation		641.10	640.74	640.58	629.68
Field Parameters					
Temperature, Field	Degrees C		14.7	14.55	15.92
Dissolved Oxygen, Field	mg/L		0	0	0.12
Conductivity, Field	uS/cm		1,230.6	1,092.5	1,348.0
ORP, Field	mV		-47.3	-49.8	-33.6
pH, Field	S.U.		7.32	7.46	7.27
Turbidity, Field	NTU		58.92	21.59	169.19
Appendix III Constituents					
Boron, Total	ug/L		1170	2190	1690
Calcium, Total	ug/L		108000	93700	227000
Chloride	mg/L		94.6	109	98.6
Fluoride	mg/L		0.17	0.16	<0.1
Sulfate	mg/L		119	59.6	457
Total Dissolved Solids	mg/L		595	540	1190
pH at 25 Degrees C	Std. Units		7.6	7.7	6.9
Appendix IV Constituents					
Antimony, Total	ug/L		<1	<1	<1
Arsenic, Total	ug/L		1.9	2	1.8
Barium, Total	ug/L		162	79.6	46.6
Beryllium, Total	ug/L		<0.2	<0.2	<0.2
Cadmium, Total	ug/L		<2	<2	<2
Chromium, Total	ug/L		<10	<10	<10
Cobalt, Total	ug/L		<1	<1	<1
Lead, Total	ug/L		<10	<10	<10
Lithium, Total	ug/L		<20	<20	21
Mercury	ug/L		<0.2	<0.2	<0.2
Molybdenum, Total	ug/L	DRY	<10	<10	11.2
Molybdenum, Dissolved	ug/L		<10	<10	11.8
Radium-226	pCi/L		<0.0802	1.89	0.726
Radium-228	pCi/L		<0.231	<0.218	1.05
Selenium, Total	ug/L		<1	<1	<1
Thallium, Total	ug/L		<1	<1	<1
Total Radium	pCi/L		<0.311	2.11	1.78
Geochemical Constituents					
Alkalinity, Total as CaCO3	mg/L		304	270	387
Alkalinity,Bicarbonate (CaCO3)	mg/L		304	270	387
Alkalinity,Carbonate (CaCO3)	mg/L		<10	<10	<10
Aluminum, Total	ug/L		<200	<200	<200
Dissolved Organic Carbon	mg/L		2.4	1.4	1.7
Iron, Total	ug/L		2540	2200	6270
Iron, Ferrous	mg/L		<0.2	<0.2	0.52
Iron, Dissolved	ug/L		2400	2130	5860
Magnesium, Total	ug/L		30200	24100	59500
Manganese, Total	ug/L		193	77.2	675
Manganese, Dissolved	ug/L		196	77.7	615
Nitrogen, Nitrate	mg/L		<0.1	<0.1	<0.1
Nitrogen, Nitrite	mg/L		<0.1	<0.1	<0.1
Phosphate as PO4	mg/L		<0.15	<0.15	<0.15
Potassium, Total	ug/L		4250	3590	5740
Silica, Total	ug/L		13100	11700	13300
Sodium, Total	ug/L		62900	58400	90700
Sulfide	mg/L		<0.1	<0.1	<0.1
Total Organic Carbon	mg/L		2.1	1.2	1.3

Notes:

ft MSL: Elevation, feet mean sea level

°C: Degrees celcius

uS/cm: microsiemen per centimeter

umhos/cm: micromhos per centimeter

NA: Not analyzed

NM: Not Measured

NS: Not Sampled

mV: millivolt

Std. Units: standard units

mg/L: milligram per liter

ug/L: microgram per liter

pCi/L: picoCurie per liter

Static water elevation listed for a well may have been collected on a date different than date of well sampling.

Table 8
 Summary of Monitoring Results - May 2023
 Multiunit Ash Pond System
 AES Indiana
 Harding Street Generating Station
 Indianapolis, Indiana
 Atlas Project No. 170LF01501

Well ID	Units	MW-110I	MW-110D
Sample Date		-	5/11/2023
Pace Lab ID		-	50344606002
Static Water Elevation		603.04	581.50
Field Parameters			
Temperature, Field	Degrees C		20.48
Dissolved Oxygen, Field	mg/L		7.26
Conductivity, Field	uS/cm		1,180.3
ORP, Field	mV		-102.9
pH, Field	S.U.		7.84
Turbidity, Field	NTU		126.31
Appendix III Constituents			
Boron, Total	ug/L		4310
Calcium, Total	ug/L		157000
Chloride	mg/L		133
Fluoride	mg/L		0.23
Sulfate	mg/L		352
Total Dissolved Solids	mg/L		960
pH at 25 Degrees C	Std. Units		7.4
Appendix IV Constituents			
Antimony, Total	ug/L		<1
Arsenic, Total	ug/L		1.1
Barium, Total	ug/L		56.6
Beryllium, Total	ug/L		<0.2
Cadmium, Total	ug/L		<2
Chromium, Total	ug/L		<10
Cobalt, Total	ug/L		<1
Lead, Total	ug/L		<10
Lithium, Total	ug/L		55.9
Mercury	ug/L		<0.2
Molybdenum, Total	ug/L	DRY	141
Molybdenum, Dissolved	ug/L		145
Radium-226	pCi/L		<0.442
Radium-228	pCi/L		0.77
Selenium, Total	ug/L		<1
Thallium, Total	ug/L		<1
Total Radium	pCi/L		1.21
Geochemical Constituents			
Alkalinity, Total as CaCO3	mg/L		251
Alkalinity,Bicarbonate (CaCO3)	mg/L		251
Alkalinity,Carbonate (CaCO3)	mg/L		<10
Aluminum, Total	ug/L		<200
Dissolved Organic Carbon	mg/L		<4
Iron, Total	ug/L		2970
Iron, Ferrous	mg/L		<0.2
Iron, Dissolved	ug/L		2780
Magnesium, Total	ug/L		45400
Manganese, Total	ug/L		276
Manganese, Dissolved	ug/L		261
Nitrogen, Nitrate	mg/L		<0.1
Nitrogen, Nitrite	mg/L		<0.1
Phosphate as PO4	mg/L		<0.15
Potassium, Total	ug/L		8630
Silica, Total	ug/L		12200
Sodium, Total	ug/L		113000
Sulfide	mg/L		<0.1
Total Organic Carbon	mg/L		1.4

Notes:

ft MSL: Elevation, feet mean sea level

°C: Degrees celcius

uS/cm: microsiemen per centimeter

umhos/cm: micromhos per centimeter

NA: Not analyzed

NM: Not Measured

NS: Not Sampled

mV: millivolt

Std. Units: standard units

mg/L: milligram per liter

ug/L: microgram per liter

pCi/L: picoCurie per liter

Static water elevation listed for a well may have been collected on a date different than date of well sampling.

Table 9
Summary of Monitoring Results - June 2023
Multiunit Ash Pond System
AES Indiana
Harding Street Generating Station
Indianapolis, Indiana
Atlas Project No. 170LF01501

Well ID	Units	MW-18S	MW-18I	MW-18D
Sample Date		6/22/2023	6/21/2023	6/21/2023
Pace Lab ID		50347879001	50347831002	50347831001
Static Water Elevation		622.28	622.30	622.31
Field Parameters				
Temperature, Field	Degrees C	19.17	18.38	20.56
Dissolved Oxygen, Field	mg/L	0.02	0.02	0.02
Conductivity, Field	uS/cm	716.65	785.55	921.62
ORP, Field	mV	-110.90	-141.40	-118.10
pH, Field	S.U.	6.40	6.56	6.25
Turbidity, Field	NTU	7.77	11.97	266.09
Appendix III Constituents				
Boron, Total	ug/L	241	356	767
Calcium, Total	ug/L	80500	87700	132000
Chloride	mg/L	144.00	170.00	120.00
Fluoride	mg/L	0.20	0.15	<0.1
Sulfate	mg/L	67	61	65
Total Dissolved Solids	mg/L	569	640	776
pH at 25 Degrees C	Std. Units	7.90	7.80	7.40
Appendix IV Constituents				
Antimony, Total	ug/L	<1	<1	<1
Arsenic, Total	ug/L	2.2	2.5	17.1
Barium, Total	ug/L	248	430	519
Beryllium, Total	ug/L	<0.2	<0.2	<0.2
Cadmium, Total	ug/L	<2	<2	<2
Chromium, Total	ug/L	<10	<10	<10
Cobalt, Total	ug/L	<1	<1	<1
Lead, Total	ug/L	<10	<10	<10
Lithium, Total	ug/L	<20	<20	<20
Mercury	ug/L	<0.2	<0.2	<0.2
Molybdenum, Total	ug/L	<10	<10	<10
Molybdenum, Dissolved	ug/L	<10	<10	<10
Radium-226	pCi/L	2.17	2.13	0.941
Radium-228	pCi/L	1.45	0.906	1.13
Selenium, Total	ug/L	<1	<1	<1
Thallium, Total	ug/L	<1	<1	<1
Total Radium	pCi/L	3.62	3.04	2.07
Geochemical Constituents				
Alkalinity, Total as CaCO3	mg/L	250	272	445
Alkalinity,Bicarbonate (CaCO3)	mg/L	250	272	445
Alkalinity,Carbonate (CaCO3)	mg/L	<10	<10	<10
Aluminum, Total	ug/L	<200	<200	<200
Dissolved Organic Carbon	mg/L	3.50	3.30	5.20
Iron, Total	ug/L	2290	2940	6310
Iron, Ferrous	mg/L	0.54	0.41	0.85
Iron, Dissolved	ug/L	2170	2760	6210
Magnesium, Total	ug/L	24700	28100	37000
Manganese, Total	ug/L	237	119	63
Manganese, Dissolved	ug/L	238	122	65
Nitrogen, Nitrate	mg/L	<0.1	<0.1	<0.1
Nitrogen, Nitrite	mg/L	<0.1	<0.1	<0.1
Phosphate as P04	mg/L	0.20	<0.15	<0.15
Potassium, Total	ug/L	7760	9290	5460
Silica, Total	ug/L	10700	12900	15900
Sodium, Total	ug/L	96800	89500	92100
Sulfide	mg/L	<0.1	<0.1	<0.1
Total Organic Carbon	mg/L	3.0	3.0	4.2

Notes:
ft MSL: Elevation, feet mean sea level
°C: Degrees celcius
uS/cm: microsiemen per centimeter
umhos/cm: micromhos per centimeter
NA: Not analyzed
NM: Not Measured
NS: Not Sampled
mV: millivolt
Std. Units: standard units
mg/L: milligram per liter
ug/L: microgram per liter
pCi/L: picoCurie per liter
Static water elevation listed for a well may have been collected on a date different than date of well sampling.

Table 10
Soil Analytical Results - June 2023
Multiunit Ash Pond System
AES Indiana
Harding Street Generating Station
Indianapolis, Indiana
Atlas Project No. 170LF01501

Well ID	Units	MW-18S (44-46)	MW-18I (70-72)	MW-18D (92-94)
Sample Date		5/18/2023	5/18/2023	5/18/2023
Pace Lab ID		50348287003	50348287002	50348287001
Arsenic, Total	mg/kg	8.3	4.7	6.9
Iron, Total	mg/kg	5800	8930	6300
Lithium, Total	mg/kg	6.9	10.3	6.1
Manganese, Total	mg/kg	284	342	323
Mean Total Organic Carbon	mg/kg	15700	30400	6990
Molybdenum, Total	mg/kg	1.4	1.8	1.3
Percent Moisture	%	6.1	9.1	10.5
RSD%	%	50.6	23.3	53.9
Total Organic Carbon	mg/kg	26600	29500	12300
Total Organic Carbon	mg/kg	26600	29500	12300
Total Organic Carbon	mg/kg	26600	29500	12300
Total Organic Carbon	mg/kg	26600	29500	12300
pH at 25 Degrees C	Std. Units	8.3	8.3	7.8

Notes:

Std. Units: standard units

mg/kg: milligram per kilogram

Table 11
Summary of Monitoring Results - July-August 2023
Multiunit Ash Pond System
AES Indiana
Harding Street Generating Station
Indianapolis, Indiana
Atlas Project No. 170LF01501

Well ID	Units	MW-2IL	MW-2D1	MW-5D	MW-6I
Sample Date		7/31/2023	8/1/2023	7/26/2023	7/26/2023
Pace Lab ID		50350545001	50350643001	50350205001	50350205005
Static Water Elevation		661.08	662.54	639.69	659.15
Field Parameters					
Temperature, Field	Degrees C	17.87	20.51	16.74	17.81
Dissolved Oxygen, Field	mg/L	0.05	1.32	0.10	0.09
Conductivity, Field	uS/cm	602.61	1,065.7	812.01	1589.80
ORP, Field	mV	-164.60	-93.90	-143.80	-155.30
pH, Field	S.U.	7.33	7.33	7.32	7.20
Turbidity, Field	NTU	15.68	13.83	18.40	107.26
Appendix III Constituents					
Boron, Total	ug/L	123	369	4500	2890
Calcium, Total	ug/L	72600	161000	187000	186000
Chloride	mg/L	7	67	227	295
Fluoride	mg/L	0.43	0.47	0.62	0.39
Sulfate	mg/L	<0.25	242	467	485
Total Dissolved Solids	mg/L	367	894	1270	1690
pH at 25 Degrees C	Std. Units	7.50	7.80	7.50	6.80
Appendix IV Constituents					
Antimony, Total	ug/L	<1	<1	<1	<1
Arsenic, Total	ug/L	8.8	14.3	60.4	9.2
Barium, Total	ug/L	472	479	32.9	33
Beryllium, Total	ug/L	<0.2	<0.2	<0.2	<0.2
Cadmium, Total	ug/L	<2	<2	<2	<2
Chromium, Total	ug/L	<10	<10	<10	<10
Cobalt, Total	ug/L	<1	<1	<1	<1
Lead, Total	ug/L	<10	<10	<10	<10
Lithium, Total	ug/L	<20	<20	69.6	67.1
Mercury	ug/L	<0.2	<0.2	<0.2	<0.2
Molybdenum, Total	ug/L	12.9	<10	183	138
Molybdenum, Dissolved	ug/L	13	<10	181	145
Radium-226	pCi/L	0.841	6.13	0.385	<0.062
Radium-228	pCi/L	0.492	1.36	0.898	2.37
Selenium, Total	ug/L	<1	<1	<1	<1
Thallium, Total	ug/L	<1	<1	<1	<1
Total Radium	pCi/L	1.33	7.49	1.28	2.43
Geochemical Constituents					
Alkalinity, Total as CaCO3	mg/L	361	394	319	290
Alkalinity, Bicarbonate (CaCO3)	mg/L	361	394	319	290
Alkalinity, Carbonate (CaCO3)	mg/L	<10	<10	<10	<10
Aluminum, Total	ug/L	<200	<200	279	1030
Dissolved Organic Carbon	mg/L	3.30	4.30	<4	<4
Iron, Total	ug/L	4420	5870	3330	5010
Iron, Ferrous	mg/L	<0.2	<0.2	<0.2	<0.2
Iron, Dissolved	ug/L	4680	5800	2930	4040
Magnesium, Total	ug/L	27400	53500	53800	75500
Manganese, Total	ug/L	169	161	296	460
Manganese, Dissolved	ug/L	185	162	285	484
Nitrogen, Nitrate	mg/L	<0.1	<0.1	<0.1	<0.1
Nitrogen, Nitrite	mg/L	<0.1	<0.1	<0.1	<0.1
Phosphate as P04	mg/L	0.75	1.40	0.42	0.26
Potassium, Total	ug/L	2080	3150	10300	13900
Silica, Total	ug/L	20900	17000	13500	16300
Sodium, Total	ug/L	19200	31100	140000	207000
Sulfide	mg/L	<0.1	<0.1	<0.1	<0.1
Total Organic Carbon	mg/L	3.30	3.70	<4	<4

Notes:

ft MSL: Elevation, feet mean sea level

°C: Degrees celcius

uS/cm: microsiemen per centimeter

umhos/cm: micromhos per centimeter

NA: Not analyzed

NM: Not Measured

NS: Not Sampled

mV: millivolt

Std. Units: standard units

mg/L: milligram per liter

ug/L: microgram per liter

pCi/L: picoCurie per liter

Static water elevation listed for a well may have been collected on a date different than date of well sampling.

Table 11
Summary of Monitoring Results - July-August 2023
Multiunit Ash Pond System
AES Indiana
Harding Street Generating Station
Indianapolis, Indiana
Atlas Project No. 170LF01501

Well ID	Units	MW-6D	MW-7D1	MW-8D	MW-12D1
Sample Date		7/27/2023	7/27/2023	8/1/2023	7/26/2023
Pace Lab ID		50350297001	50350297002	50350643002	50350205002
Static Water Elevation		628.94	626.37	651.08	634.42
Field Parameters					
Temperature, Field	Degrees C	18.83	18.23	14.30	18.12
Dissolved Oxygen, Field	mg/L	2.30	2.73	0.04	0.41
Conductivity, Field	uS/cm	1945.70	1675.60	202.09	1,245.1
ORP, Field	mV	-136.50	-174.10	-119.50	-128.80
pH, Field	S.U.	7.18	7.71	7.26	7.26
Turbidity, Field	NTU	0.00	12.02	9.80	171.90
Appendix III Constituents					
Boron, Total	ug/L	10900	15100	533	6230
Calcium, Total	ug/L	267000	226000	106000	190000
Chloride	mg/L	217	175	147	183
Fluoride	mg/L	0.14	0.23	0.31	1.10
Sulfate	mg/L	769	680	166	466
Total Dissolved Solids	mg/L	1720	1510	748	1290
pH at 25 Degrees C	Std. Units	7.90	8.10	7.80	7.50
Appendix IV Constituents					
Antimony, Total	ug/L	<1	<1	<1	<1
Arsenic, Total	ug/L	<1	428	5.3	293
Barium, Total	ug/L	40.4	76.3	265	65.4
Beryllium, Total	ug/L	<0.2	<0.2	<0.2	<0.2
Cadmium, Total	ug/L	<2	<2	<2	<2
Chromium, Total	ug/L	<10	<10	<10	<10
Cobalt, Total	ug/L	<1	<1	<1	<1
Lead, Total	ug/L	<10	<10	<10	<10
Lithium, Total	ug/L	70.7	114	<20	82
Mercury	ug/L	<0.2	<0.2	<0.2	<0.2
Molybdenum, Total	ug/L	319	545	50.7	160
Molybdenum, Dissolved	ug/L	325	546	52.2	162
Radium-226	pCi/L	0.764	<0.244	1.82	0.757
Radium-228	pCi/L	0.98	0.979	<0.265	1.08
Selenium, Total	ug/L	<1	<1	<1	<1
Thallium, Total	ug/L	<1	<1	<1	<1
Total Radium	pCi/L	1.74	1.22	2.09	1.84
Geochemical Constituents					
Alkalinity, Total as CaCO3	mg/L	189	224	281	247
Alkalinity, Bicarbonate (CaCO3)	mg/L	189	224	281	247
Alkalinity, Carbonate (CaCO3)	mg/L	<10	<10	<10	<10
Aluminum, Total	ug/L	210	382	656	<200
Dissolved Organic Carbon	mg/L	<4	2.20	2.00	<4
Iron, Total	ug/L	5950	3330	3910	2900
Iron, Ferrous	mg/L	<0.2	<0.2	<0.2	<0.2
Iron, Dissolved	ug/L	6070	2390	2830	2800
Magnesium, Total	ug/L	46400	44400	31400	51000
Manganese, Total	ug/L	592	378	576	396
Manganese, Dissolved	ug/L	600	354	586	393
Nitrogen, Nitrate	mg/L	<0.1	<0.1	<0.1	<0.1
Nitrogen, Nitrite	mg/L	<0.1	<0.1	<0.1	<0.1
Phosphate as P04	mg/L	0.40	1.70	0.66	0.55
Potassium, Total	ug/L	12400	17300	4940	12400
Silica, Total	ug/L	16000	11500	10800	12600
Sodium, Total	ug/L	186000	167000	98800	136000
Sulfide	mg/L	<0.1	<0.1	<0.1	<0.1
Total Organic Carbon	mg/L	<4	2.20	2.30	1.40

Notes:

- ft MSL: Elevation, feet mean sea level
- °C: Degrees celcius
- uS/cm: microsiemen per centimeter
- umhos/cm: micromhos per centimeter
- NA: Not analyzed
- NM: Not Measured
- NS: Not Sampled
- mV: millivolt
- Std. Units: standard units
- mg/L: milligram per liter
- ug/L: microgram per liter
- pCi/L: picoCurie per liter

Static water elevation listed for a well may have been collected on a date different than date of well sampling.

Table 11
Summary of Monitoring Results - July-August 2023
Multiunit Ash Pond System
AES Indiana
Harding Street Generating Station
Indianapolis, Indiana
Atlas Project No. 170LF01501

Well ID	Units	MW-14I	MW-14IL	MW-14D1	MW-16S
Sample Date		8/2/2023	8/2/2023	8/2/2023	8/1/2023
Pace Lab ID		50350859001	50350859002	50350859003	50350643003
Static Water Elevation		653.28	612.04	611.75	672.15
Field Parameters					
Temperature, Field	Degrees C	15.05	15.21	14.78	16.19
Dissolved Oxygen, Field	mg/L	0.19	0.77	2.14	0.33
Conductivity, Field	uS/cm	958.87	709.34	669.60	73.60
ORP, Field	mV	-78.70	-134.40	-129.00	-46.90
pH, Field	S.U.	7.02	7.24	7.18	7.04
Turbidity, Field	NTU	14.00	5.05	2.12	44.70
Appendix III Constituents					
Boron, Total	ug/L	35100	283	266	740
Calcium, Total	ug/L	406000	106000	93600	87000
Chloride	mg/L	127	123	114	131
Fluoride	mg/L	0.32	0.20	0.21	0.42
Sulfate	mg/L	1320	89	64	111
Total Dissolved Solids	mg/L	2740	661	571	659
pH at 25 Degrees C	Std. Units	7.10	7.30	7.30	7.80
Appendix IV Constituents					
Antimony, Total	ug/L	<1	<1	<1	<1
Arsenic, Total	ug/L	2.1	25.2	25.2	<1
Barium, Total	ug/L	32.4	403	366	46.6
Beryllium, Total	ug/L	<0.2	<0.2	<0.2	<0.2
Cadmium, Total	ug/L	<2	<2	<2	<2
Chromium, Total	ug/L	<10	<10	<10	<10
Cobalt, Total	ug/L	<1	<1	<1	1.4
Lead, Total	ug/L	<10	<10	<10	<10
Lithium, Total	ug/L	483	<20	<20	25.8
Mercury	ug/L	<0.2	<0.2	<0.2	<0.2
Molybdenum, Total	ug/L	123	<10	<10	167
Molybdenum, Dissolved	ug/L	120	<10	<10	170
Radium-226	pCi/L	#N/A	#N/A	#N/A	<0.285
Radium-228	pCi/L	#N/A	#N/A	#N/A	0.964
Selenium, Total	ug/L	<1	<1	<1	<1
Thallium, Total	ug/L	<1	<1	<1	<1
Total Radium	pCi/L	#N/A	#N/A	#N/A	1.25
Geochemical Constituents					
Alkalinity, Total as CaCO3	mg/L	247	256	233	285
Alkalinity, Bicarbonate (CaCO3)	mg/L	247	256	233	285
Alkalinity, Carbonate (CaCO3)	mg/L	<10	<10	<10	<10
Aluminum, Total	ug/L	<200	302	<200	264
Dissolved Organic Carbon	mg/L	2.40	2.70	2.50	1.90
Iron, Total	ug/L	7440	7100	5740	607
Iron, Ferrous	mg/L	<0.2	<0.2	<0.2	<0.2
Iron, Dissolved	ug/L	6980	6500	5230	<100
Magnesium, Total	ug/L	134000	28100	25000	21400
Manganese, Total	ug/L	448	259	146	428
Manganese, Dissolved	ug/L	466	275	147	462
Nitrogen, Nitrate	mg/L	<0.1	<0.1	<0.1	<0.1
Nitrogen, Nitrite	mg/L	<0.1	<0.1	<0.1	<0.1
Phosphate as P04	mg/L	<0.15	0.84	0.83	0.21
Potassium, Total	ug/L	34200	3620	3670	7050
Silica, Total	ug/L	14200	14900	14400	16300
Sodium, Total	ug/L	196000	69400	67400	102000
Sulfide	mg/L	<0.1	<0.1	<0.1	<0.1
Total Organic Carbon	mg/L	2.00	2.00	1.90	2.00

Notes:

- ft MSL: Elevation, feet mean sea level
- °C: Degrees celcius
- uS/cm: microsiemen per centimeter
- umhos/cm: micromhos per centimeter
- NA: Not analyzed
- NM: Not Measured
- NS: Not Sampled
- mV: millivolt
- Std. Units: standard units
- mg/L: milligram per liter
- ug/L: microgram per liter
- pCi/L: picoCurie per liter

Static water elevation listed for a well may have been collected on a date different than date of well sampling.

Table 11
Summary of Monitoring Results - July-August 2023
Multiunit Ash Pond System
AES Indiana
Harding Street Generating Station
Indianapolis, Indiana
Atlas Project No. 170LF01501

Well ID	Units	MW-16D	MW-17S	MW-17I	MW-17IL
Sample Date		8/1/2023	-	7/26/2023	7/26/2023
Pace Lab ID		50350643004	-	50350205003	50350205004
Static Water Elevation		655.42	653.39	649.37	624.20
Field Parameters					
Temperature, Field	Degrees C	15.59		15.59	16.57
Dissolved Oxygen, Field	mg/L	1.39		0.03	0.42
Conductivity, Field	uS/cm	826.57		811.78	791.03
ORP, Field	mV	-146.00		-143.30	-138.60
pH, Field	S.U.	7.31		7.43	7.40
Turbidity, Field	NTU	13.00		0.52	4.01
Appendix III Constituents					
Boron, Total	ug/L	1310		130	144
Calcium, Total	ug/L	195000		72700	77300
Chloride	mg/L	151		92.3	94.9
Fluoride	mg/L	0.51		0.28	0.27
Sulfate	mg/L	486		72	71
Total Dissolved Solids	mg/L	1180		468	489
pH at 25 Degrees C	Std. Units	7.60		7.60	7.40
Appendix IV Constituents					
Antimony, Total	ug/L	<1		<1	<1
Arsenic, Total	ug/L	34.3		2.1	2.8
Barium, Total	ug/L	241		124	171
Beryllium, Total	ug/L	<0.2		<0.2	<0.2
Cadmium, Total	ug/L	<2		<2	<2
Chromium, Total	ug/L	<10		<10	<10
Cobalt, Total	ug/L	<1		<1	<1
Lead, Total	ug/L	<10		<10	<10
Lithium, Total	ug/L	<20		<20	<20
Mercury	ug/L	<0.2		<0.2	<0.2
Molybdenum, Total	ug/L	13.3	DRY	<10	<10
Molybdenum, Dissolved	ug/L	13.3		<10	<10
Radium-226	pCi/L	0.477		1.15	1.81
Radium-228	pCi/L	1.29		1.3	0.795
Selenium, Total	ug/L	<1		<1	<1
Thallium, Total	ug/L	<1		<1	<1
Total Radium	pCi/L	1.77		2.45	2.61
Geochemical Constituents					
Alkalinity, Total as CaCO3	mg/L	274		229	238
Alkalinity,Bicarbonate (CaCO3)	mg/L	274		229	238
Alkalinity,Carbonate (CaCO3)	mg/L	<10		<10	<10
Aluminum, Total	ug/L	555		<200	<200
Dissolved Organic Carbon	mg/L	4.70		2.00	2.30
Iron, Total	ug/L	11400		1530	1940
Iron, Ferrous	mg/L	<0.2		<0.2	<0.2
Iron, Dissolved	ug/L	10900		1450	1810
Magnesium, Total	ug/L	61800		21400	21000
Manganese, Total	ug/L	2500		250	251
Manganese, Dissolved	ug/L	2650		245	245
Nitrogen, Nitrate	mg/L	<0.1		<0.1	<0.1
Nitrogen, Nitrite	mg/L	<0.1		<0.1	<0.1
Phosphate as P04	mg/L	1.20		0.39	0.21
Potassium, Total	ug/L	3430		4970	5390
Silica, Total	ug/L	14200		7390	8110
Sodium, Total	ug/L	49200		71100	65400
Sulfide	mg/L	<0.1		<0.1	<0.1
Total Organic Carbon	mg/L	4.90		1.90	1.70

Notes:

ft MSL: Elevation, feet mean sea level

°C: Degrees celcius

uS/cm: microsiemen per centimeter

umhos/cm: micromhos per centimeter

NA: Not analyzed

NM: Not Measured

NS: Not Sampled

mV: millivolt

Std. Units: standard units

mg/L: milligram per liter

ug/L: microgram per liter

pCi/L: picoCurie per liter

Static water elevation listed for a well may have been collected on a date different than date of well sampling.

Table 11
Summary of Monitoring Results - July-August 2023
Multiunit Ash Pond System
AES Indiana
Harding Street Generating Station
Indianapolis, Indiana
Atlas Project No. 170LF01501

Well ID	Units	MW-17D	MW-109S	MW-109I	MW-109D
Sample Date		8/1/2023	-	7/31/2023	7/31/2023
Pace Lab ID		50350643005	-	50350546001	50350546002
Static Water Elevation		623.18	Dry	638.61	638.48
Field Parameters					
Temperature, Field	Degrees C	14.32		15.47	18.29
Dissolved Oxygen, Field	mg/L	0.43		0.07	0.17
Conductivity, Field	uS/cm	179.03		219.34	227.22
ORP, Field	mV	-85.00		-60.90	-97.00
pH, Field	S.U.	7.23		7.05	7.04
Turbidity, Field	NTU	7.07		10.40	7.75
Appendix III Constituents					
Boron, Total	ug/L	118		1130	1390
Calcium, Total	ug/L	79000		112000	90300
Chloride	mg/L	101		83.5	94.9
Fluoride	mg/L	0.27		0.12	0.11
Sulfate	mg/L	75		132	59
Total Dissolved Solids	mg/L	525		646	532
pH at 25 Degrees C	Std. Units	6.60		7.40	7.40
Appendix IV Constituents					
Antimony, Total	ug/L	<1		<1	<1
Arsenic, Total	ug/L	3.1		2	1.9
Barium, Total	ug/L	160		182	75.4
Beryllium, Total	ug/L	<0.2		<0.2	<0.2
Cadmium, Total	ug/L	<2		<2	<2
Chromium, Total	ug/L	<10		<10	<10
Cobalt, Total	ug/L	<1		<1	<1
Lead, Total	ug/L	<10		<10	<10
Lithium, Total	ug/L	<20		<20	<20
Mercury	ug/L	<0.2		<0.2	<0.2
Molybdenum, Total	ug/L	<10	DRY	<10	<10
Molybdenum, Dissolved	ug/L	<10		<10	<10
Radium-226	pCi/L	0.914		0.713	0.802
Radium-228	pCi/L	0.68		0.821	<0.471
Selenium, Total	ug/L	<1		<1	<1
Thallium, Total	ug/L	<1		<1	<1
Total Radium	pCi/L	1.59		1.53	1.27
Geochemical Constituents					
Alkalinity, Total as CaCO3	mg/L	227		300	273
Alkalinity, Bicarbonate (CaCO3)	mg/L	227		300	273
Alkalinity, Carbonate (CaCO3)	mg/L	<10		<10	<10
Aluminum, Total	ug/L	<200		<200	<200
Dissolved Organic Carbon	mg/L	1.80		2.00	<1
Iron, Total	ug/L	2250		2770	2060
Iron, Ferrous	mg/L	<0.2		<0.2	<0.2
Iron, Dissolved	ug/L	1920		2920	2220
Magnesium, Total	ug/L	21400		29700	22200
Manganese, Total	ug/L	314		217	74
Manganese, Dissolved	ug/L	337		242	84
Nitrogen, Nitrate	mg/L	<0.1		<0.1	<0.1
Nitrogen, Nitrite	mg/L	<0.1		<0.1	<0.1
Phosphate as P04	mg/L	0.36		<0.15	0.18
Potassium, Total	ug/L	5020		4310	2160
Silica, Total	ug/L	8240		13800	12100
Sodium, Total	ug/L	57200		56700	56700
Sulfide	mg/L	<0.1		<0.1	<0.1
Total Organic Carbon	mg/L	1.90		2.00	1.00

Notes:

- ft MSL: Elevation, feet mean sea level
- °C: Degrees celcius
- uS/cm: microsiemen per centimeter
- umhos/cm: micromhos per centimeter
- NA: Not analyzed
- NM: Not Measured
- NS: Not Sampled
- mV: millivolt
- Std. Units: standard units
- mg/L: milligram per liter
- ug/L: microgram per liter
- pCi/L: picoCurie per liter

Static water elevation listed for a well may have been collected on a date different than date of well sampling.

Table 11
Summary of Monitoring Results - July-August 2023
Multiunit Ash Pond System
AES Indiana
Harding Street Generating Station
Indianapolis, Indiana
Atlas Project No. 170LF01501

Well ID	Units	MW-110S	MW-110I	MW-110D
Sample Date		7/31/2023	-	8/2/2023
Pace Lab ID		50350546005	-	50350738001
Static Water Elevation		629.21	Dry	581.94
Field Parameters				
Temperature, Field	Degrees C	23.81		26.08
Dissolved Oxygen, Field	mg/L	Not Recorded		0.12
Conductivity, Field	uS/cm	1,400.5		1,342.0
ORP, Field	mV	-95.80		-140.20
pH, Field	S.U.	7.14		7.27
Turbidity, Field	NTU	47.83		11.40
Appendix III Constituents				
Boron, Total	ug/L	1640		4570
Calcium, Total	ug/L	214000		160000
Chloride	mg/L	108		144
Fluoride	mg/L	0.13		0.21
Sulfate	mg/L	447		368
Total Dissolved Solids	mg/L	1250		1120
pH at 25 Degrees C	Std. Units	7.60		7.30
Appendix IV Constituents				
Antimony, Total	ug/L	<1		<1
Arsenic, Total	ug/L	2.6		1.5
Barium, Total	ug/L	41.3		61.3
Beryllium, Total	ug/L	<0.2		<0.2
Cadmium, Total	ug/L	<2		<2
Chromium, Total	ug/L	<10		28.1
Cobalt, Total	ug/L	<1		<1
Lead, Total	ug/L	<10		<10
Lithium, Total	ug/L	<20		52.7
Mercury	ug/L	<0.2		<0.2
Molybdenum, Total	ug/L	21.7	DRY	141
Molybdenum, Dissolved	ug/L	22.1		138
Radium-226	pCi/L	0.548		0.675
Radium-228	pCi/L	1.09		0.476
Selenium, Total	ug/L	<1		<1
Thallium, Total	ug/L	<1		<1
Total Radium	pCi/L	1.64		1.15
Geochemical Constituents				
Alkalinity, Total as CaCO3	mg/L	370		258
Alkalinity, Bicarbonate (CaCO3)	mg/L	370		258
Alkalinity, Carbonate (CaCO3)	mg/L	<10		<10
Aluminum, Total	ug/L	546		<200
Dissolved Organic Carbon	mg/L	1.60		1.60
Iron, Total	ug/L	1560		3590
Iron, Ferrous	mg/L	<0.2		<0.2
Iron, Dissolved	ug/L	329		3250
Magnesium, Total	ug/L	59700		47400
Manganese, Total	ug/L	491		293
Manganese, Dissolved	ug/L	549		295
Nitrogen, Nitrate	mg/L	<0.1		<0.1
Nitrogen, Nitrite	mg/L	<0.1		<0.1
Phosphate as P04	mg/L	<0.15		<0.15
Potassium, Total	ug/L	5700		8690
Silica, Total	ug/L	14000		12900
Sodium, Total	ug/L	85600		113000
Sulfide	mg/L	<0.1		<0.1
Total Organic Carbon	mg/L	1.40		1.30

Notes:

ft MSL: Elevation, feet mean sea level

°C: Degrees celcius

uS/cm: microsiemen per centimeter

umhos/cm: micromhos per centimeter

NA: Not analyzed

NM: Not Measured

NS: Not Sampled

mV: millivolt

Std. Units: standard units

mg/L: milligram per liter

ug/L: microgram per liter

pCi/L: picoCurie per liter

Static water elevation listed for a well may have been collected on a date different than date of well sampling.

Table 12
Summary of Monitoring Results - August 2023
Multiunit Ash Pond System
AES Indiana
Harding Street Generating Station
Indianapolis, Indiana
Atlas Project No. 170LF01501

Well ID	Units	MW-18S	MW-18I	MW-18D
Sample Date		8/25/2023	8/25/2023	8/25/2023
Pace Lab ID		50352584001	50352584003	50352584004
Static Water Elevation		622.61	622.62	622.70
Field Parameters				
Temperature, Field	Degrees C	19.99	19.29	17.70
Dissolved Oxygen, Field	mg/L	1.18	0.01	0.04
Conductivity, Field	uS/cm	597.22	976.85	925.00
ORP, Field	mV	-200.50	-143.50	-226.90
pH, Field	S.U.	7.30	7.44	7.25
Turbidity, Field	NTU	2.51	2.90	54.80
Appendix III Constituents				
Boron, Total	ug/L	226	330	438
Calcium, Total	ug/L	76800	89800	105000
Chloride	mg/L	126.00	162.00	137.00
Fluoride	mg/L	0.17	0.11	<0.1
Sulfate	mg/L	47	52	57
Total Dissolved Solids	mg/L	549	667	645
pH at 25 Degrees C	Std. Units	7.60	6.70	7.10
Appendix IV Constituents				
Antimony, Total	ug/L	<1	<1	<1
Arsenic, Total	ug/L	2	2.4	18.4
Barium, Total	ug/L	224	433	368
Beryllium, Total	ug/L	<0.2	<0.2	<0.2
Cadmium, Total	ug/L	<2	<2	<2
Chromium, Total	ug/L	<10	<10	<10
Cobalt, Total	ug/L	<1	<1	<1
Lead, Total	ug/L	<10	<10	<10
Lithium, Total	ug/L	<20	<20	<20
Mercury	ug/L	<0.2	<0.2	<0.2
Molybdenum, Total	ug/L	<10	<10	<10
Molybdenum, Dissolved	ug/L	<10	<10	<10
Radium-226	pCi/L	1.98	1.77	1.33
Radium-228	pCi/L	1.37	0.865	0.8
Selenium, Total	ug/L	<1	<1	<1
Thallium, Total	ug/L	<1	<1	<1
Total Radium	pCi/L	3.35	2.64	2.13
Geochemical Constituents				
Alkalinity, Total as CaCO3	mg/L	245	267	294
Alkalinity, Bicarbonate (CaCO3)	mg/L	245	267	294
Alkalinity, Carbonate (CaCO3)	mg/L	<10	<10	<10
Aluminum, Total	ug/L	<200	<200	<200
Dissolved Organic Carbon	mg/L	2.9	2.9	2.8
Iron, Total	ug/L	2130	2830	4370
Iron, Ferrous	mg/L	<0.2	<0.2	<0.2
Iron, Dissolved	ug/L	2020	2740	4220
Magnesium, Total	ug/L	23700	28300	28600
Manganese, Total	ug/L	219	118	50
Manganese, Dissolved	ug/L	221	122	49
Nitrogen, Nitrate	mg/L	<0.1	<0.1	<0.1
Nitrogen, Nitrite	mg/L	<0.1	<0.1	<0.1
Phosphate as P04	mg/L	<0.15	<0.15	<0.15
Potassium, Total	ug/L	7320	9520	4620
Silica, Total	ug/L	9280	12000	13000
Sodium, Total	ug/L	84600	88700	75800
Sulfide	mg/L	<0.1	<0.1	<0.1
Total Organic Carbon	mg/L	<10	<10	2.7

Notes:

ft MSL: Elevation, feet mean sea level

°C: Degrees celcius

uS/cm: microsiemen per centimeter

umhos/cm: micromhos per centimeter

NA: Not analyzed

NM: Not Measured

NS: Not Sampled

mV: millivolt

Std. Units: standard units

mg/L: milligram per liter

ug/L: microgram per liter

pCi/L: picoCurie per liter

Static water elevation listed for a well may have been collected on a date different than date of well sampling.

Table 13
 Groundwater Protection Standards -
 November 2022 and May 2023
 Multiunit Ash Pond System
 AES Indiana
 Harding Street Generating Station
 Indianapolis, Indiana
 Atlas Project No. 170LF01501

Parameter	Antimony	Arsenic	Barium	Beryllium	Cadmium	Chromium	Cobalt	Fluoride	Lead	Lithium	Mercury	Molybdenum	Selenium	Thallium	Radium 226/228 Combined
Units	ug/L	ug/L	ug/L	ug/L	ug/L	ug/L	ug/L	mg/L	ug/L	ug/L	ug/L	ug/L	ug/L	ug/L	pCi/L
Shallow Zone GWPS	6	10	2000	4	5	100	6	4	15	40	2	100	50	2	5
Deep Zone GWPS	6	10	2000	4	5	100	6	4	15	40	2	100	50	2	5

Notes:

ug/L = micrograms per liter (ppb)

mg/L = milligrams per liter (ppm)

pCi/L = picoCuries per liter

GWPS = Groundwater Protection Standard

Appendix A: Gauging Data and Groundwater Flow Rate Calculations

Table A-1
Gauging Summary
November 1, 2022
AES Indiana
Harding Street Generating Station
Atlas Project No. 170LF01501

Well	Date	Time	DTW, from top of Reference Point	Reference Point Elevation (TOC)		SWE, ft MSL	Notes
Existing CCR Well Network							
MW-1S	10/31/2022	13:47	14.72	675.33		660.61	
MW-1D	10/31/2022	13:52	14.44	675.17		660.73	
MW-2S	10/31/2022	13:56	22.12	684.99		662.87	
MW-2D	10/31/2022	13:54	22.32	685.20		662.88	
MW-3S	10/31/2022	15:28	29.59	688.98		659.39	Dry to pump. Pulled pump to obtain water depth.
MW-3D	10/31/2022	15:25	29.63	688.82		659.19	
MW-4S	10/31/2022	15:55	27.37	689.29		661.92	
MW-5S	10/31/2022	16:28	35.33	689.43		654.10	
MW-6S	10/31/2022	10:34	36.27	695.67		659.40	
MW-7S	10/31/2022	10:52	41.06	696.76		655.70	
MW-7D	10/31/2022	10:54	41.75	696.29		654.54	
MW-8S	10/31/2022	13:23	17.57	672.78		655.21	
MW-9S	10/31/2022	16:05	36.4	689.02		652.62	Dry to pump. Pulled pump to obtain water depth.
MW-9I	10/31/2022	16:00	39.65	689.11		649.46	
MW-9D	10/31/2022	16:02	39.84	689.27		649.43	
MW-10S	10/31/2022	11:18	30.54	691.10		660.56	
MW-10D	10/31/2022	11:16	30.75	691.28		660.53	
MW-11S	10/31/2022	9:45	35.00	686.17		651.17	
MW-11D	10/31/2022	9:47	31.87	686.17		654.30	
MW-12S	10/31/2022	16:14	39.81	688.82		649.01	Dry to pump. Pulled pump to obtain water depth.
MW-12D	10/31/2022	16:19	39.77	688.73		648.96	
MW-13S	10/31/2022	10:39	38.64	696.08		657.44	
MW-13D	10/31/2022	10:41	39.37	696.78		657.41	
MW-14D	10/31/2022	9:40	43.09	697.88		654.79	
MW-15S	10/31/2022	15:00	dry (20.8)	685.46		<664.66	Dry to pump.
MW-15I	10/31/2022	14:57	20.90	685.59		664.69	
MW-15D	10/31/2022	14:54	20.62	685.20		664.58	
Nature & Extent Wells/Piezometers							
M-4	10/31/2022	11:04	38.29	693.25		654.96	
PZ-100S	10/31/2022	10:59	32.52	681.79		649.27	
PZ-100D	10/31/2022	10:56	48.86	681.84		632.98	
PZ-101S	10/31/2022	10:33	47.03	689.36		642.33	
PZ-101D	10/31/2022	10:35	85.55	689.40		603.85	
MW-102S	10/31/2022	11:53	58.52	677.10		618.58	
MW-102D	10/31/2022	11:58	60.43	677.48		617.05	
MW-103S	10/31/2022	13:05	35.63	701.27		665.64	
MW-103I	10/31/2022	13:04	90.00	701.26		611.26	
MW-103D	10/31/2022	13:09	93.00	701.54		608.54	
MW-104S	10/31/2022	11:27	DRY	676.60		#VALUE!	
MW-104D	10/31/2022	11:29	87.94	677.01		589.07	
MW-105S	10/31/2022	12:40	27.15	661.47		634.32	
MW-105I	10/31/2022	12:44	54.15	661.37		607.22	
MW-105D	10/31/2022	12:48	60.22	661.04		600.82	
MW-106S	10/31/2022	12:03	33.98	671.05		637.07	
MW-106I	10/31/2022	12:06	61.83	671.05		609.22	
MW-106D	10/31/2022	12:09	62.98	671.00		608.02	
MW-107S	10/31/2022	11:12	36.99	658.23		621.24	
MW-107I	10/31/2022	11:10	35.44	658.47		623.03	
MW-107D	10/31/2022	11:15	36.39	658.55		622.16	
MW-108S	10/31/2022	11:37	32.85	642.22		609.37	
MW-108D	10/31/2022	11:40	46.24	642.03		595.79	
Historic Piezometers/Wells							
M-3	10/31/2022	11:06	14.58	693.58		679.00	
M-6	10/31/2022	11:41	10:30 / DRY	676.52		#VALUE!	
P-2	10/31/2022	15:31	14.00	675.73		661.73	
P-3	10/31/2022	15:17	21.67	685.67		-	
P-4	10/31/2022	14:39	21.02	684.53		663.51	
P-5	10/31/2022	14:35	19.86	683.75		663.89	
P-6	10/31/2022	14:27	14.21	677.49		663.28	
PZ-1	10/31/2022	8:59	44.50	714.54		670.04	
PZ-2	10/31/2022	9:13	47.39	714.91		667.52	dry
PZ-3	10/31/2022	10:07	47.17	713.81		666.64	
PZ-4	10/31/2022	10:23	54.35	?		?	
PZ-5	10/31/2022	8:46	43.22	714.52		671.30	
PZ-6	10/31/2022	17:00	21.98	688.21		666.23	
PZ-7	10/31/2022	15:08	17.25	684.73		667.48	

Table A-1
Gauging Summary
November 1, 2022
AES Indiana
Harding Street Generating Station
Atlas Project No. 170LF01501

Well	Date	Time	DTW, from top of Reference Point	Reference Point Elevation (TOC)		SWE, ft MSL	Notes
PZ-8	10/31/2022	15:15	DRY	683.96		#VALUE!	
PZ-9	10/31/2022	15:50	31.53	683.86		652.33	
PZ-10	10/31/2022	16:09	33.79	683.91		650.12	
PZ-11	10/31/2022	16:34	25.52	685.12		659.60	
PZ-12	10/31/2022	11:00	35.65	709.68		674.03	
PZ-13	10/31/2022	10:57	28.09	698.01		669.92	
PZ-14		Not gauged - riser has become detached ~ 4 ft below grade		708.67		708.67	
Ash Pond Piezometers							
P1 PZ-1S	10/31/2022	16:50	19.60	687.30		667.70	
P1 PZ-1D	10/31/2022	16:48	35.32	687.25		651.93	
P2 PZ-1S	10/31/2022	9:07	52.98	717.16		664.18	
P2 PZ-1D	10/31/2022	9:05	57.83	716.33		658.50	
P2 PZ-2S	10/31/2022			707.15		707.15	
P2 PZ-2D	10/31/2022			706.92		706.92	
P2 PZ-3S	10/31/2022	9:22	55.55	718.21		662.66	
P2 PZ-3D	10/31/2022	9:24	63.19	718.19		655.00	
P2 A/B PZ-1S	10/31/2022	16:32	29.99	691.55		661.56	
P2 A/B PZ-1D	10/31/2022	16:35	29.86	691.19		661.33	
P2 A/B PZ-2S	10/31/2022	16:40	28.1	689.49		661.39	
P2 A/B PZ-2D	10/31/2022	16:43	27.85	689.06		661.21	
P3 PZ-1S	10/31/2022	15:00	10.00	680.52		670.52	
P3 PZ-1D	10/31/2022	15:05	18.87	681.15		662.28	
Drive Point Piezometers							
HA PZ-1	10/31/2022	14:30	7.27	670.80		663.53	
HA PZ-2	10/31/2022	13:32	13.98	670.56		656.58	
HA PZ-3	10/31/2022	12:48	15.53	671.08		655.55	
HA PZ-4	10/31/2022	12:34	9.96	663.67		653.71	
HA PZ-5	10/31/2022	12:13	12.70	667.91		655.21	
Well	Date	Time	Water Gauge Level (ft)	Reference Point Elevation (top of gage placard)	Staff Total Height (ft)*	SWE, ft MSL	Notes
Survey Shot SG-2	10/31/2022	13:28	-	-	-	654.59	On 11/17/22 AES surveyor surveyed 10/31/22 staked water level in front of piezometer
Survey Shot SG-3	10/31/2022	12:40	-	-	-	654.32	On 11/17/22 AES surveyor surveyed 10/31/22 staked water level in front of piezometer
Survey Shot SG-4	10/31/2022	12:30	-	-	-	654.27	On 11/17/22 AES surveyor surveyed 10/31/22 staked water level in front of piezometer
Survey Shot SG-5	10/31/2022	12:10	-	-	-	653.78	On 11/17/22 AES surveyor surveyed 10/31/22 staked water level in front of piezometer
USGS 03353611 - White River at Harding Street Generating Station (upstream of lowhead dam)							
			Gage Height Above Datum (ft)	Datum Height		SWE, ft MSL	Notes
River Gage	10/31/2022	12:00	1.51	662.73		664.24	

Flow Rate Calculations - November 2022
AES Indiana Harding Street Generating Station
Indianapolis, Indiana
Atlas Project No. 170LF01501

HSS SHALLOW ZONE FIGURE 3	Flow Rate Line	FR1	FR2
10/31/2022			
ΔH (ft)	Potentiometric Surface Hydraulic Head Change	20	10
ΔL (ft)	Flow Line Length	1000	1110
K (hydraulic conductivity (ft/day))	(2016 C/PC Plan)	308	308
I ($\Delta H/\Delta L$)		0.0200	0.0090
n_e (effective porosity, dimensionless)	(2016 C/PC Plan)	0.35	0.35
v (ft/day)		17.6	7.9
HSS DEEP ZONE FIGURE 4	Flow Rate Line	FR1	FR2
10/31/2022			
ΔH (ft)	Potentiometric Surface Hydraulic Head Change	10	70
ΔL (ft)	Flow Line Length	400	3030
K (hydraulic conductivity (ft/day))	(2016 C/PC Plan)	308	308
I ($\Delta H/\Delta L$)		0.0250	0.0231
n_e (effective porosity, dimensionless)	(2016 C/PC Plan)	0.35	0.35
v (ft/day)		22.0	20.3

Notes

1 - Average linear velocity equation from Fetter, C.W., 1980, Applied Hydrogeology: Merrill Publishing Company, 592 p.

$$v = Q/n_e A^1 = KI/n_e$$

Table A-2
Gauging Summary
May 10, 2023
AES Indiana
Harding Street Generating Station
Atlas Project No. 170LF01501

Well	Date	Time	DTW, from top of Reference Point	Reference Point Elevation (TOC)		SWE, ft MSL	Notes
Existing CCR Well Network							
MW-1S	5/10/2023	11:06	13.06	675.33		662.27	
MW-1D	5/10/2023	11:04	12.79	675.17		662.38	
MW-2S	5/10/2023	8:30	20.09	684.99		664.90	
MW-2IL	5/10/2023	8:25	25.44	688.86		663.42	
MW-2D	5/10/2023	8:27	20.28	685.20		664.92	
MW-2D1	5/10/2023	8:22	24.9	688.84		663.94	
MW-3S	5/10/2023	8:40	dry	688.98		<656.0	
MW-3D	5/10/2023	8:42	27.95	688.82		660.87	
MW-4S	5/10/2023	8:58	dry	689.29		<653.0	
MW-4SR	5/10/2023	8:50	36.05	688.29		652.24	
MW-4I	5/10/2023	8:52	36.37	688.64		652.27	
MW-4D	5/10/2023	8:56	36.29	688.58		652.29	
MW-5S	5/10/2023	9:23	33.67	689.43		655.76	
MW-5D	5/10/2023	9:21	47.49	687.69		640.20	
MW-6S	5/10/2023	9:44	34.89	695.67		660.78	
MW-6I	5/10/2023	9:40	34.40	694.56		660.16	
MW-6D	5/10/2023	9:42	65.27	694.45		629.18	
MW-7S	5/10/2023	10:04	39.74	696.76		657.02	
MW-7D	5/10/2023	10:02	39.33	696.29		656.96	
MW-7D1	5/10/2023	10:00	68.33	695.04		626.71	
MW-8S	5/10/2023	10:50	15.43	672.78		657.35	
MW-8D	5/10/2023	10:49	17.58	670.82		653.24	
MW-9S	5/10/2023	9:06	dry	689.02		<651.7	
MW-9SR	5/10/2023	9:04	38.94	688.03		649.09	
MW-9I	5/10/2023	9:08	38.85	689.11		650.26	
MW-9D	5/10/2023	9:10	39.06	689.27		650.21	
MW-10S	5/10/2023	9:32	28.77	691.10		662.33	
MW-10D	5/10/2023	9:30	28.96	691.28		662.32	
MW-11S	5/10/2023	11:12	31.95	686.17		654.22	
MW-11D	5/10/2023	11:10	29.98	686.17		656.19	
MW-12S	5/10/2023	9:18	dry	688.82		<648.8	
MW-12D	5/10/2023	9:17	38.71	688.73		650.02	
MW-12D1	5/10/2023	9:15	52.03	688.07		636.04	
MW-13S	5/10/2023	9:52	37.42	696.08		658.66	
MW-13D	5/10/2023	9:56	38.15	696.78		658.63	
MW-14I	5/10/2023	11:20	42.31	697.74		655.43	
MW-14IL	5/10/2023	11:23	85.74	697.94		612.20	
MW-14D	5/10/2023	11:26	41.48	697.88		656.40	
MW-14D1	5/10/2023	11:30	86.28	698.07		611.79	
MW-15S	5/10/2023	12:02	18.78	685.46		666.68	
MW-15I	5/10/2023	12:01	18.42	685.59		667.17	
MW-15D	5/10/2023	11:59	18.14	685.20		667.06	
Nature & Extent Wells/Piezometers							
MW-16S	5/10/2023	8:48	13.38	672.15		658.77	
MW-16D	5/10/2023	8:53	14.40	672.27		657.87	
MW-17S	5/10/2023	10:33	14.40	670.81		656.41	
MW-17I	5/10/2023	10:36	19.61	670.84		651.23	
MW-17IL	5/10/2023	10:38	45.76	670.66		624.90	
MW-17D	5/10/2023	10:40	46.74	670.68		623.94	
M-4	5/10/2023	10:17	36.92	693.25		656.33	
PZ-100S	5/10/2023	8:53	31.25	681.79		650.54	
PZ-100D	5/10/2023	8:55	48.35	681.84		633.49	
PZ-101S	5/10/2023	8:48	46.13	689.36		643.23	
PZ-101D	5/10/2023	8:50	85.61	689.40		603.79	
MW-102S	5/10/2023	9:05	56.79	677.10		620.31	
MW-102D	5/10/2023	9:08	59.98	677.48		617.50	
MW-103S	5/10/2023	10:00	36.62	701.27		664.65	
MW-103I	5/10/2023	10:02	88.36	701.26		612.90	
MW-103D	5/10/2023	10:03	91.37	701.54		610.17	
MW-104S	5/10/2023	10:46	dry	676.60		<614.2	
MW-104D	5/10/2023	10:50	88.10	677.01		588.91	
MW-105S	5/10/2023	9:35	26.50	661.47		634.97	
MW-105I	5/10/2023	9:37	53.14	661.37		608.23	
MW-105D	5/10/2023	9:39	46.33	661.04		614.71	
MW-106S	5/11/2023	14:06	33.10	671.05		637.95	C. Palmer updated due to incorrect measurement on 5-10; used DTW from sampling
MW-106I	5/10/2023	9:20	60.88	671.05		610.17	
MW-106D	5/10/2023	9:22	62.47	671.00		608.53	
MW-107S	5/10/2023	10:30	5.91	658.23		652.32	
MW-107I	5/10/2023	10:33	36.20	658.47		622.27	
MW-107D	5/10/2023	10:36	35.28	658.55		623.27	
MW-108S	5/10/2023	11:15	dry	642.22		<604.5	
MW-108D	5/10/2023	11:21	46.32	642.03		595.71	
MW-109S	5/10/2023	11:57	38.03	679.13		641.10	
MW-109I	5/10/2023	11:59	38.37	679.11		640.74	

Table A-2
 Gauging Summary
 May 10, 2023
 AES Indiana
 Harding Street Generating Station
 Atlas Project No. 170LF01501

Well	Date	Time	DTW, from top of Reference Point	Reference Point Elevation (TOC)		SWE, ft MSL	Notes
MW-109D	5/10/2023	12:02	38.45	679.03		640.58	
MW-110S	5/10/2023	11:45	50.28	679.96		629.68	
MW-110I	5/10/2023	11:42	76.75	679.79		603.04	
MW-110D	5/10/2023	11:40	98.10	679.60		581.50	
Historic Piezometers/Wells							
M-3	5/10/2023	10:19	11.79	693.58		681.79	
M-6	5/10/2023	11:21	8.53	676.52		667.99	
P-2	5/10/2023	12:19	11.78	675.73		663.95	
P-3	5/10/2023	11:56	19.05	685.67		-	
P-4	5/10/2023	11:50	18.52	684.53		666.01	
P-5	5/10/2023	11:46	17.46	683.75		666.29	
P-6	5/10/2023	11:34	12.00	677.49		665.49	
PZ-1	5/10/2023	11:43	DRY	714.54		#VALUE!	
PZ-2	5/10/2023	11:38	DRY	714.91		#VALUE!	
PZ-3	5/10/2023	10:13	47.10	713.81		666.71	
PZ-4	5/10/2023	10:40	53.34	?		?	
PZ-5	5/10/2023	11:55	43.72	714.52		670.80	
PZ-6	5/10/2023	12:15	18.70	688.21		669.51	
PZ-7	5/10/2023	8:34	15.71	684.73		669.02	
PZ-8	5/10/2023	8:37	DRY	683.96		#VALUE!	
PZ-9	5/10/2023	8:46	30.03	683.86		653.83	
PZ-10	5/10/2023	9:12	33.93	683.91		649.98	
PZ-11	5/10/2023	9:27	24.90	685.12		660.22	
PZ-12	5/10/2023	10:10	34.36	709.68		675.32	
PZ-13	5/10/2023	10:07	21.34	698.01		676.67	
PZ-14	5/10/2023	Casing dropped, not visible in pro-cover		708.67		708.67	
Ash Pond Piezometers							
P1 PZ-1S	5/10/2023	12:12	14.52	687.30		672.78	
P1 PZ-1D	5/10/2023	12:11	23.5	687.25		663.75	
P2 PZ-1S	5/10/2023	11:51	53.38	717.16		663.78	
P2 PZ-1D	5/10/2023	11:50	56.41	716.33		659.92	
P2 PZ-2S	5/10/2023	10:47	42.11	707.15		665.04	
P2 PZ-2D	5/10/2023	10:46	49.65	706.92		657.27	
P2 PZ-3S	5/10/2023	10:54	55.39	718.21		662.82	
P2 PZ-3D	5/10/2023	10:52	61.50	718.19		656.69	
P2 A/B PZ-1S	5/10/2023	10:32	27.33	691.55		664.22	
P2 A/B PZ-1D	5/10/2023	10:30	27.99	691.19		663.20	
P2 A/B PZ-2S	5/10/2023	10:26	26.32	689.49		663.17	
P2 A/B PZ-2D	5/10/2023	10:28	26.05	689.06		663.01	
P3 PZ-1S	5/10/2023	12:00	10.02	680.52		670.50	
P3 PZ-1D	5/10/2023	12:01	16.84	681.15		664.31	
Drive Point Piezometers							
HA PZ-1	5/10/2023	12:06	5.76	670.80		665.04	
HA PZ-2	5/10/2023	8:55	11.67	670.56		658.89	Effectively Dry
HA PZ-3	5/10/2023	9:10	13.98	671.08		657.10	
HA PZ-4	5/10/2023	9:32	6.7	663.67		656.97	
HA PZ-5	5/10/2023	9:49	11.21	667.91		656.70	
Well	Date	Time	Water Gauge Level (ft)	Reference Point Elevation (top of gage placard)	Staff Total Height (ft)*	SWE, ft MSL	Notes
Survey Shot SG-2	5/10/2023	8:46	-	-	-	654.59	Staked river edge
Survey Shot SG-3	5/10/2023	9:11	-	-	-	654.32	Staked river edge
Survey Shot SG-4	5/10/2023	9:30	-	-	-	654.27	Staked river edge
Survey Shot SG-5	5/10/2023	9:50	-	-	-	653.78	Staked river edge
USGS 03353611 - White River at Harding Street Generating Station (upstream of lowhead dam)							
	Date	Time	Gage Height Above Datum (ft)	Datum Height		SWE, ft MSL	Notes
River Gage	5/10/2023	9:00	3.81	662.73		666.54	

Flow Rate Calculations - May 2023
 AES Indiana Harding Street Generating Station
 Indianapolis, Indiana
 Atlas Project No. 170LF01501

HSS SHALLOW ZONE FIGURE 5	Flow Rate Line	FR1	FR2	FR3
5/10/2023				
ΔH (ft)	Potentiometric Surface Hydraulic Head Change	20	20	30
ΔL (ft)	Flow Line Length	1620	790	2320
K (hydraulic conductivity (ft/day))	(2016 C/PC Plan)	308	308	308
I ($\Delta H/\Delta L$)		0.0123	0.0253	0.013
n_e (effective porosity, dimensionless)	(2016 C/PC Plan)	0.35	0.35	0.35
v (ft/day)		10.8	22.3	11.0
HSS INTERMEDIATE ZONE FIGURE 6	Flow Rate Line	FR1	FR2	FR3
5/10/2023				
ΔH (ft)	Potentiometric Surface Hydraulic Head Change	40	40	40
ΔL (ft)	Flow Line Length	1690	640	2750
K (hydraulic conductivity (ft/day))	(2016 C/PC Plan)	308	308	308
I ($\Delta H/\Delta L$)		0.0237	0.0625	0.01
n_e (effective porosity, dimensionless)	(2016 C/PC Plan)	0.35	0.35	0.35
v (ft/day)		20.9	55.0	10.0
HSS DEEP ZONE FIGURE 7	Flow Rate Line	FR1	FR2	FR3
5/10/2023				
ΔH (ft)	Potentiometric Surface Hydraulic Head Change	40	70	60
ΔL (ft)	Flow Line Length	1830	2620	1670
K (hydraulic conductivity (ft/day))	(2016 C/PC Plan)	308	308	308
I ($\Delta H/\Delta L$)		0.0219	0.0267	0.04
n_e (effective porosity, dimensionless)	(2016 C/PC Plan)	0.35	0.35	0.35
v (ft/day)		19.3	23.5	40.0

Notes

1 - Average linear velocity equation from Fetter, C.W., 1980, Applied Hydrogeology: Merrill Publishing Company, 592 p.

$$v = Q/n_e A^1 = KI/n_e$$

Table A-3
Gauging Summary
October 30, 2023
AES Indiana
Harding Street Generating Station
Atlas Project No. 170LF01501

Well	Date	Time	DTW, from top of Reference Point	Reference Point Elevation (TOC)		SWE, ft MSL	Notes
Existing CCR Well Network							
MW-1S	10/30/2023	12:51	15.20	675.33		660.13	
MW-1D	10/30/2023	12:49	14.94	675.17		660.23	
MW-2S	10/30/2023	14:56	23.44	684.99		661.55	
MW-2IL	10/30/2023	14:54	29.74	688.86		659.12	
MW-2D	10/30/2023	14:56	23.68	685.20		661.52	
MW-2D1	10/30/2023	14:52	29.38	688.84		659.46	
MW-3S	10/30/2023	14:32	Dry	688.98		<663.99	
MW-3D	10/30/2023	14:30	33.69	688.82		655.13	
MW-4S	10/30/2023	13:17	dry (33.5)	689.29		<655.79	
MW-4SR	10/30/2023	13:14	42.47	688.29		645.82	
MW-4I	10/30/2023	13:10	44.44	688.64		644.20	
MW-4D	10/30/2023	13:12	44.05	688.58		644.53	
MW-5S	10/30/2023	12:51	dry (37.0)	689.43		<652.4	
MW-5D	10/30/2023	12:48	50.92	687.69		636.77	
MW-6S	10/30/2023	12:15	dry	695.67		NA	dry to top of pump
MW-6I	10/30/2023	12:12	36.96	694.56		657.60	
MW-6D	10/30/2023	12:10	66.94	694.45		627.51	
MW-7S	10/30/2023	11:34	41.84	696.76		654.92	
MW-7D	10/30/2023	11:36	41.41	696.29		654.88	
MW-7D1	10/30/2023	11:39	69.45	695.04		625.59	
MW-8S	10/30/2023	12:20	17.90	672.78		654.88	
MW-8D	10/30/2023	12:22	20.23	670.82		650.59	
MW-9S	10/30/2023	13:09	36.53	689.02		652.49	suspect reading
MW-9SR	10/30/2023	13:07	45.74	688.03		642.29	
MW-9I	10/30/2023	13:05	46.65	689.11		642.46	
MW-9D	10/30/2023	13:03	46.84	689.27		642.43	
MW-10S	10/30/2023	12:30	dry	691.10		NA	dry to top of pump
MW-10D	10/30/2023	12:32	32.30	691.28		658.98	
MW-11S	10/30/2023	16:27	35.30	686.17		650.87	
MW-11D	10/30/2023	16:25	33.20	686.17		652.97	
MW-12S	10/30/2023	12:52	dry (35.3)	688.82		<653.52	dry to top of pump
MW-12D	10/30/2023	12:54	44.83	688.73		643.90	
MW-12D1	10/30/2023	12:56	57.00	688.07		631.07	
MW-13S	10/30/2023	12:00	39.53	696.08		656.55	
MW-13D	10/30/2023	12:02	40.26	696.78		656.52	
MW-14I	10/30/2023	16:11	44.55	697.74		653.19	
MW-14IL	10/30/2023	16:08	87.00	697.94		610.94	
MW-14D	10/30/2023	16:13	43.60	697.88		654.28	
MW-14D1	10/30/2023	16:06	87.64	698.07		610.43	
MW-15S	10/30/2023	15:55	Dry	685.46		<662.5	
MW-15I	10/30/2023	15:54	23.13	685.59		662.46	
MW-15D	10/30/2023	15:53	22.85	685.20		662.35	
Nature & Extent Wells/Piezometers							
MW-16S	10/30/2023	10:33	15.58	672.15		656.57	
MW-16D	10/30/2023	10:35	16.91	672.27		655.36	
MW-17S	10/30/2023	11:06	Dry	670.81		<652.2	
MW-17I	10/30/2023	11:08	22.16	670.84		648.68	
MW-17IL	10/30/2023	11:11	48.43	670.66		622.23	
MW-17D	10/30/2023	11:18	49.43	670.68		621.25	
MW-18S	10/30/2023	11:45	49.41	669.61		620.20	
MW-18I	10/30/2023	11:47	49.27	669.48		620.21	
MW-18D	10/30/2023	11:50	49.06	669.32		620.26	
M-4	10/30/2023	11:25	39.01	693.25		654.24	
PZ-100S	10/30/2023	12:21	36.74	681.79		645.05	
PZ-100D	10/30/2023	12:24	52.73	681.84		629.11	
PZ-101S	10/30/2023	12:36	53.54	689.36		635.82	
PZ-101D	10/30/2023	12:34	87.54	689.40		601.86	
MW-102S	10/30/2023	12:05	57.75	677.10		619.35	
MW-102D	10/30/2023	12:00	60.75	677.48		616.73	
MW-103S	10/30/2023	11:03	35.45	701.27		665.82	
MW-103I	10/30/2023	11:05	90.38	701.26		610.88	
MW-103D	10/30/2023	11:00	93.24	701.54		608.30	
MW-104S	10/30/2023	13:10	dry (54.8)	676.60		<621.80	dry to top of pump
MW-104D	10/30/2023	13:12	88.48	677.01		588.53	
MW-105S	10/30/2023	11:15	28.05	661.47		633.42	
MW-105I	10/30/2023	11:17	54.19	661.37		607.18	
MW-105D	10/30/2023	11:20	46.93	661.04		614.11	
MW-106S	10/30/2023	11:30	33.87	671.05		637.18	
MW-106I	10/30/2023	11:32	61.92	671.05		609.13	
MW-106D	10/30/2023	11:34	63.80	671.00		607.20	
MW-107S	10/30/2023	12:08	9.53	658.23		648.70	
MW-107I	10/30/2023	12:09	dry (36.7)	658.47		<621.8	dry to top of pump
MW-107D	10/30/2023	12:11	37.00	658.55		621.55	
MW-108S	10/30/2023	13:30	dry (33.2)	642.22		<609.0	dry to top of pump
MW-108D	10/30/2023	13:32	44.00	642.03		598.03	
MW-109S	10/30/2023	12:50	37.97	679.13		641.16	
MW-109I	10/30/2023	12:52	49.83	679.11		629.28	
MW-109D	10/30/2023	12:54	49.90	679.03		629.13	
MW-110S	10/30/2023	13:45	52.47	679.96		627.49	
MW-110I	10/30/2023	13:47	dry	679.79		NA	

Table A-3
Gauging Summary
October 30, 2023
AES Indiana
Harding Street Generating Station
Atlas Project No. 170LF01501

Well	Date	Time	DTW, from top of Reference Point	Reference Point Elevation (TOC)		SWE, ft MSL	Notes
MW-110D	10/30/2023	13:49	98.84	679.60		580.76	
Historic Piezometers/Wells							
M-3	10/30/2023	11:23	15.99	693.58		677.59	
M-6	10/30/2023	12:58	dry (10.20)	676.52		<666.32	dry to bottom of piezometer
P-2	10/30/2023	14:20	17.55	675.73		658.18	
P-3	10/30/2023	17:15	23.93	685.67		661.74	
P-4	10/30/2023	15:38	22.05	684.53		662.48	
P-5	10/30/2023	15:34	20.25	683.75		663.50	
P-6	10/30/2023	16:56	14.75	677.49		662.74	
PZ-1	10/30/2023	15:33	44.55	714.54		669.99	
PZ-2	10/30/2023	15:38	dry	714.91		NA	
PZ-3	10/30/2023	15:51	48.10	713.81		665.71	
PZ-4	10/30/2023	not gauged	-	?		-	
PZ-5	10/30/2023	15:28	44.12	714.52		670.40	
PZ-6	10/30/2023	not gauged	-	688.21		-	
PZ-7	10/30/2023	14:47	dry	684.73		NA	
PZ-8	10/30/2023	14:43	dry	683.96		NA	
PZ-9	10/30/2023	not gauged	-	683.86		-	
PZ-10	10/30/2023	not gauged	-	683.91		-	
PZ-11	10/30/2023	12:45	25.80	685.12		659.32	
PZ-12	10/30/2023	11:52	25.80	709.68		683.88	suspect reading
PZ-13	10/30/2023	11:54	37.68	698.01		660.33	
PZ-14	10/30/2023	not gauged		708.67		-	
Ash Pond Piezometers							
P1 PZ-1S	10/30/2023	14:28	19.51	687.30		667.79	
P1 PZ-1D	10/30/2023	14:25	26.41	687.25		660.84	
P2 PZ-1S	10/30/2023	14:40	54.80	717.16		662.36	
P2 PZ-1D	10/30/2023	14:42	58.45	716.33		657.88	
P2 PZ-2S	10/30/2023	cant locate	-	707.15		-	
P2 PZ-2D	10/30/2023	cant locate	-	706.92		-	
P2 PZ-3S	10/30/2023	14:56	56.52	718.21		661.69	
P2 PZ-3D	10/30/2023	14:49	63.71	718.19		654.48	
P2 A/B PZ-1S	10/30/2023	13:41	30.20	691.55		661.35	
P2 A/B PZ-1D	10/30/2023	13:45	31.44	691.19		659.75	
P2 A/B PZ-2S	10/30/2023	13:49	28.23	689.49		661.26	
P2 A/B PZ-2D	10/30/2023	13:51	29.30	689.06		659.76	
P3 PZ-1S	10/30/2023	14:01	10.03	680.52		670.49	
P3 PZ-1D	10/30/2023	14:02	20.40	681.15		660.75	
Drive Point Piezometers							
HA PZ-1	10/30/2023	17:25	9.05	670.80		661.75	
HA PZ-2	10/30/2023	piezo severely bent/cannot gauge		670.56		-	
HA PZ-3	10/30/2023	10:52	15.75	671.08		655.33	
HA PZ-4	10/30/2023	11:28	9.61	663.67		654.06	
HA PZ-5	10/30/2023	12:00	12.90	667.91		655.01	
Well	Date	Time	Water Gauge Level (ft)	Reference Point Elevation (top of gage placard)	Staff Total Height (ft)*	SWE, ft MSL	Notes
Survey Shot SG-2	10/30/2023	10:25		-	-	655.10	location staked 10/30/23, surveyed in 10/31/23
Survey Shot SG-3	10/30/2023	10:50		-	-	654.73	location staked 10/30/23, surveyed in 10/31/23
Survey Shot SG-4	10/30/2023	11:30		-	-	654.22	location staked 10/30/23, surveyed in 10/31/23
Survey Shot SG-5	10/30/2023	12:02		-	-	654.19	location staked 10/30/23, surveyed in 10/31/23
	Date	Time	Gage Height Above Datum (ft)	Datum Height		SWE, ft MSL	Notes
River Gage	10/30/2023	12:00	2.29	662.73		665.02	Upstream of lowhead dam

Flow Rate Calculations - November 2023
 AES Indiana Harding Street Generating Station
 Indianapolis, Indiana
 Atlas Project No. 170LF01501

HSS SHALLOW ZONE FIGURE 8		Flow Rate Line	FR1	FR2	FR3
10/30/2023					
ΔH (ft)	Potentiometric Surface Hydraulic Head Change	20	15	25	
ΔL (ft)	Flow Line Length	1740	490	2350	
K (hydraulic conductivity (ft/day))	(2016 C/PC Plan)	308	308	308	
I ($\Delta H/\Delta L$)		0.0115	0.0306	0.011	
n_e (effective porosity, dimensionless)	(2016 C/PC Plan)	0.35	0.35	0.35	
v (ft/day)		10.1	26.9	10.0	
HSS INTERMEDIATE ZONE FIGURE 9		Flow Rate Line	FR1	FR2	
10/30/2023					
ΔH (ft)	Potentiometric Surface Hydraulic Head Change	45	30		
ΔL (ft)	Flow Line Length	620	2300		
K (hydraulic conductivity (ft/day))	(2016 C/PC Plan)	308	308		
I ($\Delta H/\Delta L$)		0.0726	0.0130		
n_e (effective porosity, dimensionless)	(2016 C/PC Plan)	0.35	0.35		
v (ft/day)		63.9	11.4		
HSS DEEP ZONE FIGURE 10		Flow Rate Line	FR1	FR2	FR3
10/30/2023					
ΔH (ft)	Potentiometric Surface Hydraulic Head Change	40	30	50	
ΔL (ft)	Flow Line Length	2080	1930	1630	
K (hydraulic conductivity (ft/day))	(2016 C/PC Plan)	308	308	308	
I ($\Delta H/\Delta L$)		0.0192	0.0155	0.03	
n_e (effective porosity, dimensionless)	(2016 C/PC Plan)	0.35	0.35	0.35	
v (ft/day)		16.9	13.6	30.0	

Notes

1 - Average linear velocity equation from Fetter, C.W., 1980, Applied Hydrogeology: Merrill Publishing Company, 592 p.

$$v = Q/n_e A^1 = KI/n_e$$

Appendix B: Laboratory Certificates of Analyses

November 2022

March 06, 2023

Mr. Mark Breting
ATC Group Services
7988 Centerpoint Drive
Suite 100
Indianapolis, IN 46256

RE: Project: Harding St Profile 1 Report 2
Pace Project No.: 50329936

Dear Mr. Breting:

Enclosed are the analytical results for sample(s) received by the laboratory on November 02, 2022. The results relate only to the samples included in this report. Results reported herein conform to the applicable TNI/NELAC Standards and the laboratory's Quality Manual, where applicable, unless otherwise noted in the body of the report.

The test results provided in this final report were generated by each of the following laboratories within the Pace Network:

- Pace Analytical Services - Indianapolis
- Pace Analytical Services - Greensburg

If you have any questions concerning this report, please feel free to contact me.

Sincerely,



Will Statz
will.statz@pacelabs.com
(317)228-3105
Project Manager

Enclosures

cc: Mr. Robert Miller, Haley & Aldrich



REPORT OF LABORATORY ANALYSIS

This report shall not be reproduced, except in full,
without the written consent of Pace Analytical Services, LLC.

CERTIFICATIONS

Project: Harding St Profile 1 Report 2
Pace Project No.: 50329936

Pace Analytical Services Pennsylvania

1638 Roseytown Rd Suites 2,3&4, Greensburg, PA 15601
ANAB DOD-ELAP Rad Accreditation #: L2417
Alabama Certification #: 41590
Arizona Certification #: AZ0734
Arkansas Certification
California Certification #: 04222CA
Colorado Certification #: PA01547
Connecticut Certification #: PH-0694
Delaware Certification
EPA Region 4 DW Rad
Florida/TNI Certification #: E87683
Georgia Certification #: C040
Florida: Cert E871149 SEKS WET
Guam Certification
Hawaii Certification
Idaho Certification
Illinois Certification
Indiana Certification
Iowa Certification #: 391
Kansas/TNI Certification #: E-10358
Kentucky Certification #: KY90133
KY WW Permit #: KY0098221
KY WW Permit #: KY0000221
Louisiana DHH/TNI Certification #: LA180012
Louisiana DEQ/TNI Certification #: 4086
Maine Certification #: 2017020
Maryland Certification #: 308
Massachusetts Certification #: M-PA1457
Michigan/PADEP Certification #: 9991

Missouri Certification #: 235
Montana Certification #: Cert0082
Nebraska Certification #: NE-OS-29-14
Nevada Certification #: PA014572018-1
New Hampshire/TNI Certification #: 297617
New Jersey/TNI Certification #: PA051
New Mexico Certification #: PA01457
New York/TNI Certification #: 10888
North Carolina Certification #: 42706
North Dakota Certification #: R-190
Ohio EPA Rad Approval: #41249
Oregon/TNI Certification #: PA200002-010
Pennsylvania/TNI Certification #: 65-00282
Puerto Rico Certification #: PA01457
Rhode Island Certification #: 65-00282
South Dakota Certification
Tennessee Certification #: 02867
Texas/TNI Certification #: T104704188-17-3
Utah/TNI Certification #: PA014572017-9
USDA Soil Permit #: P330-17-00091
Vermont Dept. of Health: ID# VT-0282
Virgin Island/PADEP Certification
Virginia/VELAP Certification #: 460198
Washington Certification #: C868
West Virginia DEP Certification #: 143
West Virginia DHHR Certification #: 9964C
Wisconsin Approve List for Rad
Wyoming Certification #: 8TMS-L

Pace Analytical Services Indianapolis

7726 Moller Road, Indianapolis, IN 46268
Illinois Accreditation #: 200074
Indiana Drinking Water Laboratory #: C-49-06
Kansas/TNI Certification #: E-10177
Kentucky UST Agency Interest #: 80226
Kentucky WW Laboratory ID #: 98019
Michigan Drinking Water Laboratory #9050

Ohio VAP Certified Laboratory #: CL0065
Oklahoma Laboratory #: 9204
Texas Certification #: T104704355
Wisconsin Laboratory #: 999788130
USDA Foreign Soil Permit #: 525-23-13-23119
USDA Compliance Agreement #: IN-SL-22-001

REPORT OF LABORATORY ANALYSIS

This report shall not be reproduced, except in full,
without the written consent of Pace Analytical Services, LLC.

SAMPLE SUMMARY

Project: Harding St Profile 1 Report 2

Pace Project No.: 50329936

Lab ID	Sample ID	Matrix	Date Collected	Date Received
50329936001	MW-103S	Water	11/01/22 15:10	11/02/22 15:20
50329936002	MW-103I	Water	11/01/22 13:15	11/02/22 15:20
50329936003	MW-103I MS	Water	11/01/22 13:15	11/02/22 15:20
50329936004	MW-103I MSD	Water	11/01/22 13:15	11/02/22 15:20
50329936005	MW-103D	Water	11/01/22 11:35	11/02/22 15:20

REPORT OF LABORATORY ANALYSIS

This report shall not be reproduced, except in full,
without the written consent of Pace Analytical Services, LLC.

SAMPLE ANALYTE COUNT

Project: Harding St Profile 1 Report 2

Pace Project No.: 50329936

Lab ID	Sample ID	Method	Analysts	Analytes Reported	Laboratory
50329936001	MW-103S	EPA 9056	RMR	3	PASI-I
		EPA 6010	JPK	15	PASI-I
		EPA 6010	JPK	3	PASI-I
		EPA 6020	CAW	4	PASI-I
		EPA 903.1	JDZ	1	PASI-PA
		EPA 904.0	ZPC	1	PASI-PA
		Total Radium Calculation	JAL	1	PASI-PA
		SM 2320B	TAY	3	PASI-I
		SM 2540C	AEL	1	PASI-I
		SM 4500-H+B	TRK	1	PASI-I
		SM 4500-S2-D	ZM	1	PASI-I
		HACH 8146	ZM	1	PASI-I
		EPA 353.2	OAS	2	PASI-I
		EPA 365.1	MMS	1	PASI-I
		SM 5310C	ATS	1	PASI-I
		SM 5310C	ATS	1	PASI-I
		50329936002	MW-103I	EPA 9056	RMR
EPA 6010	JPK			15	PASI-I
EPA 6010	JPK			3	PASI-I
EPA 6020	CAW			4	PASI-I
EPA 903.1	JDZ			1	PASI-PA
EPA 904.0	ZPC			1	PASI-PA
Total Radium Calculation	JAL			1	PASI-PA
SM 2320B	TAY			3	PASI-I
SM 2540C	AEL			1	PASI-I
SM 4500-H+B	TRK			1	PASI-I
SM 4500-S2-D	ZM			1	PASI-I
HACH 8146	ZM			1	PASI-I
EPA 353.2	OAS			2	PASI-I
EPA 365.1	MMS			1	PASI-I
SM 5310C	ATS			1	PASI-I
SM 5310C	ATS			1	PASI-I
50329936003	MW-103I MS			EPA 903.1	JDZ
		EPA 904.0	ZPC	1	PASI-PA
50329936004	MW-103I MSD	EPA 903.1	JDZ	1	PASI-PA
		EPA 904.0	ZPC	1	PASI-PA
50329936005	MW-103D	EPA 9056	RMR	3	PASI-I

REPORT OF LABORATORY ANALYSIS

This report shall not be reproduced, except in full,
without the written consent of Pace Analytical Services, LLC.

SAMPLE ANALYTE COUNT

Project: Harding St Profile 1 Report 2

Pace Project No.: 50329936

Lab ID	Sample ID	Method	Analysts	Analytes Reported	Laboratory
		EPA 6010	JPK	15	PASI-I
		EPA 6010	JPK	3	PASI-I
		EPA 6020	CAW	4	PASI-I
		EPA 903.1	JDZ	1	PASI-PA
		EPA 904.0	ZPC	1	PASI-PA
		Total Radium Calculation	JAL	1	PASI-PA
		SM 2320B	TAY	3	PASI-I
		SM 2540C	AEL	1	PASI-I
		SM 4500-H+B	TRK	1	PASI-I
		SM 4500-S2-D	ZM	1	PASI-I
		HACH 8146	ZM	1	PASI-I
		EPA 353.2	OAS	2	PASI-I
		EPA 365.1	MMS	1	PASI-I
		SM 5310C	ATS	1	PASI-I
		SM 5310C	ATS	1	PASI-I

PASI-I = Pace Analytical Services - Indianapolis

PASI-PA = Pace Analytical Services - Greensburg

REPORT OF LABORATORY ANALYSIS

This report shall not be reproduced, except in full,
without the written consent of Pace Analytical Services, LLC.

SUMMARY OF DETECTION

Project: Harding St Profile 1 Report 2

Pace Project No.: 50329936

Lab Sample ID	Client Sample ID	Result	Units	Report Limit	Analyzed	Qualifiers
Method	Parameters					
50329936001	MW-103S					
EPA 9056	Chloride	71.2	mg/L	2.5	11/08/22 06:22	
EPA 9056	Fluoride	0.17	mg/L	0.10	11/08/22 06:06	
EPA 9056	Sulfate	380	mg/L	25.0	11/08/22 06:39	
EPA 6010	Barium	64.5	ug/L	10.0	11/15/22 00:13	
EPA 6010	Boron	796	ug/L	100	11/15/22 00:13	
EPA 6010	Calcium	272000	ug/L	2000	11/15/22 00:37	
EPA 6010	Iron	14500	ug/L	100	11/15/22 00:13	
EPA 6010	Magnesium	77400	ug/L	1000	11/15/22 00:13	
EPA 6010	Manganese	276	ug/L	10.0	11/15/22 00:13	
EPA 6010	Molybdenum	21.0	ug/L	10.0	11/15/22 00:13	
EPA 6010	Potassium	2310	ug/L	1000	11/15/22 00:13	
EPA 6010	Silica	22300	ug/L	450	11/15/22 00:13	N2
EPA 6010	Sodium	49800	ug/L	1000	11/15/22 00:13	
EPA 6010	Iron, Dissolved	14900	ug/L	100	11/10/22 03:28	
EPA 6010	Manganese, Dissolved	287	ug/L	10.0	11/10/22 03:28	
EPA 6010	Molybdenum, Dissolved	21.5	ug/L	10.0	11/10/22 03:28	
EPA 6020	Arsenic	20.2	ug/L	1.0	11/04/22 16:00	
EPA 6020	Cobalt	2.3	ug/L	1.0	11/04/22 16:00	
EPA 903.1	Radium-226	0.153 ± 0.426 (0.826)	pCi/L		11/21/22 17:16	
EPA 904.0	Radium-228	C:NA T:95% 1.24 ± 0.454 (0.672)	pCi/L		11/22/22 12:47	
		C:77% T:90%				
Total Radium Calculation	Total Radium	1.39 ± 0.880 (1.50)	pCi/L		11/28/22 14:07	
SM 2320B	Alkalinity, Total as CaCO3	612	mg/L	10.0	11/03/22 15:57	
SM 2320B	Alkalinity,Bicarbonate (CaCO3)	612	mg/L	10.0	11/03/22 15:57	
SM 2540C	Total Dissolved Solids	1320	mg/L	20.0	11/05/22 10:01	
SM 4500-H+B	pH at 25 Degrees C	7.0	Std. Units	0.10	11/05/22 15:45	H3
SM 5310C	Total Organic Carbon	5.2	mg/L	1.0	11/11/22 18:40	
SM 5310C	Dissolved Organic Carbon	6.0	mg/L	1.0	11/15/22 21:33	
50329936002	MW-103I					
EPA 9056	Chloride	174	mg/L	25.0	11/08/22 07:28	
EPA 9056	Fluoride	0.17	mg/L	0.10	11/08/22 06:55	
EPA 9056	Sulfate	23.7	mg/L	0.25	11/08/22 06:55	
EPA 6010	Barium	215	ug/L	10.0	11/15/22 00:15	
EPA 6010	Boron	206	ug/L	100	11/15/22 00:15	
EPA 6010	Calcium	95200	ug/L	1000	11/15/22 00:15	
EPA 6010	Iron	1680	ug/L	100	11/15/22 00:15	
EPA 6010	Magnesium	28400	ug/L	1000	11/15/22 00:15	
EPA 6010	Manganese	322	ug/L	10.0	11/15/22 00:15	
EPA 6010	Potassium	7440	ug/L	1000	11/15/22 00:15	
EPA 6010	Silica	10300	ug/L	450	11/15/22 00:15	N2
EPA 6010	Sodium	72200	ug/L	1000	11/15/22 00:15	

REPORT OF LABORATORY ANALYSIS

This report shall not be reproduced, except in full,
without the written consent of Pace Analytical Services, LLC.

SUMMARY OF DETECTION

Project: Harding St Profile 1 Report 2

Pace Project No.: 50329936

Lab Sample ID	Client Sample ID	Result	Units	Report Limit	Analyzed	Qualifiers
Method	Parameters					
50329936002	MW-103I					
EPA 6010	Iron, Dissolved	1420	ug/L	100	11/10/22 03:31	
EPA 6010	Manganese, Dissolved	291	ug/L	10.0	11/10/22 03:31	
EPA 903.1	Radium-226	1.42 ± 0.582 (0.154)	pCi/L		11/21/22 17:16	
EPA 904.0	Radium-228	C:NA T:97% 0.542 ± 0.364 (0.701)	pCi/L		11/22/22 12:47	
Total Radium Calculation	Total Radium	C:77% T:92% 1.96 ± 0.946 (0.855)	pCi/L		11/28/22 14:07	
SM 2320B	Alkalinity, Total as CaCO3	266	mg/L	10.0	11/03/22 15:57	
SM 2320B	Alkalinity,Bicarbonate (CaCO3)	266	mg/L	10.0	11/03/22 15:57	
SM 2540C	Total Dissolved Solids	632	mg/L	20.0	11/05/22 10:01	
SM 4500-H+B	pH at 25 Degrees C	7.5	Std. Units	0.10	11/05/22 15:47	H3
SM 5310C	Total Organic Carbon	3.3	mg/L	1.0	11/11/22 19:00	
SM 5310C	Dissolved Organic Carbon	3.4	mg/L	1.0	11/15/22 21:53	
50329936003	MW-103I MS					
EPA 903.1	Radium-226	109.33 %REC ± NA (NA)	pCi/L		11/21/22 17:16	
EPA 904.0	Radium-228	C:NA T:NA 115.5 %REC ± NA (NA)	pCi/L		11/22/22 12:47	
50329936004	MW-103I MSD					
EPA 903.1	Radium-226	109.10 %REC 0.21RPD ± NA (NA)	pCi/L		11/21/22 17:16	
EPA 904.0	Radium-228	C:NA T:NA 113.23 %REC 1.99RPD ± NA (NA)	pCi/L		11/22/22 12:47	
50329936005	MW-103D					
EPA 9056	Chloride	175	mg/L	25.0	11/08/22 10:29	
EPA 9056	Fluoride	0.13	mg/L	0.10	11/08/22 09:56	
EPA 9056	Sulfate	57.6	mg/L	2.5	11/08/22 10:13	
EPA 6010	Barium	371	ug/L	10.0	11/15/22 00:30	
EPA 6010	Boron	318	ug/L	100	11/15/22 00:30	
EPA 6010	Calcium	90800	ug/L	1000	11/15/22 00:30	
EPA 6010	Iron	2300	ug/L	100	11/15/22 00:30	
EPA 6010	Magnesium	30600	ug/L	1000	11/15/22 00:30	
EPA 6010	Manganese	126	ug/L	10.0	11/15/22 00:30	

REPORT OF LABORATORY ANALYSIS

This report shall not be reproduced, except in full,
without the written consent of Pace Analytical Services, LLC.

SUMMARY OF DETECTION

Project: Harding St Profile 1 Report 2

Pace Project No.: 50329936

Lab Sample ID Method	Client Sample ID Parameters	Result	Units	Report Limit	Analyzed	Qualifiers
50329936005	MW-103D					
EPA 6010	Potassium	6300	ug/L	1000	11/15/22 00:30	
EPA 6010	Silica	12800	ug/L	450	11/15/22 00:30	N2
EPA 6010	Sodium	85300	ug/L	1000	11/15/22 00:30	
EPA 6010	Iron, Dissolved	2350	ug/L	100	11/10/22 03:46	
EPA 6010	Manganese, Dissolved	138	ug/L	10.0	11/10/22 03:46	
EPA 903.1	Radium-226	0.381 ± 0.832 (1.48) C:NA	pCi/L		11/21/22 17:16	
EPA 904.0	Radium-228	0.667 ± 0.409 (0.768) C:73% T:88%	pCi/L		11/22/22 12:47	
Total Radium Calculation	Total Radium	1.05 ± 1.24 (2.25)	pCi/L		11/28/22 14:07	
SM 2320B	Alkalinity, Total as CaCO3	249	mg/L	10.0	11/03/22 15:57	
SM 2320B	Alkalinity,Bicarbonate (CaCO3)	249	mg/L	10.0	11/03/22 15:57	
SM 2540C	Total Dissolved Solids	634	mg/L	20.0	11/05/22 10:02	
SM 4500-H+B	pH at 25 Degrees C	7.6	Std. Units	0.10	11/05/22 15:48	H3
SM 5310C	Total Organic Carbon	2.1	mg/L	1.0	11/11/22 20:46	
SM 5310C	Dissolved Organic Carbon	2.8	mg/L	1.0	11/15/22 22:54	

REPORT OF LABORATORY ANALYSIS

This report shall not be reproduced, except in full,
without the written consent of Pace Analytical Services, LLC.

ANALYTICAL RESULTS

Project: Harding St Profile 1 Report 2

Pace Project No.: 50329936

Sample: MW-103S **Lab ID: 50329936001** Collected: 11/01/22 15:10 Received: 11/02/22 15:20 Matrix: Water

Parameters	Results	Units	Report			Prepared	Analyzed	CAS No.	Qual
			Limit	MDL	DF				
9056 IC Anions									
Analytical Method: EPA 9056									
Pace Analytical Services - Indianapolis									
Chloride	71.2	mg/L	2.5	0.67	10		11/08/22 06:22	16887-00-6	
Fluoride	0.17	mg/L	0.10	0.017	1		11/08/22 06:06	16984-48-8	
Sulfate	380	mg/L	25.0	8.5	100		11/08/22 06:39	14808-79-8	
6010 MET ICP									
Analytical Method: EPA 6010 Preparation Method: EPA 3010									
Pace Analytical Services - Indianapolis									
Aluminum	ND	ug/L	200	55.4	1	11/11/22 08:45	11/15/22 00:13	7429-90-5	
Barium	64.5	ug/L	10.0	2.1	1	11/11/22 08:45	11/15/22 00:13	7440-39-3	
Boron	796	ug/L	100	37.6	1	11/11/22 08:45	11/15/22 00:13	7440-42-8	
Cadmium	ND	ug/L	2.0	0.66	1	11/11/22 08:45	11/15/22 00:13	7440-43-9	
Calcium	272000	ug/L	2000	326	2	11/11/22 08:45	11/15/22 00:37	7440-70-2	
Chromium	ND	ug/L	10.0	0.97	1	11/11/22 08:45	11/15/22 00:13	7440-47-3	
Iron	14500	ug/L	100	48.8	1	11/11/22 08:45	11/15/22 00:13	7439-89-6	
Lead	ND	ug/L	10.0	2.6	1	11/11/22 08:45	11/15/22 00:13	7439-92-1	
Lithium	ND	ug/L	20.0	6.2	1	11/11/22 08:45	11/15/22 00:13	7439-93-2	
Magnesium	77400	ug/L	1000	71.8	1	11/11/22 08:45	11/15/22 00:13	7439-95-4	
Manganese	276	ug/L	10.0	2.5	1	11/11/22 08:45	11/15/22 00:13	7439-96-5	
Molybdenum	21.0	ug/L	10.0	3.7	1	11/11/22 08:45	11/15/22 00:13	7439-98-7	
Potassium	2310	ug/L	1000	281	1	11/11/22 08:45	11/15/22 00:13	7440-09-7	
Silica	22300	ug/L	450		1	11/11/22 08:45	11/15/22 00:13	7631-86-9	N2
Sodium	49800	ug/L	1000	214	1	11/11/22 08:45	11/15/22 00:13	7440-23-5	
6010 MET ICP, Dissolved									
Analytical Method: EPA 6010 Preparation Method: EPA 3010									
Pace Analytical Services - Indianapolis									
Iron, Dissolved	14900	ug/L	100	48.8	1	11/09/22 08:32	11/10/22 03:28	7439-89-6	
Manganese, Dissolved	287	ug/L	10.0	2.5	1	11/09/22 08:32	11/10/22 03:28	7439-96-5	
Molybdenum, Dissolved	21.5	ug/L	10.0	3.7	1	11/09/22 08:32	11/10/22 03:28	7439-98-7	
6020 MET ICPMS									
Analytical Method: EPA 6020 Preparation Method: EPA 200.2									
Pace Analytical Services - Indianapolis									
Antimony	ND	ug/L	1.0	0.075	1	11/03/22 08:20	11/04/22 16:00	7440-36-0	
Arsenic	20.2	ug/L	1.0	0.17	1	11/03/22 08:20	11/04/22 16:00	7440-38-2	
Cobalt	2.3	ug/L	1.0	0.041	1	11/03/22 08:20	11/04/22 16:00	7440-48-4	
Selenium	ND	ug/L	1.0	0.33	1	11/03/22 08:20	11/04/22 16:00	7782-49-2	
2320B Alkalinity									
Analytical Method: SM 2320B									
Pace Analytical Services - Indianapolis									
Alkalinity, Total as CaCO3	612	mg/L	10.0	10.0	1		11/03/22 15:57		
Alkalinity,Bicarbonate (CaCO3)	612	mg/L	10.0	10.0	1		11/03/22 15:57		
Alkalinity,Carbonate (CaCO3)	ND	mg/L	10.0	10.0	1		11/03/22 15:57		
2540C Total Dissolved Solids									
Analytical Method: SM 2540C									
Pace Analytical Services - Indianapolis									
Total Dissolved Solids	1320	mg/L	20.0	20.0	1		11/05/22 10:01		

REPORT OF LABORATORY ANALYSIS

This report shall not be reproduced, except in full,
without the written consent of Pace Analytical Services, LLC.

ANALYTICAL RESULTS

Project: Harding St Profile 1 Report 2

Pace Project No.: 50329936

Sample: MW-103S		Lab ID: 50329936001		Collected: 11/01/22 15:10	Received: 11/02/22 15:20	Matrix: Water				
Parameters	Results	Units	Report Limit	MDL	DF	Prepared	Analyzed	CAS No.	Qual	
4500H+ pH, Electrometric		Analytical Method: SM 4500-H+B Pace Analytical Services - Indianapolis								
pH at 25 Degrees C	7.0	Std. Units	0.10	0.10	1		11/05/22 15:45		H3	
4500S2D Sulfide Water		Analytical Method: SM 4500-S2-D Pace Analytical Services - Indianapolis								
Sulfide	ND	mg/L	0.10	0.025	1		11/04/22 17:20	18496-25-8	P4	
Iron, Ferrous		Analytical Method: HACH 8146 Pace Analytical Services - Indianapolis								
Iron, Ferrous	ND	mg/L	0.20	0.096	1		11/09/22 16:08	15438-31-0	H3,N2	
353.2 Nitrogen, NO2/NO3 unpres		Analytical Method: EPA 353.2 Pace Analytical Services - Indianapolis								
Nitrogen, Nitrate	ND	mg/L	2.0	0.22	20		11/02/22 18:55	14797-55-8	D3	
Nitrogen, Nitrite	ND	mg/L	2.0	0.080	20		11/02/22 18:55	14797-65-0	D3	
365.1 Total Phosphorus		Analytical Method: EPA 365.1 Preparation Method: EPA 365.1 Pace Analytical Services - Indianapolis								
Phosphate as P04	ND	mg/L	0.15	0.15	1	11/19/22 05:30	11/19/22 16:43			
5310C TOC		Analytical Method: SM 5310C Pace Analytical Services - Indianapolis								
Total Organic Carbon	5.2	mg/L	1.0	0.14	1		11/11/22 18:40	7440-44-0		
5310C Dissolved Organic Carbon		Analytical Method: SM 5310C Pace Analytical Services - Indianapolis								
Dissolved Organic Carbon	6.0	mg/L	1.0	0.14	1		11/15/22 21:33			

REPORT OF LABORATORY ANALYSIS

This report shall not be reproduced, except in full,
without the written consent of Pace Analytical Services, LLC.

ANALYTICAL RESULTS

Project: Harding St Profile 1 Report 2

Pace Project No.: 50329936

Sample: MW-1031 **Lab ID: 50329936002** Collected: 11/01/22 13:15 Received: 11/02/22 15:20 Matrix: Water

Parameters	Results	Units	Report			Prepared	Analyzed	CAS No.	Qual
			Limit	MDL	DF				
9056 IC Anions									
Analytical Method: EPA 9056									
Pace Analytical Services - Indianapolis									
Chloride	174	mg/L	25.0	6.7	100		11/08/22 07:28	16887-00-6	
Fluoride	0.17	mg/L	0.10	0.017	1		11/08/22 06:55	16984-48-8	
Sulfate	23.7	mg/L	0.25	0.085	1		11/08/22 06:55	14808-79-8	
6010 MET ICP									
Analytical Method: EPA 6010 Preparation Method: EPA 3010									
Pace Analytical Services - Indianapolis									
Aluminum	ND	ug/L	200	55.4	1	11/11/22 08:45	11/15/22 00:15	7429-90-5	
Barium	215	ug/L	10.0	2.1	1	11/11/22 08:45	11/15/22 00:15	7440-39-3	
Boron	206	ug/L	100	37.6	1	11/11/22 08:45	11/15/22 00:15	7440-42-8	
Cadmium	ND	ug/L	2.0	0.66	1	11/11/22 08:45	11/15/22 00:15	7440-43-9	
Calcium	95200	ug/L	1000	163	1	11/11/22 08:45	11/15/22 00:15	7440-70-2	
Chromium	ND	ug/L	10.0	0.97	1	11/11/22 08:45	11/15/22 00:15	7440-47-3	
Iron	1680	ug/L	100	48.8	1	11/11/22 08:45	11/15/22 00:15	7439-89-6	
Lead	ND	ug/L	10.0	2.6	1	11/11/22 08:45	11/15/22 00:15	7439-92-1	
Lithium	ND	ug/L	20.0	6.2	1	11/11/22 08:45	11/15/22 00:15	7439-93-2	
Magnesium	28400	ug/L	1000	71.8	1	11/11/22 08:45	11/15/22 00:15	7439-95-4	
Manganese	322	ug/L	10.0	2.5	1	11/11/22 08:45	11/15/22 00:15	7439-96-5	
Molybdenum	ND	ug/L	10.0	3.7	1	11/11/22 08:45	11/15/22 00:15	7439-98-7	
Potassium	7440	ug/L	1000	281	1	11/11/22 08:45	11/15/22 00:15	7440-09-7	
Silica	10300	ug/L	450		1	11/11/22 08:45	11/15/22 00:15	7631-86-9	N2
Sodium	72200	ug/L	1000	214	1	11/11/22 08:45	11/15/22 00:15	7440-23-5	
6010 MET ICP, Dissolved									
Analytical Method: EPA 6010 Preparation Method: EPA 3010									
Pace Analytical Services - Indianapolis									
Iron, Dissolved	1420	ug/L	100	48.8	1	11/09/22 08:32	11/10/22 03:31	7439-89-6	
Manganese, Dissolved	291	ug/L	10.0	2.5	1	11/09/22 08:32	11/10/22 03:31	7439-96-5	
Molybdenum, Dissolved	ND	ug/L	10.0	3.7	1	11/09/22 08:32	11/10/22 03:31	7439-98-7	
6020 MET ICPMS									
Analytical Method: EPA 6020 Preparation Method: EPA 200.2									
Pace Analytical Services - Indianapolis									
Antimony	ND	ug/L	1.0	0.075	1	11/03/22 08:20	11/04/22 14:29	7440-36-0	
Arsenic	ND	ug/L	1.0	0.17	1	11/03/22 08:20	11/04/22 14:29	7440-38-2	
Cobalt	ND	ug/L	1.0	0.041	1	11/03/22 08:20	11/04/22 14:29	7440-48-4	
Selenium	ND	ug/L	1.0	0.33	1	11/03/22 08:20	11/04/22 14:29	7782-49-2	
2320B Alkalinity									
Analytical Method: SM 2320B									
Pace Analytical Services - Indianapolis									
Alkalinity, Total as CaCO3	266	mg/L	10.0	10.0	1		11/03/22 15:57		
Alkalinity,Bicarbonate (CaCO3)	266	mg/L	10.0	10.0	1		11/03/22 15:57		
Alkalinity,Carbonate (CaCO3)	ND	mg/L	10.0	10.0	1		11/03/22 15:57		
2540C Total Dissolved Solids									
Analytical Method: SM 2540C									
Pace Analytical Services - Indianapolis									
Total Dissolved Solids	632	mg/L	20.0	20.0	1		11/05/22 10:01		

REPORT OF LABORATORY ANALYSIS

This report shall not be reproduced, except in full,
without the written consent of Pace Analytical Services, LLC.

ANALYTICAL RESULTS

Project: Harding St Profile 1 Report 2

Pace Project No.: 50329936

Sample: MW-1031		Lab ID: 50329936002		Collected: 11/01/22 13:15	Received: 11/02/22 15:20	Matrix: Water			
Parameters	Results	Units	Report Limit	MDL	DF	Prepared	Analyzed	CAS No.	Qual
4500H+ pH, Electrometric		Analytical Method: SM 4500-H+B Pace Analytical Services - Indianapolis							
pH at 25 Degrees C	7.5	Std. Units	0.10	0.10	1		11/05/22 15:47		H3
4500S2D Sulfide Water		Analytical Method: SM 4500-S2-D Pace Analytical Services - Indianapolis							
Sulfide	ND	mg/L	0.10	0.025	1		11/04/22 17:20	18496-25-8	
Iron, Ferrous		Analytical Method: HACH 8146 Pace Analytical Services - Indianapolis							
Iron, Ferrous	ND	mg/L	0.20	0.096	1		11/09/22 16:07	15438-31-0	H3,N2
353.2 Nitrogen, NO2/NO3 unpres		Analytical Method: EPA 353.2 Pace Analytical Services - Indianapolis							
Nitrogen, Nitrate	ND	mg/L	0.10	0.011	1		11/02/22 18:48	14797-55-8	
Nitrogen, Nitrite	ND	mg/L	0.10	0.0040	1		11/02/22 18:48	14797-65-0	
365.1 Total Phosphorus		Analytical Method: EPA 365.1 Preparation Method: EPA 365.1 Pace Analytical Services - Indianapolis							
Phosphate as P04	ND	mg/L	0.15	0.15	1	11/19/22 05:30	11/19/22 16:43		
5310C TOC		Analytical Method: SM 5310C Pace Analytical Services - Indianapolis							
Total Organic Carbon	3.3	mg/L	1.0	0.14	1		11/11/22 19:00	7440-44-0	
5310C Dissolved Organic Carbon		Analytical Method: SM 5310C Pace Analytical Services - Indianapolis							
Dissolved Organic Carbon	3.4	mg/L	1.0	0.14	1		11/15/22 21:53		

REPORT OF LABORATORY ANALYSIS

This report shall not be reproduced, except in full,
without the written consent of Pace Analytical Services, LLC.

ANALYTICAL RESULTS

Project: Harding St Profile 1 Report 2

Pace Project No.: 50329936

Sample: MW-103D **Lab ID: 50329936005** Collected: 11/01/22 11:35 Received: 11/02/22 15:20 Matrix: Water

Parameters	Results	Units	Report			Prepared	Analyzed	CAS No.	Qual
			Limit	MDL	DF				
9056 IC Anions									
Analytical Method: EPA 9056									
Pace Analytical Services - Indianapolis									
Chloride	175	mg/L	25.0	6.7	100		11/08/22 10:29	16887-00-6	
Fluoride	0.13	mg/L	0.10	0.017	1		11/08/22 09:56	16984-48-8	
Sulfate	57.6	mg/L	2.5	0.85	10		11/08/22 10:13	14808-79-8	
6010 MET ICP									
Analytical Method: EPA 6010 Preparation Method: EPA 3010									
Pace Analytical Services - Indianapolis									
Aluminum	ND	ug/L	200	55.4	1	11/11/22 08:45	11/15/22 00:30	7429-90-5	
Barium	371	ug/L	10.0	2.1	1	11/11/22 08:45	11/15/22 00:30	7440-39-3	
Boron	318	ug/L	100	37.6	1	11/11/22 08:45	11/15/22 00:30	7440-42-8	
Cadmium	ND	ug/L	2.0	0.66	1	11/11/22 08:45	11/15/22 00:30	7440-43-9	
Calcium	90800	ug/L	1000	163	1	11/11/22 08:45	11/15/22 00:30	7440-70-2	
Chromium	ND	ug/L	10.0	0.97	1	11/11/22 08:45	11/15/22 00:30	7440-47-3	
Iron	2300	ug/L	100	48.8	1	11/11/22 08:45	11/15/22 00:30	7439-89-6	
Lead	ND	ug/L	10.0	2.6	1	11/11/22 08:45	11/15/22 00:30	7439-92-1	
Lithium	ND	ug/L	20.0	6.2	1	11/11/22 08:45	11/15/22 00:30	7439-93-2	
Magnesium	30600	ug/L	1000	71.8	1	11/11/22 08:45	11/15/22 00:30	7439-95-4	
Manganese	126	ug/L	10.0	2.5	1	11/11/22 08:45	11/15/22 00:30	7439-96-5	
Molybdenum	ND	ug/L	10.0	3.7	1	11/11/22 08:45	11/15/22 00:30	7439-98-7	
Potassium	6300	ug/L	1000	281	1	11/11/22 08:45	11/15/22 00:30	7440-09-7	
Silica	12800	ug/L	450		1	11/11/22 08:45	11/15/22 00:30	7631-86-9	N2
Sodium	85300	ug/L	1000	214	1	11/11/22 08:45	11/15/22 00:30	7440-23-5	
6010 MET ICP, Dissolved									
Analytical Method: EPA 6010 Preparation Method: EPA 3010									
Pace Analytical Services - Indianapolis									
Iron, Dissolved	2350	ug/L	100	48.8	1	11/09/22 08:32	11/10/22 03:46	7439-89-6	
Manganese, Dissolved	138	ug/L	10.0	2.5	1	11/09/22 08:32	11/10/22 03:46	7439-96-5	
Molybdenum, Dissolved	ND	ug/L	10.0	3.7	1	11/09/22 08:32	11/10/22 03:46	7439-98-7	
6020 MET ICPMS									
Analytical Method: EPA 6020 Preparation Method: EPA 200.2									
Pace Analytical Services - Indianapolis									
Antimony	ND	ug/L	1.0	0.075	1	11/03/22 08:20	11/04/22 16:05	7440-36-0	
Arsenic	ND	ug/L	1.0	0.17	1	11/03/22 08:20	11/04/22 16:05	7440-38-2	
Cobalt	ND	ug/L	1.0	0.041	1	11/03/22 08:20	11/04/22 16:05	7440-48-4	
Selenium	ND	ug/L	1.0	0.33	1	11/03/22 08:20	11/04/22 16:05	7782-49-2	
2320B Alkalinity									
Analytical Method: SM 2320B									
Pace Analytical Services - Indianapolis									
Alkalinity, Total as CaCO3	249	mg/L	10.0	10.0	1		11/03/22 15:57		
Alkalinity,Bicarbonate (CaCO3)	249	mg/L	10.0	10.0	1		11/03/22 15:57		
Alkalinity,Carbonate (CaCO3)	ND	mg/L	10.0	10.0	1		11/03/22 15:57		
2540C Total Dissolved Solids									
Analytical Method: SM 2540C									
Pace Analytical Services - Indianapolis									
Total Dissolved Solids	634	mg/L	20.0	20.0	1		11/05/22 10:02		

REPORT OF LABORATORY ANALYSIS

This report shall not be reproduced, except in full,
without the written consent of Pace Analytical Services, LLC.

ANALYTICAL RESULTS

Project: Harding St Profile 1 Report 2

Pace Project No.: 50329936

Sample: MW-103D		Lab ID: 50329936005		Collected: 11/01/22 11:35	Received: 11/02/22 15:20	Matrix: Water				
Parameters	Results	Units	Report Limit	MDL	DF	Prepared	Analyzed	CAS No.	Qual	
4500H+ pH, Electrometric		Analytical Method: SM 4500-H+B Pace Analytical Services - Indianapolis								
pH at 25 Degrees C	7.6	Std. Units	0.10	0.10	1		11/05/22 15:48		H3	
4500S2D Sulfide Water		Analytical Method: SM 4500-S2-D Pace Analytical Services - Indianapolis								
Sulfide	ND	mg/L	0.10	0.025	1		11/04/22 17:20	18496-25-8		
Iron, Ferrous		Analytical Method: HACH 8146 Pace Analytical Services - Indianapolis								
Iron, Ferrous	ND	mg/L	0.20	0.096	1		11/09/22 16:06	15438-31-0	H3,N2	
353.2 Nitrogen, NO2/NO3 unpres		Analytical Method: EPA 353.2 Pace Analytical Services - Indianapolis								
Nitrogen, Nitrate	ND	mg/L	0.10	0.011	1		11/02/22 18:38	14797-55-8		
Nitrogen, Nitrite	ND	mg/L	0.10	0.0040	1		11/02/22 18:38	14797-65-0		
365.1 Total Phosphorus		Analytical Method: EPA 365.1 Preparation Method: EPA 365.1 Pace Analytical Services - Indianapolis								
Phosphate as P04	ND	mg/L	0.15	0.15	1	11/19/22 05:30	11/19/22 16:45			
5310C TOC		Analytical Method: SM 5310C Pace Analytical Services - Indianapolis								
Total Organic Carbon	2.1	mg/L	1.0	0.14	1		11/11/22 20:46	7440-44-0		
5310C Dissolved Organic Carbon		Analytical Method: SM 5310C Pace Analytical Services - Indianapolis								
Dissolved Organic Carbon	2.8	mg/L	1.0	0.14	1		11/15/22 22:54			

REPORT OF LABORATORY ANALYSIS

This report shall not be reproduced, except in full,
without the written consent of Pace Analytical Services, LLC.

QUALITY CONTROL DATA

Project: Harding St Profile 1 Report 2

Pace Project No.: 50329936

QC Batch:	704404	Analysis Method:	EPA 9056
QC Batch Method:	EPA 9056	Analysis Description:	9056 IC Anions
		Laboratory:	Pace Analytical Services - Indianapolis

Associated Lab Samples: 50329936001, 50329936002, 50329936005

METHOD BLANK: 3238271 Matrix: Water

Associated Lab Samples: 50329936001, 50329936002, 50329936005

Parameter	Units	Blank Result	Reporting Limit	MDL	Analyzed	Qualifiers
Chloride	mg/L	ND	0.25	0.067	11/07/22 20:12	
Fluoride	mg/L	ND	0.10	0.017	11/07/22 20:12	
Sulfate	mg/L	ND	0.25	0.085	11/07/22 20:12	

LABORATORY CONTROL SAMPLE: 3238272

Parameter	Units	Spike Conc.	LCS Result	LCS % Rec	% Rec Limits	Qualifiers
Chloride	mg/L	1.2	1.2	95	80-120	
Fluoride	mg/L	0.5	0.47	94	80-120	
Sulfate	mg/L	2.5	2.5	98	80-120	

MATRIX SPIKE & MATRIX SPIKE DUPLICATE: 3238273 3238274

Parameter	Units	MS		MSD		MS Result	MSD Result	MS % Rec	MSD % Rec	% Rec Limits	RPD	Max RPD	Qual
		50329936002 Result	Spike Conc.	Spike Conc.	Result								
Chloride	mg/L	174	125	125	305	293	105	95	95	80-120	4	15	
Fluoride	mg/L	0.17	0.5	0.5	0.67	0.67	101	101	101	80-120	0	15	
Sulfate	mg/L	23.7	250	250	263	265	96	97	97	80-120	1	15	

Results presented on this page are in the units indicated by the "Units" column except where an alternate unit is presented to the right of the result.

REPORT OF LABORATORY ANALYSIS

This report shall not be reproduced, except in full,
without the written consent of Pace Analytical Services, LLC.

QUALITY CONTROL DATA

Project: Harding St Profile 1 Report 2

Pace Project No.: 50329936

QC Batch:	704513	Analysis Method:	EPA 6010
QC Batch Method:	EPA 3010	Analysis Description:	6010 MET
		Laboratory:	Pace Analytical Services - Indianapolis

Associated Lab Samples: 50329936001, 50329936002, 50329936005

METHOD BLANK: 3238651 Matrix: Water

Associated Lab Samples: 50329936001, 50329936002, 50329936005

Parameter	Units	Blank Result	Reporting Limit	MDL	Analyzed	Qualifiers
Aluminum	ug/L	ND	200	55.4	11/14/22 23:46	
Barium	ug/L	ND	10.0	2.1	11/14/22 23:46	
Boron	ug/L	ND	100	37.6	11/14/22 23:46	
Cadmium	ug/L	ND	2.0	0.66	11/14/22 23:46	
Calcium	ug/L	ND	1000	163	11/14/22 23:46	
Chromium	ug/L	ND	10.0	0.97	11/14/22 23:46	
Iron	ug/L	ND	100	48.8	11/14/22 23:46	
Lead	ug/L	ND	10.0	2.6	11/14/22 23:46	
Lithium	ug/L	ND	20.0	6.2	11/14/22 23:46	
Magnesium	ug/L	ND	1000	71.8	11/14/22 23:46	
Manganese	ug/L	ND	10.0	2.5	11/14/22 23:46	
Molybdenum	ug/L	ND	10.0	3.7	11/14/22 23:46	
Potassium	ug/L	ND	1000	281	11/14/22 23:46	
Silica	ug/L	ND	450		11/14/22 23:46	N2
Sodium	ug/L	ND	1000	214	11/14/22 23:46	

LABORATORY CONTROL SAMPLE: 3238652

Parameter	Units	Spike Conc.	LCS Result	LCS % Rec	% Rec Limits	Qualifiers
Aluminum	ug/L	10000	10300	103	80-120	
Barium	ug/L	1000	1000	100	80-120	
Boron	ug/L	1000	991	99	80-120	
Cadmium	ug/L	1000	1000	100	80-120	
Calcium	ug/L	10000	10300	103	80-120	
Chromium	ug/L	1000	1020	102	80-120	
Iron	ug/L	10000	10200	102	80-120	
Lead	ug/L	1000	1000	100	80-120	
Lithium	ug/L	1000	1020	102	80-120	
Magnesium	ug/L	10000	9880	99	80-120	
Manganese	ug/L	1000	990	99	80-120	
Molybdenum	ug/L	1000	1040	104	80-120	
Potassium	ug/L	10000	10200	102	80-120	
Silica	ug/L	10700	10600	100	80-120	N2
Sodium	ug/L	10000	10100	101	80-120	

Results presented on this page are in the units indicated by the "Units" column except where an alternate unit is presented to the right of the result.

REPORT OF LABORATORY ANALYSIS

This report shall not be reproduced, except in full,
without the written consent of Pace Analytical Services, LLC.

QUALITY CONTROL DATA

Project: Harding St Profile 1 Report 2

Pace Project No.: 50329936

MATRIX SPIKE & MATRIX SPIKE DUPLICATE: 3238653 3238654														
Parameter	Units	50329936002		MS	MSD	3238654		% Rec	% Rec	% Rec	Limits	RPD	Max RPD	Qual
		Result	Conc.	Spike Conc.	Spike Conc.	MS Result	MSD Result							
Aluminum	ug/L	ND	10000	10000	10000	10500	10600	105	106	75-125	1	20		
Barium	ug/L	215	1000	1000	1000	1220	1220	101	101	75-125	0	20		
Boron	ug/L	206	1000	1000	1000	1210	1220	101	101	75-125	0	20		
Cadmium	ug/L	ND	1000	1000	1000	1020	1020	102	102	75-125	1	20		
Calcium	ug/L	95200	10000	10000	10000	106000	106000	107	108	75-125	0	20		
Chromium	ug/L	ND	1000	1000	1000	1010	1020	101	102	75-125	1	20		
Iron	ug/L	1680	10000	10000	10000	11500	11600	99	99	75-125	0	20		
Lead	ug/L	ND	1000	1000	1000	985	991	99	99	75-125	1	20		
Lithium	ug/L	ND	1000	1000	1000	1060	1070	105	106	75-125	0	20		
Magnesium	ug/L	28400	10000	10000	10000	38800	38600	104	102	75-125	1	20		
Manganese	ug/L	322	1000	1000	1000	1290	1290	97	97	75-125	0	20		
Molybdenum	ug/L	ND	1000	1000	1000	1060	1060	105	106	75-125	1	20		
Potassium	ug/L	7440	10000	10000	10000	18200	18200	108	108	75-125	0	20		
Silica	ug/L	10300	10700	10700	10700	21200	21100	102	101	75-125	0	20	N2	
Sodium	ug/L	72200	10000	10000	10000	84500	83500	123	113	75-125	1	20		

Results presented on this page are in the units indicated by the "Units" column except where an alternate unit is presented to the right of the result.

REPORT OF LABORATORY ANALYSIS

This report shall not be reproduced, except in full,
without the written consent of Pace Analytical Services, LLC.

QUALITY CONTROL DATA

Project: Harding St Profile 1 Report 2

Pace Project No.: 50329936

QC Batch:	704504	Analysis Method:	EPA 6010
QC Batch Method:	EPA 3010	Analysis Description:	6010 MET Dissolved
		Laboratory:	Pace Analytical Services - Indianapolis

Associated Lab Samples: 50329936001, 50329936002, 50329936005

METHOD BLANK: 3238610 Matrix: Water

Associated Lab Samples: 50329936001, 50329936002, 50329936005

Parameter	Units	Blank Result	Reporting Limit	MDL	Analyzed	Qualifiers
Iron, Dissolved	ug/L	ND	100	48.8	11/10/22 03:13	
Manganese, Dissolved	ug/L	ND	10.0	2.5	11/10/22 03:13	
Molybdenum, Dissolved	ug/L	ND	10.0	3.7	11/10/22 03:13	

LABORATORY CONTROL SAMPLE: 3238611

Parameter	Units	Spike Conc.	LCS Result	LCS % Rec	% Rec Limits	Qualifiers
Iron, Dissolved	ug/L	10000	10600	106	80-120	
Manganese, Dissolved	ug/L	1000	1010	101	80-120	
Molybdenum, Dissolved	ug/L	1000	1100	110	80-120	

MATRIX SPIKE & MATRIX SPIKE DUPLICATE: 3238612 3238613

Parameter	Units	50329936002		50329936001		MS % Rec	MSD % Rec	% Rec Limits	RPD	Max RPD	Qual
		Result	MS Spike Conc.	MSD Spike Conc.	Result						
Iron, Dissolved	ug/L	1420	10000	10000	11300	99	104	75-125	5	20	
Manganese, Dissolved	ug/L	291	1000	1000	1260	97	102	75-125	5	20	
Molybdenum, Dissolved	ug/L	ND	1000	1000	1070	106	109	75-125	3	20	

Results presented on this page are in the units indicated by the "Units" column except where an alternate unit is presented to the right of the result.

REPORT OF LABORATORY ANALYSIS

This report shall not be reproduced, except in full,
without the written consent of Pace Analytical Services, LLC.

QUALITY CONTROL DATA

Project: Harding St Profile 1 Report 2

Pace Project No.: 50329936

QC Batch:	704094	Analysis Method:	EPA 6020
QC Batch Method:	EPA 200.2	Analysis Description:	6020 MET
		Laboratory:	Pace Analytical Services - Indianapolis

Associated Lab Samples: 50329936001, 50329936002, 50329936005

METHOD BLANK: 3236812 Matrix: Water

Associated Lab Samples: 50329936001, 50329936002, 50329936005

Parameter	Units	Blank Result	Reporting Limit	MDL	Analyzed	Qualifiers
Antimony	ug/L	ND	1.0	0.075	11/04/22 13:51	
Arsenic	ug/L	ND	1.0	0.17	11/04/22 13:51	
Cobalt	ug/L	ND	1.0	0.041	11/04/22 13:51	
Selenium	ug/L	ND	1.0	0.33	11/04/22 13:51	

LABORATORY CONTROL SAMPLE: 3236813

Parameter	Units	Spike Conc.	LCS Result	LCS % Rec	% Rec Limits	Qualifiers
Antimony	ug/L	40	42.3	106	80-120	
Arsenic	ug/L	40	39.0	98	80-120	
Cobalt	ug/L	40	41.9	105	80-120	
Selenium	ug/L	40	40.6	102	80-120	

MATRIX SPIKE & MATRIX SPIKE DUPLICATE: 3236814 3236815

Parameter	Units	MS		MSD		MS % Rec	MSD % Rec	% Rec Limits	RPD	Max RPD	Qual
		50329936002	Result	Spike Conc.	Spike Conc.						
Antimony	ug/L	ND	40	40	42.3	42.8	106	107	75-125	1	20
Arsenic	ug/L	ND	40	40	39.0	38.9	97	97	75-125	0	20
Cobalt	ug/L	ND	40	40	39.5	39.6	98	98	75-125	0	20
Selenium	ug/L	ND	40	40	39.8	38.9	99	96	75-125	2	20

Results presented on this page are in the units indicated by the "Units" column except where an alternate unit is presented to the right of the result.

REPORT OF LABORATORY ANALYSIS

This report shall not be reproduced, except in full,
without the written consent of Pace Analytical Services, LLC.

QUALITY CONTROL DATA

Project: Harding St Profile 1 Report 2

Pace Project No.: 50329936

QC Batch:	704201	Analysis Method:	SM 2320B
QC Batch Method:	SM 2320B	Analysis Description:	2320B Alkalinity
		Laboratory:	Pace Analytical Services - Indianapolis
Associated Lab Samples:	50329936001, 50329936002, 50329936005		

METHOD BLANK: 3237260 Matrix: Water
Associated Lab Samples: 50329936001, 50329936002, 50329936005

Parameter	Units	Blank Result	Reporting Limit	MDL	Analyzed	Qualifiers
Alkalinity, Total as CaCO ₃	mg/L	ND	10.0	10.0	11/03/22 15:57	
Alkalinity,Bicarbonate (CaCO ₃)	mg/L	ND	10.0	10.0	11/03/22 15:57	
Alkalinity,Carbonate (CaCO ₃)	mg/L	ND	10.0	10.0	11/03/22 15:57	

LABORATORY CONTROL SAMPLE: 3237261

Parameter	Units	Spike Conc.	LCS Result	LCS % Rec	% Rec Limits	Qualifiers
Alkalinity, Total as CaCO ₃	mg/L	50	48.8	98	90-110	

SAMPLE DUPLICATE: 3237262

Parameter	Units	50329936002 Result	Dup Result	RPD	Max RPD	Qualifiers
Alkalinity, Total as CaCO ₃	mg/L	266	270	1	20	
Alkalinity,Bicarbonate (CaCO ₃)	mg/L	266	270	1	20	
Alkalinity,Carbonate (CaCO ₃)	mg/L	ND	ND		20	

SAMPLE DUPLICATE: 3237263

Parameter	Units	50329941004 Result	Dup Result	RPD	Max RPD	Qualifiers
Alkalinity, Total as CaCO ₃	mg/L	178	182	2	20	
Alkalinity,Bicarbonate (CaCO ₃)	mg/L	178	182	2	20	
Alkalinity,Carbonate (CaCO ₃)	mg/L	ND	ND		20	

Results presented on this page are in the units indicated by the "Units" column except where an alternate unit is presented to the right of the result.

REPORT OF LABORATORY ANALYSIS

This report shall not be reproduced, except in full,
without the written consent of Pace Analytical Services, LLC.

QUALITY CONTROL DATA

Project: Harding St Profile 1 Report 2

Pace Project No.: 50329936

QC Batch: 704614	Analysis Method: SM 2540C
QC Batch Method: SM 2540C	Analysis Description: 2540C Total Dissolved Solids
	Laboratory: Pace Analytical Services - Indianapolis

Associated Lab Samples: 50329936001, 50329936002, 50329936005

METHOD BLANK: 3239459 Matrix: Water

Associated Lab Samples: 50329936001, 50329936002, 50329936005

Parameter	Units	Blank Result	Reporting Limit	MDL	Analyzed	Qualifiers
Total Dissolved Solids	mg/L	ND	10.0	10.0	11/05/22 09:53	

LABORATORY CONTROL SAMPLE: 3239460

Parameter	Units	Spike Conc.	LCS Result	LCS % Rec	% Rec Limits	Qualifiers
Total Dissolved Solids	mg/L	300	280	93	80-120	

SAMPLE DUPLICATE: 3239461

Parameter	Units	50329747003 Result	Dup Result	RPD	Max RPD	Qualifiers
Total Dissolved Solids	mg/L	394	389	1	10	

SAMPLE DUPLICATE: 3239462

Parameter	Units	50329936002 Result	Dup Result	RPD	Max RPD	Qualifiers
Total Dissolved Solids	mg/L	632	630	0	10	

Results presented on this page are in the units indicated by the "Units" column except where an alternate unit is presented to the right of the result.

REPORT OF LABORATORY ANALYSIS

This report shall not be reproduced, except in full,
without the written consent of Pace Analytical Services, LLC.

QUALITY CONTROL DATA

Project: Harding St Profile 1 Report 2

Pace Project No.: 50329936

QC Batch:	704640	Analysis Method:	SM 4500-H+B
QC Batch Method:	SM 4500-H+B	Analysis Description:	4500H+B pH
		Laboratory:	Pace Analytical Services - Indianapolis

Associated Lab Samples: 50329936001, 50329936002, 50329936005

SAMPLE DUPLICATE: 3239622

Parameter	Units	50330207001 Result	Dup Result	RPD	Max RPD	Qualifiers
pH at 25 Degrees C	Std. Units	8.0	8.0	0	2	H3

SAMPLE DUPLICATE: 3239623

Parameter	Units	50329936002 Result	Dup Result	RPD	Max RPD	Qualifiers
pH at 25 Degrees C	Std. Units	7.5	7.5	0	2	H3

Results presented on this page are in the units indicated by the "Units" column except where an alternate unit is presented to the right of the result.

REPORT OF LABORATORY ANALYSIS

This report shall not be reproduced, except in full,
without the written consent of Pace Analytical Services, LLC.

QUALITY CONTROL DATA

Project: Harding St Profile 1 Report 2

Pace Project No.: 50329936

QC Batch:	704534	Analysis Method:	SM 4500-S2-D
QC Batch Method:	SM 4500-S2-D	Analysis Description:	4500S2D Sulfide Water
		Laboratory:	Pace Analytical Services - Indianapolis
Associated Lab Samples:	50329936001, 50329936002, 50329936005		

METHOD BLANK: 3238863 Matrix: Water
Associated Lab Samples: 50329936001, 50329936002, 50329936005

Parameter	Units	Blank Result	Reporting Limit	MDL	Analyzed	Qualifiers
Sulfide	mg/L	ND	0.10	0.025	11/04/22 17:20	

LABORATORY CONTROL SAMPLE: 3238864

Parameter	Units	Spike Conc.	LCS Result	LCS % Rec	% Rec Limits	Qualifiers
Sulfide	mg/L	0.5	0.53	107	90-110	

MATRIX SPIKE & MATRIX SPIKE DUPLICATE: 3238865 3238866

Parameter	Units	50329936002 Result	MS Spike Conc.	MSD Spike Conc.	MS Result	MSD Result	MS % Rec	MSD % Rec	% Rec Limits	RPD	Max RPD	Qual
Sulfide	mg/L	ND	0.5	0.5	0.29	0.27	57	55	90-110	5	20	M3

MATRIX SPIKE SAMPLE: 3238867

Parameter	Units	50330042001 Result	Spike Conc.	MS Result	MS % Rec	% Rec Limits	Qualifiers
Sulfide	mg/L	ND	0.5	0.51	102	90-110	

Results presented on this page are in the units indicated by the "Units" column except where an alternate unit is presented to the right of the result.

REPORT OF LABORATORY ANALYSIS

This report shall not be reproduced, except in full,
without the written consent of Pace Analytical Services, LLC.

QUALITY CONTROL DATA

Project: Harding St Profile 1 Report 2

Pace Project No.: 50329936

QC Batch:	705309	Analysis Method:	HACH 8146
QC Batch Method:	HACH 8146	Analysis Description:	Iron, Ferrous
		Laboratory:	Pace Analytical Services - Indianapolis

Associated Lab Samples: 50329936001, 50329936002, 50329936005

METHOD BLANK: 3242214 Matrix: Water

Associated Lab Samples: 50329936001, 50329936002, 50329936005

Parameter	Units	Blank Result	Reporting Limit	MDL	Analyzed	Qualifiers
Iron, Ferrous	mg/L	ND	0.20	0.096	11/09/22 16:06	H3,N2

LABORATORY CONTROL SAMPLE: 3242215

Parameter	Units	Spike Conc.	LCS Result	LCS % Rec	% Rec Limits	Qualifiers
Iron, Ferrous	mg/L	1	0.98	98	90-110	H3,N2

MATRIX SPIKE & MATRIX SPIKE DUPLICATE: 3242216 3242217

Parameter	Units	50329936002		3242217		MS % Rec	MSD % Rec	% Rec Limits	RPD	Max RPD	Qual	
		MS Spike Conc.	MSD Spike Conc.	MS Result	MSD Result							
Iron, Ferrous	mg/L	ND	1	1	0.99	0.97	99	97	90-110	3	20	H3,N2

MATRIX SPIKE SAMPLE: 3242218

Parameter	Units	50330017003 Result	Spike Conc.	MS Result	MS % Rec	% Rec Limits	Qualifiers
Iron, Ferrous	mg/L	ND	1	1.0	99	90-110	H3,N2

Results presented on this page are in the units indicated by the "Units" column except where an alternate unit is presented to the right of the result.

REPORT OF LABORATORY ANALYSIS

This report shall not be reproduced, except in full,
without the written consent of Pace Analytical Services, LLC.

QUALITY CONTROL DATA

Project: Harding St Profile 1 Report 2

Pace Project No.: 50329936

QC Batch:	704083	Analysis Method:	EPA 353.2
QC Batch Method:	EPA 353.2	Analysis Description:	353.2 Nitrate + Nitrite, Unpres.
		Laboratory:	Pace Analytical Services - Indianapolis

Associated Lab Samples: 50329936001, 50329936002, 50329936005

METHOD BLANK: 3236778 Matrix: Water

Associated Lab Samples: 50329936001, 50329936002, 50329936005

Parameter	Units	Blank Result	Reporting Limit	MDL	Analyzed	Qualifiers
Nitrogen, Nitrate	mg/L	ND	0.10	0.011	11/02/22 18:22	
Nitrogen, Nitrite	mg/L	ND	0.10	0.0040	11/02/22 18:22	

LABORATORY CONTROL SAMPLE: 3236779

Parameter	Units	Spike Conc.	LCS Result	LCS % Rec	% Rec Limits	Qualifiers
Nitrogen, Nitrate	mg/L	1	0.96	96	90-110	
Nitrogen, Nitrite	mg/L	1	1.0	102	90-110	

MATRIX SPIKE & MATRIX SPIKE DUPLICATE: 3236780 3236781

Parameter	Units	50329936002 Result	MS Spike Conc.	MSD Spike Conc.	MS Result	MSD Result	MS % Rec	MSD % Rec	% Rec Limits	RPD	Max RPD	Qual
Nitrogen, Nitrate	mg/L	ND	1	1	0.94	0.94	93	93	90-110	0	20	
Nitrogen, Nitrite	mg/L	ND	1	1	1.0	1.0	100	100	90-110	0	20	

MATRIX SPIKE SAMPLE: 3236782

Parameter	Units	50329867002 Result	Spike Conc.	MS Result	MS % Rec	% Rec Limits	Qualifiers
Nitrogen, Nitrate	mg/L	ND	10	9.2	92	90-110	
Nitrogen, Nitrite	mg/L	ND	10	10	99	90-110	

Results presented on this page are in the units indicated by the "Units" column except where an alternate unit is presented to the right of the result.

REPORT OF LABORATORY ANALYSIS

This report shall not be reproduced, except in full,
without the written consent of Pace Analytical Services, LLC.

QUALITY CONTROL DATA

Project: Harding St Profile 1 Report 2

Pace Project No.: 50329936

QC Batch:	707310	Analysis Method:	EPA 365.1
QC Batch Method:	EPA 365.1	Analysis Description:	365.1 Total Phosphorus
		Laboratory:	Pace Analytical Services - Indianapolis

Associated Lab Samples: 50329936001, 50329936002, 50329936005

METHOD BLANK: 3251721 Matrix: Water

Associated Lab Samples: 50329936001, 50329936002, 50329936005

Parameter	Units	Blank Result	Reporting Limit	MDL	Analyzed	Qualifiers
Phosphate as P04	mg/L	ND	0.15	0.15	11/19/22 16:42	

LABORATORY CONTROL SAMPLE: 3251722

Parameter	Units	Spike Conc.	LCS Result	LCS % Rec	% Rec Limits	Qualifiers
Phosphate as P04	mg/L		1.5			

MATRIX SPIKE & MATRIX SPIKE DUPLICATE: 3251723 3251724

Parameter	Units	50329936002 Result	MS Spike Conc.	MSD Spike Conc.	MS Result	MSD Result	MS % Rec	MSD % Rec	% Rec Limits	RPD	Max RPD	Qual
Phosphate as P04	mg/L	ND			1.5	1.6				6		

MATRIX SPIKE & MATRIX SPIKE DUPLICATE: 3251725 3251726

Parameter	Units	50331365001 Result	MS Spike Conc.	MSD Spike Conc.	MS Result	MSD Result	MS % Rec	MSD % Rec	% Rec Limits	RPD	Max RPD	Qual
Phosphate as P04	mg/L	ND			1.5	1.4				7		

Results presented on this page are in the units indicated by the "Units" column except where an alternate unit is presented to the right of the result.

REPORT OF LABORATORY ANALYSIS

This report shall not be reproduced, except in full,
without the written consent of Pace Analytical Services, LLC.

QUALITY CONTROL DATA

Project: Harding St Profile 1 Report 2

Pace Project No.: 50329936

QC Batch:	705526	Analysis Method:	SM 5310C
QC Batch Method:	SM 5310C	Analysis Description:	5310C Total Organic Carbon
		Laboratory:	Pace Analytical Services - Indianapolis

Associated Lab Samples: 50329936001, 50329936002, 50329936005

METHOD BLANK: 3243230 Matrix: Water

Associated Lab Samples: 50329936001, 50329936002, 50329936005

Parameter	Units	Blank Result	Reporting Limit	MDL	Analyzed	Qualifiers
Total Organic Carbon	mg/L	ND	1.0	0.14	11/10/22 17:10	

LABORATORY CONTROL SAMPLE: 3243231

Parameter	Units	Spike Conc.	LCS Result	LCS % Rec	% Rec Limits	Qualifiers
Total Organic Carbon	mg/L	10	10.0	100	90-110	

MATRIX SPIKE & MATRIX SPIKE DUPLICATE: 3243232 3243233

Parameter	Units	50329936002 Result	MS Spike Conc.	MSD Spike Conc.	MS Result	MSD Result	MS % Rec	MSD % Rec	% Rec Limits	RPD	Max RPD	Qual
Total Organic Carbon	mg/L	3.3	10	10	13.5	13.7	102	103	80-120	1	20	

MATRIX SPIKE SAMPLE: 3243234

Parameter	Units	50329936005 Result	Spike Conc.	MS Result	MS % Rec	% Rec Limits	Qualifiers
Total Organic Carbon	mg/L	2.1	10	12.2	101	80-120	

Results presented on this page are in the units indicated by the "Units" column except where an alternate unit is presented to the right of the result.

REPORT OF LABORATORY ANALYSIS

This report shall not be reproduced, except in full,
without the written consent of Pace Analytical Services, LLC.

QUALITY CONTROL DATA

Project: Harding St Profile 1 Report 2

Pace Project No.: 50329936

QC Batch:	706234	Analysis Method:	SM 5310C
QC Batch Method:	SM 5310C	Analysis Description:	5310C Dissolved Organic Carbon
		Laboratory:	Pace Analytical Services - Indianapolis

Associated Lab Samples: 50329936001, 50329936002, 50329936005

METHOD BLANK: 3246729 Matrix: Water
Associated Lab Samples: 50329936001, 50329936002, 50329936005

Parameter	Units	Blank Result	Reporting Limit	MDL	Analyzed	Qualifiers
Dissolved Organic Carbon	mg/L	ND	1.0	0.14	11/15/22 15:55	

LABORATORY CONTROL SAMPLE: 3246730

Parameter	Units	Spike Conc.	LCS Result	LCS % Rec	% Rec Limits	Qualifiers
Dissolved Organic Carbon	mg/L	10	10.7	107	90-110	

MATRIX SPIKE & MATRIX SPIKE DUPLICATE: 3246731 3246732

Parameter	Units	50329836002 Result	MS Spike Conc.	MSD Spike Conc.	MS Result	MSD Result	MS % Rec	MSD % Rec	% Rec Limits	RPD	Max RPD	Qual
Dissolved Organic Carbon	mg/L	7.1	10	10	17.3	17.2	103	102	80-120	1	20	

MATRIX SPIKE & MATRIX SPIKE DUPLICATE: 3246733 3246734

Parameter	Units	50329936002 Result	MS Spike Conc.	MSD Spike Conc.	MS Result	MSD Result	MS % Rec	MSD % Rec	% Rec Limits	RPD	Max RPD	Qual
Dissolved Organic Carbon	mg/L	3.4	10	10	13.7	13.8	103	104	80-120	1	20	

Results presented on this page are in the units indicated by the "Units" column except where an alternate unit is presented to the right of the result.

REPORT OF LABORATORY ANALYSIS

This report shall not be reproduced, except in full,
without the written consent of Pace Analytical Services, LLC.

ANALYTICAL RESULTS - RADIOCHEMISTRY

Project: Harding St Profile 1 Report 2

Pace Project No.: 50329936

Sample: MW-103S **Lab ID: 50329936001** Collected: 11/01/22 15:10 Received: 11/02/22 15:20 Matrix: Water
PWS: Site ID: Sample Type:

Parameters	Method	Act ± Unc (MDC) Carr Trac	Units	Analyzed	CAS No.	Qual
	Pace Analytical Services - Greensburg					
Radium-226	EPA 903.1	0.153 ± 0.426 (0.826) C:NA T:95%	pCi/L	11/21/22 17:16	13982-63-3	
	Pace Analytical Services - Greensburg					
Radium-228	EPA 904.0	1.24 ± 0.454 (0.672) C:77% T:90%	pCi/L	11/22/22 12:47	15262-20-1	
	Pace Analytical Services - Greensburg					
Total Radium	Total Radium Calculation	1.39 ± 0.880 (1.50)	pCi/L	11/28/22 14:07	7440-14-4	

REPORT OF LABORATORY ANALYSIS

This report shall not be reproduced, except in full,
without the written consent of Pace Analytical Services, LLC.

ANALYTICAL RESULTS - RADIOCHEMISTRY

Project: Harding St Profile 1 Report 2

Pace Project No.: 50329936

Sample: MW-103I **Lab ID: 50329936002** Collected: 11/01/22 13:15 Received: 11/02/22 15:20 Matrix: Water
PWS: Site ID: Sample Type:

Parameters	Method	Act ± Unc (MDC) Carr Trac	Units	Analyzed	CAS No.	Qual
	Pace Analytical Services - Greensburg					
Radium-226	EPA 903.1	1.42 ± 0.582 (0.154) C:NA T:97%	pCi/L	11/21/22 17:16	13982-63-3	
	Pace Analytical Services - Greensburg					
Radium-228	EPA 904.0	0.542 ± 0.364 (0.701) C:77% T:92%	pCi/L	11/22/22 12:47	15262-20-1	
	Pace Analytical Services - Greensburg					
Total Radium	Total Radium Calculation	1.96 ± 0.946 (0.855)	pCi/L	11/28/22 14:07	7440-14-4	

REPORT OF LABORATORY ANALYSIS

This report shall not be reproduced, except in full,
without the written consent of Pace Analytical Services, LLC.

ANALYTICAL RESULTS - RADIOCHEMISTRY

Project: Harding St Profile 1 Report 2

Pace Project No.: 50329936

Sample: MW-103I MS **Lab ID: 50329936003** Collected: 11/01/22 13:15 Received: 11/02/22 15:20 Matrix: Water
PWS: Site ID: Sample Type:

Parameters	Method	Act ± Unc (MDC) Carr Trac	Units	Analyzed	CAS No.	Qual
	Pace Analytical Services - Greensburg					
Radium-226	EPA 903.1	109.33 %REC ± NA (NA) C:NA T:NA	pCi/L	11/21/22 17:16	13982-63-3	
	Pace Analytical Services - Greensburg					
Radium-228	EPA 904.0	115.5 %REC ± NA (NA) C:NA T:NA	pCi/L	11/22/22 12:47	15262-20-1	

REPORT OF LABORATORY ANALYSIS

This report shall not be reproduced, except in full,
without the written consent of Pace Analytical Services, LLC.

ANALYTICAL RESULTS - RADIOCHEMISTRY

Project: Harding St Profile 1 Report 2

Pace Project No.: 50329936

Parameters	Method	Act ± Unc (MDC) Carr Trac	Units	Analyzed	CAS No.	Qual
Sample: MW-103I MSD Lab ID: 50329936004 Collected: 11/01/22 13:15 Received: 11/02/22 15:20 Matrix: Water PWS: Site ID: Sample Type:						
Pace Analytical Services - Greensburg						
Radium-226	EPA 903.1	109.10 %REC 0.21RPD ± NA (NA) C:NA T:NA	pCi/L	11/21/22 17:16	13982-63-3	
Pace Analytical Services - Greensburg						
Radium-228	EPA 904.0	113.23 %REC 1.99RPD ± NA (NA) C:NA T:NA	pCi/L	11/22/22 12:47	15262-20-1	

REPORT OF LABORATORY ANALYSIS

This report shall not be reproduced, except in full,
without the written consent of Pace Analytical Services, LLC.

ANALYTICAL RESULTS - RADIOCHEMISTRY

Project: Harding St Profile 1 Report 2

Pace Project No.: 50329936

Sample: MW-103D **Lab ID: 50329936005** Collected: 11/01/22 11:35 Received: 11/02/22 15:20 Matrix: Water
PWS: Site ID: Sample Type:

Parameters	Method	Act ± Unc (MDC) Carr Trac	Units	Analyzed	CAS No.	Qual
	Pace Analytical Services - Greensburg					
Radium-226	EPA 903.1	0.381 ± 0.832 (1.48) C:NA T:93%	pCi/L	11/21/22 17:16	13982-63-3	
	Pace Analytical Services - Greensburg					
Radium-228	EPA 904.0	0.667 ± 0.409 (0.768) C:73% T:88%	pCi/L	11/22/22 12:47	15262-20-1	
	Pace Analytical Services - Greensburg					
Total Radium	Total Radium Calculation	1.05 ± 1.24 (2.25)	pCi/L	11/28/22 14:07	7440-14-4	

REPORT OF LABORATORY ANALYSIS

This report shall not be reproduced, except in full,
without the written consent of Pace Analytical Services, LLC.

QUALITY CONTROL - RADIOCHEMISTRY

Project: Harding St Profile 1 Report 2

Pace Project No.: 50329936

QC Batch: 545139

Analysis Method: EPA 904.0

QC Batch Method: EPA 904.0

Analysis Description: 904.0 Radium 228

Laboratory: Pace Analytical Services - Greensburg

Associated Lab Samples: 50329936001, 50329936002, 50329936003, 50329936004, 50329936005

METHOD BLANK: 2646403

Matrix: Water

Associated Lab Samples: 50329936001, 50329936002, 50329936003, 50329936004, 50329936005

Parameter	Act ± Unc (MDC) Carr Trac	Units	Analyzed	Qualifiers
Radium-228	0.225 ± 0.292 (0.619) C:84% T:81%	pCi/L	11/22/22 12:46	

Results presented on this page are in the units indicated by the "Units" column except where an alternate unit is presented to the right of the result.

REPORT OF LABORATORY ANALYSIS

This report shall not be reproduced, except in full,
without the written consent of Pace Analytical Services, LLC.

QUALIFIERS

Project: Harding St Profile 1 Report 2
Pace Project No.: 50329936

DEFINITIONS

DF - Dilution Factor, if reported, represents the factor applied to the reported data due to dilution of the sample aliquot.

ND - Not Detected at or above adjusted reporting limit.

TNTC - Too Numerous To Count

J - Estimated concentration above the adjusted method detection limit and below the adjusted reporting limit.

MDL - Adjusted Method Detection Limit.

PQL - Practical Quantitation Limit.

RL - Reporting Limit - The lowest concentration value that meets project requirements for quantitative data with known precision and bias for a specific analyte in a specific matrix.

S - Surrogate

1,2-Diphenylhydrazine decomposes to and cannot be separated from Azobenzene using Method 8270. The result for each analyte is a combined concentration.

Consistent with EPA guidelines, unrounded data are displayed and have been used to calculate % recovery and RPD values.

LCS(D) - Laboratory Control Sample (Duplicate)

MS(D) - Matrix Spike (Duplicate)

DUP - Sample Duplicate

RPD - Relative Percent Difference

NC - Not Calculable.

SG - Silica Gel - Clean-Up

U - Indicates the compound was analyzed for, but not detected.

N-Nitrosodiphenylamine decomposes and cannot be separated from Diphenylamine using Method 8270. The result reported for each analyte is a combined concentration.

Reported results are not rounded until the final step prior to reporting. Therefore, calculated parameters that are typically reported as "Total" may vary slightly from the sum of the reported component parameters.

Act - Activity

Unc - Uncertainty: SDWA = 1.96 sigma count uncertainty, all other matrices = Expanded Uncertainty (95% confidence interval).

Gamma Spec = Expanded Uncertainty (95.4% Confidence Interval)

(MDC) - Minimum Detectable Concentration

Trac - Tracer Recovery (%)

Carr - Carrier Recovery (%)

Pace Analytical is TNI accredited. Contact your Pace PM for the current list of accredited analytes.

TNI - The NELAC Institute.

ANALYTE QUALIFIERS

D3 Sample was diluted due to the presence of high levels of non-target analytes or other matrix interference.

H3 Sample was received or analysis requested beyond the recognized method holding time.

M3 Matrix spike recovery was outside laboratory control limits due to matrix interferences.

N2 The lab does not hold NELAC/TNI accreditation for this parameter but other accreditations/certifications may apply. A complete list of accreditations/certifications is available upon request.

P4 Sample field preservation does not meet EPA or method recommendations for this analysis.

REPORT OF LABORATORY ANALYSIS

This report shall not be reproduced, except in full,
without the written consent of Pace Analytical Services, LLC.

QUALITY CONTROL DATA CROSS REFERENCE TABLE

Project: Harding St Profile 1 Report 2

Pace Project No.: 50329936

Lab ID	Sample ID	QC Batch Method	QC Batch	Analytical Method	Analytical Batch
50329936001	MW-103S	EPA 9056	704404		
50329936002	MW-103I	EPA 9056	704404		
50329936005	MW-103D	EPA 9056	704404		
50329936001	MW-103S	EPA 3010	704513	EPA 6010	706345
50329936002	MW-103I	EPA 3010	704513	EPA 6010	706345
50329936005	MW-103D	EPA 3010	704513	EPA 6010	706345
50329936001	MW-103S	EPA 3010	704504	EPA 6010	705459
50329936002	MW-103I	EPA 3010	704504	EPA 6010	705459
50329936005	MW-103D	EPA 3010	704504	EPA 6010	705459
50329936001	MW-103S	EPA 200.2	704094	EPA 6020	704310
50329936002	MW-103I	EPA 200.2	704094	EPA 6020	704310
50329936005	MW-103D	EPA 200.2	704094	EPA 6020	704310
50329936001	MW-103S	EPA 903.1	545138		
50329936002	MW-103I	EPA 903.1	545138		
50329936003	MW-103I MS	EPA 903.1	545138		
50329936004	MW-103I MSD	EPA 903.1	545138		
50329936005	MW-103D	EPA 903.1	545138		
50329936001	MW-103S	EPA 904.0	545139		
50329936002	MW-103I	EPA 904.0	545139		
50329936003	MW-103I MS	EPA 904.0	545139		
50329936004	MW-103I MSD	EPA 904.0	545139		
50329936005	MW-103D	EPA 904.0	545139		
50329936001	MW-103S	Total Radium Calculation	549822		
50329936002	MW-103I	Total Radium Calculation	549822		
50329936005	MW-103D	Total Radium Calculation	549822		
50329936001	MW-103S	SM 2320B	704201		
50329936002	MW-103I	SM 2320B	704201		
50329936005	MW-103D	SM 2320B	704201		
50329936001	MW-103S	SM 2540C	704614		
50329936002	MW-103I	SM 2540C	704614		
50329936005	MW-103D	SM 2540C	704614		
50329936001	MW-103S	SM 4500-H+B	704640		
50329936002	MW-103I	SM 4500-H+B	704640		
50329936005	MW-103D	SM 4500-H+B	704640		
50329936001	MW-103S	SM 4500-S2-D	704534		
50329936002	MW-103I	SM 4500-S2-D	704534		
50329936005	MW-103D	SM 4500-S2-D	704534		
50329936001	MW-103S	HACH 8146	705309		
50329936002	MW-103I	HACH 8146	705309		
50329936005	MW-103D	HACH 8146	705309		
50329936001	MW-103S	EPA 353.2	704083		
50329936002	MW-103I	EPA 353.2	704083		
50329936005	MW-103D	EPA 353.2	704083		

REPORT OF LABORATORY ANALYSIS

This report shall not be reproduced, except in full,
without the written consent of Pace Analytical Services, LLC.

QUALITY CONTROL DATA CROSS REFERENCE TABLE

Project: Harding St Profile 1 Report 2

Pace Project No.: 50329936

Lab ID	Sample ID	QC Batch Method	QC Batch	Analytical Method	Analytical Batch
50329936001	MW-103S	EPA 365.1	707310	EPA 365.1	707366
50329936002	MW-103I	EPA 365.1	707310	EPA 365.1	707366
50329936005	MW-103D	EPA 365.1	707310	EPA 365.1	707366
50329936001	MW-103S	SM 5310C	705526		
50329936002	MW-103I	SM 5310C	705526		
50329936005	MW-103D	SM 5310C	705526		
50329936001	MW-103S	SM 5310C	706234		
50329936002	MW-103I	SM 5310C	706234		
50329936005	MW-103D	SM 5310C	706234		

REPORT OF LABORATORY ANALYSIS

This report shall not be reproduced, except in full,
without the written consent of Pace Analytical Services, LLC.



SAMPLE CONDITION UPON RECEIPT FORM

Date/Time and Initials of person examining contents: MCS 11/2/22 1540

1. Courier: FED EX UPS CLIENT PACE USPS OTHER _____

2. Custody Seal on Cooler/Box Present: Yes No
 (If yes) Seals Intact: Yes No (leave blank if no seals were present)

3. Thermometer: **1 2 3 4 5 6 A B C D E F**

4. Cooler Temperature(s): 1.4/1.5 1.2/1.3 0.9/1.0 3.0/3.1
 (Initial/Corrected) RECORD TEMPS OF ALL COOLERS RECEIVED (use Comments below to add more)

5. Packing Material: Bubble Wrap Bubble Bags
 None Other _____

6. Ice Type: Wet Blue None

7. If temp. is over 6°C or under 0°C, was the PM notified?: Yes No
 Cooler temp should be above freezing to 6°C

All discrepancies will be written out in the comments section below.

	Yes	No		Yes	No	N/A
USDA Regulated Soils? (HI, ID, NY, WA, OR, CA, NM, TX, OK, AR, LA, TN, AL, MS, NC, SC, GA, FL, or Puerto Rico)		/	All containers needing acid/base preservation have been pH CHECKED?: Exceptions: VOA, coliform, LLHg, O&G, RAD CHEM, and any container with a septum cap or preserved with HCl.			
Short Hold Time Analysis (48 hours or less)? Analysis: <u>N02/N03</u>	/		Circle: HNO3 (<2) H2SO4 (<2) NaOH (>10) NaOH/ZnAc (>9) Any non-conformance to pH recommendations will be noted on the container count form	✓		
Time 5035A TC placed in Freezer or Short Holds To Lab Time: <u>1624</u>			Residual Chlorine Check (SVOC 625 Pest/PCB 608)	<u>Present</u>	<u>Absent</u>	<u>N/A</u>
Rush TAT Requested (4 days or less):		/	Residual Chlorine Check (Total/Amenable/Free Cyanide)			/
Custody Signatures Present?	/		Headspace Wisconsin Sulfide?			/
Containers Intact?:	/		Headspace in VOA Vials (>6mm): See Container Count form for details	<u>Present</u>	<u>Absent</u>	<u>No VOA Vials Sent</u>
Sample Label (IDs/Dates/Times) Match COC?: Except TCs, which only require sample ID	/		Trip Blank Present?		/	
Extra labels on Terracore Vials? (soils only)			Trip Blank Custody Seals?:			/

COMMENTS:

March 06, 2023

Mr. Mark Breting
ATC Group Services
7988 Centerpoint Drive
Suite 100
Indianapolis, IN 46256

RE: Project: Harding St Profile 1 Report 1
Pace Project No.: 50329937

Dear Mr. Breting:

Enclosed are the analytical results for sample(s) received by the laboratory on November 02, 2022. The results relate only to the samples included in this report. Results reported herein conform to the applicable TNI/NELAC Standards and the laboratory's Quality Manual, where applicable, unless otherwise noted in the body of the report.

The test results provided in this final report were generated by each of the following laboratories within the Pace Network:

- Pace Analytical Services - Indianapolis
- Pace Analytical Services - Greensburg

If you have any questions concerning this report, please feel free to contact me.

Sincerely,



Will Statz
will.statz@pacelabs.com
(317)228-3105
Project Manager

Enclosures

cc: Mr. Robert Miller, Haley & Aldrich



REPORT OF LABORATORY ANALYSIS

This report shall not be reproduced, except in full,
without the written consent of Pace Analytical Services, LLC.

CERTIFICATIONS

Project: Harding St Profile 1 Report 1

Pace Project No.: 50329937

Pace Analytical Services Pennsylvania

1638 Roseytown Rd Suites 2,3&4, Greensburg, PA 15601

ANAB DOD-ELAP Rad Accreditation #: L2417

Alabama Certification #: 41590

Arizona Certification #: AZ0734

Arkansas Certification

California Certification #: 04222CA

Colorado Certification #: PA01547

Connecticut Certification #: PH-0694

Delaware Certification

EPA Region 4 DW Rad

Florida/TNI Certification #: E87683

Georgia Certification #: C040

Florida: Cert E871149 SEKS WET

Guam Certification

Hawaii Certification

Idaho Certification

Illinois Certification

Indiana Certification

Iowa Certification #: 391

Kansas/TNI Certification #: E-10358

Kentucky Certification #: KY90133

KY WW Permit #: KY0098221

KY WW Permit #: KY0000221

Louisiana DHH/TNI Certification #: LA180012

Louisiana DEQ/TNI Certification #: 4086

Maine Certification #: 2017020

Maryland Certification #: 308

Massachusetts Certification #: M-PA1457

Michigan/PADEP Certification #: 9991

Missouri Certification #: 235

Montana Certification #: Cert0082

Nebraska Certification #: NE-OS-29-14

Nevada Certification #: PA014572018-1

New Hampshire/TNI Certification #: 297617

New Jersey/TNI Certification #: PA051

New Mexico Certification #: PA01457

New York/TNI Certification #: 10888

North Carolina Certification #: 42706

North Dakota Certification #: R-190

Ohio EPA Rad Approval: #41249

Oregon/TNI Certification #: PA200002-010

Pennsylvania/TNI Certification #: 65-00282

Puerto Rico Certification #: PA01457

Rhode Island Certification #: 65-00282

South Dakota Certification

Tennessee Certification #: 02867

Texas/TNI Certification #: T104704188-17-3

Utah/TNI Certification #: PA014572017-9

USDA Soil Permit #: P330-17-00091

Vermont Dept. of Health: ID# VT-0282

Virgin Island/PADEP Certification

Virginia/VELAP Certification #: 460198

Washington Certification #: C868

West Virginia DEP Certification #: 143

West Virginia DHHR Certification #: 9964C

Wisconsin Approve List for Rad

Wyoming Certification #: 8TMS-L

Pace Analytical Services Indianapolis

7726 Moller Road, Indianapolis, IN 46268

Illinois Accreditation #: 200074

Indiana Drinking Water Laboratory #: C-49-06

Kansas/TNI Certification #: E-10177

Kentucky UST Agency Interest #: 80226

Kentucky WW Laboratory ID #: 98019

Michigan Drinking Water Laboratory #9050

Ohio VAP Certified Laboratory #: CL0065

Oklahoma Laboratory #: 9204

Texas Certification #: T104704355

Wisconsin Laboratory #: 999788130

USDA Foreign Soil Permit #: 525-23-13-23119

USDA Compliance Agreement #: IN-SL-22-001

REPORT OF LABORATORY ANALYSIS

This report shall not be reproduced, except in full,
without the written consent of Pace Analytical Services, LLC.

SAMPLE SUMMARY

Project: Harding St Profile 1 Report 1

Pace Project No.: 50329937

Lab ID	Sample ID	Matrix	Date Collected	Date Received
50329937001	MW-13S	Water	11/01/22 11:32	11/02/22 15:20
50329937002	MW-13D	Water	11/01/22 12:45	11/02/22 15:20

REPORT OF LABORATORY ANALYSIS

This report shall not be reproduced, except in full,
without the written consent of Pace Analytical Services, LLC.

SAMPLE ANALYTE COUNT

Project: Harding St Profile 1 Report 1

Pace Project No.: 50329937

Lab ID	Sample ID	Method	Analysts	Analytes Reported	Laboratory		
50329937001	MW-13S	EPA 9056	RMR	3	PASI-I		
		EPA 6010	JPK	15	PASI-I		
		EPA 6010	JPK	3	PASI-I		
		EPA 6020	CAW	4	PASI-I		
		EPA 903.1	JDZ	1	PASI-PA		
		EPA 904.0	ZPC	1	PASI-PA		
		Total Radium Calculation	JAL	1	PASI-PA		
		SM 2320B	TAY	3	PASI-I		
		SM 2540C	AEL	1	PASI-I		
		SM 4500-H+B	TRK	1	PASI-I		
		SM 4500-S2-D	ZM	1	PASI-I		
		HACH 8146	ZM	1	PASI-I		
		EPA 353.2	OAS	2	PASI-I		
		EPA 365.1	MMS	1	PASI-I		
		SM 5310C	ATS	1	PASI-I		
		SM 5310C	ATS	1	PASI-I		
		50329937002	MW-13D	EPA 9056	RMR	3	PASI-I
				EPA 6010	JPK	15	PASI-I
EPA 6010	JPK			3	PASI-I		
EPA 6020	CAW			4	PASI-I		
EPA 903.1	JDZ			1	PASI-PA		
EPA 904.0	ZPC			1	PASI-PA		
Total Radium Calculation	JAL			1	PASI-PA		
SM 2320B	TAY			3	PASI-I		
SM 2540C	AEL			1	PASI-I		
SM 4500-H+B	TRK			1	PASI-I		
SM 4500-S2-D	ZM			1	PASI-I		
HACH 8146	ZM			1	PASI-I		
EPA 353.2	OAS			2	PASI-I		
EPA 365.1	MMS			1	PASI-I		
SM 5310C	ATS			1	PASI-I		
SM 5310C	ATS			1	PASI-I		

PASI-I = Pace Analytical Services - Indianapolis

PASI-PA = Pace Analytical Services - Greensburg

REPORT OF LABORATORY ANALYSIS

This report shall not be reproduced, except in full,
without the written consent of Pace Analytical Services, LLC.

SUMMARY OF DETECTION

Project: Harding St Profile 1 Report 1

Pace Project No.: 50329937

Lab Sample ID	Client Sample ID	Result	Units	Report Limit	Analyzed	Qualifiers
Method	Parameters					
50329937001	MW-13S					
EPA 9056	Chloride	187	mg/L	25.0	11/08/22 11:02	
EPA 9056	Fluoride	0.93	mg/L	0.10	11/08/22 10:46	
EPA 9056	Sulfate	465	mg/L	25.0	11/08/22 11:02	
EPA 6010	Barium	42.6	ug/L	10.0	11/15/22 00:33	
EPA 6010	Boron	11200	ug/L	100	11/15/22 00:33	
EPA 6010	Calcium	179000	ug/L	1000	11/15/22 00:33	
EPA 6010	Iron	1520	ug/L	100	11/15/22 00:33	
EPA 6010	Lithium	63.0	ug/L	20.0	11/15/22 00:33	
EPA 6010	Magnesium	44100	ug/L	1000	11/15/22 00:33	
EPA 6010	Manganese	413	ug/L	10.0	11/15/22 00:33	
EPA 6010	Molybdenum	544	ug/L	10.0	11/15/22 00:33	
EPA 6010	Potassium	14200	ug/L	1000	11/15/22 00:33	
EPA 6010	Silica	14500	ug/L	450	11/15/22 00:33	N2
EPA 6010	Sodium	161000	ug/L	1000	11/15/22 00:33	
EPA 6010	Iron, Dissolved	1150	ug/L	100	11/10/22 03:48	
EPA 6010	Manganese, Dissolved	394	ug/L	10.0	11/10/22 03:48	
EPA 6010	Molybdenum, Dissolved	528	ug/L	10.0	11/10/22 03:48	
EPA 6020	Arsenic	298	ug/L	2.0	11/07/22 00:24	
EPA 903.1	Radium-226	0.610 ± 0.518 (0.642)	pCi/L		11/21/22 17:16	
EPA 904.0	Radium-228	C:NA T:92% 0.998 ± 0.448 (0.759)	pCi/L		11/22/22 12:47	
		C:82% T:84%				
Total Radium Calculation	Total Radium	1.61 ± 0.966 (1.40)	pCi/L		11/28/22 14:07	
SM 2320B	Alkalinity, Total as CaCO3	272	mg/L	10.0	11/03/22 15:57	
SM 2320B	Alkalinity,Bicarbonate (CaCO3)	272	mg/L	10.0	11/03/22 15:57	
SM 2540C	Total Dissolved Solids	1250	mg/L	20.0	11/05/22 10:15	
SM 4500-H+B	pH at 25 Degrees C	7.6	Std. Units	0.10	11/05/22 15:50	H3
EPA 365.1	Phosphate as P04	0.42	mg/L	0.15	11/19/22 16:45	
SM 5310C	Total Organic Carbon	2.6	mg/L	1.0	11/11/22 21:27	
SM 5310C	Dissolved Organic Carbon	2.7	mg/L	1.0	11/15/22 23:15	
50329937002	MW-13D					
EPA 9056	Chloride	186	mg/L	25.0	11/08/22 12:08	
EPA 9056	Fluoride	0.60	mg/L	0.10	11/08/22 11:52	
EPA 9056	Sulfate	602	mg/L	25.0	11/08/22 12:08	
EPA 6010	Barium	32.6	ug/L	10.0	11/15/22 00:35	
EPA 6010	Boron	14000	ug/L	100	11/15/22 00:35	
EPA 6010	Calcium	198000	ug/L	1000	11/15/22 00:35	
EPA 6010	Iron	2100	ug/L	100	11/15/22 00:35	
EPA 6010	Lithium	76.5	ug/L	20.0	11/15/22 00:35	
EPA 6010	Magnesium	44100	ug/L	1000	11/15/22 00:35	
EPA 6010	Manganese	186	ug/L	10.0	11/15/22 00:35	
EPA 6010	Molybdenum	503	ug/L	10.0	11/15/22 00:35	

REPORT OF LABORATORY ANALYSIS

This report shall not be reproduced, except in full,
without the written consent of Pace Analytical Services, LLC.

SUMMARY OF DETECTION

Project: Harding St Profile 1 Report 1

Pace Project No.: 50329937

Lab Sample ID Method	Client Sample ID Parameters	Result	Units	Report Limit	Analyzed	Qualifiers
50329937002	MW-13D					
EPA 6010	Potassium	16400	ug/L	1000	11/15/22 00:35	
EPA 6010	Silica	14100	ug/L	450	11/15/22 00:35	N2
EPA 6010	Sodium	167000	ug/L	1000	11/15/22 00:35	
EPA 6010	Iron, Dissolved	1820	ug/L	100	11/10/22 03:50	
EPA 6010	Manganese, Dissolved	181	ug/L	10.0	11/10/22 03:50	
EPA 6010	Molybdenum, Dissolved	508	ug/L	10.0	11/10/22 03:50	
EPA 6020	Arsenic	231	ug/L	2.0	11/07/22 00:29	
EPA 903.1	Radium-226	0.553 ± 0.447 (0.250)	pCi/L		11/21/22 17:16	
EPA 904.0	Radium-228	C:NA T:88% 1.66 ± 0.583 (0.872)	pCi/L		11/22/22 12:47	
		C:78% T:81%				
Total Radium Calculation	Total Radium	2.21 ± 1.03 (1.12)	pCi/L		11/28/22 14:07	
SM 2320B	Alkalinity, Total as CaCO3	206	mg/L	10.0	11/03/22 15:57	
SM 2320B	Alkalinity, Bicarbonate (CaCO3)	206	mg/L	10.0	11/03/22 15:57	
SM 2540C	Total Dissolved Solids	1420	mg/L	20.0	11/05/22 10:16	
SM 4500-H+B	pH at 25 Degrees C	7.7	Std. Units	0.10	11/05/22 15:51	H3
EPA 365.1	Phosphate as P04	0.38	mg/L	0.15	11/19/22 16:46	
SM 5310C	Total Organic Carbon	1.9	mg/L	1.0	11/11/22 22:33	
SM 5310C	Dissolved Organic Carbon	2.3	mg/L	1.0	11/16/22 00:14	

REPORT OF LABORATORY ANALYSIS

This report shall not be reproduced, except in full,
without the written consent of Pace Analytical Services, LLC.

ANALYTICAL RESULTS

Project: Harding St Profile 1 Report 1

Pace Project No.: 50329937

Sample: MW-13S		Lab ID: 50329937001		Collected: 11/01/22 11:32		Received: 11/02/22 15:20		Matrix: Water	
Parameters	Results	Units	Report Limit	MDL	DF	Prepared	Analyzed	CAS No.	Qual
9056 IC Anions		Analytical Method: EPA 9056 Pace Analytical Services - Indianapolis							
Chloride	187	mg/L	25.0	6.7	100		11/08/22 11:02	16887-00-6	
Fluoride	0.93	mg/L	0.10	0.017	1		11/08/22 10:46	16984-48-8	
Sulfate	465	mg/L	25.0	8.5	100		11/08/22 11:02	14808-79-8	
6010 MET ICP		Analytical Method: EPA 6010 Preparation Method: EPA 3010 Pace Analytical Services - Indianapolis							
Aluminum	ND	ug/L	200	55.4	1	11/11/22 08:45	11/15/22 00:33	7429-90-5	
Barium	42.6	ug/L	10.0	2.1	1	11/11/22 08:45	11/15/22 00:33	7440-39-3	
Boron	11200	ug/L	100	37.6	1	11/11/22 08:45	11/15/22 00:33	7440-42-8	
Cadmium	ND	ug/L	2.0	0.66	1	11/11/22 08:45	11/15/22 00:33	7440-43-9	
Calcium	179000	ug/L	1000	163	1	11/11/22 08:45	11/15/22 00:33	7440-70-2	
Chromium	ND	ug/L	10.0	0.97	1	11/11/22 08:45	11/15/22 00:33	7440-47-3	
Iron	1520	ug/L	100	48.8	1	11/11/22 08:45	11/15/22 00:33	7439-89-6	
Lead	ND	ug/L	10.0	2.6	1	11/11/22 08:45	11/15/22 00:33	7439-92-1	
Lithium	63.0	ug/L	20.0	6.2	1	11/11/22 08:45	11/15/22 00:33	7439-93-2	
Magnesium	44100	ug/L	1000	71.8	1	11/11/22 08:45	11/15/22 00:33	7439-95-4	
Manganese	413	ug/L	10.0	2.5	1	11/11/22 08:45	11/15/22 00:33	7439-96-5	
Molybdenum	544	ug/L	10.0	3.7	1	11/11/22 08:45	11/15/22 00:33	7439-98-7	
Potassium	14200	ug/L	1000	281	1	11/11/22 08:45	11/15/22 00:33	7440-09-7	
Silica	14500	ug/L	450		1	11/11/22 08:45	11/15/22 00:33	7631-86-9	N2
Sodium	161000	ug/L	1000	214	1	11/11/22 08:45	11/15/22 00:33	7440-23-5	
6010 MET ICP, Dissolved		Analytical Method: EPA 6010 Preparation Method: EPA 3010 Pace Analytical Services - Indianapolis							
Iron, Dissolved	1150	ug/L	100	48.8	1	11/09/22 08:32	11/10/22 03:48	7439-89-6	
Manganese, Dissolved	394	ug/L	10.0	2.5	1	11/09/22 08:32	11/10/22 03:48	7439-96-5	
Molybdenum, Dissolved	528	ug/L	10.0	3.7	1	11/09/22 08:32	11/10/22 03:48	7439-98-7	
6020 MET ICPMS		Analytical Method: EPA 6020 Preparation Method: EPA 200.2 Pace Analytical Services - Indianapolis							
Antimony	ND	ug/L	1.0	0.075	1	11/03/22 08:20	11/04/22 16:10	7440-36-0	
Arsenic	298	ug/L	2.0	0.35	2	11/03/22 08:20	11/07/22 00:24	7440-38-2	
Cobalt	ND	ug/L	1.0	0.041	1	11/03/22 08:20	11/04/22 16:10	7440-48-4	
Selenium	ND	ug/L	1.0	0.33	1	11/03/22 08:20	11/04/22 16:10	7782-49-2	
2320B Alkalinity		Analytical Method: SM 2320B Pace Analytical Services - Indianapolis							
Alkalinity, Total as CaCO3	272	mg/L	10.0	10.0	1		11/03/22 15:57		
Alkalinity,Bicarbonate (CaCO3)	272	mg/L	10.0	10.0	1		11/03/22 15:57		
Alkalinity,Carbonate (CaCO3)	ND	mg/L	10.0	10.0	1		11/03/22 15:57		
2540C Total Dissolved Solids		Analytical Method: SM 2540C Pace Analytical Services - Indianapolis							
Total Dissolved Solids	1250	mg/L	20.0	20.0	1		11/05/22 10:15		

REPORT OF LABORATORY ANALYSIS

This report shall not be reproduced, except in full,
without the written consent of Pace Analytical Services, LLC.

ANALYTICAL RESULTS

Project: Harding St Profile 1 Report 1

Pace Project No.: 50329937

Sample: MW-13S		Lab ID: 50329937001		Collected: 11/01/22 11:32	Received: 11/02/22 15:20	Matrix: Water				
Parameters	Results	Units	Report Limit	MDL	DF	Prepared	Analyzed	CAS No.	Qual	
4500H+ pH, Electrometric		Analytical Method: SM 4500-H+B Pace Analytical Services - Indianapolis								
pH at 25 Degrees C	7.6	Std. Units	0.10	0.10	1		11/05/22 15:50		H3	
4500S2D Sulfide Water		Analytical Method: SM 4500-S2-D Pace Analytical Services - Indianapolis								
Sulfide	ND	mg/L	0.10	0.025	1		11/04/22 17:20	18496-25-8		
Iron, Ferrous		Analytical Method: HACH 8146 Pace Analytical Services - Indianapolis								
Iron, Ferrous	ND	mg/L	0.20	0.096	1		11/09/22 16:06	15438-31-0	H3,N2	
353.2 Nitrogen, NO2/NO3 unpres		Analytical Method: EPA 353.2 Pace Analytical Services - Indianapolis								
Nitrogen, Nitrate	ND	mg/L	0.10	0.011	1		11/02/22 18:35	14797-55-8		
Nitrogen, Nitrite	ND	mg/L	0.10	0.0040	1		11/02/22 18:35	14797-65-0		
365.1 Total Phosphorus		Analytical Method: EPA 365.1 Preparation Method: EPA 365.1 Pace Analytical Services - Indianapolis								
Phosphate as P04	0.42	mg/L	0.15	0.15	1	11/19/22 05:30	11/19/22 16:45			
5310C TOC		Analytical Method: SM 5310C Pace Analytical Services - Indianapolis								
Total Organic Carbon	2.6	mg/L	1.0	0.14	1		11/11/22 21:27	7440-44-0		
5310C Dissolved Organic Carbon		Analytical Method: SM 5310C Pace Analytical Services - Indianapolis								
Dissolved Organic Carbon	2.7	mg/L	1.0	0.14	1		11/15/22 23:15			

REPORT OF LABORATORY ANALYSIS

This report shall not be reproduced, except in full,
without the written consent of Pace Analytical Services, LLC.

ANALYTICAL RESULTS

Project: Harding St Profile 1 Report 1

Pace Project No.: 50329937

Sample: MW-13D		Lab ID: 50329937002		Collected: 11/01/22 12:45	Received: 11/02/22 15:20	Matrix: Water				
Parameters	Results	Units	Report Limit	MDL	DF	Prepared	Analyzed	CAS No.	Qual	
9056 IC Anions		Analytical Method: EPA 9056 Pace Analytical Services - Indianapolis								
Chloride	186	mg/L	25.0	6.7	100		11/08/22 12:08	16887-00-6		
Fluoride	0.60	mg/L	0.10	0.017	1		11/08/22 11:52	16984-48-8		
Sulfate	602	mg/L	25.0	8.5	100		11/08/22 12:08	14808-79-8		
6010 MET ICP		Analytical Method: EPA 6010 Preparation Method: EPA 3010 Pace Analytical Services - Indianapolis								
Aluminum	ND	ug/L	200	55.4	1	11/11/22 08:45	11/15/22 00:35	7429-90-5		
Barium	32.6	ug/L	10.0	2.1	1	11/11/22 08:45	11/15/22 00:35	7440-39-3		
Boron	14000	ug/L	100	37.6	1	11/11/22 08:45	11/15/22 00:35	7440-42-8		
Cadmium	ND	ug/L	2.0	0.66	1	11/11/22 08:45	11/15/22 00:35	7440-43-9		
Calcium	198000	ug/L	1000	163	1	11/11/22 08:45	11/15/22 00:35	7440-70-2		
Chromium	ND	ug/L	10.0	0.97	1	11/11/22 08:45	11/15/22 00:35	7440-47-3		
Iron	2100	ug/L	100	48.8	1	11/11/22 08:45	11/15/22 00:35	7439-89-6		
Lead	ND	ug/L	10.0	2.6	1	11/11/22 08:45	11/15/22 00:35	7439-92-1		
Lithium	76.5	ug/L	20.0	6.2	1	11/11/22 08:45	11/15/22 00:35	7439-93-2		
Magnesium	44100	ug/L	1000	71.8	1	11/11/22 08:45	11/15/22 00:35	7439-95-4		
Manganese	186	ug/L	10.0	2.5	1	11/11/22 08:45	11/15/22 00:35	7439-96-5		
Molybdenum	503	ug/L	10.0	3.7	1	11/11/22 08:45	11/15/22 00:35	7439-98-7		
Potassium	16400	ug/L	1000	281	1	11/11/22 08:45	11/15/22 00:35	7440-09-7		
Silica	14100	ug/L	450		1	11/11/22 08:45	11/15/22 00:35	7631-86-9	N2	
Sodium	167000	ug/L	1000	214	1	11/11/22 08:45	11/15/22 00:35	7440-23-5		
6010 MET ICP, Dissolved		Analytical Method: EPA 6010 Preparation Method: EPA 3010 Pace Analytical Services - Indianapolis								
Iron, Dissolved	1820	ug/L	100	48.8	1	11/09/22 08:32	11/10/22 03:50	7439-89-6		
Manganese, Dissolved	181	ug/L	10.0	2.5	1	11/09/22 08:32	11/10/22 03:50	7439-96-5		
Molybdenum, Dissolved	508	ug/L	10.0	3.7	1	11/09/22 08:32	11/10/22 03:50	7439-98-7		
6020 MET ICPMS		Analytical Method: EPA 6020 Preparation Method: EPA 200.2 Pace Analytical Services - Indianapolis								
Antimony	ND	ug/L	1.0	0.075	1	11/03/22 08:20	11/04/22 16:15	7440-36-0		
Arsenic	231	ug/L	2.0	0.35	2	11/03/22 08:20	11/07/22 00:29	7440-38-2		
Cobalt	ND	ug/L	1.0	0.041	1	11/03/22 08:20	11/04/22 16:15	7440-48-4		
Selenium	ND	ug/L	1.0	0.33	1	11/03/22 08:20	11/04/22 16:15	7782-49-2		
2320B Alkalinity		Analytical Method: SM 2320B Pace Analytical Services - Indianapolis								
Alkalinity, Total as CaCO3	206	mg/L	10.0	10.0	1		11/03/22 15:57			
Alkalinity,Bicarbonate (CaCO3)	206	mg/L	10.0	10.0	1		11/03/22 15:57			
Alkalinity,Carbonate (CaCO3)	ND	mg/L	10.0	10.0	1		11/03/22 15:57			
2540C Total Dissolved Solids		Analytical Method: SM 2540C Pace Analytical Services - Indianapolis								
Total Dissolved Solids	1420	mg/L	20.0	20.0	1		11/05/22 10:16			

REPORT OF LABORATORY ANALYSIS

This report shall not be reproduced, except in full,
without the written consent of Pace Analytical Services, LLC.

ANALYTICAL RESULTS

Project: Harding St Profile 1 Report 1

Pace Project No.: 50329937

Sample: MW-13D		Lab ID: 50329937002		Collected: 11/01/22 12:45	Received: 11/02/22 15:20	Matrix: Water				
Parameters	Results	Units	Report Limit	MDL	DF	Prepared	Analyzed	CAS No.	Qual	
4500H+ pH, Electrometric		Analytical Method: SM 4500-H+B Pace Analytical Services - Indianapolis								
pH at 25 Degrees C	7.7	Std. Units	0.10	0.10	1		11/05/22 15:51		H3	
4500S2D Sulfide Water		Analytical Method: SM 4500-S2-D Pace Analytical Services - Indianapolis								
Sulfide	ND	mg/L	0.10	0.025	1		11/04/22 17:20	18496-25-8		
Iron, Ferrous		Analytical Method: HACH 8146 Pace Analytical Services - Indianapolis								
Iron, Ferrous	ND	mg/L	0.20	0.096	1		11/09/22 16:07	15438-31-0	H3,N2	
353.2 Nitrogen, NO2/NO3 unpres		Analytical Method: EPA 353.2 Pace Analytical Services - Indianapolis								
Nitrogen, Nitrate	ND	mg/L	0.10	0.011	1		11/02/22 18:44	14797-55-8		
Nitrogen, Nitrite	ND	mg/L	0.10	0.0040	1		11/02/22 18:44	14797-65-0		
365.1 Total Phosphorus		Analytical Method: EPA 365.1 Preparation Method: EPA 365.1 Pace Analytical Services - Indianapolis								
Phosphate as P04	0.38	mg/L	0.15	0.15	1	11/19/22 05:30	11/19/22 16:46			
5310C TOC		Analytical Method: SM 5310C Pace Analytical Services - Indianapolis								
Total Organic Carbon	1.9	mg/L	1.0	0.14	1		11/11/22 22:33	7440-44-0		
5310C Dissolved Organic Carbon		Analytical Method: SM 5310C Pace Analytical Services - Indianapolis								
Dissolved Organic Carbon	2.3	mg/L	1.0	0.14	1		11/16/22 00:14			

REPORT OF LABORATORY ANALYSIS

This report shall not be reproduced, except in full,
without the written consent of Pace Analytical Services, LLC.

QUALITY CONTROL DATA

Project: Harding St Profile 1 Report 1
Pace Project No.: 50329937

QC Batch: 704404 Analysis Method: EPA 9056
QC Batch Method: EPA 9056 Analysis Description: 9056 IC Anions
Laboratory: Pace Analytical Services - Indianapolis

Associated Lab Samples: 50329937001, 50329937002

METHOD BLANK: 3238271 Matrix: Water

Associated Lab Samples: 50329937001, 50329937002

Parameter	Units	Blank Result	Reporting Limit	MDL	Analyzed	Qualifiers
Chloride	mg/L	ND	0.25	0.067	11/07/22 20:12	
Fluoride	mg/L	ND	0.10	0.017	11/07/22 20:12	
Sulfate	mg/L	ND	0.25	0.085	11/07/22 20:12	

LABORATORY CONTROL SAMPLE: 3238272

Parameter	Units	Spike Conc.	LCS Result	LCS % Rec	% Rec Limits	Qualifiers
Chloride	mg/L	1.2	1.2	95	80-120	
Fluoride	mg/L	0.5	0.47	94	80-120	
Sulfate	mg/L	2.5	2.5	98	80-120	

MATRIX SPIKE & MATRIX SPIKE DUPLICATE: 3238273 3238274

Parameter	Units	50329936002		3238274		MS Result	MSD Result	MS % Rec	MSD % Rec	% Rec Limits	RPD	Max RPD	Qual
		Result	MS Spike Conc.	MSD Spike Conc.	MS Result								
Chloride	mg/L	174	125	125	305	293	105	95	80-120	4	15		
Fluoride	mg/L	0.17	0.5	0.5	0.67	0.67	101	101	80-120	0	15		
Sulfate	mg/L	23.7	250	250	263	265	96	97	80-120	1	15		

Results presented on this page are in the units indicated by the "Units" column except where an alternate unit is presented to the right of the result.

REPORT OF LABORATORY ANALYSIS

This report shall not be reproduced, except in full,
without the written consent of Pace Analytical Services, LLC.

QUALITY CONTROL DATA

Project: Harding St Profile 1 Report 1

Pace Project No.: 50329937

QC Batch: 704513

Analysis Method: EPA 6010

QC Batch Method: EPA 3010

Analysis Description: 6010 MET

Laboratory: Pace Analytical Services - Indianapolis

Associated Lab Samples: 50329937001, 50329937002

METHOD BLANK: 3238651

Matrix: Water

Associated Lab Samples: 50329937001, 50329937002

Parameter	Units	Blank Result	Reporting Limit	MDL	Analyzed	Qualifiers
Aluminum	ug/L	ND	200	55.4	11/14/22 23:46	
Barium	ug/L	ND	10.0	2.1	11/14/22 23:46	
Boron	ug/L	ND	100	37.6	11/14/22 23:46	
Cadmium	ug/L	ND	2.0	0.66	11/14/22 23:46	
Calcium	ug/L	ND	1000	163	11/14/22 23:46	
Chromium	ug/L	ND	10.0	0.97	11/14/22 23:46	
Iron	ug/L	ND	100	48.8	11/14/22 23:46	
Lead	ug/L	ND	10.0	2.6	11/14/22 23:46	
Lithium	ug/L	ND	20.0	6.2	11/14/22 23:46	
Magnesium	ug/L	ND	1000	71.8	11/14/22 23:46	
Manganese	ug/L	ND	10.0	2.5	11/14/22 23:46	
Molybdenum	ug/L	ND	10.0	3.7	11/14/22 23:46	
Potassium	ug/L	ND	1000	281	11/14/22 23:46	
Silica	ug/L	ND	450		11/14/22 23:46	N2
Sodium	ug/L	ND	1000	214	11/14/22 23:46	

LABORATORY CONTROL SAMPLE: 3238652

Parameter	Units	Spike Conc.	LCS Result	LCS % Rec	% Rec Limits	Qualifiers
Aluminum	ug/L	10000	10300	103	80-120	
Barium	ug/L	1000	1000	100	80-120	
Boron	ug/L	1000	991	99	80-120	
Cadmium	ug/L	1000	1000	100	80-120	
Calcium	ug/L	10000	10300	103	80-120	
Chromium	ug/L	1000	1020	102	80-120	
Iron	ug/L	10000	10200	102	80-120	
Lead	ug/L	1000	1000	100	80-120	
Lithium	ug/L	1000	1020	102	80-120	
Magnesium	ug/L	10000	9880	99	80-120	
Manganese	ug/L	1000	990	99	80-120	
Molybdenum	ug/L	1000	1040	104	80-120	
Potassium	ug/L	10000	10200	102	80-120	
Silica	ug/L	10700	10600	100	80-120	N2
Sodium	ug/L	10000	10100	101	80-120	

Results presented on this page are in the units indicated by the "Units" column except where an alternate unit is presented to the right of the result.

REPORT OF LABORATORY ANALYSIS

This report shall not be reproduced, except in full,
without the written consent of Pace Analytical Services, LLC.

QUALITY CONTROL DATA

Project: Harding St Profile 1 Report 1

Pace Project No.: 50329937

MATRIX SPIKE & MATRIX SPIKE DUPLICATE: 3238653 3238654												
Parameter	Units	50329936002		MS	MSD	3238654		% Rec	% Rec	% Rec	Max	Qual
		Result	Conc.	Spike	Spike	MS	MSD					
Aluminum	ug/L	ND	10000	10000	10000	10500	10600	105	106	75-125	1	20
Barium	ug/L	215	1000	1000	1000	1220	1220	101	101	75-125	0	20
Boron	ug/L	206	1000	1000	1000	1210	1220	101	101	75-125	0	20
Cadmium	ug/L	ND	1000	1000	1000	1020	1020	102	102	75-125	1	20
Calcium	ug/L	95200	10000	10000	10000	106000	106000	107	108	75-125	0	20
Chromium	ug/L	ND	1000	1000	1000	1010	1020	101	102	75-125	1	20
Iron	ug/L	1680	10000	10000	10000	11500	11600	99	99	75-125	0	20
Lead	ug/L	ND	1000	1000	1000	985	991	99	99	75-125	1	20
Lithium	ug/L	ND	1000	1000	1000	1060	1070	105	106	75-125	0	20
Magnesium	ug/L	28400	10000	10000	10000	38800	38600	104	102	75-125	1	20
Manganese	ug/L	322	1000	1000	1000	1290	1290	97	97	75-125	0	20
Molybdenum	ug/L	ND	1000	1000	1000	1060	1060	105	106	75-125	1	20
Potassium	ug/L	7440	10000	10000	10000	18200	18200	108	108	75-125	0	20
Silica	ug/L	10300	10700	10700	10700	21200	21100	102	101	75-125	0	20 N2
Sodium	ug/L	72200	10000	10000	10000	84500	83500	123	113	75-125	1	20

Results presented on this page are in the units indicated by the "Units" column except where an alternate unit is presented to the right of the result.

REPORT OF LABORATORY ANALYSIS

This report shall not be reproduced, except in full,
without the written consent of Pace Analytical Services, LLC.

QUALITY CONTROL DATA

Project: Harding St Profile 1 Report 1

Pace Project No.: 50329937

QC Batch: 704504

Analysis Method: EPA 6010

QC Batch Method: EPA 3010

Analysis Description: 6010 MET Dissolved

Laboratory: Pace Analytical Services - Indianapolis

Associated Lab Samples: 50329937001, 50329937002

METHOD BLANK: 3238610

Matrix: Water

Associated Lab Samples: 50329937001, 50329937002

Parameter	Units	Blank Result	Reporting Limit	MDL	Analyzed	Qualifiers
Iron, Dissolved	ug/L	ND	100	48.8	11/10/22 03:13	
Manganese, Dissolved	ug/L	ND	10.0	2.5	11/10/22 03:13	
Molybdenum, Dissolved	ug/L	ND	10.0	3.7	11/10/22 03:13	

LABORATORY CONTROL SAMPLE: 3238611

Parameter	Units	Spike Conc.	LCS Result	LCS % Rec	% Rec Limits	Qualifiers
Iron, Dissolved	ug/L	10000	10600	106	80-120	
Manganese, Dissolved	ug/L	1000	1010	101	80-120	
Molybdenum, Dissolved	ug/L	1000	1100	110	80-120	

MATRIX SPIKE & MATRIX SPIKE DUPLICATE: 3238612 3238613

Parameter	Units	50329936002		3238612		3238613		% Rec Limits	RPD	Max RPD	Qual
		Result	MS Spike Conc.	MSD Spike Conc.	MS Result	MSD Result	MS % Rec				
Iron, Dissolved	ug/L	1420	10000	10000	11300	11900	99	104	75-125	5	20
Manganese, Dissolved	ug/L	291	1000	1000	1260	1320	97	102	75-125	5	20
Molybdenum, Dissolved	ug/L	ND	1000	1000	1070	1100	106	109	75-125	3	20

Results presented on this page are in the units indicated by the "Units" column except where an alternate unit is presented to the right of the result.

REPORT OF LABORATORY ANALYSIS

This report shall not be reproduced, except in full,
without the written consent of Pace Analytical Services, LLC.

QUALITY CONTROL DATA

Project: Harding St Profile 1 Report 1

Pace Project No.: 50329937

QC Batch:	704094	Analysis Method:	EPA 6020
QC Batch Method:	EPA 200.2	Analysis Description:	6020 MET
		Laboratory:	Pace Analytical Services - Indianapolis

Associated Lab Samples: 50329937001, 50329937002

METHOD BLANK: 3236812 Matrix: Water

Associated Lab Samples: 50329937001, 50329937002

Parameter	Units	Blank Result	Reporting Limit	MDL	Analyzed	Qualifiers
Antimony	ug/L	ND	1.0	0.075	11/04/22 13:51	
Arsenic	ug/L	ND	1.0	0.17	11/04/22 13:51	
Cobalt	ug/L	ND	1.0	0.041	11/04/22 13:51	
Selenium	ug/L	ND	1.0	0.33	11/04/22 13:51	

LABORATORY CONTROL SAMPLE: 3236813

Parameter	Units	Spike Conc.	LCS Result	LCS % Rec	% Rec Limits	Qualifiers
Antimony	ug/L	40	42.3	106	80-120	
Arsenic	ug/L	40	39.0	98	80-120	
Cobalt	ug/L	40	41.9	105	80-120	
Selenium	ug/L	40	40.6	102	80-120	

MATRIX SPIKE & MATRIX SPIKE DUPLICATE: 3236814 3236815

Parameter	Units	MS		MSD		MS % Rec	MSD % Rec	% Rec Limits	RPD	Max RPD	Qual
		50329936002	Result	Spike Conc.	Spike Conc.						
Antimony	ug/L	ND	40	40	42.3	42.8	106	107	75-125	1	20
Arsenic	ug/L	ND	40	40	39.0	38.9	97	97	75-125	0	20
Cobalt	ug/L	ND	40	40	39.5	39.6	98	98	75-125	0	20
Selenium	ug/L	ND	40	40	39.8	38.9	99	96	75-125	2	20

Results presented on this page are in the units indicated by the "Units" column except where an alternate unit is presented to the right of the result.

REPORT OF LABORATORY ANALYSIS

This report shall not be reproduced, except in full,
without the written consent of Pace Analytical Services, LLC.

QUALITY CONTROL DATA

Project: Harding St Profile 1 Report 1

Pace Project No.: 50329937

QC Batch: 704201	Analysis Method: SM 2320B
QC Batch Method: SM 2320B	Analysis Description: 2320B Alkalinity
	Laboratory: Pace Analytical Services - Indianapolis

Associated Lab Samples: 50329937001, 50329937002

METHOD BLANK: 3237260 Matrix: Water

Associated Lab Samples: 50329937001, 50329937002

Parameter	Units	Blank Result	Reporting Limit	MDL	Analyzed	Qualifiers
Alkalinity, Total as CaCO3	mg/L	ND	10.0	10.0	11/03/22 15:57	
Alkalinity,Bicarbonate (CaCO3)	mg/L	ND	10.0	10.0	11/03/22 15:57	
Alkalinity,Carbonate (CaCO3)	mg/L	ND	10.0	10.0	11/03/22 15:57	

LABORATORY CONTROL SAMPLE: 3237261

Parameter	Units	Spike Conc.	LCS Result	LCS % Rec	% Rec Limits	Qualifiers
Alkalinity, Total as CaCO3	mg/L	50	48.8	98	90-110	

SAMPLE DUPLICATE: 3237262

Parameter	Units	50329936002 Result	Dup Result	RPD	Max RPD	Qualifiers
Alkalinity, Total as CaCO3	mg/L	266	270	1	20	
Alkalinity,Bicarbonate (CaCO3)	mg/L	266	270	1	20	
Alkalinity,Carbonate (CaCO3)	mg/L	ND	ND		20	

SAMPLE DUPLICATE: 3237263

Parameter	Units	50329941004 Result	Dup Result	RPD	Max RPD	Qualifiers
Alkalinity, Total as CaCO3	mg/L	178	182	2	20	
Alkalinity,Bicarbonate (CaCO3)	mg/L	178	182	2	20	
Alkalinity,Carbonate (CaCO3)	mg/L	ND	ND		20	

Results presented on this page are in the units indicated by the "Units" column except where an alternate unit is presented to the right of the result.

REPORT OF LABORATORY ANALYSIS

This report shall not be reproduced, except in full,
without the written consent of Pace Analytical Services, LLC.

QUALITY CONTROL DATA

Project: Harding St Profile 1 Report 1

Pace Project No.: 50329937

QC Batch: 704615

Analysis Method: SM 2540C

QC Batch Method: SM 2540C

Analysis Description: 2540C Total Dissolved Solids

Laboratory: Pace Analytical Services - Indianapolis

Associated Lab Samples: 50329937001, 50329937002

METHOD BLANK: 3239463

Matrix: Water

Associated Lab Samples: 50329937001, 50329937002

Parameter	Units	Blank Result	Reporting Limit	MDL	Analyzed	Qualifiers
Total Dissolved Solids	mg/L	ND	10.0	10.0	11/05/22 10:15	

LABORATORY CONTROL SAMPLE: 3239464

Parameter	Units	Spike Conc.	LCS Result	LCS % Rec	% Rec Limits	Qualifiers
Total Dissolved Solids	mg/L	300	284	95	80-120	

SAMPLE DUPLICATE: 3239465

Parameter	Units	50329937001 Result	Dup Result	RPD	Max RPD	Qualifiers
Total Dissolved Solids	mg/L	1250	1260	1	10	

SAMPLE DUPLICATE: 3239466

Parameter	Units	50330034009 Result	Dup Result	RPD	Max RPD	Qualifiers
Total Dissolved Solids	mg/L	446	441	1	10	

Results presented on this page are in the units indicated by the "Units" column except where an alternate unit is presented to the right of the result.

REPORT OF LABORATORY ANALYSIS

This report shall not be reproduced, except in full,
without the written consent of Pace Analytical Services, LLC.

QUALITY CONTROL DATA

Project: Harding St Profile 1 Report 1

Pace Project No.: 50329937

QC Batch: 704640

Analysis Method: SM 4500-H+B

QC Batch Method: SM 4500-H+B

Analysis Description: 4500H+B pH

Laboratory: Pace Analytical Services - Indianapolis

Associated Lab Samples: 50329937001, 50329937002

SAMPLE DUPLICATE: 3239622

Parameter	Units	50330207001 Result	Dup Result	RPD	Max RPD	Qualifiers
pH at 25 Degrees C	Std. Units	8.0	8.0	0	2	H3

SAMPLE DUPLICATE: 3239623

Parameter	Units	50329936002 Result	Dup Result	RPD	Max RPD	Qualifiers
pH at 25 Degrees C	Std. Units	7.5	7.5	0	2	H3

Results presented on this page are in the units indicated by the "Units" column except where an alternate unit is presented to the right of the result.

REPORT OF LABORATORY ANALYSIS

This report shall not be reproduced, except in full,
without the written consent of Pace Analytical Services, LLC.

QUALITY CONTROL DATA

Project: Harding St Profile 1 Report 1

Pace Project No.: 50329937

QC Batch:	704534	Analysis Method:	SM 4500-S2-D
QC Batch Method:	SM 4500-S2-D	Analysis Description:	4500S2D Sulfide Water
		Laboratory:	Pace Analytical Services - Indianapolis

Associated Lab Samples: 50329937001, 50329937002

METHOD BLANK: 3238863 Matrix: Water
Associated Lab Samples: 50329937001, 50329937002

Parameter	Units	Blank Result	Reporting Limit	MDL	Analyzed	Qualifiers
Sulfide	mg/L	ND	0.10	0.025	11/04/22 17:20	

LABORATORY CONTROL SAMPLE: 3238864

Parameter	Units	Spike Conc.	LCS Result	LCS % Rec	% Rec Limits	Qualifiers
Sulfide	mg/L	0.5	0.53	107	90-110	

MATRIX SPIKE & MATRIX SPIKE DUPLICATE: 3238865 3238866

Parameter	Units	50329936002 Result	MS Spike Conc.	MSD Spike Conc.	MS Result	MSD Result	MS % Rec	MSD % Rec	% Rec Limits	RPD	Max RPD	Qual
Sulfide	mg/L	ND	0.5	0.5	0.29	0.27	57	55	90-110	5	20	M3

MATRIX SPIKE SAMPLE: 3238867

Parameter	Units	50330042001 Result	Spike Conc.	MS Result	MS % Rec	% Rec Limits	Qualifiers
Sulfide	mg/L	ND	0.5	0.51	102	90-110	

Results presented on this page are in the units indicated by the "Units" column except where an alternate unit is presented to the right of the result.

REPORT OF LABORATORY ANALYSIS

This report shall not be reproduced, except in full,
without the written consent of Pace Analytical Services, LLC.

QUALITY CONTROL DATA

Project: Harding St Profile 1 Report 1

Pace Project No.: 50329937

QC Batch:	705309	Analysis Method:	HACH 8146
QC Batch Method:	HACH 8146	Analysis Description:	Iron, Ferrous
		Laboratory:	Pace Analytical Services - Indianapolis

Associated Lab Samples: 50329937001, 50329937002

METHOD BLANK: 3242214 Matrix: Water
Associated Lab Samples: 50329937001, 50329937002

Parameter	Units	Blank Result	Reporting Limit	MDL	Analyzed	Qualifiers
Iron, Ferrous	mg/L	ND	0.20	0.096	11/09/22 16:06	H3,N2

LABORATORY CONTROL SAMPLE: 3242215

Parameter	Units	Spike Conc.	LCS Result	LCS % Rec	% Rec Limits	Qualifiers
Iron, Ferrous	mg/L	1	0.98	98	90-110	H3,N2

MATRIX SPIKE & MATRIX SPIKE DUPLICATE: 3242216 3242217

Parameter	Units	50329936002 Result	MS Spike Conc.	MSD Spike Conc.	MS Result	MSD Result	MS % Rec	MSD % Rec	% Rec Limits	RPD	Max RPD	Qual
Iron, Ferrous	mg/L	ND	1	1	0.99	0.97	99	97	90-110	3	20	H3,N2

MATRIX SPIKE SAMPLE: 3242218

Parameter	Units	50330017003 Result	Spike Conc.	MS Result	MS % Rec	% Rec Limits	Qualifiers
Iron, Ferrous	mg/L	ND	1	1.0	99	90-110	H3,N2

Results presented on this page are in the units indicated by the "Units" column except where an alternate unit is presented to the right of the result.

REPORT OF LABORATORY ANALYSIS

This report shall not be reproduced, except in full,
without the written consent of Pace Analytical Services, LLC.

QUALITY CONTROL DATA

Project: Harding St Profile 1 Report 1

Pace Project No.: 50329937

QC Batch: 704083

Analysis Method: EPA 353.2

QC Batch Method: EPA 353.2

Analysis Description: 353.2 Nitrate + Nitrite, Unpres.

Laboratory: Pace Analytical Services - Indianapolis

Associated Lab Samples: 50329937001, 50329937002

METHOD BLANK: 3236778

Matrix: Water

Associated Lab Samples: 50329937001, 50329937002

Parameter	Units	Blank Result	Reporting Limit	MDL	Analyzed	Qualifiers
Nitrogen, Nitrate	mg/L	ND	0.10	0.011	11/02/22 18:22	
Nitrogen, Nitrite	mg/L	ND	0.10	0.0040	11/02/22 18:22	

LABORATORY CONTROL SAMPLE: 3236779

Parameter	Units	Spike Conc.	LCS Result	LCS % Rec	% Rec Limits	Qualifiers
Nitrogen, Nitrate	mg/L	1	0.96	96	90-110	
Nitrogen, Nitrite	mg/L	1	1.0	102	90-110	

MATRIX SPIKE & MATRIX SPIKE DUPLICATE: 3236780 3236781

Parameter	Units	50329936002		3236781		MS % Rec	MSD % Rec	% Rec Limits	RPD	Max RPD	Qual
		MS Spike Conc.	MSD Spike Conc.	MS Result	MSD Result						
Nitrogen, Nitrate	mg/L	ND	1	1	0.94	0.94	93	93	90-110	0	20
Nitrogen, Nitrite	mg/L	ND	1	1	1.0	1.0	100	100	90-110	0	20

MATRIX SPIKE SAMPLE: 3236782

Parameter	Units	50329867002 Result	Spike Conc.	MS Result	MS % Rec	% Rec Limits	Qualifiers
Nitrogen, Nitrate	mg/L	ND	10	9.2	92	90-110	
Nitrogen, Nitrite	mg/L	ND	10	10	99	90-110	

Results presented on this page are in the units indicated by the "Units" column except where an alternate unit is presented to the right of the result.

REPORT OF LABORATORY ANALYSIS

This report shall not be reproduced, except in full,
without the written consent of Pace Analytical Services, LLC.

QUALITY CONTROL DATA

Project: Harding St Profile 1 Report 1

Pace Project No.: 50329937

QC Batch: 707310	Analysis Method: EPA 365.1
QC Batch Method: EPA 365.1	Analysis Description: 365.1 Total Phosphorus
	Laboratory: Pace Analytical Services - Indianapolis

Associated Lab Samples: 50329937001, 50329937002

METHOD BLANK: 3251721 Matrix: Water

Associated Lab Samples: 50329937001, 50329937002

Parameter	Units	Blank Result	Reporting Limit	MDL	Analyzed	Qualifiers
Phosphate as P04	mg/L	ND	0.15	0.15	11/19/22 16:42	

LABORATORY CONTROL SAMPLE: 3251722

Parameter	Units	Spike Conc.	LCS Result	LCS % Rec	% Rec Limits	Qualifiers
Phosphate as P04	mg/L		1.5			

MATRIX SPIKE & MATRIX SPIKE DUPLICATE: 3251723 3251724

Parameter	Units	50329936002		3251724		% Rec	% Rec	% Rec Limits	RPD	Max RPD	Qual
		MS Result	MS Spike Conc.	MS Result	MS Spike Conc.						
Phosphate as P04	mg/L	ND		1.5	1.6				6		

MATRIX SPIKE & MATRIX SPIKE DUPLICATE: 3251725 3251726

Parameter	Units	50331365001		3251726		% Rec	% Rec	% Rec Limits	RPD	Max RPD	Qual
		MS Result	MS Spike Conc.	MS Result	MS Spike Conc.						
Phosphate as P04	mg/L	ND		1.5	1.4				7		

Results presented on this page are in the units indicated by the "Units" column except where an alternate unit is presented to the right of the result.

REPORT OF LABORATORY ANALYSIS

This report shall not be reproduced, except in full,
without the written consent of Pace Analytical Services, LLC.

QUALITY CONTROL DATA

Project: Harding St Profile 1 Report 1
Pace Project No.: 50329937

QC Batch: 705526 Analysis Method: SM 5310C
QC Batch Method: SM 5310C Analysis Description: 5310C Total Organic Carbon
Laboratory: Pace Analytical Services - Indianapolis
Associated Lab Samples: 50329937001

METHOD BLANK: 3243230 Matrix: Water
Associated Lab Samples: 50329937001

Parameter	Units	Blank Result	Reporting Limit	MDL	Analyzed	Qualifiers
Total Organic Carbon	mg/L	ND	1.0	0.14	11/10/22 17:10	

LABORATORY CONTROL SAMPLE: 3243231

Parameter	Units	Spike Conc.	LCS Result	LCS % Rec	% Rec Limits	Qualifiers
Total Organic Carbon	mg/L	10	10.0	100	90-110	

MATRIX SPIKE & MATRIX SPIKE DUPLICATE: 3243232 3243233

Parameter	Units	50329936002		50329936005		50329936002		50329936005		% Rec Limits	RPD	Max RPD	Qual
		MS Result	MSD Spike Conc.	MS Result	MSD Spike Conc.	MS Result	MSD Result	MS % Rec	MSD % Rec				
Total Organic Carbon	mg/L	3.3	10	10	10	13.5	13.7	102	103	80-120	1	20	

MATRIX SPIKE SAMPLE: 3243234

Parameter	Units	50329936005 Result	Spike Conc.	MS Result	MS % Rec	% Rec Limits	Qualifiers
Total Organic Carbon	mg/L	2.1	10	12.2	101	80-120	

Results presented on this page are in the units indicated by the "Units" column except where an alternate unit is presented to the right of the result.

REPORT OF LABORATORY ANALYSIS

This report shall not be reproduced, except in full,
without the written consent of Pace Analytical Services, LLC.

QUALITY CONTROL DATA

Project: Harding St Profile 1 Report 1

Pace Project No.: 50329937

QC Batch: 705528

Analysis Method: SM 5310C

QC Batch Method: SM 5310C

Analysis Description: 5310C Total Organic Carbon

Laboratory: Pace Analytical Services - Indianapolis

Associated Lab Samples: 50329937002

METHOD BLANK: 3243243

Matrix: Water

Associated Lab Samples: 50329937002

Parameter	Units	Blank Result	Reporting Limit	MDL	Analyzed	Qualifiers
Total Organic Carbon	mg/L	ND	1.0	0.14	11/11/22 21:53	

LABORATORY CONTROL SAMPLE: 3243244

Parameter	Units	Spike Conc.	LCS Result	LCS % Rec	% Rec Limits	Qualifiers
Total Organic Carbon	mg/L	10	10.2	102	90-110	

MATRIX SPIKE & MATRIX SPIKE DUPLICATE: 3243245 3243246

Parameter	Units	50329934002		50329934003		50329934004		50329934005		% Rec Limits	RPD	Max RPD	Qual
		MS Spike Conc.	MSD Spike Conc.	MS Result	MSD Result	MS % Rec	MSD % Rec						
Total Organic Carbon	mg/L	0.76J	40	40	41.9	41.8	103	103	80-120	0	20		

MATRIX SPIKE SAMPLE: 3243247

Parameter	Units	50329934003 Result	Spike Conc.	MS Result	MS % Rec	% Rec Limits	Qualifiers
Total Organic Carbon	mg/L	0.57J	10	10.7	101	80-120	

Results presented on this page are in the units indicated by the "Units" column except where an alternate unit is presented to the right of the result.

REPORT OF LABORATORY ANALYSIS

This report shall not be reproduced, except in full,
without the written consent of Pace Analytical Services, LLC.

QUALITY CONTROL DATA

Project: Harding St Profile 1 Report 1

Pace Project No.: 50329937

QC Batch: 706234

Analysis Method: SM 5310C

QC Batch Method: SM 5310C

Analysis Description: 5310C Dissolved Organic Carbon

Laboratory: Pace Analytical Services - Indianapolis

Associated Lab Samples: 50329937001, 50329937002

METHOD BLANK: 3246729

Matrix: Water

Associated Lab Samples: 50329937001, 50329937002

Parameter	Units	Blank Result	Reporting Limit	MDL	Analyzed	Qualifiers
Dissolved Organic Carbon	mg/L	ND	1.0	0.14	11/15/22 15:55	

LABORATORY CONTROL SAMPLE: 3246730

Parameter	Units	Spike Conc.	LCS Result	LCS % Rec	% Rec Limits	Qualifiers
Dissolved Organic Carbon	mg/L	10	10.7	107	90-110	

MATRIX SPIKE & MATRIX SPIKE DUPLICATE: 3246731 3246732

Parameter	Units	50329836002		3246731		3246732		% Rec Limits	RPD	Max RPD	Qual	
		MS Result	MSD Spike Conc.	MS Result	MSD Spike Conc.	MS Result	MSD Spike Conc.					
Dissolved Organic Carbon	mg/L	7.1	10	10	10	17.3	17.2	103	102	80-120	1	20

MATRIX SPIKE & MATRIX SPIKE DUPLICATE: 3246733 3246734

Parameter	Units	50329936002		3246733		3246734		% Rec Limits	RPD	Max RPD	Qual	
		MS Result	MSD Spike Conc.	MS Result	MSD Spike Conc.	MS Result	MSD Spike Conc.					
Dissolved Organic Carbon	mg/L	3.4	10	10	10	13.7	13.8	103	104	80-120	1	20

Results presented on this page are in the units indicated by the "Units" column except where an alternate unit is presented to the right of the result.

REPORT OF LABORATORY ANALYSIS

This report shall not be reproduced, except in full,
without the written consent of Pace Analytical Services, LLC.

ANALYTICAL RESULTS - RADIOCHEMISTRY

Project: Harding St Profile 1 Report 1

Pace Project No.: 50329937

Sample: MW-13S **Lab ID: 50329937001** Collected: 11/01/22 11:32 Received: 11/02/22 15:20 Matrix: Water
PWS: Site ID: Sample Type:

Parameters	Method	Act ± Unc (MDC) Carr Trac	Units	Analyzed	CAS No.	Qual
	Pace Analytical Services - Greensburg					
Radium-226	EPA 903.1	0.610 ± 0.518 (0.642) C:NA T:92%	pCi/L	11/21/22 17:16	13982-63-3	
	Pace Analytical Services - Greensburg					
Radium-228	EPA 904.0	0.998 ± 0.448 (0.759) C:82% T:84%	pCi/L	11/22/22 12:47	15262-20-1	
	Pace Analytical Services - Greensburg					
Total Radium	Total Radium Calculation	1.61 ± 0.966 (1.40)	pCi/L	11/28/22 14:07	7440-14-4	

REPORT OF LABORATORY ANALYSIS

This report shall not be reproduced, except in full,
without the written consent of Pace Analytical Services, LLC.

ANALYTICAL RESULTS - RADIOCHEMISTRY

Project: Harding St Profile 1 Report 1

Pace Project No.: 50329937

Sample: MW-13D **Lab ID: 50329937002** Collected: 11/01/22 12:45 Received: 11/02/22 15:20 Matrix: Water
PWS: Site ID: Sample Type:

Parameters	Method	Act ± Unc (MDC) Carr Trac	Units	Analyzed	CAS No.	Qual
	Pace Analytical Services - Greensburg					
Radium-226	EPA 903.1	0.553 ± 0.447 (0.250) C:NA T:88%	pCi/L	11/21/22 17:16	13982-63-3	
	Pace Analytical Services - Greensburg					
Radium-228	EPA 904.0	1.66 ± 0.583 (0.872) C:78% T:81%	pCi/L	11/22/22 12:47	15262-20-1	
	Pace Analytical Services - Greensburg					
Total Radium	Total Radium Calculation	2.21 ± 1.03 (1.12)	pCi/L	11/28/22 14:07	7440-14-4	

REPORT OF LABORATORY ANALYSIS

This report shall not be reproduced, except in full,
without the written consent of Pace Analytical Services, LLC.

QUALITY CONTROL - RADIOCHEMISTRY

Project: Harding St Profile 1 Report 1

Pace Project No.: 50329937

QC Batch: 545138

Analysis Method: EPA 903.1

QC Batch Method: EPA 903.1

Analysis Description: 903.1 Radium-226

Laboratory: Pace Analytical Services - Greensburg

Associated Lab Samples: 50329937001, 50329937002

METHOD BLANK: 2646402

Matrix: Water

Associated Lab Samples: 50329937001, 50329937002

Parameter	Act ± Unc (MDC) Carr Trac	Units	Analyzed	Qualifiers
Radium-226	0.218 ± 0.377 (0.674) C:NA T:83%	pCi/L	11/21/22 17:02	

Results presented on this page are in the units indicated by the "Units" column except where an alternate unit is presented to the right of the result.

REPORT OF LABORATORY ANALYSIS

This report shall not be reproduced, except in full,
without the written consent of Pace Analytical Services, LLC.

QUALITY CONTROL - RADIOCHEMISTRY

Project: Harding St Profile 1 Report 1

Pace Project No.: 50329937

QC Batch: 545139

Analysis Method: EPA 904.0

QC Batch Method: EPA 904.0

Analysis Description: 904.0 Radium 228

Laboratory: Pace Analytical Services - Greensburg

Associated Lab Samples: 50329937001, 50329937002

METHOD BLANK: 2646403

Matrix: Water

Associated Lab Samples: 50329937001, 50329937002

Parameter	Act ± Unc (MDC) Carr Trac	Units	Analyzed	Qualifiers
Radium-228	0.225 ± 0.292 (0.619) C:84% T:81%	pCi/L	11/22/22 12:46	

Results presented on this page are in the units indicated by the "Units" column except where an alternate unit is presented to the right of the result.

REPORT OF LABORATORY ANALYSIS

This report shall not be reproduced, except in full,
without the written consent of Pace Analytical Services, LLC.

QUALIFIERS

Project: Harding St Profile 1 Report 1

Pace Project No.: 50329937

DEFINITIONS

DF - Dilution Factor, if reported, represents the factor applied to the reported data due to dilution of the sample aliquot.

ND - Not Detected at or above adjusted reporting limit.

TNTC - Too Numerous To Count

J - Estimated concentration above the adjusted method detection limit and below the adjusted reporting limit.

MDL - Adjusted Method Detection Limit.

PQL - Practical Quantitation Limit.

RL - Reporting Limit - The lowest concentration value that meets project requirements for quantitative data with known precision and bias for a specific analyte in a specific matrix.

S - Surrogate

1,2-Diphenylhydrazine decomposes to and cannot be separated from Azobenzene using Method 8270. The result for each analyte is a combined concentration.

Consistent with EPA guidelines, unrounded data are displayed and have been used to calculate % recovery and RPD values.

LCS(D) - Laboratory Control Sample (Duplicate)

MS(D) - Matrix Spike (Duplicate)

DUP - Sample Duplicate

RPD - Relative Percent Difference

NC - Not Calculable.

SG - Silica Gel - Clean-Up

U - Indicates the compound was analyzed for, but not detected.

N-Nitrosodiphenylamine decomposes and cannot be separated from Diphenylamine using Method 8270. The result reported for each analyte is a combined concentration.

Reported results are not rounded until the final step prior to reporting. Therefore, calculated parameters that are typically reported as "Total" may vary slightly from the sum of the reported component parameters.

Act - Activity

Unc - Uncertainty: SDWA = 1.96 sigma count uncertainty, all other matrices = Expanded Uncertainty (95% confidence interval).

Gamma Spec = Expanded Uncertainty (95.4% Confidence Interval)

(MDC) - Minimum Detectable Concentration

Trac - Tracer Recovery (%)

Carr - Carrier Recovery (%)

Pace Analytical is TNI accredited. Contact your Pace PM for the current list of accredited analytes.

TNI - The NELAC Institute.

ANALYTE QUALIFIERS

H3 Sample was received or analysis requested beyond the recognized method holding time.

M3 Matrix spike recovery was outside laboratory control limits due to matrix interferences.

N2 The lab does not hold NELAC/TNI accreditation for this parameter but other accreditations/certifications may apply. A complete list of accreditations/certifications is available upon request.

REPORT OF LABORATORY ANALYSIS

This report shall not be reproduced, except in full,
without the written consent of Pace Analytical Services, LLC.

QUALITY CONTROL DATA CROSS REFERENCE TABLE

Project: Harding St Profile 1 Report 1

Pace Project No.: 50329937

Lab ID	Sample ID	QC Batch Method	QC Batch	Analytical Method	Analytical Batch
50329937001	MW-13S	EPA 9056	704404		
50329937002	MW-13D	EPA 9056	704404		
50329937001	MW-13S	EPA 3010	704513	EPA 6010	706345
50329937002	MW-13D	EPA 3010	704513	EPA 6010	706345
50329937001	MW-13S	EPA 3010	704504	EPA 6010	705459
50329937002	MW-13D	EPA 3010	704504	EPA 6010	705459
50329937001	MW-13S	EPA 200.2	704094	EPA 6020	704310
50329937002	MW-13D	EPA 200.2	704094	EPA 6020	704310
50329937001	MW-13S	EPA 903.1	545138		
50329937002	MW-13D	EPA 903.1	545138		
50329937001	MW-13S	EPA 904.0	545139		
50329937002	MW-13D	EPA 904.0	545139		
50329937001	MW-13S	Total Radium Calculation	549822		
50329937002	MW-13D	Total Radium Calculation	549822		
50329937001	MW-13S	SM 2320B	704201		
50329937002	MW-13D	SM 2320B	704201		
50329937001	MW-13S	SM 2540C	704615		
50329937002	MW-13D	SM 2540C	704615		
50329937001	MW-13S	SM 4500-H+B	704640		
50329937002	MW-13D	SM 4500-H+B	704640		
50329937001	MW-13S	SM 4500-S2-D	704534		
50329937002	MW-13D	SM 4500-S2-D	704534		
50329937001	MW-13S	HACH 8146	705309		
50329937002	MW-13D	HACH 8146	705309		
50329937001	MW-13S	EPA 353.2	704083		
50329937002	MW-13D	EPA 353.2	704083		
50329937001	MW-13S	EPA 365.1	707310	EPA 365.1	707366
50329937002	MW-13D	EPA 365.1	707310	EPA 365.1	707366
50329937001	MW-13S	SM 5310C	705526		
50329937002	MW-13D	SM 5310C	705528		
50329937001	MW-13S	SM 5310C	706234		
50329937002	MW-13D	SM 5310C	706234		

REPORT OF LABORATORY ANALYSIS

This report shall not be reproduced, except in full,
without the written consent of Pace Analytical Services, LLC.



SAMPLE CONDITION UPON RECEIPT FORM

Date/Time and Initials of person examining contents: MCS 11/21/22 1540

- 1. Courier: FED EX UPS CLIENT PACE USPS OTHER _____
- 2. Custody Seal on Cooler/Box Present: Yes No
(If yes)Seals Intact: Yes No (leave blank if no seals were present)
- 3. Thermometer: **1 2 3 4 5 6 A B C D E F**
- 4. Cooler Temperature(s): 1.4/1.5 1.2/1.3 0.9/1.0 3.0/3.1
(Initial/Corrected) RECORD TEMPS OF ALL COOLERS RECEIVED (use Comments below to add more)

- 5. Packing Material: Bubble Wrap Bubble Bags
 None Other _____
- 6. Ice Type: Wet Blue None
- 7. If temp. is over 6°C or under 0°C, was the PM notified?: Yes No
Cooler temp should be above freezing to 6°C

All discrepancies will be written out in the comments section below.

	Yes	No		Yes	No	N/A
USDA Regulated Soils? (HI, ID, NY, WA, OR, CA, NM, TX, OK, AR, LA, TN, AL, MS, NC, SC, GA, FL, or Puerto Rico)		/	All containers needing acid/base preservation have been pH CHECKED?: Exceptions: VOA, coliform, LLHg, O&G, RAD CHEM, and any container with a septum cap or preserved with HCl.			
Short Hold Time Analysis (48 hours or less)? Analysis: <u>N02/N03</u>	/		Circle: HNO3 (<2) H2SO4 (<2) NaOH (>10) NaOH(ZnAc (>9) Any non-conformance to pH recommendations will be noted on the container count form	✓		
Time 5035A TC placed in Freezer or Short Holds To Lab Time: <u>1628</u>			Residual Chlorine Check (SVOC 625 Pest/PCB 608)	Present	Absent	N/A
Rush TAT Requested (4 days or less):		/	Residual Chlorine Check (Total/Amenable/Free Cyanide)			/
Custody Signatures Present?	/		Headspace Wisconsin Sulfide?			/
Containers Intact?:	/		Headspace in VOA Vials (>6mm): See Containter Count form for details	Present	Absent	No VOA Vials Sent
Sample Label (IDs/Dates/Times) Match COC?: Except TCs, which only require sample ID	/		Trip Blank Present?		/	
Extra labels on Terracore Vials? (soils only)			Trip Blank Custody Seals?:			/

COMMENTS:

June 14, 2023

Mr. Mark Breting
ATC Group Services
7988 Centerpoint Drive
Suite 100
Indianapolis, IN 46256

RE: Project: Harding St Profile 1 Report 2
Pace Project No.: 50330076

Dear Mr. Breting:

Enclosed are the analytical results for sample(s) received by the laboratory on November 03, 2022. The results relate only to the samples included in this report. Results reported herein conform to the applicable TNI/NELAC Standards and the laboratory's Quality Manual, where applicable, unless otherwise noted in the body of the report.

The test results provided in this final report were generated by each of the following laboratories within the Pace Network:

- Pace Analytical Services - Indianapolis
- Pace Analytical Services - Greensburg

If you have any questions concerning this report, please feel free to contact me.

Sincerely,



Will Statz
will.statz@pacelabs.com
(317)228-3105
Project Manager

Enclosures

cc: Mr. Robert Miller, Haley & Aldrich



REPORT OF LABORATORY ANALYSIS

This report shall not be reproduced, except in full,
without the written consent of Pace Analytical Services, LLC.

CERTIFICATIONS

Project: Harding St Profile 1 Report 2
Pace Project No.: 50330076

Pace Analytical Services Pennsylvania

1638 Roseytown Rd Suites 2,3&4, Greensburg, PA 15601
ANAB DOD-ELAP Rad Accreditation #: L2417
Alabama Certification #: 41590
Arizona Certification #: AZ0734
Arkansas Certification
California Certification #: 04222CA
Colorado Certification #: PA01547
Connecticut Certification #: PH-0694
Delaware Certification
EPA Region 4 DW Rad
Florida/TNI Certification #: E87683
Georgia Certification #: C040
Florida: Cert E871149 SEKS WET
Guam Certification
Hawaii Certification
Idaho Certification
Illinois Certification
Indiana Certification
Iowa Certification #: 391
Kansas/TNI Certification #: E-10358
Kentucky Certification #: KY90133
KY WW Permit #: KY0098221
KY WW Permit #: KY0000221
Louisiana DHH/TNI Certification #: LA180012
Louisiana DEQ/TNI Certification #: 4086
Maine Certification #: 2017020
Maryland Certification #: 308
Massachusetts Certification #: M-PA1457
Michigan/PADEP Certification #: 9991

Missouri Certification #: 235
Montana Certification #: Cert0082
Nebraska Certification #: NE-OS-29-14
Nevada Certification #: PA014572018-1
New Hampshire/TNI Certification #: 297617
New Jersey/TNI Certification #: PA051
New Mexico Certification #: PA01457
New York/TNI Certification #: 10888
North Carolina Certification #: 42706
North Dakota Certification #: R-190
Ohio EPA Rad Approval: #41249
Oregon/TNI Certification #: PA200002-010
Pennsylvania/TNI Certification #: 65-00282
Puerto Rico Certification #: PA01457
Rhode Island Certification #: 65-00282
South Dakota Certification
Tennessee Certification #: 02867
Texas/TNI Certification #: T104704188-17-3
Utah/TNI Certification #: PA014572017-9
USDA Soil Permit #: P330-17-00091
Vermont Dept. of Health: ID# VT-0282
Virgin Island/PADEP Certification
Virginia/VELAP Certification #: 460198
Washington Certification #: C868
West Virginia DEP Certification #: 143
West Virginia DHHR Certification #: 9964C
Wisconsin Approve List for Rad
Wyoming Certification #: 8TMS-L

Pace Analytical Services Indianapolis

7726 Moller Road, Indianapolis, IN 46268
Illinois Accreditation #: 200074
Indiana Drinking Water Laboratory #: C-49-06
Kansas/TNI Certification #: E-10177
Kentucky UST Agency Interest #: 80226
Kentucky WW Laboratory ID #: 98019
Michigan Drinking Water Laboratory #9050

Ohio VAP Certified Laboratory #: CL0065
Oklahoma Laboratory #: 9204
Texas Certification #: T104704355
Wisconsin Laboratory #: 999788130
USDA Foreign Soil Permit #: 525-23-13-23119
USDA Compliance Agreement #: IN-SL-22-001

REPORT OF LABORATORY ANALYSIS

This report shall not be reproduced, except in full,
without the written consent of Pace Analytical Services, LLC.

SAMPLE SUMMARY

Project: Harding St Profile 1 Report 2

Pace Project No.: 50330076

Lab ID	Sample ID	Matrix	Date Collected	Date Received
50330076001	MW-107I	Water	11/02/22 13:35	11/03/22 15:40
50330076002	MW-107D	Water	11/02/22 12:30	11/03/22 15:40
50330076003	MW-107S	Water	11/02/22 11:00	11/03/22 15:40
50330076004	DUP-3	Water	11/02/22 00:00	11/03/22 15:40
50330076005	PZ-101D	Water	11/02/22 15:15	11/03/22 15:40

REPORT OF LABORATORY ANALYSIS

This report shall not be reproduced, except in full,
without the written consent of Pace Analytical Services, LLC.

SAMPLE ANALYTE COUNT

Project: Harding St Profile 1 Report 2

Pace Project No.: 50330076

Lab ID	Sample ID	Method	Analysts	Analytes Reported	Laboratory		
50330076001	MW-107I	EPA 9056	RMR	3	PASI-I		
		EPA 6010	MTM	15	PASI-I		
		EPA 6010	DJS	3	PASI-I		
		EPA 6020	DMT	4	PASI-I		
		EPA 903.1	GDH	1	PASI-PA		
		EPA 904.0	VAL	1	PASI-PA		
		Total Radium Calculation	JAL	1	PASI-PA		
		SM 2320B	TAY	3	PASI-I		
		SM 2540C	AEL	1	PASI-I		
		SM 4500-H+B	TRK	1	PASI-I		
		SM 4500-S2-D	BEP	1	PASI-I		
		HACH 8146	ZM	1	PASI-I		
		EPA 353.2	MMS	2	PASI-I		
		EPA 365.1	MMS	1	PASI-I		
		SM 5310C	ATS	1	PASI-I		
		SM 5310C	ATS	1	PASI-I		
		50330076002	MW-107D	EPA 9056	RMR	3	PASI-I
				EPA 6010	MTM	16	PASI-I
				EPA 6010	DJS	3	PASI-I
EPA 6020	DMT			4	PASI-I		
EPA 903.1	GDH			1	PASI-PA		
EPA 904.0	VAL			1	PASI-PA		
Total Radium Calculation	JAL			1	PASI-PA		
SM 2320B	TAY			3	PASI-I		
SM 2540C	AEL			1	PASI-I		
SM 4500-H+B	TRK			1	PASI-I		
SM 4500-S2-D	BEP			1	PASI-I		
HACH 8146	ZM			1	PASI-I		
EPA 353.2	MMS			2	PASI-I		
EPA 365.1	MMS			1	PASI-I		
SM 5310C	ATS			1	PASI-I		
SM 5310C	ATS			1	PASI-I		
50330076003	MW-107S			EPA 9056	RMR	3	PASI-I
				EPA 6010	MTM	15	PASI-I
				EPA 6010	DJS	3	PASI-I
		EPA 6020	DMT	4	PASI-I		
		EPA 903.1	GDH	1	PASI-PA		

REPORT OF LABORATORY ANALYSIS

This report shall not be reproduced, except in full,
without the written consent of Pace Analytical Services, LLC.

SAMPLE ANALYTE COUNT

Project: Harding St Profile 1 Report 2

Pace Project No.: 50330076

Lab ID	Sample ID	Method	Analysts	Analytes Reported	Laboratory
50330076004	DUP-3	EPA 904.0	VAL	1	PASI-PA
		Total Radium Calculation	JAL	1	PASI-PA
		SM 2320B	TAY	3	PASI-I
		SM 2540C	AEL	1	PASI-I
		SM 4500-H+B	TRK	1	PASI-I
		SM 4500-S2-D	BEP	1	PASI-I
		HACH 8146	ZM	1	PASI-I
		EPA 353.2	MMS	2	PASI-I
		EPA 365.1	MMS	1	PASI-I
		SM 5310C	ATS	1	PASI-I
		SM 5310C	ATS	1	PASI-I
		EPA 9056	RMR	3	PASI-I
		EPA 6010	MTM	15	PASI-I
		EPA 6010	DJS	3	PASI-I
		EPA 6020	DMT	4	PASI-I
		EPA 903.1	GDH	1	PASI-PA
		EPA 904.0	VAL	1	PASI-PA
		Total Radium Calculation	JAL	1	PASI-PA
		SM 2320B	TAY	3	PASI-I
		SM 2540C	AEL	1	PASI-I
SM 4500-H+B	TRK	1	PASI-I		
SM 4500-S2-D	BEP	1	PASI-I		
HACH 8146	ZM	1	PASI-I		
EPA 353.2	MMS	2	PASI-I		
EPA 365.1	MMS	1	PASI-I		
SM 5310C	ATS	1	PASI-I		
SM 5310C	ATS	1	PASI-I		
50330076005	PZ-101D	EPA 9056	RMR	3	PASI-I
		EPA 6010	MTM	15	PASI-I
		EPA 6010	DJS	3	PASI-I
		EPA 6020	DMT	4	PASI-I
		EPA 903.1	GDH	1	PASI-PA
		EPA 904.0	VAL	1	PASI-PA
		Total Radium Calculation	JAL	1	PASI-PA
		SM 2320B	TAY	3	PASI-I
		SM 2540C	AEL	1	PASI-I
		SM 4500-H+B	TRK	1	PASI-I

REPORT OF LABORATORY ANALYSIS

This report shall not be reproduced, except in full,
without the written consent of Pace Analytical Services, LLC.

SAMPLE ANALYTE COUNT

Project: Harding St Profile 1 Report 2

Pace Project No.: 50330076

Lab ID	Sample ID	Method	Analysts	Analytes Reported	Laboratory
		SM 4500-S2-D	BEP	1	PASI-I
		HACH 8146	ZM	1	PASI-I
		EPA 353.2	MMS	2	PASI-I
		EPA 365.1	MMS	1	PASI-I
		SM 5310C	ATS	1	PASI-I
		SM 5310C	ATS	1	PASI-I

PASI-I = Pace Analytical Services - Indianapolis

PASI-PA = Pace Analytical Services - Greensburg

REPORT OF LABORATORY ANALYSIS

This report shall not be reproduced, except in full,
without the written consent of Pace Analytical Services, LLC.

SUMMARY OF DETECTION

Project: Harding St Profile 1 Report 2

Pace Project No.: 50330076

Lab Sample ID	Client Sample ID	Result	Units	Report Limit	Analyzed	Qualifiers
Method	Parameters					
50330076001	MW-107I					
EPA 9056	Chloride	199	mg/L	25.0	11/08/22 22:35	
EPA 9056	Fluoride	0.31	mg/L	0.10	11/08/22 22:19	
EPA 9056	Sulfate	419	mg/L	25.0	11/08/22 22:35	
EPA 6010	Barium	233	ug/L	10.0	11/16/22 12:13	
EPA 6010	Boron	3590	ug/L	100	11/16/22 12:13	
EPA 6010	Calcium	207000	ug/L	2000	11/16/22 15:34	
EPA 6010	Iron	7650	ug/L	100	11/16/22 12:13	
EPA 6010	Magnesium	62400	ug/L	1000	11/16/22 12:13	
EPA 6010	Manganese	215	ug/L	10.0	11/16/22 12:13	
EPA 6010	Molybdenum	15.6	ug/L	10.0	11/16/22 12:13	
EPA 6010	Potassium	6180	ug/L	1000	11/16/22 12:13	
EPA 6010	Silica	18900	ug/L	450	11/16/22 12:13	N2
EPA 6010	Sodium	91700	ug/L	1000	11/16/22 12:13	
EPA 6010	Iron, Dissolved	7430	ug/L	100	11/15/22 14:24	
EPA 6010	Manganese, Dissolved	216	ug/L	10.0	11/15/22 14:24	
EPA 6010	Molybdenum, Dissolved	15.6	ug/L	10.0	11/15/22 14:24	
EPA 6020	Arsenic	2.1	ug/L	1.0	11/08/22 09:13	
EPA 903.1	Radium-226	0.872 ± 0.665 (0.946)	pCi/L		11/22/22 15:33	
EPA 904.0	Radium-228	C:NA T:94% 1.26 ± 0.592 (1.03)	pCi/L		11/22/22 15:53	
		C:68% T:81%				
Total Radium Calculation	Total Radium	2.13 ± 1.26 (1.98)	pCi/L		11/28/22 14:08	
SM 2320B	Alkalinity, Total as CaCO3	271	mg/L	10.0	11/07/22 15:21	
SM 2320B	Alkalinity, Bicarbonate (CaCO3)	271	mg/L	10.0	11/07/22 15:21	
SM 2540C	Total Dissolved Solids	1210	mg/L	20.0	11/08/22 09:53	
SM 4500-H+B	pH at 25 Degrees C	7.4	Std. Units	0.10	11/05/22 16:56	H3
EPA 365.1	Phosphate as P04	0.78	mg/L	0.15	11/08/22 19:05	
SM 5310C	Total Organic Carbon	2.6	mg/L	1.0	11/14/22 03:52	
SM 5310C	Dissolved Organic Carbon	3.3	mg/L	1.0	11/16/22 20:36	
50330076002	MW-107D					
EPA 9056	Chloride	246	mg/L	25.0	11/08/22 23:08	
EPA 9056	Fluoride	0.50	mg/L	0.10	11/08/22 22:52	
EPA 9056	Sulfate	709	mg/L	25.0	11/08/22 23:08	
EPA 6010	Barium	58.0	ug/L	10.0	11/16/22 11:55	
EPA 6010	Boron	7720	ug/L	100	11/16/22 11:55	
EPA 6010	Calcium	230000	ug/L	2000	11/16/22 14:40	
EPA 6010	Iron	4510	ug/L	100	11/16/22 11:55	
EPA 6010	Lithium	68.1	ug/L	20.0	11/16/22 11:55	
EPA 6010	Magnesium	69200	ug/L	1000	11/16/22 11:55	
EPA 6010	Manganese	351	ug/L	10.0	11/16/22 11:55	
EPA 6010	Molybdenum	106	ug/L	10.0	11/16/22 11:55	
EPA 6010	Potassium	13500	ug/L	1000	11/16/22 11:55	

REPORT OF LABORATORY ANALYSIS

This report shall not be reproduced, except in full,
without the written consent of Pace Analytical Services, LLC.

SUMMARY OF DETECTION

Project: Harding St Profile 1 Report 2

Pace Project No.: 50330076

Lab Sample ID	Client Sample ID	Result	Units	Report Limit	Analyzed	Qualifiers
Method	Parameters					
50330076002	MW-107D					
EPA 6010	Silica	13500	ug/L	450	11/16/22 11:55	N2
EPA 6010	Sodium	217000	ug/L	2000	11/16/22 14:40	
EPA 6010	Total Hardness by 2340B	860000	ug/L	20000	11/16/22 14:40	
EPA 6010	Iron, Dissolved	4440	ug/L	100	11/15/22 14:38	
EPA 6010	Manganese, Dissolved	354	ug/L	10.0	11/15/22 14:38	
EPA 6010	Molybdenum, Dissolved	105	ug/L	10.0	11/15/22 14:38	
EPA 6020	Arsenic	1.2	ug/L	1.0	11/08/22 09:17	
EPA 903.1	Radium-226	0.650 ± 0.750 (1.22) C:NA T:91%	pCi/L		11/22/22 15:33	
EPA 904.0	Radium-228	0.658 ± 0.467 (0.913) C:73% T:82%	pCi/L		11/22/22 15:54	
Total Radium Calculation	Total Radium	1.31 ± 1.22 (2.13)	pCi/L		11/28/22 14:08	
SM 2320B	Alkalinity, Total as CaCO3	216	mg/L	10.0	11/07/22 15:21	
SM 2320B	Alkalinity, Bicarbonate (CaCO3)	216	mg/L	10.0	11/07/22 15:21	
SM 2540C	Total Dissolved Solids	1570	mg/L	40.0	11/08/22 09:54	
SM 4500-H+B	pH at 25 Degrees C	7.5	Std. Units	0.10	11/05/22 16:57	H3
EPA 353.2	Nitrogen, Nitrate	0.14	mg/L	0.10	11/03/22 23:13	
EPA 365.1	Phosphate as P04	0.32	mg/L	0.15	11/08/22 19:05	
50330076003	MW-107S					
EPA 9056	Chloride	260	mg/L	25.0	11/08/22 23:41	
EPA 9056	Fluoride	0.74	mg/L	0.10	11/08/22 23:24	
EPA 9056	Sulfate	759	mg/L	25.0	11/08/22 23:41	
EPA 6010	Barium	19.2	ug/L	10.0	11/16/22 13:40	
EPA 6010	Boron	6860	ug/L	100	11/16/22 13:40	
EPA 6010	Calcium	240000	ug/L	2000	11/16/22 16:04	
EPA 6010	Iron	2040	ug/L	100	11/16/22 13:40	
EPA 6010	Lithium	77.6	ug/L	20.0	11/16/22 13:40	
EPA 6010	Magnesium	84900	ug/L	1000	11/16/22 13:40	
EPA 6010	Manganese	433	ug/L	10.0	11/16/22 13:40	
EPA 6010	Molybdenum	77.0	ug/L	10.0	11/16/22 13:40	
EPA 6010	Potassium	13400	ug/L	1000	11/16/22 13:40	
EPA 6010	Silica	12900	ug/L	450	11/16/22 13:40	N2
EPA 6010	Sodium	225000	ug/L	2000	11/16/22 16:04	
EPA 6010	Iron, Dissolved	1950	ug/L	100	11/15/22 14:41	
EPA 6010	Manganese, Dissolved	424	ug/L	10.0	11/15/22 14:41	
EPA 6010	Molybdenum, Dissolved	71.8	ug/L	10.0	11/15/22 14:41	
EPA 903.1	Radium-226	0.410 ± 0.600 (1.03) C:NA T:92%	pCi/L		11/22/22 15:33	

REPORT OF LABORATORY ANALYSIS

This report shall not be reproduced, except in full,
without the written consent of Pace Analytical Services, LLC.

SUMMARY OF DETECTION

Project: Harding St Profile 1 Report 2

Pace Project No.: 50330076

Lab Sample ID	Client Sample ID	Result	Units	Report Limit	Analyzed	Qualifiers
Method	Parameters					
50330076003	MW-107S					
EPA 904.0	Radium-228	1.10 ± 0.530 (0.934) C:74% T:84%	pCi/L		11/22/22 15:54	
Total Radium Calculation	Total Radium	1.51 ± 1.13 (1.96)	pCi/L		11/28/22 14:08	
SM 2320B	Alkalinity, Total as CaCO3	211	mg/L	10.0	11/07/22 15:21	
SM 2320B	Alkalinity,Bicarbonate (CaCO3)	211	mg/L	10.0	11/07/22 15:21	
SM 2540C	Total Dissolved Solids	1730	mg/L	40.0	11/08/22 09:54	
SM 4500-H+B	pH at 25 Degrees C	7.5	Std. Units	0.10	11/05/22 16:59	H3
EPA 365.1	Phosphate as P04	0.19	mg/L	0.15	11/08/22 19:06	
50330076004	DUP-3					
EPA 9056	Chloride	250	mg/L	25.0	11/10/22 21:22	
EPA 9056	Fluoride	0.73	mg/L	0.10	11/08/22 23:57	
EPA 9056	Sulfate	723	mg/L	25.0	11/10/22 21:22	
EPA 6010	Barium	19.3	ug/L	10.0	11/16/22 12:18	
EPA 6010	Boron	6880	ug/L	100	11/16/22 12:18	
EPA 6010	Calcium	232000	ug/L	2000	11/16/22 16:06	
EPA 6010	Iron	2020	ug/L	100	11/16/22 12:18	
EPA 6010	Lithium	74.4	ug/L	20.0	11/16/22 12:18	
EPA 6010	Magnesium	84500	ug/L	1000	11/16/22 12:18	
EPA 6010	Manganese	432	ug/L	10.0	11/16/22 12:18	
EPA 6010	Molybdenum	75.9	ug/L	10.0	11/16/22 12:18	
EPA 6010	Potassium	14000	ug/L	1000	11/16/22 12:18	
EPA 6010	Silica	12600	ug/L	450	11/16/22 12:18	N2
EPA 6010	Sodium	221000	ug/L	2000	11/16/22 16:06	
EPA 6010	Iron, Dissolved	1930	ug/L	100	11/15/22 14:44	
EPA 6010	Manganese, Dissolved	425	ug/L	10.0	11/15/22 14:44	
EPA 6010	Molybdenum, Dissolved	73.2	ug/L	10.0	11/15/22 14:44	
EPA 903.1	Radium-226	0.282 ± 0.649 (1.18) C:NA T:91%	pCi/L		11/22/22 15:33	
EPA 904.0	Radium-228	0.744 ± 0.478 (0.910) C:70% T:83%	pCi/L		11/22/22 15:54	
Total Radium Calculation	Total Radium	1.03 ± 1.13 (2.09)	pCi/L		11/28/22 14:08	
SM 2320B	Alkalinity, Total as CaCO3	211	mg/L	10.0	11/07/22 15:21	
SM 2320B	Alkalinity,Bicarbonate (CaCO3)	211	mg/L	10.0	11/07/22 15:21	
SM 2540C	Total Dissolved Solids	1710	mg/L	40.0	11/08/22 09:54	
SM 4500-H+B	pH at 25 Degrees C	7.5	Std. Units	0.10	11/05/22 17:00	H3
50330076005	PZ-101D					
EPA 9056	Chloride	134	mg/L	25.0	11/09/22 01:20	
EPA 9056	Fluoride	0.24	mg/L	0.10	11/09/22 01:03	
EPA 9056	Sulfate	449	mg/L	25.0	11/09/22 01:20	

REPORT OF LABORATORY ANALYSIS

This report shall not be reproduced, except in full,
without the written consent of Pace Analytical Services, LLC.

SUMMARY OF DETECTION

Project: Harding St Profile 1 Report 2

Pace Project No.: 50330076

Lab Sample ID	Client Sample ID	Result	Units	Report Limit	Analyzed	Qualifiers
Method	Parameters					
50330076005	PZ-101D					
EPA 6010	Barium	58.6	ug/L	10.0	11/16/22 12:20	
EPA 6010	Boron	9680	ug/L	100	11/16/22 12:20	
EPA 6010	Calcium	179000	ug/L	1000	11/16/22 12:20	
EPA 6010	Iron	2610	ug/L	100	11/16/22 12:20	
EPA 6010	Lithium	111	ug/L	20.0	11/16/22 12:20	
EPA 6010	Magnesium	32500	ug/L	1000	11/16/22 12:20	
EPA 6010	Manganese	343	ug/L	10.0	11/16/22 12:20	
EPA 6010	Molybdenum	350	ug/L	10.0	11/16/22 12:20	
EPA 6010	Potassium	14900	ug/L	1000	11/16/22 12:20	
EPA 6010	Silica	10400	ug/L	450	11/16/22 12:20	N2
EPA 6010	Sodium	122000	ug/L	1000	11/16/22 12:20	
EPA 6010	Iron, Dissolved	2240	ug/L	100	11/15/22 14:47	
EPA 6010	Manganese, Dissolved	305	ug/L	10.0	11/15/22 14:47	
EPA 6010	Molybdenum, Dissolved	310	ug/L	10.0	11/15/22 14:47	
EPA 6020	Arsenic	4.2	ug/L	1.0	11/08/22 09:27	
EPA 903.1	Radium-226	0.590 ± 0.415 (0.200)	pCi/L		11/22/22 15:47	
EPA 904.0	Radium-228	C:NA T:94% 1.23 ± 0.540 (0.890)	pCi/L		11/22/22 15:54	
		C:67% T:82%				
Total Radium Calculation	Total Radium	1.82 ± 0.955 (1.09)	pCi/L		11/28/22 14:08	
SM 2320B	Alkalinity, Total as CaCO3	179	mg/L	10.0	11/07/22 15:21	
SM 2320B	Alkalinity,Bicarbonate (CaCO3)	179	mg/L	10.0	11/07/22 15:21	
SM 2540C	Total Dissolved Solids	1080	mg/L	20.0	11/08/22 09:54	
SM 4500-H+B	pH at 25 Degrees C	7.5	Std. Units	0.10	11/05/22 17:02	H3
SM 5310C	Total Organic Carbon	1.1	mg/L	1.0	11/17/22 22:52	
SM 5310C	Dissolved Organic Carbon	1.0	mg/L	1.0	11/16/22 22:43	

REPORT OF LABORATORY ANALYSIS

This report shall not be reproduced, except in full,
without the written consent of Pace Analytical Services, LLC.

ANALYTICAL RESULTS

Project: Harding St Profile 1 Report 2

Pace Project No.: 50330076

Sample: MW-1071		Lab ID: 50330076001		Collected: 11/02/22 13:35		Received: 11/03/22 15:40		Matrix: Water	
Parameters	Results	Units	Report Limit	MDL	DF	Prepared	Analyzed	CAS No.	Qual
9056 IC Anions		Analytical Method: EPA 9056 Pace Analytical Services - Indianapolis							
Chloride	199	mg/L	25.0	6.7	100		11/08/22 22:35	16887-00-6	
Fluoride	0.31	mg/L	0.10	0.017	1		11/08/22 22:19	16984-48-8	
Sulfate	419	mg/L	25.0	8.5	100		11/08/22 22:35	14808-79-8	
6010 MET ICP		Analytical Method: EPA 6010 Preparation Method: EPA 3010 Pace Analytical Services - Indianapolis							
Aluminum	ND	ug/L	200	55.4	1	11/12/22 06:35	11/16/22 12:13	7429-90-5	
Barium	233	ug/L	10.0	2.1	1	11/12/22 06:35	11/16/22 12:13	7440-39-3	
Boron	3590	ug/L	100	37.6	1	11/12/22 06:35	11/16/22 12:13	7440-42-8	
Cadmium	ND	ug/L	2.0	0.66	1	11/12/22 06:35	11/16/22 12:13	7440-43-9	
Calcium	207000	ug/L	2000	326	2	11/12/22 06:35	11/16/22 15:34	7440-70-2	
Chromium	ND	ug/L	10.0	0.97	1	11/12/22 06:35	11/16/22 12:13	7440-47-3	
Iron	7650	ug/L	100	48.8	1	11/12/22 06:35	11/16/22 12:13	7439-89-6	
Lead	ND	ug/L	10.0	2.6	1	11/12/22 06:35	11/16/22 12:13	7439-92-1	
Lithium	ND	ug/L	20.0	6.2	1	11/12/22 06:35	11/16/22 12:13	7439-93-2	
Magnesium	62400	ug/L	1000	71.8	1	11/12/22 06:35	11/16/22 12:13	7439-95-4	
Manganese	215	ug/L	10.0	2.5	1	11/12/22 06:35	11/16/22 12:13	7439-96-5	
Molybdenum	15.6	ug/L	10.0	3.7	1	11/12/22 06:35	11/16/22 12:13	7439-98-7	
Potassium	6180	ug/L	1000	281	1	11/12/22 06:35	11/16/22 12:13	7440-09-7	
Silica	18900	ug/L	450		1	11/12/22 06:35	11/16/22 12:13	7631-86-9	N2
Sodium	91700	ug/L	1000	214	1	11/12/22 06:35	11/16/22 12:13	7440-23-5	
6010 MET ICP, Dissolved		Analytical Method: EPA 6010 Preparation Method: EPA 3010 Pace Analytical Services - Indianapolis							
Iron, Dissolved	7430	ug/L	100	48.8	1	11/12/22 06:35	11/15/22 14:24	7439-89-6	
Manganese, Dissolved	216	ug/L	10.0	5.4	1	11/12/22 06:35	11/15/22 14:24	7439-96-5	
Molybdenum, Dissolved	15.6	ug/L	10.0	2.0	1	11/12/22 06:35	11/15/22 14:24	7439-98-7	
6020 MET ICPMS		Analytical Method: EPA 6020 Preparation Method: EPA 200.2 Pace Analytical Services - Indianapolis							
Antimony	ND	ug/L	1.0	0.28	1	11/07/22 14:40	11/08/22 09:13	7440-36-0	
Arsenic	2.1	ug/L	1.0	0.094	1	11/07/22 14:40	11/08/22 09:13	7440-38-2	
Cobalt	ND	ug/L	1.0	0.072	1	11/07/22 14:40	11/08/22 09:13	7440-48-4	
Selenium	ND	ug/L	1.0	0.57	1	11/07/22 14:40	11/08/22 09:13	7782-49-2	
2320B Alkalinity		Analytical Method: SM 2320B Pace Analytical Services - Indianapolis							
Alkalinity, Total as CaCO3	271	mg/L	10.0	10.0	1		11/07/22 15:21		
Alkalinity,Bicarbonate (CaCO3)	271	mg/L	10.0	10.0	1		11/07/22 15:21		
Alkalinity,Carbonate (CaCO3)	ND	mg/L	10.0	10.0	1		11/07/22 15:21		
2540C Total Dissolved Solids		Analytical Method: SM 2540C Pace Analytical Services - Indianapolis							
Total Dissolved Solids	1210	mg/L	20.0	20.0	1		11/08/22 09:53		

REPORT OF LABORATORY ANALYSIS

This report shall not be reproduced, except in full,
without the written consent of Pace Analytical Services, LLC.

ANALYTICAL RESULTS

Project: Harding St Profile 1 Report 2

Pace Project No.: 50330076

Sample: MW-1071		Lab ID: 50330076001		Collected: 11/02/22 13:35	Received: 11/03/22 15:40	Matrix: Water				
Parameters	Results	Units	Report Limit	MDL	DF	Prepared	Analyzed	CAS No.	Qual	
4500H+ pH, Electrometric		Analytical Method: SM 4500-H+B Pace Analytical Services - Indianapolis								
pH at 25 Degrees C	7.4	Std. Units	0.10	0.10	1		11/05/22 16:56		H3	
4500S2D Sulfide Water		Analytical Method: SM 4500-S2-D Pace Analytical Services - Indianapolis								
Sulfide	ND	mg/L	0.10	0.025	1		11/08/22 11:08	18496-25-8		
Iron, Ferrous		Analytical Method: HACH 8146 Pace Analytical Services - Indianapolis								
Iron, Ferrous	ND	mg/L	0.20	0.096	1		11/09/22 16:11	15438-31-0	H3,N2	
353.2 Nitrogen, NO2/NO3 unpres		Analytical Method: EPA 353.2 Pace Analytical Services - Indianapolis								
Nitrogen, Nitrate	ND	mg/L	0.10	0.011	1		11/03/22 23:08	14797-55-8		
Nitrogen, Nitrite	ND	mg/L	0.10	0.0040	1		11/03/22 23:08	14797-65-0		
365.1 Total Phosphorus		Analytical Method: EPA 365.1 Preparation Method: EPA 365.1 Pace Analytical Services - Indianapolis								
Phosphate as P04	0.78	mg/L	0.15	0.15	1	11/05/22 10:30	11/08/22 19:05			
5310C TOC		Analytical Method: SM 5310C Pace Analytical Services - Indianapolis								
Total Organic Carbon	2.6	mg/L	1.0	0.14	1		11/14/22 03:52	7440-44-0		
5310C Dissolved Organic Carbon		Analytical Method: SM 5310C Pace Analytical Services - Indianapolis								
Dissolved Organic Carbon	3.3	mg/L	1.0	0.14	1		11/16/22 20:36			

REPORT OF LABORATORY ANALYSIS

This report shall not be reproduced, except in full,
without the written consent of Pace Analytical Services, LLC.

ANALYTICAL RESULTS

Project: Harding St Profile 1 Report 2

Pace Project No.: 50330076

Sample: MW-107D **Lab ID: 50330076002** Collected: 11/02/22 12:30 Received: 11/03/22 15:40 Matrix: Water

Parameters	Results	Units	Report			Prepared	Analyzed	CAS No.	Qual
			Limit	MDL	DF				
9056 IC Anions									
Analytical Method: EPA 9056									
Pace Analytical Services - Indianapolis									
Chloride	246	mg/L	25.0	6.7	100		11/08/22 23:08	16887-00-6	
Fluoride	0.50	mg/L	0.10	0.017	1		11/08/22 22:52	16984-48-8	
Sulfate	709	mg/L	25.0	8.5	100		11/08/22 23:08	14808-79-8	
6010 MET ICP									
Analytical Method: EPA 6010 Preparation Method: EPA 3010									
Pace Analytical Services - Indianapolis									
Aluminum	ND	ug/L	200	55.4	1	11/12/22 06:35	11/16/22 11:55	7429-90-5	
Barium	58.0	ug/L	10.0	2.1	1	11/12/22 06:35	11/16/22 11:55	7440-39-3	
Boron	7720	ug/L	100	37.6	1	11/12/22 06:35	11/16/22 11:55	7440-42-8	
Cadmium	ND	ug/L	2.0	0.66	1	11/12/22 06:35	11/16/22 11:55	7440-43-9	
Calcium	230000	ug/L	2000	326	2	11/12/22 06:35	11/16/22 14:40	7440-70-2	
Chromium	ND	ug/L	10.0	0.97	1	11/12/22 06:35	11/16/22 11:55	7440-47-3	
Iron	4510	ug/L	100	48.8	1	11/12/22 06:35	11/16/22 11:55	7439-89-6	
Lead	ND	ug/L	10.0	2.6	1	11/12/22 06:35	11/16/22 11:55	7439-92-1	
Lithium	68.1	ug/L	20.0	6.2	1	11/12/22 06:35	11/16/22 11:55	7439-93-2	
Magnesium	69200	ug/L	1000	71.8	1	11/12/22 06:35	11/16/22 11:55	7439-95-4	
Manganese	351	ug/L	10.0	2.5	1	11/12/22 06:35	11/16/22 11:55	7439-96-5	
Molybdenum	106	ug/L	10.0	3.7	1	11/12/22 06:35	11/16/22 11:55	7439-98-7	
Potassium	13500	ug/L	1000	281	1	11/12/22 06:35	11/16/22 11:55	7440-09-7	
Silica	13500	ug/L	450		1	11/12/22 06:35	11/16/22 11:55	7631-86-9	N2
Sodium	217000	ug/L	2000	428	2	11/12/22 06:35	11/16/22 14:40	7440-23-5	
Total Hardness by 2340B	860000	ug/L	20000	20000	2	11/12/22 06:35	11/16/22 14:40		
6010 MET ICP, Dissolved									
Analytical Method: EPA 6010 Preparation Method: EPA 3010									
Pace Analytical Services - Indianapolis									
Iron, Dissolved	4440	ug/L	100	48.8	1	11/12/22 06:35	11/15/22 14:38	7439-89-6	
Manganese, Dissolved	354	ug/L	10.0	5.4	1	11/12/22 06:35	11/15/22 14:38	7439-96-5	
Molybdenum, Dissolved	105	ug/L	10.0	2.0	1	11/12/22 06:35	11/15/22 14:38	7439-98-7	
6020 MET ICPMS									
Analytical Method: EPA 6020 Preparation Method: EPA 200.2									
Pace Analytical Services - Indianapolis									
Antimony	ND	ug/L	1.0	0.28	1	11/07/22 14:40	11/08/22 09:17	7440-36-0	
Arsenic	1.2	ug/L	1.0	0.094	1	11/07/22 14:40	11/08/22 09:17	7440-38-2	
Cobalt	ND	ug/L	1.0	0.072	1	11/07/22 14:40	11/08/22 09:17	7440-48-4	
Selenium	ND	ug/L	1.0	0.57	1	11/07/22 14:40	11/08/22 09:17	7782-49-2	
2320B Alkalinity									
Analytical Method: SM 2320B									
Pace Analytical Services - Indianapolis									
Alkalinity, Total as CaCO3	216	mg/L	10.0	10.0	1		11/07/22 15:21		
Alkalinity,Bicarbonate (CaCO3)	216	mg/L	10.0	10.0	1		11/07/22 15:21		
Alkalinity,Carbonate (CaCO3)	ND	mg/L	10.0	10.0	1		11/07/22 15:21		

REPORT OF LABORATORY ANALYSIS

This report shall not be reproduced, except in full,
without the written consent of Pace Analytical Services, LLC.

ANALYTICAL RESULTS

Project: Harding St Profile 1 Report 2

Pace Project No.: 50330076

Sample: MW-107D		Lab ID: 50330076002		Collected: 11/02/22 12:30	Received: 11/03/22 15:40	Matrix: Water				
Parameters	Results	Units	Report Limit	MDL	DF	Prepared	Analyzed	CAS No.	Qual	
2540C Total Dissolved Solids		Analytical Method: SM 2540C Pace Analytical Services - Indianapolis								
Total Dissolved Solids	1570	mg/L	40.0	40.0	1		11/08/22 09:54			
4500H+ pH, Electrometric		Analytical Method: SM 4500-H+B Pace Analytical Services - Indianapolis								
pH at 25 Degrees C	7.5	Std. Units	0.10	0.10	1		11/05/22 16:57		H3	
4500S2D Sulfide Water		Analytical Method: SM 4500-S2-D Pace Analytical Services - Indianapolis								
Sulfide	ND	mg/L	0.10	0.025	1		11/08/22 11:08	18496-25-8		
Iron, Ferrous		Analytical Method: HACH 8146 Pace Analytical Services - Indianapolis								
Iron, Ferrous	ND	mg/L	0.20	0.096	1		11/09/22 16:11	15438-31-0	H3,N2	
353.2 Nitrogen, NO2/NO3 unpres		Analytical Method: EPA 353.2 Pace Analytical Services - Indianapolis								
Nitrogen, Nitrate	0.14	mg/L	0.10	0.011	1		11/03/22 23:13	14797-55-8		
Nitrogen, Nitrite	ND	mg/L	0.10	0.0040	1		11/03/22 23:13	14797-65-0		
365.1 Total Phosphorus		Analytical Method: EPA 365.1 Preparation Method: EPA 365.1 Pace Analytical Services - Indianapolis								
Phosphate as P04	0.32	mg/L	0.15	0.15	1	11/05/22 10:30	11/08/22 19:05			
5310C TOC		Analytical Method: SM 5310C Pace Analytical Services - Indianapolis								
Total Organic Carbon	ND	mg/L	4.0	0.57	4		11/15/22 12:12	7440-44-0	D3	
5310C Dissolved Organic Carbon		Analytical Method: SM 5310C Pace Analytical Services - Indianapolis								
Dissolved Organic Carbon	ND	mg/L	4.0	0.57	4		11/17/22 11:11		D3	

REPORT OF LABORATORY ANALYSIS

This report shall not be reproduced, except in full,
without the written consent of Pace Analytical Services, LLC.

ANALYTICAL RESULTS

Project: Harding St Profile 1 Report 2

Pace Project No.: 50330076

Sample: MW-107S **Lab ID: 50330076003** Collected: 11/02/22 11:00 Received: 11/03/22 15:40 Matrix: Water

Parameters	Results	Units	Report Limit	MDL	DF	Prepared	Analyzed	CAS No.	Qual
------------	---------	-------	--------------	-----	----	----------	----------	---------	------

9056 IC Anions

Analytical Method: EPA 9056
Pace Analytical Services - Indianapolis

Chloride	260	mg/L	25.0	6.7	100		11/08/22 23:41	16887-00-6	
Fluoride	0.74	mg/L	0.10	0.017	1		11/08/22 23:24	16984-48-8	
Sulfate	759	mg/L	25.0	8.5	100		11/08/22 23:41	14808-79-8	

6010 MET ICP

Analytical Method: EPA 6010 Preparation Method: EPA 3010
Pace Analytical Services - Indianapolis

Aluminum	ND	ug/L	200	55.4	1	11/12/22 06:35	11/16/22 13:40	7429-90-5	
Barium	19.2	ug/L	10.0	2.1	1	11/12/22 06:35	11/16/22 13:40	7440-39-3	
Boron	6860	ug/L	100	37.6	1	11/12/22 06:35	11/16/22 13:40	7440-42-8	
Cadmium	ND	ug/L	2.0	0.66	1	11/12/22 06:35	11/16/22 13:40	7440-43-9	
Calcium	240000	ug/L	2000	326	2	11/12/22 06:35	11/16/22 16:04	7440-70-2	
Chromium	ND	ug/L	10.0	0.97	1	11/12/22 06:35	11/16/22 13:40	7440-47-3	
Iron	2040	ug/L	100	48.8	1	11/12/22 06:35	11/16/22 13:40	7439-89-6	
Lead	ND	ug/L	10.0	2.6	1	11/12/22 06:35	11/16/22 13:40	7439-92-1	
Lithium	77.6	ug/L	20.0	6.2	1	11/12/22 06:35	11/16/22 13:40	7439-93-2	
Magnesium	84900	ug/L	1000	71.8	1	11/12/22 06:35	11/16/22 13:40	7439-95-4	
Manganese	433	ug/L	10.0	2.5	1	11/12/22 06:35	11/16/22 13:40	7439-96-5	
Molybdenum	77.0	ug/L	10.0	3.7	1	11/12/22 06:35	11/16/22 13:40	7439-98-7	
Potassium	13400	ug/L	1000	281	1	11/12/22 06:35	11/16/22 13:40	7440-09-7	
Silica	12900	ug/L	450		1	11/12/22 06:35	11/16/22 13:40	7631-86-9	N2
Sodium	225000	ug/L	2000	428	2	11/12/22 06:35	11/16/22 16:04	7440-23-5	

6010 MET ICP, Dissolved

Analytical Method: EPA 6010 Preparation Method: EPA 3010
Pace Analytical Services - Indianapolis

Iron, Dissolved	1950	ug/L	100	48.8	1	11/12/22 06:35	11/15/22 14:41	7439-89-6	
Manganese, Dissolved	424	ug/L	10.0	5.4	1	11/12/22 06:35	11/15/22 14:41	7439-96-5	
Molybdenum, Dissolved	71.8	ug/L	10.0	2.0	1	11/12/22 06:35	11/15/22 14:41	7439-98-7	

6020 MET ICPMS

Analytical Method: EPA 6020 Preparation Method: EPA 200.2
Pace Analytical Services - Indianapolis

Antimony	ND	ug/L	1.0	0.28	1	11/07/22 14:40	11/08/22 09:20	7440-36-0	
Arsenic	ND	ug/L	1.0	0.094	1	11/07/22 14:40	11/08/22 09:20	7440-38-2	
Cobalt	ND	ug/L	1.0	0.072	1	11/07/22 14:40	11/08/22 09:20	7440-48-4	
Selenium	ND	ug/L	1.0	0.57	1	11/07/22 14:40	11/08/22 09:20	7782-49-2	

2320B Alkalinity

Analytical Method: SM 2320B
Pace Analytical Services - Indianapolis

Alkalinity, Total as CaCO3	211	mg/L	10.0	10.0	1	11/07/22 15:21			
Alkalinity,Bicarbonate (CaCO3)	211	mg/L	10.0	10.0	1	11/07/22 15:21			
Alkalinity,Carbonate (CaCO3)	ND	mg/L	10.0	10.0	1	11/07/22 15:21			

2540C Total Dissolved Solids

Analytical Method: SM 2540C
Pace Analytical Services - Indianapolis

Total Dissolved Solids	1730	mg/L	40.0	40.0	1	11/08/22 09:54			
------------------------	-------------	------	------	------	---	----------------	--	--	--

REPORT OF LABORATORY ANALYSIS

This report shall not be reproduced, except in full,
without the written consent of Pace Analytical Services, LLC.

ANALYTICAL RESULTS

Project: Harding St Profile 1 Report 2

Pace Project No.: 50330076

Sample: MW-107S		Lab ID: 50330076003		Collected: 11/02/22 11:00	Received: 11/03/22 15:40	Matrix: Water				
Parameters	Results	Units	Report Limit	MDL	DF	Prepared	Analyzed	CAS No.	Qual	
4500H+ pH, Electrometric		Analytical Method: SM 4500-H+B Pace Analytical Services - Indianapolis								
pH at 25 Degrees C	7.5	Std. Units	0.10	0.10	1		11/05/22 16:59		H3	
4500S2D Sulfide Water		Analytical Method: SM 4500-S2-D Pace Analytical Services - Indianapolis								
Sulfide	ND	mg/L	0.10	0.025	1		11/08/22 11:08	18496-25-8		
Iron, Ferrous		Analytical Method: HACH 8146 Pace Analytical Services - Indianapolis								
Iron, Ferrous	ND	mg/L	0.20	0.096	1		11/09/22 16:10	15438-31-0	H3,N2	
353.2 Nitrogen, NO2/NO3 unpres		Analytical Method: EPA 353.2 Pace Analytical Services - Indianapolis								
Nitrogen, Nitrate	ND	mg/L	0.10	0.011	1		11/03/22 23:15	14797-55-8		
Nitrogen, Nitrite	ND	mg/L	0.10	0.0040	1		11/03/22 23:15	14797-65-0		
365.1 Total Phosphorus		Analytical Method: EPA 365.1 Preparation Method: EPA 365.1 Pace Analytical Services - Indianapolis								
Phosphate as P04	0.19	mg/L	0.15	0.15	1	11/05/22 10:30	11/08/22 19:06			
5310C TOC		Analytical Method: SM 5310C Pace Analytical Services - Indianapolis								
Total Organic Carbon	ND	mg/L	4.0	0.57	4		11/15/22 12:31	7440-44-0	D3	
5310C Dissolved Organic Carbon		Analytical Method: SM 5310C Pace Analytical Services - Indianapolis								
Dissolved Organic Carbon	ND	mg/L	4.0	0.57	4		11/17/22 11:30		D3	

REPORT OF LABORATORY ANALYSIS

This report shall not be reproduced, except in full,
without the written consent of Pace Analytical Services, LLC.

ANALYTICAL RESULTS

Project: Harding St Profile 1 Report 2

Pace Project No.: 50330076

Sample: DUP-3		Lab ID: 50330076004		Collected: 11/02/22 00:00	Received: 11/03/22 15:40	Matrix: Water				
Parameters	Results	Units	Report Limit	MDL	DF	Prepared	Analyzed	CAS No.	Qual	
9056 IC Anions		Analytical Method: EPA 9056 Pace Analytical Services - Indianapolis								
Chloride	250	mg/L	25.0	6.7	100		11/10/22 21:22	16887-00-6		
Fluoride	0.73	mg/L	0.10	0.017	1		11/08/22 23:57	16984-48-8		
Sulfate	723	mg/L	25.0	8.5	100		11/10/22 21:22	14808-79-8		
6010 MET ICP		Analytical Method: EPA 6010 Preparation Method: EPA 3010 Pace Analytical Services - Indianapolis								
Aluminum	ND	ug/L	200	55.4	1	11/12/22 06:35	11/16/22 12:18	7429-90-5		
Barium	19.3	ug/L	10.0	2.1	1	11/12/22 06:35	11/16/22 12:18	7440-39-3		
Boron	6880	ug/L	100	37.6	1	11/12/22 06:35	11/16/22 12:18	7440-42-8		
Cadmium	ND	ug/L	2.0	0.66	1	11/12/22 06:35	11/16/22 12:18	7440-43-9		
Calcium	232000	ug/L	2000	326	2	11/12/22 06:35	11/16/22 16:06	7440-70-2		
Chromium	ND	ug/L	10.0	0.97	1	11/12/22 06:35	11/16/22 12:18	7440-47-3		
Iron	2020	ug/L	100	48.8	1	11/12/22 06:35	11/16/22 12:18	7439-89-6		
Lead	ND	ug/L	10.0	2.6	1	11/12/22 06:35	11/16/22 12:18	7439-92-1		
Lithium	74.4	ug/L	20.0	6.2	1	11/12/22 06:35	11/16/22 12:18	7439-93-2		
Magnesium	84500	ug/L	1000	71.8	1	11/12/22 06:35	11/16/22 12:18	7439-95-4		
Manganese	432	ug/L	10.0	2.5	1	11/12/22 06:35	11/16/22 12:18	7439-96-5		
Molybdenum	75.9	ug/L	10.0	3.7	1	11/12/22 06:35	11/16/22 12:18	7439-98-7		
Potassium	14000	ug/L	1000	281	1	11/12/22 06:35	11/16/22 12:18	7440-09-7		
Silica	12600	ug/L	450		1	11/12/22 06:35	11/16/22 12:18	7631-86-9	N2	
Sodium	221000	ug/L	2000	428	2	11/12/22 06:35	11/16/22 16:06	7440-23-5		
6010 MET ICP, Dissolved		Analytical Method: EPA 6010 Preparation Method: EPA 3010 Pace Analytical Services - Indianapolis								
Iron, Dissolved	1930	ug/L	100	48.8	1	11/12/22 06:35	11/15/22 14:44	7439-89-6		
Manganese, Dissolved	425	ug/L	10.0	5.4	1	11/12/22 06:35	11/15/22 14:44	7439-96-5		
Molybdenum, Dissolved	73.2	ug/L	10.0	2.0	1	11/12/22 06:35	11/15/22 14:44	7439-98-7		
6020 MET ICPMS		Analytical Method: EPA 6020 Preparation Method: EPA 200.2 Pace Analytical Services - Indianapolis								
Antimony	ND	ug/L	1.0	0.28	1	11/07/22 14:40	11/08/22 09:23	7440-36-0		
Arsenic	ND	ug/L	1.0	0.094	1	11/07/22 14:40	11/08/22 09:23	7440-38-2		
Cobalt	ND	ug/L	1.0	0.072	1	11/07/22 14:40	11/08/22 09:23	7440-48-4		
Selenium	ND	ug/L	1.0	0.57	1	11/07/22 14:40	11/08/22 09:23	7782-49-2		
2320B Alkalinity		Analytical Method: SM 2320B Pace Analytical Services - Indianapolis								
Alkalinity, Total as CaCO3	211	mg/L	10.0	10.0	1		11/07/22 15:21			
Alkalinity, Bicarbonate (CaCO3)	211	mg/L	10.0	10.0	1		11/07/22 15:21			
Alkalinity, Carbonate (CaCO3)	ND	mg/L	10.0	10.0	1		11/07/22 15:21			
2540C Total Dissolved Solids		Analytical Method: SM 2540C Pace Analytical Services - Indianapolis								
Total Dissolved Solids	1710	mg/L	40.0	40.0	1		11/08/22 09:54			

REPORT OF LABORATORY ANALYSIS

This report shall not be reproduced, except in full,
without the written consent of Pace Analytical Services, LLC.

ANALYTICAL RESULTS

Project: Harding St Profile 1 Report 2

Pace Project No.: 50330076

Sample: DUP-3		Lab ID: 50330076004		Collected: 11/02/22 00:00	Received: 11/03/22 15:40	Matrix: Water			
Parameters	Results	Units	Report Limit	MDL	DF	Prepared	Analyzed	CAS No.	Qual
4500H+ pH, Electrometric		Analytical Method: SM 4500-H+B Pace Analytical Services - Indianapolis							
pH at 25 Degrees C	7.5	Std. Units	0.10	0.10	1		11/05/22 17:00		H3
4500S2D Sulfide Water		Analytical Method: SM 4500-S2-D Pace Analytical Services - Indianapolis							
Sulfide	ND	mg/L	0.10	0.025	1		11/08/22 11:08	18496-25-8	
Iron, Ferrous		Analytical Method: HACH 8146 Pace Analytical Services - Indianapolis							
Iron, Ferrous	ND	mg/L	0.20	0.096	1		11/09/22 16:08	15438-31-0	H3,N2
353.2 Nitrogen, NO2/NO3 unpres		Analytical Method: EPA 353.2 Pace Analytical Services - Indianapolis							
Nitrogen, Nitrate	ND	mg/L	0.10	0.011	1		11/03/22 23:21	14797-55-8	
Nitrogen, Nitrite	ND	mg/L	0.10	0.0040	1		11/03/22 23:21	14797-65-0	
365.1 Total Phosphorus		Analytical Method: EPA 365.1 Preparation Method: EPA 365.1 Pace Analytical Services - Indianapolis							
Phosphate as P04	ND	mg/L	0.15	0.15	1	11/05/22 10:30	11/08/22 19:06		
5310C TOC		Analytical Method: SM 5310C Pace Analytical Services - Indianapolis							
Total Organic Carbon	ND	mg/L	4.0	0.57	4		11/15/22 12:57	7440-44-0	D3
5310C Dissolved Organic Carbon		Analytical Method: SM 5310C Pace Analytical Services - Indianapolis							
Dissolved Organic Carbon	ND	mg/L	4.0	0.57	4		11/17/22 11:49		D3

REPORT OF LABORATORY ANALYSIS

This report shall not be reproduced, except in full,
without the written consent of Pace Analytical Services, LLC.

ANALYTICAL RESULTS

Project: Harding St Profile 1 Report 2

Pace Project No.: 50330076

Sample: PZ-101D		Lab ID: 50330076005		Collected: 11/02/22 15:15	Received: 11/03/22 15:40	Matrix: Water				
Parameters	Results	Units	Report Limit	MDL	DF	Prepared	Analyzed	CAS No.	Qual	
9056 IC Anions		Analytical Method: EPA 9056 Pace Analytical Services - Indianapolis								
Chloride	134	mg/L	25.0	6.7	100		11/09/22 01:20	16887-00-6		
Fluoride	0.24	mg/L	0.10	0.017	1		11/09/22 01:03	16984-48-8		
Sulfate	449	mg/L	25.0	8.5	100		11/09/22 01:20	14808-79-8		
6010 MET ICP		Analytical Method: EPA 6010 Preparation Method: EPA 3010 Pace Analytical Services - Indianapolis								
Aluminum	ND	ug/L	200	55.4	1	11/12/22 06:35	11/16/22 12:20	7429-90-5		
Barium	58.6	ug/L	10.0	2.1	1	11/12/22 06:35	11/16/22 12:20	7440-39-3		
Boron	9680	ug/L	100	37.6	1	11/12/22 06:35	11/16/22 12:20	7440-42-8		
Cadmium	ND	ug/L	2.0	0.66	1	11/12/22 06:35	11/16/22 12:20	7440-43-9		
Calcium	179000	ug/L	1000	163	1	11/12/22 06:35	11/16/22 12:20	7440-70-2		
Chromium	ND	ug/L	10.0	0.97	1	11/12/22 06:35	11/16/22 12:20	7440-47-3		
Iron	2610	ug/L	100	48.8	1	11/12/22 06:35	11/16/22 12:20	7439-89-6		
Lead	ND	ug/L	10.0	2.6	1	11/12/22 06:35	11/16/22 12:20	7439-92-1		
Lithium	111	ug/L	20.0	6.2	1	11/12/22 06:35	11/16/22 12:20	7439-93-2		
Magnesium	32500	ug/L	1000	71.8	1	11/12/22 06:35	11/16/22 12:20	7439-95-4		
Manganese	343	ug/L	10.0	2.5	1	11/12/22 06:35	11/16/22 12:20	7439-96-5		
Molybdenum	350	ug/L	10.0	3.7	1	11/12/22 06:35	11/16/22 12:20	7439-98-7		
Potassium	14900	ug/L	1000	281	1	11/12/22 06:35	11/16/22 12:20	7440-09-7		
Silica	10400	ug/L	450		1	11/12/22 06:35	11/16/22 12:20	7631-86-9	N2	
Sodium	122000	ug/L	1000	214	1	11/12/22 06:35	11/16/22 12:20	7440-23-5		
6010 MET ICP, Dissolved		Analytical Method: EPA 6010 Preparation Method: EPA 3010 Pace Analytical Services - Indianapolis								
Iron, Dissolved	2240	ug/L	100	48.8	1	11/12/22 06:35	11/15/22 14:47	7439-89-6		
Manganese, Dissolved	305	ug/L	10.0	5.4	1	11/12/22 06:35	11/15/22 14:47	7439-96-5		
Molybdenum, Dissolved	310	ug/L	10.0	2.0	1	11/12/22 06:35	11/15/22 14:47	7439-98-7		
6020 MET ICPMS		Analytical Method: EPA 6020 Preparation Method: EPA 200.2 Pace Analytical Services - Indianapolis								
Antimony	ND	ug/L	1.0	0.28	1	11/07/22 14:40	11/08/22 09:27	7440-36-0		
Arsenic	4.2	ug/L	1.0	0.094	1	11/07/22 14:40	11/08/22 09:27	7440-38-2		
Cobalt	ND	ug/L	1.0	0.072	1	11/07/22 14:40	11/08/22 09:27	7440-48-4		
Selenium	ND	ug/L	1.0	0.57	1	11/07/22 14:40	11/08/22 09:27	7782-49-2		
2320B Alkalinity		Analytical Method: SM 2320B Pace Analytical Services - Indianapolis								
Alkalinity, Total as CaCO3	179	mg/L	10.0	10.0	1		11/07/22 15:21			
Alkalinity,Bicarbonate (CaCO3)	179	mg/L	10.0	10.0	1		11/07/22 15:21			
Alkalinity,Carbonate (CaCO3)	ND	mg/L	10.0	10.0	1		11/07/22 15:21			
2540C Total Dissolved Solids		Analytical Method: SM 2540C Pace Analytical Services - Indianapolis								
Total Dissolved Solids	1080	mg/L	20.0	20.0	1		11/08/22 09:54			

REPORT OF LABORATORY ANALYSIS

This report shall not be reproduced, except in full,
without the written consent of Pace Analytical Services, LLC.

ANALYTICAL RESULTS

Project: Harding St Profile 1 Report 2

Pace Project No.: 50330076

Sample: PZ-101D		Lab ID: 50330076005		Collected: 11/02/22 15:15	Received: 11/03/22 15:40	Matrix: Water				
Parameters	Results	Units	Report Limit	MDL	DF	Prepared	Analyzed	CAS No.	Qual	
4500H+ pH, Electrometric		Analytical Method: SM 4500-H+B Pace Analytical Services - Indianapolis								
pH at 25 Degrees C	7.5	Std. Units	0.10	0.10	1		11/05/22 17:02		H3	
4500S2D Sulfide Water		Analytical Method: SM 4500-S2-D Pace Analytical Services - Indianapolis								
Sulfide	ND	mg/L	0.10	0.025	1		11/08/22 11:08	18496-25-8		
Iron, Ferrous		Analytical Method: HACH 8146 Pace Analytical Services - Indianapolis								
Iron, Ferrous	ND	mg/L	0.20	0.096	1		11/09/22 16:21	15438-31-0	H3,N2	
353.2 Nitrogen, NO2/NO3 unpres		Analytical Method: EPA 353.2 Pace Analytical Services - Indianapolis								
Nitrogen, Nitrate	ND	mg/L	0.10	0.011	1		11/03/22 23:23	14797-55-8		
Nitrogen, Nitrite	ND	mg/L	0.10	0.0040	1		11/03/22 23:23	14797-65-0		
365.1 Total Phosphorus		Analytical Method: EPA 365.1 Preparation Method: EPA 365.1 Pace Analytical Services - Indianapolis								
Phosphate as P04	ND	mg/L	0.15	0.15	1	11/05/22 10:30	11/08/22 19:07			
5310C TOC		Analytical Method: SM 5310C Pace Analytical Services - Indianapolis								
Total Organic Carbon	1.1	mg/L	1.0	0.14	1		11/17/22 22:52	7440-44-0		
5310C Dissolved Organic Carbon		Analytical Method: SM 5310C Pace Analytical Services - Indianapolis								
Dissolved Organic Carbon	1.0	mg/L	1.0	0.14	1		11/16/22 22:43			

REPORT OF LABORATORY ANALYSIS

This report shall not be reproduced, except in full,
without the written consent of Pace Analytical Services, LLC.

QUALITY CONTROL DATA

Project: Harding St Profile 1 Report 2

Pace Project No.: 50330076

QC Batch: 704768 Analysis Method: EPA 9056
 QC Batch Method: EPA 9056 Analysis Description: 9056 IC Anions
 Laboratory: Pace Analytical Services - Indianapolis

Associated Lab Samples: 50330076001, 50330076002, 50330076003, 50330076004, 50330076005

METHOD BLANK: 3240021 Matrix: Water

Associated Lab Samples: 50330076001, 50330076002, 50330076003, 50330076004, 50330076005

Parameter	Units	Blank Result	Reporting Limit	MDL	Analyzed	Qualifiers
Chloride	mg/L	ND	0.25	0.067	11/08/22 21:46	
Fluoride	mg/L	ND	0.10	0.017	11/08/22 21:46	
Sulfate	mg/L	ND	0.25	0.085	11/08/22 21:46	

LABORATORY CONTROL SAMPLE: 3240022

Parameter	Units	Spike Conc.	LCS Result	LCS % Rec	% Rec Limits	Qualifiers
Chloride	mg/L	1.2	1.2	96	80-120	
Fluoride	mg/L	0.5	0.43	87	80-120	
Sulfate	mg/L	2.5	2.4	98	80-120	

MATRIX SPIKE & MATRIX SPIKE DUPLICATE: 3240023 3240024

Parameter	Units	50330089008		3240023		3240024		% Rec	% Rec	% Rec Limits	RPD	Max RPD	Qual
		Result	MS Spike Conc.	MSD Spike Conc.	MS Result	MSD Result	MS % Rec						
Chloride	mg/L	35.1	12.5	12.5	47.6	47.8	101	102	80-120	0	15		
Fluoride	mg/L	0.61	0.5	0.5	1.1	1.1	100	98	80-120	1	15		
Sulfate	mg/L	707	250	250	937	944	92	95	80-120	1	15		

Results presented on this page are in the units indicated by the "Units" column except where an alternate unit is presented to the right of the result.

REPORT OF LABORATORY ANALYSIS

This report shall not be reproduced, except in full,
without the written consent of Pace Analytical Services, LLC.

QUALITY CONTROL DATA

Project: Harding St Profile 1 Report 2

Pace Project No.: 50330076

QC Batch: 705334

Analysis Method: EPA 6010

QC Batch Method: EPA 3010

Analysis Description: 6010 MET

Laboratory: Pace Analytical Services - Indianapolis

Associated Lab Samples: 50330076001, 50330076002, 50330076003, 50330076004, 50330076005

METHOD BLANK: 3242320

Matrix: Water

Associated Lab Samples: 50330076001, 50330076002, 50330076003, 50330076004, 50330076005

Parameter	Units	Blank Result	Reporting Limit	MDL	Analyzed	Qualifiers
Aluminum	ug/L	ND	200	55.4	11/16/22 11:51	
Barium	ug/L	ND	10.0	2.1	11/16/22 11:51	
Boron	ug/L	ND	100	37.6	11/16/22 11:51	
Cadmium	ug/L	ND	2.0	0.66	11/16/22 11:51	
Calcium	ug/L	ND	1000	163	11/16/22 11:51	
Chromium	ug/L	ND	10.0	0.97	11/16/22 11:51	
Iron	ug/L	ND	100	48.8	11/16/22 11:51	
Lead	ug/L	ND	10.0	2.6	11/16/22 11:51	
Lithium	ug/L	ND	20.0	6.2	11/16/22 11:51	
Magnesium	ug/L	ND	1000	71.8	11/16/22 11:51	
Manganese	ug/L	ND	10.0	2.5	11/16/22 11:51	
Molybdenum	ug/L	ND	10.0	3.7	11/16/22 11:51	
Potassium	ug/L	ND	1000	281	11/16/22 11:51	
Silica	ug/L	ND	450		11/16/22 11:51	N2
Sodium	ug/L	ND	1000	214	11/16/22 11:51	
Total Hardness by 2340B	ug/L	ND	10000	10000	11/16/22 11:51	

LABORATORY CONTROL SAMPLE: 3242321

Parameter	Units	Spike Conc.	LCS Result	LCS % Rec	% Rec Limits	Qualifiers
Aluminum	ug/L	10000	10500	105	80-120	
Barium	ug/L	1000	1080	108	80-120	
Boron	ug/L	1000	1040	104	80-120	
Cadmium	ug/L	1000	1030	103	80-120	
Calcium	ug/L	10000	11100	111	80-120	
Chromium	ug/L	1000	1040	104	80-120	
Iron	ug/L	10000	10700	107	80-120	
Lead	ug/L	1000	1060	106	80-120	
Lithium	ug/L	1000	1070	107	80-120	
Magnesium	ug/L	10000	10500	105	80-120	
Manganese	ug/L	1000	1040	104	80-120	
Molybdenum	ug/L	1000	1090	109	80-120	
Potassium	ug/L	10000	11000	110	80-120	
Silica	ug/L	10700	10800	101	80-120	N2
Sodium	ug/L	10000	10400	104	80-120	
Total Hardness by 2340B	ug/L	66200	70900	107	80-120	

Results presented on this page are in the units indicated by the "Units" column except where an alternate unit is presented to the right of the result.

REPORT OF LABORATORY ANALYSIS

This report shall not be reproduced, except in full,
without the written consent of Pace Analytical Services, LLC.

QUALITY CONTROL DATA

Project: Harding St Profile 1 Report 2

Pace Project No.: 50330076

MATRIX SPIKE & MATRIX SPIKE DUPLICATE: 3242322 3242323														
Parameter	Units	50330076001		MS	MSD	3242323		% Rec	% Rec	% Rec	Limits	RPD	Max RPD	Qual
		Result	Conc.	Spike Conc.	Spike Conc.	MS Result	MSD Result							
Aluminum	ug/L	ND	10000	10000	10000	10600	11000	106	110	75-125	4	20		
Barium	ug/L	233	1000	1000	1000	1080	1120	85	89	75-125	4	20		
Boron	ug/L	3590	1000	1000	1000	8450	8530	486	494	75-125	1	20	P6	
Cadmium	ug/L	ND	1000	1000	1000	996	1040	100	104	75-125	5	20		
Calcium	ug/L	207000	10000	10000	10000	232000	229000	248	216	75-125	1	20	P6	
Chromium	ug/L	ND	1000	1000	1000	978	1000	98	100	75-125	3	20		
Iron	ug/L	7650	10000	10000	10000	14200	14700	65	70	75-125	4	20		
Lead	ug/L	ND	1000	1000	1000	976	1020	98	102	75-125	4	20		
Lithium	ug/L	ND	1000	1000	1000	1140	1180	113	118	75-125	4	20		
Magnesium	ug/L	62400	10000	10000	10000	76200	77300	137	149	75-125	1	20	P6	
Manganese	ug/L	215	1000	1000	1000	1300	1350	108	114	75-125	4	20		
Molybdenum	ug/L	15.6	1000	1000	1000	1140	1190	112	117	75-125	4	20		
Potassium	ug/L	6180	10000	10000	10000	24000	24500	178	183	75-125	2	20		
Silica	ug/L	18900	10700	10700	10700	23300	23800	41	46	75-125	2	20	N2	
Sodium	ug/L	91700	10000	10000	10000	218000	216000	1260	1250	75-125	1	20	P6	
Total Hardness by 2340B	ug/L					893000	890000				0	20	P6	

Results presented on this page are in the units indicated by the "Units" column except where an alternate unit is presented to the right of the result.

REPORT OF LABORATORY ANALYSIS

This report shall not be reproduced, except in full,
without the written consent of Pace Analytical Services, LLC.

QUALITY CONTROL DATA

Project: Harding St Profile 1 Report 2

Pace Project No.: 50330076

QC Batch:	705267	Analysis Method:	EPA 6010
QC Batch Method:	EPA 3010	Analysis Description:	6010 MET Dissolved
		Laboratory:	Pace Analytical Services - Indianapolis

Associated Lab Samples: 50330076001, 50330076002, 50330076003, 50330076004, 50330076005

METHOD BLANK: 3242006 Matrix: Water
Associated Lab Samples: 50330076001, 50330076002, 50330076003, 50330076004, 50330076005

Parameter	Units	Blank Result	Reporting Limit	MDL	Analyzed	Qualifiers
Iron, Dissolved	ug/L	ND	100	48.8	11/15/22 13:49	
Manganese, Dissolved	ug/L	ND	10.0	5.4	11/15/22 13:49	
Molybdenum, Dissolved	ug/L	ND	10.0	2.0	11/15/22 13:49	

LABORATORY CONTROL SAMPLE: 3242007

Parameter	Units	Spike Conc.	LCS Result	LCS % Rec	% Rec Limits	Qualifiers
Iron, Dissolved	ug/L	10000	10300	103	80-120	
Manganese, Dissolved	ug/L	1000	1020	102	80-120	
Molybdenum, Dissolved	ug/L	1000	1040	104	80-120	

MATRIX SPIKE & MATRIX SPIKE DUPLICATE: 3242008 3242009

Parameter	Units	50330076001		3242008		3242009		% Rec	% Rec	% Rec Limits	RPD	Max RPD	Qual
		Result	MS Spike Conc.	MSD Spike Conc.	MS Result	MSD Result	MS % Rec						
Iron, Dissolved	ug/L	7430	10000	10000	17300	18200	99	108	75-125	5	20		
Manganese, Dissolved	ug/L	216	1000	1000	1210	1280	100	106	75-125	5	20		
Molybdenum, Dissolved	ug/L	15.6	1000	1000	1090	1140	107	113	75-125	5	20		

Results presented on this page are in the units indicated by the "Units" column except where an alternate unit is presented to the right of the result.

REPORT OF LABORATORY ANALYSIS

This report shall not be reproduced, except in full,
without the written consent of Pace Analytical Services, LLC.

QUALITY CONTROL DATA

Project: Harding St Profile 1 Report 2

Pace Project No.: 50330076

QC Batch:	704687	Analysis Method:	EPA 6020
QC Batch Method:	EPA 200.2	Analysis Description:	6020 MET
		Laboratory:	Pace Analytical Services - Indianapolis

Associated Lab Samples: 50330076001, 50330076002, 50330076003, 50330076004, 50330076005

METHOD BLANK: 3239832 Matrix: Water
Associated Lab Samples: 50330076001, 50330076002, 50330076003, 50330076004, 50330076005

Parameter	Units	Blank Result	Reporting Limit	MDL	Analyzed	Qualifiers
Antimony	ug/L	ND	1.0	0.28	11/08/22 08:38	
Arsenic	ug/L	ND	1.0	0.094	11/08/22 08:38	
Cobalt	ug/L	ND	1.0	0.072	11/08/22 08:38	
Selenium	ug/L	ND	1.0	0.57	11/08/22 08:38	

LABORATORY CONTROL SAMPLE: 3239833

Parameter	Units	Spike Conc.	LCS Result	LCS % Rec	% Rec Limits	Qualifiers
Antimony	ug/L	40	41.1	103	80-120	
Arsenic	ug/L	40	39.2	98	80-120	
Cobalt	ug/L	40	40.6	102	80-120	
Selenium	ug/L	40	40.0	100	80-120	

MATRIX SPIKE & MATRIX SPIKE DUPLICATE: 3239834 3239835

Parameter	Units	50330084005		MS		MSD		% Rec	% Rec	% Rec Limits	RPD	Max RPD	Qual
		Result	Conc.	Spike Conc.	Conc.	Result	Result						
Antimony	ug/L	ND	40	40	40	41.4	41.4	103	103	75-125	0	20	
Arsenic	ug/L	438	40	40	40	471	472	81	85	75-125	0	20	
Cobalt	ug/L	ND	40	40	40	38.6	38.1	96	94	75-125	1	20	
Selenium	ug/L	ND	40	40	40	40.0	39.3	99	98	75-125	2	20	

Results presented on this page are in the units indicated by the "Units" column except where an alternate unit is presented to the right of the result.

REPORT OF LABORATORY ANALYSIS

This report shall not be reproduced, except in full,
without the written consent of Pace Analytical Services, LLC.

QUALITY CONTROL DATA

Project: Harding St Profile 1 Report 2

Pace Project No.: 50330076

QC Batch: 704620 Analysis Method: SM 2320B
 QC Batch Method: SM 2320B Analysis Description: 2320B Alkalinity
 Laboratory: Pace Analytical Services - Indianapolis
 Associated Lab Samples: 50330076001, 50330076002, 50330076003, 50330076004, 50330076005

METHOD BLANK: 3239484 Matrix: Water
 Associated Lab Samples: 50330076001, 50330076002, 50330076003, 50330076004, 50330076005

Parameter	Units	Blank Result	Reporting Limit	MDL	Analyzed	Qualifiers
Alkalinity, Total as CaCO3	mg/L	ND	10.0	10.0	11/07/22 15:21	
Alkalinity,Bicarbonate (CaCO3)	mg/L	ND	10.0	10.0	11/07/22 15:21	
Alkalinity,Carbonate (CaCO3)	mg/L	ND	10.0	10.0	11/07/22 15:21	

LABORATORY CONTROL SAMPLE: 3239485

Parameter	Units	Spike Conc.	LCS Result	LCS % Rec	% Rec Limits	Qualifiers
Alkalinity, Total as CaCO3	mg/L	50	48.1	96	90-110	

SAMPLE DUPLICATE: 3239486

Parameter	Units	50330072001 Result	Dup Result	RPD	Max RPD	Qualifiers
Alkalinity, Total as CaCO3	mg/L	260	260	0	20	
Alkalinity,Bicarbonate (CaCO3)	mg/L	254	255	0	20	
Alkalinity,Carbonate (CaCO3)	mg/L	<10.0	ND		20	

SAMPLE DUPLICATE: 3239487

Parameter	Units	50330084001 Result	Dup Result	RPD	Max RPD	Qualifiers
Alkalinity, Total as CaCO3	mg/L	249	249	0	20	
Alkalinity,Bicarbonate (CaCO3)	mg/L	249	249	0	20	
Alkalinity,Carbonate (CaCO3)	mg/L	ND	ND		20	

Results presented on this page are in the units indicated by the "Units" column except where an alternate unit is presented to the right of the result.

REPORT OF LABORATORY ANALYSIS

This report shall not be reproduced, except in full,
 without the written consent of Pace Analytical Services, LLC.

QUALITY CONTROL DATA

Project: Harding St Profile 1 Report 2

Pace Project No.: 50330076

QC Batch: 704898

Analysis Method: SM 2540C

QC Batch Method: SM 2540C

Analysis Description: 2540C Total Dissolved Solids

Laboratory: Pace Analytical Services - Indianapolis

Associated Lab Samples: 50330076001, 50330076002, 50330076003, 50330076004, 50330076005

METHOD BLANK: 3240472

Matrix: Water

Associated Lab Samples: 50330076001, 50330076002, 50330076003, 50330076004, 50330076005

Parameter	Units	Blank Result	Reporting Limit	MDL	Analyzed	Qualifiers
Total Dissolved Solids	mg/L	ND	10.0	10.0	11/08/22 09:51	

LABORATORY CONTROL SAMPLE: 3240481

Parameter	Units	Spike Conc.	LCS Result	LCS % Rec	% Rec Limits	Qualifiers
Total Dissolved Solids	mg/L	300	286	95	80-120	

SAMPLE DUPLICATE: 3240473

Parameter	Units	50330055007 Result	Dup Result	RPD	Max RPD	Qualifiers
Total Dissolved Solids	mg/L	413	417	1	10	

SAMPLE DUPLICATE: 3240474

Parameter	Units	50330055008 Result	Dup Result	RPD	Max RPD	Qualifiers
Total Dissolved Solids	mg/L	541	540	0	10	

Results presented on this page are in the units indicated by the "Units" column except where an alternate unit is presented to the right of the result.

REPORT OF LABORATORY ANALYSIS

This report shall not be reproduced, except in full,
without the written consent of Pace Analytical Services, LLC.

QUALITY CONTROL DATA

Project: Harding St Profile 1 Report 2

Pace Project No.: 50330076

QC Batch: 704643

Analysis Method: SM 4500-H+B

QC Batch Method: SM 4500-H+B

Analysis Description: 4500H+B pH

Laboratory: Pace Analytical Services - Indianapolis

Associated Lab Samples: 50330076001, 50330076002, 50330076003, 50330076004, 50330076005

SAMPLE DUPLICATE: 3239702

Parameter	Units	50330003002 Result	Dup Result	RPD	Max RPD	Qualifiers
pH at 25 Degrees C	Std. Units	7.2	7.2	0	2	H3

SAMPLE DUPLICATE: 3239703

Parameter	Units	50330083013 Result	Dup Result	RPD	Max RPD	Qualifiers
pH at 25 Degrees C	Std. Units	5.2	5.2	0	2	H3

Results presented on this page are in the units indicated by the "Units" column except where an alternate unit is presented to the right of the result.

REPORT OF LABORATORY ANALYSIS

This report shall not be reproduced, except in full,
without the written consent of Pace Analytical Services, LLC.

QUALITY CONTROL DATA

Project: Harding St Profile 1 Report 2
Pace Project No.: 50330076

QC Batch: 704923 Analysis Method: SM 4500-S2-D
QC Batch Method: SM 4500-S2-D Analysis Description: 4500S2D Sulfide Water
Laboratory: Pace Analytical Services - Indianapolis
Associated Lab Samples: 50330076001, 50330076002, 50330076003, 50330076004, 50330076005

METHOD BLANK: 3240539 Matrix: Water
Associated Lab Samples: 50330076001, 50330076002, 50330076003, 50330076004, 50330076005

Parameter	Units	Blank Result	Reporting Limit	MDL	Analyzed	Qualifiers
Sulfide	mg/L	ND	0.10	0.025	11/08/22 11:08	

LABORATORY CONTROL SAMPLE: 3240540

Parameter	Units	Spike Conc.	LCS Result	LCS % Rec	% Rec Limits	Qualifiers
Sulfide	mg/L	0.5	0.48	96	90-110	

MATRIX SPIKE & MATRIX SPIKE DUPLICATE: 3240541 3240542

Parameter	Units	50330003001		MS		MSD		% Rec		Limits		Max	
		Result	Spike Conc.	Spike Conc.	Conc.	Result	Result	% Rec	% Rec	RPD	RPD	Qual	
Sulfide	mg/L	ND	0.5	0.5	0.45	0.46	90	91	90-110	1	20		

MATRIX SPIKE SAMPLE: 3240543

Parameter	Units	50330076001 Result	Spike Conc.	MS Result	MS % Rec	% Rec Limits	Qualifiers
Sulfide	mg/L	ND	0.5	0.42	82	90-110 M0	

Results presented on this page are in the units indicated by the "Units" column except where an alternate unit is presented to the right of the result.

REPORT OF LABORATORY ANALYSIS

This report shall not be reproduced, except in full,
without the written consent of Pace Analytical Services, LLC.

QUALITY CONTROL DATA

Project: Harding St Profile 1 Report 2
Pace Project No.: 50330076

QC Batch: 705309 Analysis Method: HACH 8146
QC Batch Method: HACH 8146 Analysis Description: Iron, Ferrous
Laboratory: Pace Analytical Services - Indianapolis
Associated Lab Samples: 50330076001, 50330076002, 50330076003, 50330076004, 50330076005

METHOD BLANK: 3242214 Matrix: Water
Associated Lab Samples: 50330076001, 50330076002, 50330076003, 50330076004, 50330076005

Parameter	Units	Blank Result	Reporting Limit	MDL	Analyzed	Qualifiers
Iron, Ferrous	mg/L	ND	0.20	0.096	11/09/22 16:06	H3,N2

LABORATORY CONTROL SAMPLE: 3242215

Parameter	Units	Spike Conc.	LCS Result	LCS % Rec	% Rec Limits	Qualifiers
Iron, Ferrous	mg/L	1	0.98	98	90-110	H3,N2

MATRIX SPIKE & MATRIX SPIKE DUPLICATE: 3242216 3242217

Parameter	Units	50329936002		3242217		MS % Rec	MSD % Rec	% Rec Limits	RPD	Max RPD	Qual	
		MS Spike Conc.	MSD Spike Conc.	MS Result	MSD Result							
Iron, Ferrous	mg/L	ND	1	1	0.99	0.97	99	97	90-110	3	20	H3,N2

MATRIX SPIKE SAMPLE: 3242218

Parameter	Units	50330017003 Result	Spike Conc.	MS Result	MS % Rec	% Rec Limits	Qualifiers
Iron, Ferrous	mg/L	ND	1	1.0	99	90-110	H3,N2

Results presented on this page are in the units indicated by the "Units" column except where an alternate unit is presented to the right of the result.

REPORT OF LABORATORY ANALYSIS

This report shall not be reproduced, except in full,
without the written consent of Pace Analytical Services, LLC.

QUALITY CONTROL DATA

Project: Harding St Profile 1 Report 2

Pace Project No.: 50330076

QC Batch:	704349	Analysis Method:	EPA 353.2
QC Batch Method:	EPA 353.2	Analysis Description:	353.2 Nitrate + Nitrite, Unpres.
		Laboratory:	Pace Analytical Services - Indianapolis
Associated Lab Samples:	50330076001, 50330076002, 50330076003, 50330076004, 50330076005		

METHOD BLANK: 3238112 Matrix: Water
Associated Lab Samples: 50330076001, 50330076002, 50330076003, 50330076004, 50330076005

Parameter	Units	Blank Result	Reporting Limit	MDL	Analyzed	Qualifiers
Nitrogen, Nitrate	mg/L	ND	0.10	0.011	11/03/22 23:00	
Nitrogen, Nitrite	mg/L	ND	0.10	0.0040	11/03/22 23:00	

LABORATORY CONTROL SAMPLE: 3238113

Parameter	Units	Spike Conc.	LCS Result	LCS % Rec	% Rec Limits	Qualifiers
Nitrogen, Nitrate	mg/L	1	1.0	100	90-110	
Nitrogen, Nitrite	mg/L	1	1.0	104	90-110	

MATRIX SPIKE & MATRIX SPIKE DUPLICATE: 3238114 3238115

Parameter	Units	50330076003		3238115		MS % Rec	MSD % Rec	% Rec Limits	RPD	Max RPD	Qual
		MS Spike Conc.	MSD Spike Conc.	MS Result	MSD Result						
Nitrogen, Nitrate	mg/L	ND	1	1	1.0	1.0	101	100	90-110	0	20
Nitrogen, Nitrite	mg/L	ND	1	1	1.0	1.0	104	104	90-110	0	20

MATRIX SPIKE SAMPLE: 3238116

Parameter	Units	50330083014 Result	Spike Conc.	MS Result	MS % Rec	% Rec Limits	Qualifiers
Nitrogen, Nitrate	mg/L	ND	20	20.2	101	90-110	
Nitrogen, Nitrite	mg/L	ND	20	20.8	104	90-110	

Results presented on this page are in the units indicated by the "Units" column except where an alternate unit is presented to the right of the result.

REPORT OF LABORATORY ANALYSIS

This report shall not be reproduced, except in full,
without the written consent of Pace Analytical Services, LLC.

QUALITY CONTROL DATA

Project: Harding St Profile 1 Report 2

Pace Project No.: 50330076

QC Batch:	704591	Analysis Method:	EPA 365.1
QC Batch Method:	EPA 365.1	Analysis Description:	365.1 Total Phosphorus
		Laboratory:	Pace Analytical Services - Indianapolis

Associated Lab Samples: 50330076001, 50330076002, 50330076003, 50330076004, 50330076005

METHOD BLANK: 3239409 Matrix: Water
Associated Lab Samples: 50330076001, 50330076002, 50330076003, 50330076004, 50330076005

Parameter	Units	Blank Result	Reporting Limit	MDL	Analyzed	Qualifiers
Phosphate as P04	mg/L	ND	0.15	0.15	11/08/22 18:59	

LABORATORY CONTROL SAMPLE: 3239410

Parameter	Units	Spike Conc.	LCS Result	LCS % Rec	% Rec Limits	Qualifiers
Phosphate as P04	mg/L		1.4			

MATRIX SPIKE & MATRIX SPIKE DUPLICATE: 3239411 3239412

Parameter	Units	50330034018 Result	MS Spike Conc.	MSD Spike Conc.	MS Result	MSD Result	MS % Rec	MSD % Rec	% Rec Limits	RPD	Max RPD	Qual
Phosphate as P04	mg/L	ND			1.5	1.5				1		

MATRIX SPIKE SAMPLE: 3239413

Parameter	Units	50330084001 Result	Spike Conc.	MS Result	MS % Rec	% Rec Limits	Qualifiers
Phosphate as P04	mg/L	0.35		1.6			

Results presented on this page are in the units indicated by the "Units" column except where an alternate unit is presented to the right of the result.

REPORT OF LABORATORY ANALYSIS

This report shall not be reproduced, except in full,
without the written consent of Pace Analytical Services, LLC.

QUALITY CONTROL DATA

Project: Harding St Profile 1 Report 2

Pace Project No.: 50330076

QC Batch: 705854

Analysis Method: SM 5310C

QC Batch Method: SM 5310C

Analysis Description: 5310C Total Organic Carbon

Laboratory: Pace Analytical Services - Indianapolis

Associated Lab Samples: 50330076001, 50330076002, 50330076003, 50330076004

METHOD BLANK: 3244804

Matrix: Water

Associated Lab Samples: 50330076001, 50330076002, 50330076003, 50330076004

Parameter	Units	Blank Result	Reporting Limit	MDL	Analyzed	Qualifiers
Total Organic Carbon	mg/L	ND	1.0	0.14	11/13/22 19:18	

LABORATORY CONTROL SAMPLE: 3244805

Parameter	Units	Spike Conc.	LCS Result	LCS % Rec	% Rec Limits	Qualifiers
Total Organic Carbon	mg/L	10	10.3	103	90-110	

MATRIX SPIKE & MATRIX SPIKE DUPLICATE: 3244806 3244807

Parameter	Units	50329836002 Result	MS Spike Conc.	MSD Spike Conc.	MS Result	MSD Result	MS % Rec	MSD % Rec	% Rec Limits	RPD	Max RPD	Qual
Total Organic Carbon	mg/L	7.7	10	10	17.8	17.7	101	100	80-120	1	20	

MATRIX SPIKE SAMPLE: 3244808

Parameter	Units	50329943001 Result	Spike Conc.	MS Result	MS % Rec	% Rec Limits	Qualifiers
Total Organic Carbon	mg/L	408	640	1080	104	80-120	

Results presented on this page are in the units indicated by the "Units" column except where an alternate unit is presented to the right of the result.

REPORT OF LABORATORY ANALYSIS

This report shall not be reproduced, except in full,
without the written consent of Pace Analytical Services, LLC.

QUALITY CONTROL DATA

Project: Harding St Profile 1 Report 2
Pace Project No.: 50330076

QC Batch: 706420	Analysis Method: SM 5310C
QC Batch Method: SM 5310C	Analysis Description: 5310C Total Organic Carbon
	Laboratory: Pace Analytical Services - Indianapolis

Associated Lab Samples: 50330076005

METHOD BLANK: 3247361 Matrix: Water

Associated Lab Samples: 50330076005

Parameter	Units	Blank Result	Reporting Limit	MDL	Analyzed	Qualifiers
Total Organic Carbon	mg/L	ND	1.0	0.14	11/17/22 17:05	

LABORATORY CONTROL SAMPLE: 3247362

Parameter	Units	Spike Conc.	LCS Result	LCS % Rec	% Rec Limits	Qualifiers
Total Organic Carbon	mg/L	10	9.9	99	90-110	

MATRIX SPIKE & MATRIX SPIKE DUPLICATE: 3247363 3247364

Parameter	Units	50329997001		50329997002		50329997003		50329997004		% Rec Limits	RPD	Max RPD	Qual
		MS Result	MSD Spike Conc.	MS Result	MSD Spike Conc.	MS Result	MSD Spike Conc.	MS Result	MSD Spike Conc.				
Total Organic Carbon	mg/L	2.2	10	10	10	12.2	12.4	100	102	80-120	2	20	

MATRIX SPIKE SAMPLE: 3247365

Parameter	Units	50329997002 Result	Spike Conc.	MS Result	MS % Rec	% Rec Limits	Qualifiers
Total Organic Carbon	mg/L	ND	10	10.6	98	80-120	

Results presented on this page are in the units indicated by the "Units" column except where an alternate unit is presented to the right of the result.

REPORT OF LABORATORY ANALYSIS

This report shall not be reproduced, except in full,
without the written consent of Pace Analytical Services, LLC.

QUALITY CONTROL DATA

Project: Harding St Profile 1 Report 2

Pace Project No.: 50330076

QC Batch:	706240	Analysis Method:	SM 5310C
QC Batch Method:	SM 5310C	Analysis Description:	5310C Dissolved Organic Carbon
		Laboratory:	Pace Analytical Services - Indianapolis
Associated Lab Samples:	50330076001, 50330076002, 50330076003, 50330076004, 50330076005		

METHOD BLANK:	3246751	Matrix:	Water
Associated Lab Samples:	50330076001, 50330076002, 50330076003, 50330076004, 50330076005		

Parameter	Units	Blank Result	Reporting Limit	MDL	Analyzed	Qualifiers
Dissolved Organic Carbon	mg/L	ND	1.0	0.14	11/16/22 13:25	

LABORATORY CONTROL SAMPLE: 3246752						
Parameter	Units	Spike Conc.	LCS Result	LCS % Rec	% Rec Limits	Qualifiers
Dissolved Organic Carbon	mg/L	10	10.5	105	90-110	

MATRIX SPIKE & MATRIX SPIKE DUPLICATE: 3246753												3246754	
Parameter	Units	50329941006 Result	MS Spike Conc.	MSD Spike Conc.	MS Result	MSD Result	MS % Rec	MSD % Rec	% Rec Limits	RPD	Max RPD	Qual	
Dissolved Organic Carbon	mg/L	2.1	10	10	12.2	12.1	101	100	80-120	1	20		

MATRIX SPIKE SAMPLE: 3246755											
Parameter	Units	50329941007 Result	Spike Conc.	MS Result	MS % Rec	% Rec Limits	Qualifiers				
Dissolved Organic Carbon	mg/L	2.8	10	12.8	100	80-120					

Results presented on this page are in the units indicated by the "Units" column except where an alternate unit is presented to the right of the result.

REPORT OF LABORATORY ANALYSIS

This report shall not be reproduced, except in full, without the written consent of Pace Analytical Services, LLC.

ANALYTICAL RESULTS - RADIOCHEMISTRY

Project: Harding St Profile 1 Report 2

Pace Project No.: 50330076

Sample: MW-1071 **Lab ID: 50330076001** Collected: 11/02/22 13:35 Received: 11/03/22 15:40 Matrix: Water
PWS: Site ID: Sample Type:

Parameters	Method	Act ± Unc (MDC) Carr Trac	Units	Analyzed	CAS No.	Qual
	Pace Analytical Services - Greensburg					
Radium-226	EPA 903.1	0.872 ± 0.665 (0.946) C:NA T:94%	pCi/L	11/22/22 15:33	13982-63-3	
	Pace Analytical Services - Greensburg					
Radium-228	EPA 904.0	1.26 ± 0.592 (1.03) C:68% T:81%	pCi/L	11/22/22 15:53	15262-20-1	
	Pace Analytical Services - Greensburg					
Total Radium	Total Radium Calculation	2.13 ± 1.26 (1.98)	pCi/L	11/28/22 14:08	7440-14-4	

REPORT OF LABORATORY ANALYSIS

This report shall not be reproduced, except in full,
without the written consent of Pace Analytical Services, LLC.

ANALYTICAL RESULTS - RADIOCHEMISTRY

Project: Harding St Profile 1 Report 2

Pace Project No.: 50330076

Sample: MW-107D **Lab ID: 50330076002** Collected: 11/02/22 12:30 Received: 11/03/22 15:40 Matrix: Water
PWS: Site ID: Sample Type:

Parameters	Method	Act ± Unc (MDC) Carr Trac	Units	Analyzed	CAS No.	Qual
	Pace Analytical Services - Greensburg					
Radium-226	EPA 903.1	0.650 ± 0.750 (1.22) C:NA T:91%	pCi/L	11/22/22 15:33	13982-63-3	
	Pace Analytical Services - Greensburg					
Radium-228	EPA 904.0	0.658 ± 0.467 (0.913) C:73% T:82%	pCi/L	11/22/22 15:54	15262-20-1	
	Pace Analytical Services - Greensburg					
Total Radium	Total Radium Calculation	1.31 ± 1.22 (2.13)	pCi/L	11/28/22 14:08	7440-14-4	

REPORT OF LABORATORY ANALYSIS

This report shall not be reproduced, except in full,
without the written consent of Pace Analytical Services, LLC.

ANALYTICAL RESULTS - RADIOCHEMISTRY

Project: Harding St Profile 1 Report 2

Pace Project No.: 50330076

Sample: MW-107S **Lab ID: 50330076003** Collected: 11/02/22 11:00 Received: 11/03/22 15:40 Matrix: Water
PWS: Site ID: Sample Type:

Parameters	Method	Act ± Unc (MDC) Carr Trac	Units	Analyzed	CAS No.	Qual
	Pace Analytical Services - Greensburg					
Radium-226	EPA 903.1	0.410 ± 0.600 (1.03) C:NA T:92%	pCi/L	11/22/22 15:33	13982-63-3	
	Pace Analytical Services - Greensburg					
Radium-228	EPA 904.0	1.10 ± 0.530 (0.934) C:74% T:84%	pCi/L	11/22/22 15:54	15262-20-1	
	Pace Analytical Services - Greensburg					
Total Radium	Total Radium Calculation	1.51 ± 1.13 (1.96)	pCi/L	11/28/22 14:08	7440-14-4	

REPORT OF LABORATORY ANALYSIS

This report shall not be reproduced, except in full,
without the written consent of Pace Analytical Services, LLC.

ANALYTICAL RESULTS - RADIOCHEMISTRY

Project: Harding St Profile 1 Report 2

Pace Project No.: 50330076

Sample: DUP-3 **Lab ID: 50330076004** Collected: 11/02/22 00:00 Received: 11/03/22 15:40 Matrix: Water
PWS: Site ID: Sample Type:

Parameters	Method	Act ± Unc (MDC) Carr Trac	Units	Analyzed	CAS No.	Qual
	Pace Analytical Services - Greensburg					
Radium-226	EPA 903.1	0.282 ± 0.649 (1.18) C:NA T:91%	pCi/L	11/22/22 15:33	13982-63-3	
	Pace Analytical Services - Greensburg					
Radium-228	EPA 904.0	0.744 ± 0.478 (0.910) C:70% T:83%	pCi/L	11/22/22 15:54	15262-20-1	
	Pace Analytical Services - Greensburg					
Total Radium	Total Radium Calculation	1.03 ± 1.13 (2.09)	pCi/L	11/28/22 14:08	7440-14-4	

REPORT OF LABORATORY ANALYSIS

This report shall not be reproduced, except in full,
without the written consent of Pace Analytical Services, LLC.

ANALYTICAL RESULTS - RADIOCHEMISTRY

Project: Harding St Profile 1 Report 2

Pace Project No.: 50330076

Sample: PZ-101D **Lab ID: 50330076005** Collected: 11/02/22 15:15 Received: 11/03/22 15:40 Matrix: Water
PWS: Site ID: Sample Type:

Parameters	Method	Act ± Unc (MDC) Carr Trac	Units	Analyzed	CAS No.	Qual
	Pace Analytical Services - Greensburg					
Radium-226	EPA 903.1	0.590 ± 0.415 (0.200) C:NA T:94%	pCi/L	11/22/22 15:47	13982-63-3	
	Pace Analytical Services - Greensburg					
Radium-228	EPA 904.0	1.23 ± 0.540 (0.890) C:67% T:82%	pCi/L	11/22/22 15:54	15262-20-1	
	Pace Analytical Services - Greensburg					
Total Radium	Total Radium Calculation	1.82 ± 0.955 (1.09)	pCi/L	11/28/22 14:08	7440-14-4	

REPORT OF LABORATORY ANALYSIS

This report shall not be reproduced, except in full,
without the written consent of Pace Analytical Services, LLC.

QUALITY CONTROL - RADIOCHEMISTRY

Project: Harding St Profile 1 Report 2

Pace Project No.: 50330076

QC Batch: 545726

Analysis Method: EPA 904.0

QC Batch Method: EPA 904.0

Analysis Description: 904.0 Radium 228

Laboratory: Pace Analytical Services - Greensburg

Associated Lab Samples: 50330076001, 50330076002, 50330076003, 50330076004, 50330076005

METHOD BLANK: 2649659

Matrix: Water

Associated Lab Samples: 50330076001, 50330076002, 50330076003, 50330076004, 50330076005

Parameter	Act ± Unc (MDC) Carr Trac	Units	Analyzed	Qualifiers
Radium-228	0.533 ± 0.403 (0.780) C:70% T:76%	pCi/L	11/22/22 15:53	

Results presented on this page are in the units indicated by the "Units" column except where an alternate unit is presented to the right of the result.

REPORT OF LABORATORY ANALYSIS

This report shall not be reproduced, except in full,
without the written consent of Pace Analytical Services, LLC.

QUALITY CONTROL - RADIOCHEMISTRY

Project: Harding St Profile 1 Report 2

Pace Project No.: 50330076

QC Batch: 545725

Analysis Method: EPA 903.1

QC Batch Method: EPA 903.1

Analysis Description: 903.1 Radium-226

Laboratory: Pace Analytical Services - Greensburg

Associated Lab Samples: 50330076001, 50330076002, 50330076003, 50330076004, 50330076005

METHOD BLANK: 2649658

Matrix: Water

Associated Lab Samples: 50330076001, 50330076002, 50330076003, 50330076004, 50330076005

Parameter	Act ± Unc (MDC) Carr Trac	Units	Analyzed	Qualifiers
Radium-226	0.000 ± 0.304 (0.681) C:NA T:82%	pCi/L	11/22/22 15:33	

Results presented on this page are in the units indicated by the "Units" column except where an alternate unit is presented to the right of the result.

REPORT OF LABORATORY ANALYSIS

This report shall not be reproduced, except in full,
without the written consent of Pace Analytical Services, LLC.

QUALIFIERS

Project: Harding St Profile 1 Report 2

Pace Project No.: 50330076

DEFINITIONS

DF - Dilution Factor, if reported, represents the factor applied to the reported data due to dilution of the sample aliquot.

ND - Not Detected at or above adjusted reporting limit.

TNTC - Too Numerous To Count

J - Estimated concentration above the adjusted method detection limit and below the adjusted reporting limit.

MDL - Adjusted Method Detection Limit.

PQL - Practical Quantitation Limit.

RL - Reporting Limit - The lowest concentration value that meets project requirements for quantitative data with known precision and bias for a specific analyte in a specific matrix.

S - Surrogate

1,2-Diphenylhydrazine decomposes to and cannot be separated from Azobenzene using Method 8270. The result for each analyte is a combined concentration.

Consistent with EPA guidelines, unrounded data are displayed and have been used to calculate % recovery and RPD values.

LCS(D) - Laboratory Control Sample (Duplicate)

MS(D) - Matrix Spike (Duplicate)

DUP - Sample Duplicate

RPD - Relative Percent Difference

NC - Not Calculable.

SG - Silica Gel - Clean-Up

U - Indicates the compound was analyzed for, but not detected.

N-Nitrosodiphenylamine decomposes and cannot be separated from Diphenylamine using Method 8270. The result reported for each analyte is a combined concentration.

Reported results are not rounded until the final step prior to reporting. Therefore, calculated parameters that are typically reported as "Total" may vary slightly from the sum of the reported component parameters.

Act - Activity

Unc - Uncertainty: SDWA = 1.96 sigma count uncertainty, all other matrices = Expanded Uncertainty (95% confidence interval).

Gamma Spec = Expanded Uncertainty (95.4% Confidence Interval)

(MDC) - Minimum Detectable Concentration

Trac - Tracer Recovery (%)

Carr - Carrier Recovery (%)

Pace Analytical is TNI accredited. Contact your Pace PM for the current list of accredited analytes.

TNI - The NELAC Institute.

SAMPLE QUALIFIERS

Sample: 50330076001

[1] Based on review of historical results for this sample location, results for 6010 total metals originally reported as 50330076-002 have been switched to 50330076-001. FRW 6/14/23

Sample: 50330076002

[1] Based on review of historical results for this sample location, results for 6010 total metals originally reported as 50330076-001 have been switched to 50330076-002. FRW 6/14/23

ANALYTE QUALIFIERS

D3 Sample was diluted due to the presence of high levels of non-target analytes or other matrix interference.

H3 Sample was received or analysis requested beyond the recognized method holding time.

M0 Matrix spike recovery and/or matrix spike duplicate recovery was outside laboratory control limits.

N2 The lab does not hold NELAC/TNI accreditation for this parameter but other accreditations/certifications may apply. A complete list of accreditations/certifications is available upon request.

REPORT OF LABORATORY ANALYSIS

This report shall not be reproduced, except in full,
without the written consent of Pace Analytical Services, LLC.

QUALIFIERS

Project: Harding St Profile 1 Report 2

Pace Project No.: 50330076

ANALYTE QUALIFIERS

P6 Matrix spike recovery was outside laboratory control limits due to a parent sample concentration notably higher than the spike level.

REPORT OF LABORATORY ANALYSIS

This report shall not be reproduced, except in full,
without the written consent of Pace Analytical Services, LLC.

QUALITY CONTROL DATA CROSS REFERENCE TABLE

Project: Harding St Profile 1 Report 2

Pace Project No.: 50330076

Lab ID	Sample ID	QC Batch Method	QC Batch	Analytical Method	Analytical Batch
50330076001	MW-107I	EPA 9056	704768		
50330076002	MW-107D	EPA 9056	704768		
50330076003	MW-107S	EPA 9056	704768		
50330076004	DUP-3	EPA 9056	704768		
50330076005	PZ-101D	EPA 9056	704768		
50330076001	MW-107I	EPA 3010	705334	EPA 6010	706676
50330076002	MW-107D	EPA 3010	705334	EPA 6010	706676
50330076003	MW-107S	EPA 3010	705334	EPA 6010	706676
50330076004	DUP-3	EPA 3010	705334	EPA 6010	706676
50330076005	PZ-101D	EPA 3010	705334	EPA 6010	706676
50330076001	MW-107I	EPA 3010	705267	EPA 6010	706463
50330076002	MW-107D	EPA 3010	705267	EPA 6010	706463
50330076003	MW-107S	EPA 3010	705267	EPA 6010	706463
50330076004	DUP-3	EPA 3010	705267	EPA 6010	706463
50330076005	PZ-101D	EPA 3010	705267	EPA 6010	706463
50330076001	MW-107I	EPA 200.2	704687	EPA 6020	704886
50330076002	MW-107D	EPA 200.2	704687	EPA 6020	704886
50330076003	MW-107S	EPA 200.2	704687	EPA 6020	704886
50330076004	DUP-3	EPA 200.2	704687	EPA 6020	704886
50330076005	PZ-101D	EPA 200.2	704687	EPA 6020	704886
50330076001	MW-107I	EPA 903.1	545725		
50330076002	MW-107D	EPA 903.1	545725		
50330076003	MW-107S	EPA 903.1	545725		
50330076004	DUP-3	EPA 903.1	545725		
50330076005	PZ-101D	EPA 903.1	545725		
50330076001	MW-107I	EPA 904.0	545726		
50330076002	MW-107D	EPA 904.0	545726		
50330076003	MW-107S	EPA 904.0	545726		
50330076004	DUP-3	EPA 904.0	545726		
50330076005	PZ-101D	EPA 904.0	545726		
50330076001	MW-107I	Total Radium Calculation	549826		
50330076002	MW-107D	Total Radium Calculation	549826		
50330076003	MW-107S	Total Radium Calculation	549826		
50330076004	DUP-3	Total Radium Calculation	549826		
50330076005	PZ-101D	Total Radium Calculation	549826		
50330076001	MW-107I	SM 2320B	704620		
50330076002	MW-107D	SM 2320B	704620		
50330076003	MW-107S	SM 2320B	704620		
50330076004	DUP-3	SM 2320B	704620		
50330076005	PZ-101D	SM 2320B	704620		
50330076001	MW-107I	SM 2540C	704898		
50330076002	MW-107D	SM 2540C	704898		
50330076003	MW-107S	SM 2540C	704898		
50330076004	DUP-3	SM 2540C	704898		
50330076005	PZ-101D	SM 2540C	704898		

REPORT OF LABORATORY ANALYSIS

This report shall not be reproduced, except in full,
without the written consent of Pace Analytical Services, LLC.

QUALITY CONTROL DATA CROSS REFERENCE TABLE

Project: Harding St Profile 1 Report 2

Pace Project No.: 50330076

Lab ID	Sample ID	QC Batch Method	QC Batch	Analytical Method	Analytical Batch
50330076001	MW-107I	SM 4500-H+B	704643		
50330076002	MW-107D	SM 4500-H+B	704643		
50330076003	MW-107S	SM 4500-H+B	704643		
50330076004	DUP-3	SM 4500-H+B	704643		
50330076005	PZ-101D	SM 4500-H+B	704643		
50330076001	MW-107I	SM 4500-S2-D	704923		
50330076002	MW-107D	SM 4500-S2-D	704923		
50330076003	MW-107S	SM 4500-S2-D	704923		
50330076004	DUP-3	SM 4500-S2-D	704923		
50330076005	PZ-101D	SM 4500-S2-D	704923		
50330076001	MW-107I	HACH 8146	705309		
50330076002	MW-107D	HACH 8146	705309		
50330076003	MW-107S	HACH 8146	705309		
50330076004	DUP-3	HACH 8146	705309		
50330076005	PZ-101D	HACH 8146	705309		
50330076001	MW-107I	EPA 353.2	704349		
50330076002	MW-107D	EPA 353.2	704349		
50330076003	MW-107S	EPA 353.2	704349		
50330076004	DUP-3	EPA 353.2	704349		
50330076005	PZ-101D	EPA 353.2	704349		
50330076001	MW-107I	EPA 365.1	704591	EPA 365.1	705092
50330076002	MW-107D	EPA 365.1	704591	EPA 365.1	705092
50330076003	MW-107S	EPA 365.1	704591	EPA 365.1	705092
50330076004	DUP-3	EPA 365.1	704591	EPA 365.1	705092
50330076005	PZ-101D	EPA 365.1	704591	EPA 365.1	705092
50330076001	MW-107I	SM 5310C	705854		
50330076002	MW-107D	SM 5310C	705854		
50330076003	MW-107S	SM 5310C	705854		
50330076004	DUP-3	SM 5310C	705854		
50330076005	PZ-101D	SM 5310C	706420		
50330076001	MW-107I	SM 5310C	706240		
50330076002	MW-107D	SM 5310C	706240		
50330076003	MW-107S	SM 5310C	706240		
50330076004	DUP-3	SM 5310C	706240		
50330076005	PZ-101D	SM 5310C	706240		

REPORT OF LABORATORY ANALYSIS

This report shall not be reproduced, except in full,
without the written consent of Pace Analytical Services, LLC.



SAMPLE CONDITION UPON RECEIPT FORM

Date/Time and Initials of person examining contents: MCS 11/3/22 1616

1. Courier: FED EX UPS CLIENT PACE USPS OTHER _____
2. Custody Seal on Cooler/Box Present: Yes No
 (If yes)Seals Intact: Yes No (leave blank if no seals were present)
3. Thermometer: **1 2 3 4 5 6 A B C D E F**
4. Cooler Temperature(s): 1.8/0.9 1.9/1.0 1.7/0.6 _____
 (Initial/Corrected) RECORD TEMPS OF ALL COOLERS RECEIVED (use Comments below to add more)

5. Packing Material: Bubble Wrap Bubble Bags
 None Other _____
6. Ice Type: Wet Blue None
7. If temp. is over 6°C or under 0°C, was the PM notified?: Yes No
 Cooler temp should be above freezing to 6°C

All discrepancies will be written out in the comments section below.

	Yes	No		Yes	No	N/A
USDA Regulated Soils? (HI, ID, NY, WA, OR, CA, NM, TX, OK, AR, LA, TN, AL, MS, NC, SC, GA, FL, or Puerto Rico)		-	All containers needing acid/base preservation have been pH CHECKED?: Exceptions: VOA, coliform, LLHg, O&G, RAD CHEM, and any container with a septum cap or preserved with HCl.			
Short Hold Time Analysis (48 hours or less)? Analysis: <u>N02/N03</u>	-		Circle: HNO3 (<2) H2SO4 (<2) NaOH (>10) NaOH/ZnAc (>9) Any non-conformance to pH recommendations will be noted on the container count form	✓		
Time 5035A TC placed in Freezer or Short Holds To Lab Time: <u>1700</u>			Residual Chlorine Check (SVOC 625 Pest/PCB 608)	Present	Absent	N/A
Rush TAT Requested (4 days or less):		-	Residual Chlorine Check (Total/Amenable/Free Cyanide)			-
Custody Signatures Present?	-		Headspace Wisconsin Sulfide?			-
Containers Intact?:	-		Headspace in VOA Vials (>6mm): See Containter Count form for details	Present	Absent	No VOA Vials Sent
Sample Label (IDs/Dates/Times) Match COC?: Except TCs, which only require sample ID	-		Trip Blank Present?		-	
Extra labels on Terracore Vials? (soils only)			Trip Blank Custody Seals?:			-

COMMENTS: "mw-1071" BP3S & BP3U caps switched (MCS 11/3/22)

March 13, 2023

Mr. Mark Breting
ATC Group Services
7988 Centerpoint Drive
Suite 100
Indianapolis, IN 46256

RE: Project: Harding St Profile 1 Report 1
Pace Project No.: 50330084

Dear Mr. Breting:

Enclosed are the analytical results for sample(s) received by the laboratory on November 03, 2022. The results relate only to the samples included in this report. Results reported herein conform to the applicable TNI/NELAC Standards and the laboratory's Quality Manual, where applicable, unless otherwise noted in the body of the report.

The test results provided in this final report were generated by each of the following laboratories within the Pace Network:

- Pace Analytical Services - Indianapolis
- Pace Analytical Services - Greensburg

If you have any questions concerning this report, please feel free to contact me.

Sincerely,



Will Statz
will.statz@pacelabs.com
(317)228-3105
Project Manager

Enclosures

cc: Mr. Robert Miller, Haley & Aldrich



REPORT OF LABORATORY ANALYSIS

This report shall not be reproduced, except in full,
without the written consent of Pace Analytical Services, LLC.

CERTIFICATIONS

Project: Harding St Profile 1 Report 1

Pace Project No.: 50330084

Pace Analytical Services Pennsylvania

1638 Roseytown Rd Suites 2,3&4, Greensburg, PA 15601

ANAB DOD-ELAP Rad Accreditation #: L2417

Alabama Certification #: 41590

Arizona Certification #: AZ0734

Arkansas Certification

California Certification #: 04222CA

Colorado Certification #: PA01547

Connecticut Certification #: PH-0694

Delaware Certification

EPA Region 4 DW Rad

Florida/TNI Certification #: E87683

Georgia Certification #: C040

Florida: Cert E871149 SEKS WET

Guam Certification

Hawaii Certification

Idaho Certification

Illinois Certification

Indiana Certification

Iowa Certification #: 391

Kansas/TNI Certification #: E-10358

Kentucky Certification #: KY90133

KY WW Permit #: KY0098221

KY WW Permit #: KY0000221

Louisiana DHH/TNI Certification #: LA180012

Louisiana DEQ/TNI Certification #: 4086

Maine Certification #: 2017020

Maryland Certification #: 308

Massachusetts Certification #: M-PA1457

Michigan/PADEP Certification #: 9991

Missouri Certification #: 235

Montana Certification #: Cert0082

Nebraska Certification #: NE-OS-29-14

Nevada Certification #: PA014572018-1

New Hampshire/TNI Certification #: 297617

New Jersey/TNI Certification #: PA051

New Mexico Certification #: PA01457

New York/TNI Certification #: 10888

North Carolina Certification #: 42706

North Dakota Certification #: R-190

Ohio EPA Rad Approval: #41249

Oregon/TNI Certification #: PA200002-010

Pennsylvania/TNI Certification #: 65-00282

Puerto Rico Certification #: PA01457

Rhode Island Certification #: 65-00282

South Dakota Certification

Tennessee Certification #: 02867

Texas/TNI Certification #: T104704188-17-3

Utah/TNI Certification #: PA014572017-9

USDA Soil Permit #: P330-17-00091

Vermont Dept. of Health: ID# VT-0282

Virgin Island/PADEP Certification

Virginia/VELAP Certification #: 460198

Washington Certification #: C868

West Virginia DEP Certification #: 143

West Virginia DHHR Certification #: 9964C

Wisconsin Approve List for Rad

Wyoming Certification #: 8TMS-L

Pace Analytical Services Indianapolis

7726 Moller Road, Indianapolis, IN 46268

Illinois Accreditation #: 200074

Indiana Drinking Water Laboratory #: C-49-06

Kansas/TNI Certification #: E-10177

Kentucky UST Agency Interest #: 80226

Kentucky WW Laboratory ID #: 98019

Michigan Drinking Water Laboratory #9050

Ohio VAP Certified Laboratory #: CL0065

Oklahoma Laboratory #: 9204

Texas Certification #: T104704355

Wisconsin Laboratory #: 999788130

USDA Foreign Soil Permit #: 525-23-13-23119

USDA Compliance Agreement #: IN-SL-22-001

REPORT OF LABORATORY ANALYSIS

This report shall not be reproduced, except in full,
without the written consent of Pace Analytical Services, LLC.

SAMPLE SUMMARY

Project: Harding St Profile 1 Report 1

Pace Project No.: 50330084

Lab ID	Sample ID	Matrix	Date Collected	Date Received
50330084001	MW-9D	Water	11/02/22 12:05	11/03/22 15:45
50330084002	MW-9I	Water	11/02/22 13:45	11/03/22 15:45
50330084003	MW-12D	Water	11/02/22 15:15	11/03/22 15:45
50330084004	MW-7S	Water	11/02/22 11:15	11/03/22 15:45
50330084005	MW-7D	Water	11/02/22 12:35	11/03/22 15:45
50330084006	MW-6S	Water	11/02/22 13:56	11/03/22 15:45
50330084007	DUP-1	Water	11/02/22 00:00	11/03/22 15:45

REPORT OF LABORATORY ANALYSIS

This report shall not be reproduced, except in full,
without the written consent of Pace Analytical Services, LLC.

SAMPLE ANALYTE COUNT

Project: Harding St Profile 1 Report 1

Pace Project No.: 50330084

Lab ID	Sample ID	Method	Analysts	Analytes Reported	Laboratory
50330084001	MW-9D	EPA 9056	RMR	3	PASI-I
		EPA 6010	MTM	15	PASI-I
		EPA 6010	DJS	3	PASI-I
		EPA 6020	DMT	4	PASI-I
		EPA 903.1	CLM	1	PASI-PA
		EPA 904.0	JJS1	1	PASI-PA
		Total Radium Calculation	JAL	1	PASI-PA
		SM 2320B	TAY	3	PASI-I
		SM 2540C	AEL	1	PASI-I
		SM 4500-H+B	TRK	1	PASI-I
		SM 4500-S2-D	BEP	1	PASI-I
		HACH 8146	ZM	1	PASI-I
		EPA 353.2	MMS	2	PASI-I
		EPA 365.1	MMS	1	PASI-I
		SM 5310C	ATS	1	PASI-I
		SM 5310C	ATS	1	PASI-I
		50330084002	MW-9I	EPA 9056	RMR
EPA 6010	MTM			15	PASI-I
EPA 6010	DJS			3	PASI-I
EPA 6020	DMT			4	PASI-I
EPA 903.1	CLM			1	PASI-PA
EPA 904.0	JJS1			1	PASI-PA
Total Radium Calculation	JAL			1	PASI-PA
SM 2320B	TAY			3	PASI-I
SM 2540C	AEL			1	PASI-I
SM 4500-H+B	TRK			1	PASI-I
SM 4500-S2-D	BEP			1	PASI-I
HACH 8146	ZM			1	PASI-I
EPA 353.2	MMS			2	PASI-I
EPA 365.1	MMS			1	PASI-I
SM 5310C	ATS			1	PASI-I
SM 5310C	ATS			1	PASI-I
50330084003	MW-12D			EPA 9056	RMR
		EPA 6010	MTM	15	PASI-I
		EPA 6010	DJS	3	PASI-I
		EPA 6020	DMT	4	PASI-I
		EPA 903.1	CLM	1	PASI-PA

REPORT OF LABORATORY ANALYSIS

This report shall not be reproduced, except in full,
without the written consent of Pace Analytical Services, LLC.

SAMPLE ANALYTE COUNT

Project: Harding St Profile 1 Report 1

Pace Project No.: 50330084

Lab ID	Sample ID	Method	Analysts	Analytes Reported	Laboratory
50330084004	MW-7S	EPA 904.0	JJS1	1	PASI-PA
		Total Radium Calculation	JAL	1	PASI-PA
		SM 2320B	TAY	3	PASI-I
		SM 2540C	AEL	1	PASI-I
		SM 4500-H+B	TRK	1	PASI-I
		SM 4500-S2-D	BEP	1	PASI-I
		HACH 8146	ZM	1	PASI-I
		EPA 353.2	MMS	2	PASI-I
		EPA 365.1	MMS	1	PASI-I
		SM 5310C	ATS	1	PASI-I
		SM 5310C	ATS	1	PASI-I
		EPA 9056	RMR	3	PASI-I
		EPA 6010	MTM	15	PASI-I
		EPA 6010	DJS	3	PASI-I
		EPA 6020	DMT	4	PASI-I
		EPA 903.1	CLM	1	PASI-PA
		EPA 904.0	JJS1	1	PASI-PA
		Total Radium Calculation	JAL	1	PASI-PA
		SM 2320B	TAY	3	PASI-I
		SM 2540C	AEL	1	PASI-I
SM 4500-H+B	TRK	1	PASI-I		
SM 4500-S2-D	BEP	1	PASI-I		
HACH 8146	ZM	1	PASI-I		
EPA 353.2	MMS	2	PASI-I		
EPA 365.1	MMS	1	PASI-I		
SM 5310C	ATS	1	PASI-I		
SM 5310C	ATS	1	PASI-I		
50330084005	MW-7D	EPA 9056	RMR	3	PASI-I
		EPA 6010	MTM	15	PASI-I
		EPA 6010	DJS	3	PASI-I
		EPA 6020	DMT	4	PASI-I
		EPA 903.1	CLM	1	PASI-PA
		EPA 904.0	JJS1	1	PASI-PA
		Total Radium Calculation	JAL	1	PASI-PA
		SM 2320B	TAY	3	PASI-I
		SM 2540C	AEL	1	PASI-I
		SM 4500-H+B	TRK	1	PASI-I

REPORT OF LABORATORY ANALYSIS

This report shall not be reproduced, except in full,
without the written consent of Pace Analytical Services, LLC.

SAMPLE ANALYTE COUNT

Project: Harding St Profile 1 Report 1

Pace Project No.: 50330084

Lab ID	Sample ID	Method	Analysts	Analytes Reported	Laboratory		
50330084006	MW-6S	SM 4500-S2-D	BEP	1	PASI-I		
		HACH 8146	ZM	1	PASI-I		
		EPA 353.2	MMS	2	PASI-I		
		EPA 365.1	MMS	1	PASI-I		
		SM 5310C	ATS	1	PASI-I		
		SM 5310C	ATS	1	PASI-I		
		EPA 9056	RMR	3	PASI-I		
		EPA 6010	MTM	15	PASI-I		
		EPA 6010	DJS	3	PASI-I		
		EPA 6020	DMT	4	PASI-I		
		EPA 903.1	CLM	1	PASI-PA		
		EPA 904.0	JJS1	1	PASI-PA		
		Total Radium Calculation	JAL	1	PASI-PA		
		SM 2320B	TAY	3	PASI-I		
		SM 2540C	AEL	1	PASI-I		
		SM 4500-H+B	TRK	1	PASI-I		
		SM 4500-S2-D	BEP	1	PASI-I		
		HACH 8146	ZM	1	PASI-I		
		50330084007	DUP-1	EPA 353.2	MMS	2	PASI-I
				EPA 365.1	MMS	1	PASI-I
SM 5310C	ATS			1	PASI-I		
SM 5310C	ATS			1	PASI-I		
EPA 9056	RMR			3	PASI-I		
EPA 6010	MTM			15	PASI-I		
EPA 6010	DJS			3	PASI-I		
EPA 6020	DMT			4	PASI-I		
EPA 903.1	CLM			1	PASI-PA		
EPA 904.0	JJS1			1	PASI-PA		
Total Radium Calculation	JAL			1	PASI-PA		
SM 2320B	TAY			3	PASI-I		
SM 2540C	AEL			1	PASI-I		
SM 4500-H+B	TRK			1	PASI-I		
SM 4500-S2-D	BEP			1	PASI-I		
HACH 8146	ZM			1	PASI-I		
EPA 353.2	MMS			2	PASI-I		
EPA 365.1	MMS			1	PASI-I		
SM 5310C	ATS			1	PASI-I		

REPORT OF LABORATORY ANALYSIS

This report shall not be reproduced, except in full,
without the written consent of Pace Analytical Services, LLC.

SAMPLE ANALYTE COUNT

Project: Harding St Profile 1 Report 1

Pace Project No.: 50330084

Lab ID	Sample ID	Method	Analysts	Analytes Reported	Laboratory
		SM 5310C	ATS	1	PASI-I

PASI-I = Pace Analytical Services - Indianapolis

PASI-PA = Pace Analytical Services - Greensburg

REPORT OF LABORATORY ANALYSIS

This report shall not be reproduced, except in full,
without the written consent of Pace Analytical Services, LLC.

SUMMARY OF DETECTION

Project: Harding St Profile 1 Report 1

Pace Project No.: 50330084

Lab Sample ID	Client Sample ID	Result	Units	Report Limit	Analyzed	Qualifiers
Method	Parameters					
50330084001	MW-9D					
EPA 9056	Chloride	86.4	mg/L	25.0	11/09/22 01:53	
EPA 9056	Fluoride	0.45	mg/L	0.10	11/09/22 01:36	
EPA 9056	Sulfate	127	mg/L	25.0	11/09/22 01:53	
EPA 6010	Barium	47.4	ug/L	10.0	11/16/22 12:22	
EPA 6010	Boron	1140	ug/L	100	11/16/22 12:22	
EPA 6010	Calcium	108000	ug/L	1000	11/16/22 12:22	
EPA 6010	Iron	1530	ug/L	100	11/16/22 12:22	
EPA 6010	Magnesium	26600	ug/L	1000	11/16/22 12:22	
EPA 6010	Manganese	224	ug/L	10.0	11/16/22 12:22	
EPA 6010	Molybdenum	53.2	ug/L	10.0	11/16/22 12:22	
EPA 6010	Potassium	5800	ug/L	1000	11/16/22 12:22	
EPA 6010	Silica	11500	ug/L	450	11/16/22 12:22	N2
EPA 6010	Sodium	73300	ug/L	1000	11/16/22 12:22	
EPA 6010	Iron, Dissolved	1430	ug/L	100	11/15/22 14:55	
EPA 6010	Manganese, Dissolved	216	ug/L	10.0	11/15/22 14:55	
EPA 6010	Molybdenum, Dissolved	51.1	ug/L	10.0	11/15/22 14:55	
EPA 6020	Arsenic	17.8	ug/L	1.0	11/08/22 09:36	
EPA 903.1	Radium-226	0.0564 ± 0.398 (0.795)	pCi/L		11/28/22 13:41	
EPA 904.0	Radium-228	C:NA T:90% 0.316 ± 0.344 (0.718)	pCi/L		11/23/22 11:29	
		C:80% T:86%				
Total Radium Calculation	Total Radium	0.372 ± 0.742 (1.51)	pCi/L		11/28/22 14:44	
SM 2320B	Alkalinity, Total as CaCO3	249	mg/L	10.0	11/07/22 15:21	
SM 2320B	Alkalinity,Bicarbonate (CaCO3)	249	mg/L	10.0	11/07/22 15:21	
SM 2540C	Total Dissolved Solids	579	mg/L	10.0	11/08/22 09:58	
SM 4500-H+B	pH at 25 Degrees C	7.6	Std. Units	0.10	11/07/22 15:30	H3
EPA 365.1	Phosphate as P04	0.35	mg/L	0.15	11/08/22 19:07	
SM 5310C	Total Organic Carbon	1.3	mg/L	1.0	11/17/22 23:18	
SM 5310C	Dissolved Organic Carbon	2.5	mg/L	1.0	11/17/22 10:31	
50330084002	MW-9I					
EPA 9056	Chloride	85.2	mg/L	2.5	11/09/22 02:26	
EPA 9056	Fluoride	0.97	mg/L	0.10	11/09/22 02:09	
EPA 9056	Sulfate	98.5	mg/L	2.5	11/09/22 02:26	
EPA 6010	Barium	70.4	ug/L	10.0	11/16/22 12:24	
EPA 6010	Boron	1700	ug/L	100	11/16/22 12:24	
EPA 6010	Calcium	96500	ug/L	1000	11/16/22 12:24	
EPA 6010	Iron	837	ug/L	100	11/16/22 12:24	
EPA 6010	Lithium	22.3	ug/L	20.0	11/16/22 12:24	
EPA 6010	Magnesium	23700	ug/L	1000	11/16/22 12:24	
EPA 6010	Manganese	200	ug/L	10.0	11/16/22 12:24	
EPA 6010	Molybdenum	122	ug/L	10.0	11/16/22 12:24	
EPA 6010	Potassium	5710	ug/L	1000	11/16/22 12:24	

REPORT OF LABORATORY ANALYSIS

This report shall not be reproduced, except in full,
without the written consent of Pace Analytical Services, LLC.

SUMMARY OF DETECTION

Project: Harding St Profile 1 Report 1

Pace Project No.: 50330084

Lab Sample ID	Client Sample ID	Result	Units	Report Limit	Analyzed	Qualifiers
Method	Parameters					
50330084002	MW-9I					
EPA 6010	Silica	11000	ug/L	450	11/16/22 12:24	N2
EPA 6010	Sodium	72000	ug/L	1000	11/16/22 12:24	
EPA 6010	Iron, Dissolved	806	ug/L	100	11/15/22 14:58	
EPA 6010	Manganese, Dissolved	199	ug/L	10.0	11/15/22 14:58	
EPA 6010	Molybdenum, Dissolved	122	ug/L	10.0	11/15/22 14:58	
EPA 6020	Arsenic	16.6	ug/L	1.0	11/08/22 09:40	
EPA 903.1	Radium-226	0.498 ± 0.476 (0.725)	pCi/L		11/28/22 13:41	
EPA 904.0	Radium-228	C:NA T:93% 0.199 ± 0.326 (0.708)	pCi/L		11/23/22 11:29	
		C:79% T:90%				
Total Radium Calculation	Total Radium	0.697 ± 0.802 (1.43)	pCi/L		11/28/22 14:44	
SM 2320B	Alkalinity, Total as CaCO3	267	mg/L	10.0	11/07/22 15:21	
SM 2320B	Alkalinity,Bicarbonate (CaCO3)	252	mg/L	10.0	11/07/22 15:21	
SM 2320B	Alkalinity,Carbonate (CaCO3)	15.4	mg/L	10.0	11/07/22 15:21	
SM 2540C	Total Dissolved Solids	536	mg/L	10.0	11/08/22 09:58	
SM 4500-H+B	pH at 25 Degrees C	7.7	Std. Units	0.10	11/07/22 16:15	H3
SM 5310C	Dissolved Organic Carbon	1.5	mg/L	1.0	11/16/22 03:02	
50330084003	MW-12D					
EPA 9056	Chloride	146	mg/L	25.0	11/09/22 03:15	
EPA 9056	Fluoride	1.5	mg/L	0.10	11/09/22 02:59	
EPA 9056	Sulfate	533	mg/L	25.0	11/09/22 03:15	
EPA 6010	Barium	25.5	ug/L	10.0	11/16/22 12:30	
EPA 6010	Boron	6720	ug/L	100	11/16/22 12:30	
EPA 6010	Calcium	221000	ug/L	2000	11/16/22 15:36	
EPA 6010	Iron	2430	ug/L	100	11/16/22 12:30	
EPA 6010	Lithium	77.2	ug/L	20.0	11/16/22 12:30	
EPA 6010	Magnesium	51100	ug/L	1000	11/16/22 12:30	
EPA 6010	Manganese	312	ug/L	10.0	11/16/22 12:30	
EPA 6010	Molybdenum	166	ug/L	10.0	11/16/22 12:30	
EPA 6010	Potassium	11700	ug/L	1000	11/16/22 12:30	
EPA 6010	Silica	14200	ug/L	450	11/16/22 12:30	N2
EPA 6010	Sodium	135000	ug/L	1000	11/16/22 12:30	
EPA 6010	Iron, Dissolved	2350	ug/L	100	11/15/22 15:01	
EPA 6010	Manganese, Dissolved	326	ug/L	10.0	11/15/22 15:01	
EPA 6010	Molybdenum, Dissolved	169	ug/L	10.0	11/15/22 15:01	
EPA 6020	Arsenic	360	ug/L	5.0	11/09/22 07:45	
EPA 903.1	Radium-226	0.355 ± 0.494 (0.835)	pCi/L		11/28/22 13:41	
		C:NA T:90%				

REPORT OF LABORATORY ANALYSIS

This report shall not be reproduced, except in full,
without the written consent of Pace Analytical Services, LLC.

SUMMARY OF DETECTION

Project: Harding St Profile 1 Report 1

Pace Project No.: 50330084

Lab Sample ID	Client Sample ID	Result	Units	Report Limit	Analyzed	Qualifiers
Method	Parameters					
50330084003	MW-12D					
EPA 904.0	Radium-228	0.663 ± 0.363 (0.649) C:80% T:88%	pCi/L		11/23/22 11:29	
Total Radium Calculation	Total Radium	1.02 ± 0.857 (1.48)	pCi/L		11/28/22 14:44	
SM 2320B	Alkalinity, Total as CaCO3	259	mg/L	10.0	11/07/22 15:21	
SM 2320B	Alkalinity,Bicarbonate (CaCO3)	259	mg/L	10.0	11/07/22 15:21	
SM 2540C	Total Dissolved Solids	1330	mg/L	20.0	11/08/22 09:59	
SM 4500-H+B	pH at 25 Degrees C	7.5	Std. Units	0.10	11/07/22 16:17	H3
EPA 365.1	Phosphate as P04	0.37	mg/L	0.15	11/08/22 19:11	
SM 5310C	Total Organic Carbon	1.3	mg/L	1.0	11/18/22 00:04	
SM 5310C	Dissolved Organic Carbon	1.5	mg/L	1.0	11/16/22 04:41	
50330084004	MW-7S					
EPA 9056	Chloride	166	mg/L	25.0	11/09/22 04:21	
EPA 9056	Fluoride	0.58	mg/L	0.10	11/09/22 04:05	
EPA 9056	Sulfate	562	mg/L	25.0	11/09/22 04:21	
EPA 6010	Barium	41.8	ug/L	10.0	11/16/22 12:32	
EPA 6010	Boron	13600	ug/L	100	11/16/22 12:32	
EPA 6010	Calcium	224000	ug/L	2000	11/16/22 15:38	
EPA 6010	Iron	2740	ug/L	100	11/16/22 12:32	
EPA 6010	Lithium	86.8	ug/L	20.0	11/16/22 12:32	
EPA 6010	Magnesium	48100	ug/L	1000	11/16/22 12:32	
EPA 6010	Manganese	415	ug/L	10.0	11/16/22 12:32	
EPA 6010	Molybdenum	605	ug/L	10.0	11/16/22 12:32	
EPA 6010	Potassium	16600	ug/L	1000	11/16/22 12:32	
EPA 6010	Silica	13800	ug/L	450	11/16/22 12:32	N2
EPA 6010	Sodium	166000	ug/L	1000	11/16/22 12:32	
EPA 6010	Iron, Dissolved	2730	ug/L	100	11/15/22 15:04	
EPA 6010	Manganese, Dissolved	417	ug/L	10.0	11/15/22 15:04	
EPA 6010	Molybdenum, Dissolved	594	ug/L	10.0	11/15/22 15:04	
EPA 6020	Arsenic	388	ug/L	5.0	11/09/22 07:48	
EPA 903.1	Radium-226	0.420 ± 0.458 (0.721) C:NA T:95%	pCi/L		11/28/22 13:41	
EPA 904.0	Radium-228	0.882 ± 0.386 (0.627) C:82% T:91%	pCi/L		11/23/22 11:29	
Total Radium Calculation	Total Radium	1.30 ± 0.844 (1.35)	pCi/L		11/28/22 14:44	
SM 2320B	Alkalinity, Total as CaCO3	228	mg/L	10.0	11/07/22 15:21	
SM 2320B	Alkalinity,Bicarbonate (CaCO3)	228	mg/L	10.0	11/07/22 15:21	
SM 2540C	Total Dissolved Solids	1410	mg/L	20.0	11/08/22 09:59	
SM 4500-H+B	pH at 25 Degrees C	7.6	Std. Units	0.10	11/07/22 16:18	H3

REPORT OF LABORATORY ANALYSIS

This report shall not be reproduced, except in full,
without the written consent of Pace Analytical Services, LLC.

SUMMARY OF DETECTION

Project: Harding St Profile 1 Report 1

Pace Project No.: 50330084

Lab Sample ID	Client Sample ID	Result	Units	Report Limit	Analyzed	Qualifiers
Method	Parameters					
50330084004	MW-7S					
EPA 365.1	Phosphate as P04	0.75	mg/L	0.15	11/08/22 19:11	
SM 5310C	Total Organic Carbon	1.9	mg/L	1.0	11/18/22 00:24	
SM 5310C	Dissolved Organic Carbon	2.1	mg/L	1.0	11/16/22 05:01	
50330084005	MW-7D					
EPA 9056	Chloride	150	mg/L	25.0	11/09/22 04:54	
EPA 9056	Fluoride	0.46	mg/L	0.10	11/09/22 04:38	
EPA 9056	Sulfate	568	mg/L	25.0	11/09/22 04:54	
EPA 6010	Barium	42.9	ug/L	10.0	11/16/22 12:34	
EPA 6010	Boron	13900	ug/L	100	11/16/22 12:34	
EPA 6010	Calcium	224000	ug/L	2000	11/16/22 15:40	
EPA 6010	Iron	2310	ug/L	100	11/16/22 12:34	
EPA 6010	Lithium	93.7	ug/L	20.0	11/16/22 12:34	
EPA 6010	Magnesium	49400	ug/L	1000	11/16/22 12:34	
EPA 6010	Manganese	489	ug/L	10.0	11/16/22 12:34	
EPA 6010	Molybdenum	632	ug/L	10.0	11/16/22 12:34	
EPA 6010	Potassium	17100	ug/L	1000	11/16/22 12:34	
EPA 6010	Silica	13500	ug/L	450	11/16/22 12:34	N2
EPA 6010	Sodium	167000	ug/L	1000	11/16/22 12:34	
EPA 6010	Iron, Dissolved	2100	ug/L	100	11/15/22 15:07	
EPA 6010	Manganese, Dissolved	462	ug/L	10.0	11/15/22 15:07	
EPA 6010	Molybdenum, Dissolved	590	ug/L	10.0	11/15/22 15:07	
EPA 6020	Arsenic	438	ug/L	5.0	11/09/22 07:51	
EPA 903.1	Radium-226	0.118 ± 0.491 (0.936)	pCi/L		11/28/22 13:41	
EPA 904.0	Radium-228	C:NA T:89% 0.588 ± 0.372 (0.701)	pCi/L		11/23/22 11:29	
		C:78% T:89%				
Total Radium Calculation	Total Radium	0.706 ± 0.863 (1.64)	pCi/L		11/28/22 14:44	
SM 2320B	Alkalinity, Total as CaCO3	233	mg/L	10.0	11/07/22 19:02	
SM 2320B	Alkalinity,Bicarbonate (CaCO3)	233	mg/L	10.0	11/07/22 19:02	
SM 2540C	Total Dissolved Solids	1400	mg/L	20.0	11/08/22 09:59	
SM 4500-H+B	pH at 25 Degrees C	7.6	Std. Units	0.10	11/07/22 16:19	H3
EPA 365.1	Phosphate as P04	0.92	mg/L	0.15	11/08/22 19:12	
SM 5310C	Total Organic Carbon	1.9	mg/L	1.0	11/18/22 00:44	
SM 5310C	Dissolved Organic Carbon	2.0	mg/L	1.0	11/16/22 05:21	
50330084006	MW-6S					
EPA 9056	Chloride	134	mg/L	25.0	11/09/22 05:27	
EPA 9056	Fluoride	1.5	mg/L	0.10	11/09/22 05:11	
EPA 9056	Sulfate	395	mg/L	25.0	11/09/22 05:27	
EPA 6010	Barium	91.4	ug/L	10.0	11/16/22 12:37	
EPA 6010	Boron	8100	ug/L	100	11/16/22 12:37	
EPA 6010	Calcium	212000	ug/L	2000	11/16/22 15:43	

REPORT OF LABORATORY ANALYSIS

This report shall not be reproduced, except in full,
without the written consent of Pace Analytical Services, LLC.

SUMMARY OF DETECTION

Project: Harding St Profile 1 Report 1

Pace Project No.: 50330084

Lab Sample ID	Client Sample ID	Result	Units	Report Limit	Analyzed	Qualifiers
Method	Parameters					
50330084006	MW-6S					
EPA 6010	Iron	9310	ug/L	100	11/16/22 12:37	
EPA 6010	Lithium	48.7	ug/L	20.0	11/16/22 12:37	
EPA 6010	Magnesium	58000	ug/L	1000	11/16/22 12:37	
EPA 6010	Manganese	1710	ug/L	10.0	11/16/22 12:37	
EPA 6010	Molybdenum	211	ug/L	10.0	11/16/22 12:37	
EPA 6010	Potassium	10600	ug/L	1000	11/16/22 12:37	
EPA 6010	Silica	13000	ug/L	450	11/16/22 12:37	N2
EPA 6010	Sodium	140000	ug/L	1000	11/16/22 12:37	
EPA 6010	Iron, Dissolved	8740	ug/L	100	11/15/22 15:09	
EPA 6010	Manganese, Dissolved	1800	ug/L	10.0	11/15/22 15:09	
EPA 6010	Molybdenum, Dissolved	222	ug/L	10.0	11/15/22 15:09	
EPA 6020	Arsenic	13.0	ug/L	1.0	11/08/22 10:12	
EPA 6020	Cobalt	1.9	ug/L	1.0	11/08/22 10:12	
EPA 903.1	Radium-226	0.270 ± 0.411 (0.708)	pCi/L		11/28/22 13:41	
EPA 904.0	Radium-228	0.132 ± 0.329 (0.735)	pCi/L		11/23/22 11:29	
		C:NA T:96%				
		C:73%				
		T:89%				
Total Radium Calculation	Total Radium	0.402 ± 0.740 (1.44)	pCi/L		11/28/22 14:44	
SM 2320B	Alkalinity, Total as CaCO3	416	mg/L	10.0	11/07/22 19:02	
SM 2320B	Alkalinity,Bicarbonate (CaCO3)	416	mg/L	10.0	11/07/22 19:02	
SM 2540C	Total Dissolved Solids	1290	mg/L	20.0	11/08/22 09:59	
SM 4500-H+B	pH at 25 Degrees C	7.2	Std. Units	0.10	11/07/22 16:20	H3
EPA 365.1	Phosphate as P04	0.66	mg/L	0.15	11/08/22 19:12	
SM 5310C	Total Organic Carbon	1.8	mg/L	1.0	11/18/22 01:43	
SM 5310C	Dissolved Organic Carbon	1.9	mg/L	1.0	11/16/22 05:41	
50330084007	DUP-1					
EPA 9056	Chloride	233	mg/L	25.0	11/09/22 06:00	
EPA 9056	Fluoride	1.4	mg/L	0.10	11/09/22 05:44	
EPA 9056	Sulfate	411	mg/L	25.0	11/09/22 06:00	
EPA 6010	Barium	93.1	ug/L	10.0	11/16/22 12:39	
EPA 6010	Boron	8210	ug/L	100	11/16/22 12:39	
EPA 6010	Calcium	220000	ug/L	2000	11/16/22 15:45	
EPA 6010	Iron	9550	ug/L	100	11/16/22 12:39	
EPA 6010	Lithium	54.1	ug/L	20.0	11/16/22 12:39	
EPA 6010	Magnesium	58500	ug/L	1000	11/16/22 12:39	
EPA 6010	Manganese	1720	ug/L	10.0	11/16/22 12:39	
EPA 6010	Molybdenum	215	ug/L	10.0	11/16/22 12:39	
EPA 6010	Potassium	10700	ug/L	1000	11/16/22 12:39	
EPA 6010	Silica	13300	ug/L	450	11/16/22 12:39	N2
EPA 6010	Sodium	142000	ug/L	1000	11/16/22 12:39	
EPA 6010	Iron, Dissolved	8360	ug/L	100	11/15/22 15:12	
EPA 6010	Manganese, Dissolved	1720	ug/L	10.0	11/15/22 15:12	

REPORT OF LABORATORY ANALYSIS

This report shall not be reproduced, except in full,
without the written consent of Pace Analytical Services, LLC.

SUMMARY OF DETECTION

Project: Harding St Profile 1 Report 1

Pace Project No.: 50330084

Lab Sample ID Method	Client Sample ID Parameters	Result	Units	Report Limit	Analyzed	Qualifiers
50330084007	DUP-1					
EPA 6010	Molybdenum, Dissolved	209	ug/L	10.0	11/15/22 15:12	
EPA 6020	Arsenic	13.7	ug/L	1.0	11/08/22 10:16	
EPA 6020	Cobalt	1.8	ug/L	1.0	11/08/22 10:16	
EPA 903.1	Radium-226	-0.0612 ± 0.465 (0.971)	pCi/L		11/28/22 13:41	
EPA 904.0	Radium-228	C:NA T:92% 0.674 ± 0.367 (0.655)	pCi/L		11/23/22 14:31	
Total Radium Calculation	Total Radium	C:83% T:87% 0.674 ± 0.832 (1.63)	pCi/L		11/28/22 14:44	
SM 2320B	Alkalinity, Total as CaCO3	410	mg/L	10.0	11/07/22 19:02	
SM 2320B	Alkalinity,Bicarbonate (CaCO3)	410	mg/L	10.0	11/07/22 19:02	
SM 2540C	Total Dissolved Solids	1250	mg/L	20.0	11/08/22 10:00	
SM 4500-H+B	pH at 25 Degrees C	7.2	Std. Units	0.10	11/07/22 16:21	H3
EPA 365.1	Phosphate as P04	0.62	mg/L	0.15	11/08/22 19:13	
SM 5310C	Total Organic Carbon	1.8	mg/L	1.0	11/18/22 02:09	
SM 5310C	Dissolved Organic Carbon	1.8	mg/L	1.0	11/16/22 06:01	

REPORT OF LABORATORY ANALYSIS

This report shall not be reproduced, except in full,
without the written consent of Pace Analytical Services, LLC.

ANALYTICAL RESULTS

Project: Harding St Profile 1 Report 1

Pace Project No.: 50330084

Sample: MW-9D		Lab ID: 50330084001		Collected: 11/02/22 12:05		Received: 11/03/22 15:45		Matrix: Water	
Parameters	Results	Units	Report Limit	MDL	DF	Prepared	Analyzed	CAS No.	Qual
9056 IC Anions		Analytical Method: EPA 9056 Pace Analytical Services - Indianapolis							
Chloride	86.4	mg/L	25.0	6.7	100		11/09/22 01:53	16887-00-6	
Fluoride	0.45	mg/L	0.10	0.017	1		11/09/22 01:36	16984-48-8	
Sulfate	127	mg/L	25.0	8.5	100		11/09/22 01:53	14808-79-8	
6010 MET ICP		Analytical Method: EPA 6010 Preparation Method: EPA 3010 Pace Analytical Services - Indianapolis							
Aluminum	ND	ug/L	200	55.4	1	11/12/22 06:35	11/16/22 12:22	7429-90-5	
Barium	47.4	ug/L	10.0	2.1	1	11/12/22 06:35	11/16/22 12:22	7440-39-3	
Boron	1140	ug/L	100	37.6	1	11/12/22 06:35	11/16/22 12:22	7440-42-8	
Cadmium	ND	ug/L	2.0	0.66	1	11/12/22 06:35	11/16/22 12:22	7440-43-9	
Calcium	108000	ug/L	1000	163	1	11/12/22 06:35	11/16/22 12:22	7440-70-2	
Chromium	ND	ug/L	10.0	0.97	1	11/12/22 06:35	11/16/22 12:22	7440-47-3	
Iron	1530	ug/L	100	48.8	1	11/12/22 06:35	11/16/22 12:22	7439-89-6	
Lead	ND	ug/L	10.0	2.6	1	11/12/22 06:35	11/16/22 12:22	7439-92-1	
Lithium	ND	ug/L	20.0	6.2	1	11/12/22 06:35	11/16/22 12:22	7439-93-2	
Magnesium	26600	ug/L	1000	71.8	1	11/12/22 06:35	11/16/22 12:22	7439-95-4	
Manganese	224	ug/L	10.0	2.5	1	11/12/22 06:35	11/16/22 12:22	7439-96-5	
Molybdenum	53.2	ug/L	10.0	3.7	1	11/12/22 06:35	11/16/22 12:22	7439-98-7	
Potassium	5800	ug/L	1000	281	1	11/12/22 06:35	11/16/22 12:22	7440-09-7	
Silica	11500	ug/L	450		1	11/12/22 06:35	11/16/22 12:22	7631-86-9	N2
Sodium	73300	ug/L	1000	214	1	11/12/22 06:35	11/16/22 12:22	7440-23-5	
6010 MET ICP, Dissolved		Analytical Method: EPA 6010 Preparation Method: EPA 3010 Pace Analytical Services - Indianapolis							
Iron, Dissolved	1430	ug/L	100	48.8	1	11/12/22 06:35	11/15/22 14:55	7439-89-6	
Manganese, Dissolved	216	ug/L	10.0	5.4	1	11/12/22 06:35	11/15/22 14:55	7439-96-5	
Molybdenum, Dissolved	51.1	ug/L	10.0	2.0	1	11/12/22 06:35	11/15/22 14:55	7439-98-7	
6020 MET ICPMS		Analytical Method: EPA 6020 Preparation Method: EPA 200.2 Pace Analytical Services - Indianapolis							
Antimony	ND	ug/L	1.0	0.28	1	11/07/22 14:40	11/08/22 09:36	7440-36-0	
Arsenic	17.8	ug/L	1.0	0.094	1	11/07/22 14:40	11/08/22 09:36	7440-38-2	
Cobalt	ND	ug/L	1.0	0.072	1	11/07/22 14:40	11/08/22 09:36	7440-48-4	
Selenium	ND	ug/L	1.0	0.57	1	11/07/22 14:40	11/08/22 09:36	7782-49-2	
2320B Alkalinity		Analytical Method: SM 2320B Pace Analytical Services - Indianapolis							
Alkalinity, Total as CaCO3	249	mg/L	10.0	10.0	1		11/07/22 15:21		
Alkalinity, Bicarbonate (CaCO3)	249	mg/L	10.0	10.0	1		11/07/22 15:21		
Alkalinity, Carbonate (CaCO3)	ND	mg/L	10.0	10.0	1		11/07/22 15:21		
2540C Total Dissolved Solids		Analytical Method: SM 2540C Pace Analytical Services - Indianapolis							
Total Dissolved Solids	579	mg/L	10.0	10.0	1		11/08/22 09:58		

REPORT OF LABORATORY ANALYSIS

This report shall not be reproduced, except in full,
without the written consent of Pace Analytical Services, LLC.

ANALYTICAL RESULTS

Project: Harding St Profile 1 Report 1

Pace Project No.: 50330084

Sample: MW-9D		Lab ID: 50330084001		Collected: 11/02/22 12:05	Received: 11/03/22 15:45	Matrix: Water				
Parameters	Results	Units	Report Limit	MDL	DF	Prepared	Analyzed	CAS No.	Qual	
4500H+ pH, Electrometric		Analytical Method: SM 4500-H+B Pace Analytical Services - Indianapolis								
pH at 25 Degrees C	7.6	Std. Units	0.10	0.10	1		11/07/22 15:30		H3	
4500S2D Sulfide Water		Analytical Method: SM 4500-S2-D Pace Analytical Services - Indianapolis								
Sulfide	ND	mg/L	0.10	0.025	1		11/08/22 12:00	18496-25-8		
Iron, Ferrous		Analytical Method: HACH 8146 Pace Analytical Services - Indianapolis								
Iron, Ferrous	ND	mg/L	0.20	0.096	1		11/09/22 17:12	15438-31-0	H3,N2	
353.2 Nitrogen, NO2/NO3 unpres		Analytical Method: EPA 353.2 Pace Analytical Services - Indianapolis								
Nitrogen, Nitrate	ND	mg/L	0.10	0.011	1		11/03/22 23:36	14797-55-8		
Nitrogen, Nitrite	ND	mg/L	0.10	0.0040	1		11/03/22 23:36	14797-65-0		
365.1 Total Phosphorus		Analytical Method: EPA 365.1 Preparation Method: EPA 365.1 Pace Analytical Services - Indianapolis								
Phosphate as P04	0.35	mg/L	0.15	0.15	1	11/05/22 10:30	11/08/22 19:07			
5310C TOC		Analytical Method: SM 5310C Pace Analytical Services - Indianapolis								
Total Organic Carbon	1.3	mg/L	1.0	0.14	1		11/17/22 23:18	7440-44-0		
5310C Dissolved Organic Carbon		Analytical Method: SM 5310C Pace Analytical Services - Indianapolis								
Dissolved Organic Carbon	2.5	mg/L	1.0	0.14	1		11/17/22 10:31			

REPORT OF LABORATORY ANALYSIS

This report shall not be reproduced, except in full,
without the written consent of Pace Analytical Services, LLC.

ANALYTICAL RESULTS

Project: Harding St Profile 1 Report 1

Pace Project No.: 50330084

Sample: MW-9I		Lab ID: 50330084002		Collected: 11/02/22 13:45		Received: 11/03/22 15:45		Matrix: Water	
Parameters	Results	Units	Report Limit	MDL	DF	Prepared	Analyzed	CAS No.	Qual
9056 IC Anions									
Analytical Method: EPA 9056									
Pace Analytical Services - Indianapolis									
Chloride	85.2	mg/L	2.5	0.67	10		11/09/22 02:26	16887-00-6	
Fluoride	0.97	mg/L	0.10	0.017	1		11/09/22 02:09	16984-48-8	
Sulfate	98.5	mg/L	2.5	0.85	10		11/09/22 02:26	14808-79-8	
6010 MET ICP									
Analytical Method: EPA 6010 Preparation Method: EPA 3010									
Pace Analytical Services - Indianapolis									
Aluminum	ND	ug/L	200	55.4	1	11/12/22 06:35	11/16/22 12:24	7429-90-5	
Barium	70.4	ug/L	10.0	2.1	1	11/12/22 06:35	11/16/22 12:24	7440-39-3	
Boron	1700	ug/L	100	37.6	1	11/12/22 06:35	11/16/22 12:24	7440-42-8	
Cadmium	ND	ug/L	2.0	0.66	1	11/12/22 06:35	11/16/22 12:24	7440-43-9	
Calcium	96500	ug/L	1000	163	1	11/12/22 06:35	11/16/22 12:24	7440-70-2	
Chromium	ND	ug/L	10.0	0.97	1	11/12/22 06:35	11/16/22 12:24	7440-47-3	
Iron	837	ug/L	100	48.8	1	11/12/22 06:35	11/16/22 12:24	7439-89-6	
Lead	ND	ug/L	10.0	2.6	1	11/12/22 06:35	11/16/22 12:24	7439-92-1	
Lithium	22.3	ug/L	20.0	6.2	1	11/12/22 06:35	11/16/22 12:24	7439-93-2	
Magnesium	23700	ug/L	1000	71.8	1	11/12/22 06:35	11/16/22 12:24	7439-95-4	
Manganese	200	ug/L	10.0	2.5	1	11/12/22 06:35	11/16/22 12:24	7439-96-5	
Molybdenum	122	ug/L	10.0	3.7	1	11/12/22 06:35	11/16/22 12:24	7439-98-7	
Potassium	5710	ug/L	1000	281	1	11/12/22 06:35	11/16/22 12:24	7440-09-7	
Silica	11000	ug/L	450		1	11/12/22 06:35	11/16/22 12:24	7631-86-9	N2
Sodium	72000	ug/L	1000	214	1	11/12/22 06:35	11/16/22 12:24	7440-23-5	
6010 MET ICP, Dissolved									
Analytical Method: EPA 6010 Preparation Method: EPA 3010									
Pace Analytical Services - Indianapolis									
Iron, Dissolved	806	ug/L	100	48.8	1	11/12/22 06:35	11/15/22 14:58	7439-89-6	
Manganese, Dissolved	199	ug/L	10.0	5.4	1	11/12/22 06:35	11/15/22 14:58	7439-96-5	
Molybdenum, Dissolved	122	ug/L	10.0	2.0	1	11/12/22 06:35	11/15/22 14:58	7439-98-7	
6020 MET ICPMS									
Analytical Method: EPA 6020 Preparation Method: EPA 200.2									
Pace Analytical Services - Indianapolis									
Antimony	ND	ug/L	1.0	0.28	1	11/07/22 14:40	11/08/22 09:40	7440-36-0	
Arsenic	16.6	ug/L	1.0	0.094	1	11/07/22 14:40	11/08/22 09:40	7440-38-2	
Cobalt	ND	ug/L	1.0	0.072	1	11/07/22 14:40	11/08/22 09:40	7440-48-4	
Selenium	ND	ug/L	1.0	0.57	1	11/07/22 14:40	11/08/22 09:40	7782-49-2	
2320B Alkalinity									
Analytical Method: SM 2320B									
Pace Analytical Services - Indianapolis									
Alkalinity, Total as CaCO3	267	mg/L	10.0	10.0	1		11/07/22 15:21		
Alkalinity, Bicarbonate (CaCO3)	252	mg/L	10.0	10.0	1		11/07/22 15:21		
Alkalinity, Carbonate (CaCO3)	15.4	mg/L	10.0	10.0	1		11/07/22 15:21		
2540C Total Dissolved Solids									
Analytical Method: SM 2540C									
Pace Analytical Services - Indianapolis									
Total Dissolved Solids	536	mg/L	10.0	10.0	1		11/08/22 09:58		

REPORT OF LABORATORY ANALYSIS

This report shall not be reproduced, except in full,
without the written consent of Pace Analytical Services, LLC.

ANALYTICAL RESULTS

Project: Harding St Profile 1 Report 1

Pace Project No.: 50330084

Sample: MW-9I		Lab ID: 50330084002		Collected: 11/02/22 13:45	Received: 11/03/22 15:45	Matrix: Water			
Parameters	Results	Units	Report Limit	MDL	DF	Prepared	Analyzed	CAS No.	Qual
4500H+ pH, Electrometric									
Analytical Method: SM 4500-H+B									
Pace Analytical Services - Indianapolis									
pH at 25 Degrees C	7.7	Std. Units	0.10	0.10	1		11/07/22 16:15		H3
4500S2D Sulfide Water									
Analytical Method: SM 4500-S2-D									
Pace Analytical Services - Indianapolis									
Sulfide	ND	mg/L	0.10	0.025	1		11/08/22 12:00	18496-25-8	
Iron, Ferrous									
Analytical Method: HACH 8146									
Pace Analytical Services - Indianapolis									
Iron, Ferrous	ND	mg/L	0.20	0.096	1		11/09/22 17:13	15438-31-0	H3,N2
353.2 Nitrogen, NO2/NO3 unpres									
Analytical Method: EPA 353.2									
Pace Analytical Services - Indianapolis									
Nitrogen, Nitrate	ND	mg/L	0.10	0.011	1		11/03/22 23:37	14797-55-8	
Nitrogen, Nitrite	ND	mg/L	0.10	0.0040	1		11/03/22 23:37	14797-65-0	
365.1 Total Phosphorus									
Analytical Method: EPA 365.1 Preparation Method: EPA 365.1									
Pace Analytical Services - Indianapolis									
Phosphate as P04	ND	mg/L	0.15	0.15	1	11/05/22 10:30	11/08/22 19:09		
5310C TOC									
Analytical Method: SM 5310C									
Pace Analytical Services - Indianapolis									
Total Organic Carbon	ND	mg/L	1.0	0.14	1		11/17/22 23:44	7440-44-0	
5310C Dissolved Organic Carbon									
Analytical Method: SM 5310C									
Pace Analytical Services - Indianapolis									
Dissolved Organic Carbon	1.5	mg/L	1.0	0.14	1		11/16/22 03:02		

REPORT OF LABORATORY ANALYSIS

This report shall not be reproduced, except in full,
without the written consent of Pace Analytical Services, LLC.

ANALYTICAL RESULTS

Project: Harding St Profile 1 Report 1

Pace Project No.: 50330084

Sample: MW-12D		Lab ID: 50330084003		Collected: 11/02/22 15:15		Received: 11/03/22 15:45		Matrix: Water	
Parameters	Results	Units	Report Limit	MDL	DF	Prepared	Analyzed	CAS No.	Qual
9056 IC Anions		Analytical Method: EPA 9056 Pace Analytical Services - Indianapolis							
Chloride	146	mg/L	25.0	6.7	100		11/09/22 03:15	16887-00-6	
Fluoride	1.5	mg/L	0.10	0.017	1		11/09/22 02:59	16984-48-8	
Sulfate	533	mg/L	25.0	8.5	100		11/09/22 03:15	14808-79-8	
6010 MET ICP		Analytical Method: EPA 6010 Preparation Method: EPA 3010 Pace Analytical Services - Indianapolis							
Aluminum	ND	ug/L	200	55.4	1	11/12/22 06:35	11/16/22 12:30	7429-90-5	
Barium	25.5	ug/L	10.0	2.1	1	11/12/22 06:35	11/16/22 12:30	7440-39-3	
Boron	6720	ug/L	100	37.6	1	11/12/22 06:35	11/16/22 12:30	7440-42-8	
Cadmium	ND	ug/L	2.0	0.66	1	11/12/22 06:35	11/16/22 12:30	7440-43-9	
Calcium	221000	ug/L	2000	326	2	11/12/22 06:35	11/16/22 15:36	7440-70-2	
Chromium	ND	ug/L	10.0	0.97	1	11/12/22 06:35	11/16/22 12:30	7440-47-3	
Iron	2430	ug/L	100	48.8	1	11/12/22 06:35	11/16/22 12:30	7439-89-6	
Lead	ND	ug/L	10.0	2.6	1	11/12/22 06:35	11/16/22 12:30	7439-92-1	
Lithium	77.2	ug/L	20.0	6.2	1	11/12/22 06:35	11/16/22 12:30	7439-93-2	
Magnesium	51100	ug/L	1000	71.8	1	11/12/22 06:35	11/16/22 12:30	7439-95-4	
Manganese	312	ug/L	10.0	2.5	1	11/12/22 06:35	11/16/22 12:30	7439-96-5	
Molybdenum	166	ug/L	10.0	3.7	1	11/12/22 06:35	11/16/22 12:30	7439-98-7	
Potassium	11700	ug/L	1000	281	1	11/12/22 06:35	11/16/22 12:30	7440-09-7	
Silica	14200	ug/L	450		1	11/12/22 06:35	11/16/22 12:30	7631-86-9	N2
Sodium	135000	ug/L	1000	214	1	11/12/22 06:35	11/16/22 12:30	7440-23-5	
6010 MET ICP, Dissolved		Analytical Method: EPA 6010 Preparation Method: EPA 3010 Pace Analytical Services - Indianapolis							
Iron, Dissolved	2350	ug/L	100	48.8	1	11/12/22 06:35	11/15/22 15:01	7439-89-6	
Manganese, Dissolved	326	ug/L	10.0	5.4	1	11/12/22 06:35	11/15/22 15:01	7439-96-5	
Molybdenum, Dissolved	169	ug/L	10.0	2.0	1	11/12/22 06:35	11/15/22 15:01	7439-98-7	
6020 MET ICPMS		Analytical Method: EPA 6020 Preparation Method: EPA 200.2 Pace Analytical Services - Indianapolis							
Antimony	ND	ug/L	1.0	0.28	1	11/07/22 14:40	11/08/22 09:43	7440-36-0	
Arsenic	360	ug/L	5.0	0.47	5	11/07/22 14:40	11/09/22 07:45	7440-38-2	
Cobalt	ND	ug/L	1.0	0.072	1	11/07/22 14:40	11/08/22 09:43	7440-48-4	
Selenium	ND	ug/L	1.0	0.57	1	11/07/22 14:40	11/08/22 09:43	7782-49-2	
2320B Alkalinity		Analytical Method: SM 2320B Pace Analytical Services - Indianapolis							
Alkalinity, Total as CaCO3	259	mg/L	10.0	10.0	1		11/07/22 15:21		
Alkalinity, Bicarbonate (CaCO3)	259	mg/L	10.0	10.0	1		11/07/22 15:21		
Alkalinity, Carbonate (CaCO3)	ND	mg/L	10.0	10.0	1		11/07/22 15:21		
2540C Total Dissolved Solids		Analytical Method: SM 2540C Pace Analytical Services - Indianapolis							
Total Dissolved Solids	1330	mg/L	20.0	20.0	1		11/08/22 09:59		

REPORT OF LABORATORY ANALYSIS

This report shall not be reproduced, except in full,
without the written consent of Pace Analytical Services, LLC.

ANALYTICAL RESULTS

Project: Harding St Profile 1 Report 1

Pace Project No.: 50330084

Sample: MW-12D		Lab ID: 50330084003		Collected: 11/02/22 15:15	Received: 11/03/22 15:45	Matrix: Water				
Parameters	Results	Units	Report Limit	MDL	DF	Prepared	Analyzed	CAS No.	Qual	
4500H+ pH, Electrometric		Analytical Method: SM 4500-H+B Pace Analytical Services - Indianapolis								
pH at 25 Degrees C	7.5	Std. Units	0.10	0.10	1		11/07/22 16:17		H3	
4500S2D Sulfide Water		Analytical Method: SM 4500-S2-D Pace Analytical Services - Indianapolis								
Sulfide	ND	mg/L	0.10	0.025	1		11/08/22 12:00	18496-25-8		
Iron, Ferrous		Analytical Method: HACH 8146 Pace Analytical Services - Indianapolis								
Iron, Ferrous	ND	mg/L	0.20	0.096	1		11/09/22 17:14	15438-31-0	H3,N2	
353.2 Nitrogen, NO2/NO3 unpres		Analytical Method: EPA 353.2 Pace Analytical Services - Indianapolis								
Nitrogen, Nitrate	ND	mg/L	0.10	0.011	1		11/03/22 23:39	14797-55-8		
Nitrogen, Nitrite	ND	mg/L	0.10	0.0040	1		11/03/22 23:39	14797-65-0		
365.1 Total Phosphorus		Analytical Method: EPA 365.1 Preparation Method: EPA 365.1 Pace Analytical Services - Indianapolis								
Phosphate as P04	0.37	mg/L	0.15	0.15	1	11/05/22 10:30	11/08/22 19:11			
5310C TOC		Analytical Method: SM 5310C Pace Analytical Services - Indianapolis								
Total Organic Carbon	1.3	mg/L	1.0	0.14	1		11/18/22 00:04	7440-44-0		
5310C Dissolved Organic Carbon		Analytical Method: SM 5310C Pace Analytical Services - Indianapolis								
Dissolved Organic Carbon	1.5	mg/L	1.0	0.14	1		11/16/22 04:41			

REPORT OF LABORATORY ANALYSIS

This report shall not be reproduced, except in full,
without the written consent of Pace Analytical Services, LLC.

ANALYTICAL RESULTS

Project: Harding St Profile 1 Report 1

Pace Project No.: 50330084

Sample: MW-7S		Lab ID: 50330084004		Collected: 11/02/22 11:15		Received: 11/03/22 15:45		Matrix: Water	
Parameters	Results	Units	Report Limit	MDL	DF	Prepared	Analyzed	CAS No.	Qual
9056 IC Anions		Analytical Method: EPA 9056 Pace Analytical Services - Indianapolis							
Chloride	166	mg/L	25.0	6.7	100		11/09/22 04:21	16887-00-6	
Fluoride	0.58	mg/L	0.10	0.017	1		11/09/22 04:05	16984-48-8	
Sulfate	562	mg/L	25.0	8.5	100		11/09/22 04:21	14808-79-8	
6010 MET ICP		Analytical Method: EPA 6010 Preparation Method: EPA 3010 Pace Analytical Services - Indianapolis							
Aluminum	ND	ug/L	200	55.4	1	11/12/22 06:35	11/16/22 12:32	7429-90-5	
Barium	41.8	ug/L	10.0	2.1	1	11/12/22 06:35	11/16/22 12:32	7440-39-3	
Boron	13600	ug/L	100	37.6	1	11/12/22 06:35	11/16/22 12:32	7440-42-8	
Cadmium	ND	ug/L	2.0	0.66	1	11/12/22 06:35	11/16/22 12:32	7440-43-9	
Calcium	224000	ug/L	2000	326	2	11/12/22 06:35	11/16/22 15:38	7440-70-2	
Chromium	ND	ug/L	10.0	0.97	1	11/12/22 06:35	11/16/22 12:32	7440-47-3	
Iron	2740	ug/L	100	48.8	1	11/12/22 06:35	11/16/22 12:32	7439-89-6	
Lead	ND	ug/L	10.0	2.6	1	11/12/22 06:35	11/16/22 12:32	7439-92-1	
Lithium	86.8	ug/L	20.0	6.2	1	11/12/22 06:35	11/16/22 12:32	7439-93-2	
Magnesium	48100	ug/L	1000	71.8	1	11/12/22 06:35	11/16/22 12:32	7439-95-4	
Manganese	415	ug/L	10.0	2.5	1	11/12/22 06:35	11/16/22 12:32	7439-96-5	
Molybdenum	605	ug/L	10.0	3.7	1	11/12/22 06:35	11/16/22 12:32	7439-98-7	
Potassium	16600	ug/L	1000	281	1	11/12/22 06:35	11/16/22 12:32	7440-09-7	
Silica	13800	ug/L	450		1	11/12/22 06:35	11/16/22 12:32	7631-86-9	N2
Sodium	166000	ug/L	1000	214	1	11/12/22 06:35	11/16/22 12:32	7440-23-5	
6010 MET ICP, Dissolved		Analytical Method: EPA 6010 Preparation Method: EPA 3010 Pace Analytical Services - Indianapolis							
Iron, Dissolved	2730	ug/L	100	48.8	1	11/12/22 06:35	11/15/22 15:04	7439-89-6	
Manganese, Dissolved	417	ug/L	10.0	5.4	1	11/12/22 06:35	11/15/22 15:04	7439-96-5	
Molybdenum, Dissolved	594	ug/L	10.0	2.0	1	11/12/22 06:35	11/15/22 15:04	7439-98-7	
6020 MET ICPMS		Analytical Method: EPA 6020 Preparation Method: EPA 200.2 Pace Analytical Services - Indianapolis							
Antimony	ND	ug/L	1.0	0.28	1	11/07/22 14:40	11/08/22 09:46	7440-36-0	
Arsenic	388	ug/L	5.0	0.47	5	11/07/22 14:40	11/09/22 07:48	7440-38-2	
Cobalt	ND	ug/L	1.0	0.072	1	11/07/22 14:40	11/08/22 09:46	7440-48-4	
Selenium	ND	ug/L	1.0	0.57	1	11/07/22 14:40	11/08/22 09:46	7782-49-2	
2320B Alkalinity		Analytical Method: SM 2320B Pace Analytical Services - Indianapolis							
Alkalinity, Total as CaCO3	228	mg/L	10.0	10.0	1		11/07/22 15:21		
Alkalinity,Bicarbonate (CaCO3)	228	mg/L	10.0	10.0	1		11/07/22 15:21		
Alkalinity,Carbonate (CaCO3)	ND	mg/L	10.0	10.0	1		11/07/22 15:21		
2540C Total Dissolved Solids		Analytical Method: SM 2540C Pace Analytical Services - Indianapolis							
Total Dissolved Solids	1410	mg/L	20.0	20.0	1		11/08/22 09:59		

REPORT OF LABORATORY ANALYSIS

This report shall not be reproduced, except in full,
without the written consent of Pace Analytical Services, LLC.

ANALYTICAL RESULTS

Project: Harding St Profile 1 Report 1

Pace Project No.: 50330084

Sample: MW-7S		Lab ID: 50330084004		Collected: 11/02/22 11:15	Received: 11/03/22 15:45	Matrix: Water			
Parameters	Results	Units	Report Limit	MDL	DF	Prepared	Analyzed	CAS No.	Qual
4500H+ pH, Electrometric									
Analytical Method: SM 4500-H+B									
Pace Analytical Services - Indianapolis									
pH at 25 Degrees C	7.6	Std. Units	0.10	0.10	1		11/07/22 16:18		H3
4500S2D Sulfide Water									
Analytical Method: SM 4500-S2-D									
Pace Analytical Services - Indianapolis									
Sulfide	ND	mg/L	0.10	0.025	1		11/08/22 12:00	18496-25-8	
Iron, Ferrous									
Analytical Method: HACH 8146									
Pace Analytical Services - Indianapolis									
Iron, Ferrous	ND	mg/L	0.20	0.096	1		11/09/22 17:12	15438-31-0	H3,N2
353.2 Nitrogen, NO2/NO3 unpres									
Analytical Method: EPA 353.2									
Pace Analytical Services - Indianapolis									
Nitrogen, Nitrate	ND	mg/L	0.10	0.011	1		11/03/22 23:41	14797-55-8	
Nitrogen, Nitrite	ND	mg/L	0.10	0.0040	1		11/03/22 23:41	14797-65-0	
365.1 Total Phosphorus									
Analytical Method: EPA 365.1 Preparation Method: EPA 365.1									
Pace Analytical Services - Indianapolis									
Phosphate as P04	0.75	mg/L	0.15	0.15	1	11/05/22 10:30	11/08/22 19:11		
5310C TOC									
Analytical Method: SM 5310C									
Pace Analytical Services - Indianapolis									
Total Organic Carbon	1.9	mg/L	1.0	0.14	1		11/18/22 00:24	7440-44-0	
5310C Dissolved Organic Carbon									
Analytical Method: SM 5310C									
Pace Analytical Services - Indianapolis									
Dissolved Organic Carbon	2.1	mg/L	1.0	0.14	1		11/16/22 05:01		

REPORT OF LABORATORY ANALYSIS

This report shall not be reproduced, except in full,
without the written consent of Pace Analytical Services, LLC.

ANALYTICAL RESULTS

Project: Harding St Profile 1 Report 1

Pace Project No.: 50330084

Sample: MW-7D		Lab ID: 50330084005		Collected: 11/02/22 12:35		Received: 11/03/22 15:45		Matrix: Water	
Parameters	Results	Units	Report Limit	MDL	DF	Prepared	Analyzed	CAS No.	Qual
9056 IC Anions		Analytical Method: EPA 9056 Pace Analytical Services - Indianapolis							
Chloride	150	mg/L	25.0	6.7	100		11/09/22 04:54	16887-00-6	
Fluoride	0.46	mg/L	0.10	0.017	1		11/09/22 04:38	16984-48-8	
Sulfate	568	mg/L	25.0	8.5	100		11/09/22 04:54	14808-79-8	
6010 MET ICP		Analytical Method: EPA 6010 Preparation Method: EPA 3010 Pace Analytical Services - Indianapolis							
Aluminum	ND	ug/L	200	55.4	1	11/12/22 06:35	11/16/22 12:34	7429-90-5	
Barium	42.9	ug/L	10.0	2.1	1	11/12/22 06:35	11/16/22 12:34	7440-39-3	
Boron	13900	ug/L	100	37.6	1	11/12/22 06:35	11/16/22 12:34	7440-42-8	
Cadmium	ND	ug/L	2.0	0.66	1	11/12/22 06:35	11/16/22 12:34	7440-43-9	
Calcium	224000	ug/L	2000	326	2	11/12/22 06:35	11/16/22 15:40	7440-70-2	
Chromium	ND	ug/L	10.0	0.97	1	11/12/22 06:35	11/16/22 12:34	7440-47-3	
Iron	2310	ug/L	100	48.8	1	11/12/22 06:35	11/16/22 12:34	7439-89-6	
Lead	ND	ug/L	10.0	2.6	1	11/12/22 06:35	11/16/22 12:34	7439-92-1	
Lithium	93.7	ug/L	20.0	6.2	1	11/12/22 06:35	11/16/22 12:34	7439-93-2	
Magnesium	49400	ug/L	1000	71.8	1	11/12/22 06:35	11/16/22 12:34	7439-95-4	
Manganese	489	ug/L	10.0	2.5	1	11/12/22 06:35	11/16/22 12:34	7439-96-5	
Molybdenum	632	ug/L	10.0	3.7	1	11/12/22 06:35	11/16/22 12:34	7439-98-7	
Potassium	17100	ug/L	1000	281	1	11/12/22 06:35	11/16/22 12:34	7440-09-7	
Silica	13500	ug/L	450		1	11/12/22 06:35	11/16/22 12:34	7631-86-9	N2
Sodium	167000	ug/L	1000	214	1	11/12/22 06:35	11/16/22 12:34	7440-23-5	
6010 MET ICP, Dissolved		Analytical Method: EPA 6010 Preparation Method: EPA 3010 Pace Analytical Services - Indianapolis							
Iron, Dissolved	2100	ug/L	100	48.8	1	11/12/22 06:35	11/15/22 15:07	7439-89-6	
Manganese, Dissolved	462	ug/L	10.0	5.4	1	11/12/22 06:35	11/15/22 15:07	7439-96-5	
Molybdenum, Dissolved	590	ug/L	10.0	2.0	1	11/12/22 06:35	11/15/22 15:07	7439-98-7	
6020 MET ICPMS		Analytical Method: EPA 6020 Preparation Method: EPA 200.2 Pace Analytical Services - Indianapolis							
Antimony	ND	ug/L	1.0	0.28	1	11/07/22 14:40	11/08/22 09:49	7440-36-0	
Arsenic	438	ug/L	5.0	0.47	5	11/07/22 14:40	11/09/22 07:51	7440-38-2	
Cobalt	ND	ug/L	1.0	0.072	1	11/07/22 14:40	11/08/22 09:49	7440-48-4	
Selenium	ND	ug/L	1.0	0.57	1	11/07/22 14:40	11/08/22 09:49	7782-49-2	
2320B Alkalinity		Analytical Method: SM 2320B Pace Analytical Services - Indianapolis							
Alkalinity, Total as CaCO3	233	mg/L	10.0	10.0	1		11/07/22 19:02		
Alkalinity,Bicarbonate (CaCO3)	233	mg/L	10.0	10.0	1		11/07/22 19:02		
Alkalinity,Carbonate (CaCO3)	ND	mg/L	10.0	10.0	1		11/07/22 19:02		
2540C Total Dissolved Solids		Analytical Method: SM 2540C Pace Analytical Services - Indianapolis							
Total Dissolved Solids	1400	mg/L	20.0	20.0	1		11/08/22 09:59		

REPORT OF LABORATORY ANALYSIS

This report shall not be reproduced, except in full,
without the written consent of Pace Analytical Services, LLC.

ANALYTICAL RESULTS

Project: Harding St Profile 1 Report 1

Pace Project No.: 50330084

Sample: MW-7D		Lab ID: 50330084005		Collected: 11/02/22 12:35	Received: 11/03/22 15:45	Matrix: Water			
Parameters	Results	Units	Report Limit	MDL	DF	Prepared	Analyzed	CAS No.	Qual
4500H+ pH, Electrometric		Analytical Method: SM 4500-H+B Pace Analytical Services - Indianapolis							
pH at 25 Degrees C	7.6	Std. Units	0.10	0.10	1		11/07/22 16:19		H3
4500S2D Sulfide Water		Analytical Method: SM 4500-S2-D Pace Analytical Services - Indianapolis							
Sulfide	ND	mg/L	0.10	0.025	1		11/08/22 12:00	18496-25-8	
Iron, Ferrous		Analytical Method: HACH 8146 Pace Analytical Services - Indianapolis							
Iron, Ferrous	ND	mg/L	0.20	0.096	1		11/09/22 17:13	15438-31-0	H3,N2
353.2 Nitrogen, NO2/NO3 unpres		Analytical Method: EPA 353.2 Pace Analytical Services - Indianapolis							
Nitrogen, Nitrate	ND	mg/L	0.10	0.011	1		11/03/22 23:43	14797-55-8	
Nitrogen, Nitrite	ND	mg/L	0.10	0.0040	1		11/03/22 23:43	14797-65-0	
365.1 Total Phosphorus		Analytical Method: EPA 365.1 Preparation Method: EPA 365.1 Pace Analytical Services - Indianapolis							
Phosphate as P04	0.92	mg/L	0.15	0.15	1	11/05/22 10:30	11/08/22 19:12		
5310C TOC		Analytical Method: SM 5310C Pace Analytical Services - Indianapolis							
Total Organic Carbon	1.9	mg/L	1.0	0.14	1		11/18/22 00:44	7440-44-0	
5310C Dissolved Organic Carbon		Analytical Method: SM 5310C Pace Analytical Services - Indianapolis							
Dissolved Organic Carbon	2.0	mg/L	1.0	0.14	1		11/16/22 05:21		

REPORT OF LABORATORY ANALYSIS

This report shall not be reproduced, except in full,
without the written consent of Pace Analytical Services, LLC.

ANALYTICAL RESULTS

Project: Harding St Profile 1 Report 1

Pace Project No.: 50330084

Sample: MW-6S **Lab ID: 50330084006** Collected: 11/02/22 13:56 Received: 11/03/22 15:45 Matrix: Water

Parameters	Results	Units	Report			Prepared	Analyzed	CAS No.	Qual
			Limit	MDL	DF				
9056 IC Anions									
Analytical Method: EPA 9056									
Pace Analytical Services - Indianapolis									
Chloride	134	mg/L	25.0	6.7	100		11/09/22 05:27	16887-00-6	
Fluoride	1.5	mg/L	0.10	0.017	1		11/09/22 05:11	16984-48-8	
Sulfate	395	mg/L	25.0	8.5	100		11/09/22 05:27	14808-79-8	
6010 MET ICP									
Analytical Method: EPA 6010 Preparation Method: EPA 3010									
Pace Analytical Services - Indianapolis									
Aluminum	ND	ug/L	200	55.4	1	11/12/22 06:35	11/16/22 12:37	7429-90-5	
Barium	91.4	ug/L	10.0	2.1	1	11/12/22 06:35	11/16/22 12:37	7440-39-3	
Boron	8100	ug/L	100	37.6	1	11/12/22 06:35	11/16/22 12:37	7440-42-8	
Cadmium	ND	ug/L	2.0	0.66	1	11/12/22 06:35	11/16/22 12:37	7440-43-9	
Calcium	212000	ug/L	2000	326	2	11/12/22 06:35	11/16/22 15:43	7440-70-2	
Chromium	ND	ug/L	10.0	0.97	1	11/12/22 06:35	11/16/22 12:37	7440-47-3	
Iron	9310	ug/L	100	48.8	1	11/12/22 06:35	11/16/22 12:37	7439-89-6	
Lead	ND	ug/L	10.0	2.6	1	11/12/22 06:35	11/16/22 12:37	7439-92-1	
Lithium	48.7	ug/L	20.0	6.2	1	11/12/22 06:35	11/16/22 12:37	7439-93-2	
Magnesium	58000	ug/L	1000	71.8	1	11/12/22 06:35	11/16/22 12:37	7439-95-4	
Manganese	1710	ug/L	10.0	2.5	1	11/12/22 06:35	11/16/22 12:37	7439-96-5	
Molybdenum	211	ug/L	10.0	3.7	1	11/12/22 06:35	11/16/22 12:37	7439-98-7	
Potassium	10600	ug/L	1000	281	1	11/12/22 06:35	11/16/22 12:37	7440-09-7	
Silica	13000	ug/L	450		1	11/12/22 06:35	11/16/22 12:37	7631-86-9	N2
Sodium	140000	ug/L	1000	214	1	11/12/22 06:35	11/16/22 12:37	7440-23-5	
6010 MET ICP, Dissolved									
Analytical Method: EPA 6010 Preparation Method: EPA 3010									
Pace Analytical Services - Indianapolis									
Iron, Dissolved	8740	ug/L	100	48.8	1	11/12/22 06:35	11/15/22 15:09	7439-89-6	
Manganese, Dissolved	1800	ug/L	10.0	5.4	1	11/12/22 06:35	11/15/22 15:09	7439-96-5	
Molybdenum, Dissolved	222	ug/L	10.0	2.0	1	11/12/22 06:35	11/15/22 15:09	7439-98-7	
6020 MET ICPMS									
Analytical Method: EPA 6020 Preparation Method: EPA 200.2									
Pace Analytical Services - Indianapolis									
Antimony	ND	ug/L	1.0	0.28	1	11/07/22 14:40	11/08/22 10:12	7440-36-0	
Arsenic	13.0	ug/L	1.0	0.094	1	11/07/22 14:40	11/08/22 10:12	7440-38-2	
Cobalt	1.9	ug/L	1.0	0.072	1	11/07/22 14:40	11/08/22 10:12	7440-48-4	
Selenium	ND	ug/L	1.0	0.57	1	11/07/22 14:40	11/08/22 10:12	7782-49-2	
2320B Alkalinity									
Analytical Method: SM 2320B									
Pace Analytical Services - Indianapolis									
Alkalinity, Total as CaCO3	416	mg/L	10.0	10.0	1		11/07/22 19:02		
Alkalinity,Bicarbonate (CaCO3)	416	mg/L	10.0	10.0	1		11/07/22 19:02		
Alkalinity,Carbonate (CaCO3)	ND	mg/L	10.0	10.0	1		11/07/22 19:02		
2540C Total Dissolved Solids									
Analytical Method: SM 2540C									
Pace Analytical Services - Indianapolis									
Total Dissolved Solids	1290	mg/L	20.0	20.0	1		11/08/22 09:59		

REPORT OF LABORATORY ANALYSIS

This report shall not be reproduced, except in full,
without the written consent of Pace Analytical Services, LLC.

ANALYTICAL RESULTS

Project: Harding St Profile 1 Report 1

Pace Project No.: 50330084

Sample: MW-6S		Lab ID: 50330084006		Collected: 11/02/22 13:56	Received: 11/03/22 15:45	Matrix: Water				
Parameters	Results	Units	Report Limit	MDL	DF	Prepared	Analyzed	CAS No.	Qual	
4500H+ pH, Electrometric		Analytical Method: SM 4500-H+B Pace Analytical Services - Indianapolis								
pH at 25 Degrees C	7.2	Std. Units	0.10	0.10	1		11/07/22 16:20		H3	
4500S2D Sulfide Water		Analytical Method: SM 4500-S2-D Pace Analytical Services - Indianapolis								
Sulfide	ND	mg/L	0.10	0.025	1		11/08/22 12:00	18496-25-8		
Iron, Ferrous		Analytical Method: HACH 8146 Pace Analytical Services - Indianapolis								
Iron, Ferrous	ND	mg/L	0.20	0.096	1		11/09/22 17:13	15438-31-0	H3,N2	
353.2 Nitrogen, NO2/NO3 unpres		Analytical Method: EPA 353.2 Pace Analytical Services - Indianapolis								
Nitrogen, Nitrate	ND	mg/L	0.10	0.011	1		11/03/22 23:45	14797-55-8		
Nitrogen, Nitrite	ND	mg/L	0.10	0.0040	1		11/03/22 23:45	14797-65-0		
365.1 Total Phosphorus		Analytical Method: EPA 365.1 Preparation Method: EPA 365.1 Pace Analytical Services - Indianapolis								
Phosphate as P04	0.66	mg/L	0.15	0.15	1	11/05/22 10:30	11/08/22 19:12			
5310C TOC		Analytical Method: SM 5310C Pace Analytical Services - Indianapolis								
Total Organic Carbon	1.8	mg/L	1.0	0.14	1		11/18/22 01:43	7440-44-0		
5310C Dissolved Organic Carbon		Analytical Method: SM 5310C Pace Analytical Services - Indianapolis								
Dissolved Organic Carbon	1.9	mg/L	1.0	0.14	1		11/16/22 05:41			

REPORT OF LABORATORY ANALYSIS

This report shall not be reproduced, except in full,
without the written consent of Pace Analytical Services, LLC.

ANALYTICAL RESULTS

Project: Harding St Profile 1 Report 1

Pace Project No.: 50330084

Sample: DUP-1 **Lab ID:** 50330084007 Collected: 11/02/22 00:00 Received: 11/03/22 15:45 Matrix: Water

Parameters	Results	Units	Report			Prepared	Analyzed	CAS No.	Qual
			Limit	MDL	DF				
9056 IC Anions									
Analytical Method: EPA 9056									
Pace Analytical Services - Indianapolis									
Chloride	233	mg/L	25.0	6.7	100		11/09/22 06:00	16887-00-6	
Fluoride	1.4	mg/L	0.10	0.017	1		11/09/22 05:44	16984-48-8	
Sulfate	411	mg/L	25.0	8.5	100		11/09/22 06:00	14808-79-8	
6010 MET ICP									
Analytical Method: EPA 6010 Preparation Method: EPA 3010									
Pace Analytical Services - Indianapolis									
Aluminum	ND	ug/L	200	55.4	1	11/12/22 06:35	11/16/22 12:39	7429-90-5	
Barium	93.1	ug/L	10.0	2.1	1	11/12/22 06:35	11/16/22 12:39	7440-39-3	
Boron	8210	ug/L	100	37.6	1	11/12/22 06:35	11/16/22 12:39	7440-42-8	
Cadmium	ND	ug/L	2.0	0.66	1	11/12/22 06:35	11/16/22 12:39	7440-43-9	
Calcium	220000	ug/L	2000	326	2	11/12/22 06:35	11/16/22 15:45	7440-70-2	
Chromium	ND	ug/L	10.0	0.97	1	11/12/22 06:35	11/16/22 12:39	7440-47-3	
Iron	9550	ug/L	100	48.8	1	11/12/22 06:35	11/16/22 12:39	7439-89-6	
Lead	ND	ug/L	10.0	2.6	1	11/12/22 06:35	11/16/22 12:39	7439-92-1	
Lithium	54.1	ug/L	20.0	6.2	1	11/12/22 06:35	11/16/22 12:39	7439-93-2	
Magnesium	58500	ug/L	1000	71.8	1	11/12/22 06:35	11/16/22 12:39	7439-95-4	
Manganese	1720	ug/L	10.0	2.5	1	11/12/22 06:35	11/16/22 12:39	7439-96-5	
Molybdenum	215	ug/L	10.0	3.7	1	11/12/22 06:35	11/16/22 12:39	7439-98-7	
Potassium	10700	ug/L	1000	281	1	11/12/22 06:35	11/16/22 12:39	7440-09-7	
Silica	13300	ug/L	450		1	11/12/22 06:35	11/16/22 12:39	7631-86-9	N2
Sodium	142000	ug/L	1000	214	1	11/12/22 06:35	11/16/22 12:39	7440-23-5	
6010 MET ICP, Dissolved									
Analytical Method: EPA 6010 Preparation Method: EPA 3010									
Pace Analytical Services - Indianapolis									
Iron, Dissolved	8360	ug/L	100	48.8	1	11/12/22 06:35	11/15/22 15:12	7439-89-6	
Manganese, Dissolved	1720	ug/L	10.0	5.4	1	11/12/22 06:35	11/15/22 15:12	7439-96-5	
Molybdenum, Dissolved	209	ug/L	10.0	2.0	1	11/12/22 06:35	11/15/22 15:12	7439-98-7	
6020 MET ICPMS									
Analytical Method: EPA 6020 Preparation Method: EPA 200.2									
Pace Analytical Services - Indianapolis									
Antimony	ND	ug/L	1.0	0.28	1	11/07/22 14:40	11/08/22 10:16	7440-36-0	
Arsenic	13.7	ug/L	1.0	0.094	1	11/07/22 14:40	11/08/22 10:16	7440-38-2	
Cobalt	1.8	ug/L	1.0	0.072	1	11/07/22 14:40	11/08/22 10:16	7440-48-4	
Selenium	ND	ug/L	1.0	0.57	1	11/07/22 14:40	11/08/22 10:16	7782-49-2	
2320B Alkalinity									
Analytical Method: SM 2320B									
Pace Analytical Services - Indianapolis									
Alkalinity, Total as CaCO3	410	mg/L	10.0	10.0	1		11/07/22 19:02		
Alkalinity,Bicarbonate (CaCO3)	410	mg/L	10.0	10.0	1		11/07/22 19:02		
Alkalinity,Carbonate (CaCO3)	ND	mg/L	10.0	10.0	1		11/07/22 19:02		
2540C Total Dissolved Solids									
Analytical Method: SM 2540C									
Pace Analytical Services - Indianapolis									
Total Dissolved Solids	1250	mg/L	20.0	20.0	1		11/08/22 10:00		

REPORT OF LABORATORY ANALYSIS

This report shall not be reproduced, except in full,
without the written consent of Pace Analytical Services, LLC.

ANALYTICAL RESULTS

Project: Harding St Profile 1 Report 1

Pace Project No.: 50330084

Sample: DUP-1		Lab ID: 50330084007		Collected: 11/02/22 00:00	Received: 11/03/22 15:45	Matrix: Water			
Parameters	Results	Units	Report Limit	MDL	DF	Prepared	Analyzed	CAS No.	Qual
4500H+ pH, Electrometric		Analytical Method: SM 4500-H+B Pace Analytical Services - Indianapolis							
pH at 25 Degrees C	7.2	Std. Units	0.10	0.10	1		11/07/22 16:21		H3
4500S2D Sulfide Water		Analytical Method: SM 4500-S2-D Pace Analytical Services - Indianapolis							
Sulfide	ND	mg/L	0.10	0.025	1		11/08/22 12:00	18496-25-8	
Iron, Ferrous		Analytical Method: HACH 8146 Pace Analytical Services - Indianapolis							
Iron, Ferrous	ND	mg/L	0.20	0.096	1		11/09/22 17:12	15438-31-0	H3,N2
353.2 Nitrogen, NO2/NO3 unpres		Analytical Method: EPA 353.2 Pace Analytical Services - Indianapolis							
Nitrogen, Nitrate	ND	mg/L	0.10	0.011	1		11/03/22 23:47	14797-55-8	
Nitrogen, Nitrite	ND	mg/L	0.10	0.0040	1		11/03/22 23:47	14797-65-0	
365.1 Total Phosphorus		Analytical Method: EPA 365.1 Preparation Method: EPA 365.1 Pace Analytical Services - Indianapolis							
Phosphate as P04	0.62	mg/L	0.15	0.15	1	11/05/22 10:30	11/08/22 19:13		
5310C TOC		Analytical Method: SM 5310C Pace Analytical Services - Indianapolis							
Total Organic Carbon	1.8	mg/L	1.0	0.14	1		11/18/22 02:09	7440-44-0	
5310C Dissolved Organic Carbon		Analytical Method: SM 5310C Pace Analytical Services - Indianapolis							
Dissolved Organic Carbon	1.8	mg/L	1.0	0.14	1		11/16/22 06:01		

REPORT OF LABORATORY ANALYSIS

This report shall not be reproduced, except in full,
without the written consent of Pace Analytical Services, LLC.

QUALITY CONTROL DATA

Project: Harding St Profile 1 Report 1
Pace Project No.: 50330084

QC Batch: 704768 Analysis Method: EPA 9056
QC Batch Method: EPA 9056 Analysis Description: 9056 IC Anions
Laboratory: Pace Analytical Services - Indianapolis
Associated Lab Samples: 50330084001, 50330084002, 50330084003, 50330084004, 50330084005, 50330084006, 50330084007

METHOD BLANK: 3240021 Matrix: Water
Associated Lab Samples: 50330084001, 50330084002, 50330084003, 50330084004, 50330084005, 50330084006, 50330084007

Parameter	Units	Blank Result	Reporting Limit	MDL	Analyzed	Qualifiers
Chloride	mg/L	ND	0.25	0.067	11/08/22 21:46	
Fluoride	mg/L	ND	0.10	0.017	11/08/22 21:46	
Sulfate	mg/L	ND	0.25	0.085	11/08/22 21:46	

LABORATORY CONTROL SAMPLE: 3240022

Parameter	Units	Spike Conc.	LCS Result	LCS % Rec	% Rec Limits	Qualifiers
Chloride	mg/L	1.2	1.2	96	80-120	
Fluoride	mg/L	0.5	0.43	87	80-120	
Sulfate	mg/L	2.5	2.4	98	80-120	

MATRIX SPIKE & MATRIX SPIKE DUPLICATE: 3240023 3240024

Parameter	Units	50330089008		3240023		3240024		% Rec	% Rec	% Rec Limits	RPD	Max RPD	Qual
		Result	MS Spike Conc.	MSD Spike Conc.	MS Result	MSD Result	MS % Rec						
Chloride	mg/L	35.1	12.5	12.5	47.6	47.8	101	102	80-120	0	15		
Fluoride	mg/L	0.61	0.5	0.5	1.1	1.1	100	98	80-120	1	15		
Sulfate	mg/L	707	250	250	937	944	92	95	80-120	1	15		

Results presented on this page are in the units indicated by the "Units" column except where an alternate unit is presented to the right of the result.

REPORT OF LABORATORY ANALYSIS

This report shall not be reproduced, except in full,
without the written consent of Pace Analytical Services, LLC.

QUALITY CONTROL DATA

Project: Harding St Profile 1 Report 1

Pace Project No.: 50330084

QC Batch:	705334	Analysis Method:	EPA 6010
QC Batch Method:	EPA 3010	Analysis Description:	6010 MET
		Laboratory:	Pace Analytical Services - Indianapolis

Associated Lab Samples: 50330084001, 50330084002, 50330084003, 50330084004, 50330084005, 50330084006, 50330084007

METHOD BLANK: 3242320 Matrix: Water

Associated Lab Samples: 50330084001, 50330084002, 50330084003, 50330084004, 50330084005, 50330084006, 50330084007

Parameter	Units	Blank Result	Reporting Limit	MDL	Analyzed	Qualifiers
Aluminum	ug/L	ND	200	55.4	11/16/22 11:51	
Barium	ug/L	ND	10.0	2.1	11/16/22 11:51	
Boron	ug/L	ND	100	37.6	11/16/22 11:51	
Cadmium	ug/L	ND	2.0	0.66	11/16/22 11:51	
Calcium	ug/L	ND	1000	163	11/16/22 11:51	
Chromium	ug/L	ND	10.0	0.97	11/16/22 11:51	
Iron	ug/L	ND	100	48.8	11/16/22 11:51	
Lead	ug/L	ND	10.0	2.6	11/16/22 11:51	
Lithium	ug/L	ND	20.0	6.2	11/16/22 11:51	
Magnesium	ug/L	ND	1000	71.8	11/16/22 11:51	
Manganese	ug/L	ND	10.0	2.5	11/16/22 11:51	
Molybdenum	ug/L	ND	10.0	3.7	11/16/22 11:51	
Potassium	ug/L	ND	1000	281	11/16/22 11:51	
Silica	ug/L	ND	450		11/16/22 11:51	N2
Sodium	ug/L	ND	1000	214	11/16/22 11:51	

LABORATORY CONTROL SAMPLE: 3242321

Parameter	Units	Spike Conc.	LCS Result	LCS % Rec	% Rec Limits	Qualifiers
Aluminum	ug/L	10000	10500	105	80-120	
Barium	ug/L	1000	1080	108	80-120	
Boron	ug/L	1000	1040	104	80-120	
Cadmium	ug/L	1000	1030	103	80-120	
Calcium	ug/L	10000	11100	111	80-120	
Chromium	ug/L	1000	1040	104	80-120	
Iron	ug/L	10000	10700	107	80-120	
Lead	ug/L	1000	1060	106	80-120	
Lithium	ug/L	1000	1070	107	80-120	
Magnesium	ug/L	10000	10500	105	80-120	
Manganese	ug/L	1000	1040	104	80-120	
Molybdenum	ug/L	1000	1090	109	80-120	
Potassium	ug/L	10000	11000	110	80-120	
Silica	ug/L	10700	10800	101	80-120	N2
Sodium	ug/L	10000	10400	104	80-120	

Results presented on this page are in the units indicated by the "Units" column except where an alternate unit is presented to the right of the result.

REPORT OF LABORATORY ANALYSIS

This report shall not be reproduced, except in full,
without the written consent of Pace Analytical Services, LLC.

QUALITY CONTROL DATA

Project: Harding St Profile 1 Report 1

Pace Project No.: 50330084

Parameter	Units	50330076001		3242322		3242323		% Rec	% Rec	% Rec	Limits	RPD	Max RPD	Qual
		Result	MS Spike Conc.	MS Spike Conc.	MS Result	MSD Result	MS % Rec							
Aluminum	ug/L	ND	10000	10000	10600	11000	106	110	75-125	4	20			
Barium	ug/L	58.0	1000	1000	1080	1120	102	106	75-125	4	20			
Boron	ug/L	7720	1000	1000	8450	8530	74	82	75-125	1	20	P6		
Cadmium	ug/L	ND	1000	1000	996	1040	100	104	75-125	5	20			
Calcium	ug/L	230000	10000	10000	232000	229000	16	-16	75-125	1	20	P6		
Chromium	ug/L	ND	1000	1000	978	1000	98	100	75-125	3	20			
Iron	ug/L	4510	10000	10000	14200	14700	97	102	75-125	4	20			
Lead	ug/L	ND	1000	1000	976	1020	98	102	75-125	4	20			
Lithium	ug/L	68.1	1000	1000	1140	1180	107	112	75-125	4	20			
Magnesium	ug/L	69200	10000	10000	76200	77300	70	81	75-125	1	20	P6		
Manganese	ug/L	351	1000	1000	1300	1350	95	100	75-125	4	20			
Molybdenum	ug/L	106	1000	1000	1140	1190	103	108	75-125	4	20			
Potassium	ug/L	13500	10000	10000	24000	24500	105	110	75-125	2	20			
Silica	ug/L	13500	10700	10700	23300	23800	91	97	75-125	2	20	N2		
Sodium	ug/L	217000	10000	10000	218000	216000	6	-8	75-125	1	20	P6		

Results presented on this page are in the units indicated by the "Units" column except where an alternate unit is presented to the right of the result.

REPORT OF LABORATORY ANALYSIS

This report shall not be reproduced, except in full,
without the written consent of Pace Analytical Services, LLC.

QUALITY CONTROL DATA

Project: Harding St Profile 1 Report 1

Pace Project No.: 50330084

QC Batch:	705267	Analysis Method:	EPA 6010
QC Batch Method:	EPA 3010	Analysis Description:	6010 MET Dissolved
		Laboratory:	Pace Analytical Services - Indianapolis

Associated Lab Samples: 50330084001, 50330084002, 50330084003, 50330084004, 50330084005, 50330084006, 50330084007

METHOD BLANK: 3242006 Matrix: Water
Associated Lab Samples: 50330084001, 50330084002, 50330084003, 50330084004, 50330084005, 50330084006, 50330084007

Parameter	Units	Blank Result	Reporting Limit	MDL	Analyzed	Qualifiers
Iron, Dissolved	ug/L	ND	100	48.8	11/15/22 13:49	
Manganese, Dissolved	ug/L	ND	10.0	5.4	11/15/22 13:49	
Molybdenum, Dissolved	ug/L	ND	10.0	2.0	11/15/22 13:49	

LABORATORY CONTROL SAMPLE: 3242007

Parameter	Units	Spike Conc.	LCS Result	LCS % Rec	% Rec Limits	Qualifiers
Iron, Dissolved	ug/L	10000	10300	103	80-120	
Manganese, Dissolved	ug/L	1000	1020	102	80-120	
Molybdenum, Dissolved	ug/L	1000	1040	104	80-120	

MATRIX SPIKE & MATRIX SPIKE DUPLICATE: 3242008 3242009

Parameter	Units	50330076001		3242008		3242009		% Rec	% Rec	% Rec Limits	RPD	Max RPD	Qual
		Result	MS Spike Conc.	MSD Spike Conc.	MS Result	MSD Result	MS % Rec						
Iron, Dissolved	ug/L	7430	10000	10000	17300	18200	99	108	75-125	5	20		
Manganese, Dissolved	ug/L	216	1000	1000	1210	1280	100	106	75-125	5	20		
Molybdenum, Dissolved	ug/L	15.6	1000	1000	1090	1140	107	113	75-125	5	20		

Results presented on this page are in the units indicated by the "Units" column except where an alternate unit is presented to the right of the result.

REPORT OF LABORATORY ANALYSIS

This report shall not be reproduced, except in full,
without the written consent of Pace Analytical Services, LLC.

QUALITY CONTROL DATA

Project: Harding St Profile 1 Report 1

Pace Project No.: 50330084

QC Batch:	704687	Analysis Method:	EPA 6020
QC Batch Method:	EPA 200.2	Analysis Description:	6020 MET
		Laboratory:	Pace Analytical Services - Indianapolis

Associated Lab Samples: 50330084001, 50330084002, 50330084003, 50330084004, 50330084005, 50330084006, 50330084007

METHOD BLANK: 3239832 Matrix: Water
Associated Lab Samples: 50330084001, 50330084002, 50330084003, 50330084004, 50330084005, 50330084006, 50330084007

Parameter	Units	Blank Result	Reporting Limit	MDL	Analyzed	Qualifiers
Antimony	ug/L	ND	1.0	0.28	11/08/22 08:38	
Arsenic	ug/L	ND	1.0	0.094	11/08/22 08:38	
Cobalt	ug/L	ND	1.0	0.072	11/08/22 08:38	
Selenium	ug/L	ND	1.0	0.57	11/08/22 08:38	

LABORATORY CONTROL SAMPLE: 3239833

Parameter	Units	Spike Conc.	LCS Result	LCS % Rec	% Rec Limits	Qualifiers
Antimony	ug/L	40	41.1	103	80-120	
Arsenic	ug/L	40	39.2	98	80-120	
Cobalt	ug/L	40	40.6	102	80-120	
Selenium	ug/L	40	40.0	100	80-120	

MATRIX SPIKE & MATRIX SPIKE DUPLICATE: 3239834 3239835

Parameter	Units	MS		MSD		MS % Rec	MSD % Rec	% Rec Limits	RPD	Max RPD	Qual
		50330084005 Result	Spike Conc.	Spike Conc.	Result						
Antimony	ug/L	ND	40	40	41.4	41.4	103	103	75-125	0	20
Arsenic	ug/L	438	40	40	471	472	81	85	75-125	0	20
Cobalt	ug/L	ND	40	40	38.6	38.1	96	94	75-125	1	20
Selenium	ug/L	ND	40	40	40.0	39.3	99	98	75-125	2	20

Results presented on this page are in the units indicated by the "Units" column except where an alternate unit is presented to the right of the result.

REPORT OF LABORATORY ANALYSIS

This report shall not be reproduced, except in full,
without the written consent of Pace Analytical Services, LLC.

QUALITY CONTROL DATA

Project: Harding St Profile 1 Report 1

Pace Project No.: 50330084

QC Batch: 704620 Analysis Method: SM 2320B
 QC Batch Method: SM 2320B Analysis Description: 2320B Alkalinity
 Laboratory: Pace Analytical Services - Indianapolis
 Associated Lab Samples: 50330084001, 50330084002, 50330084003, 50330084004

METHOD BLANK: 3239484 Matrix: Water
 Associated Lab Samples: 50330084001, 50330084002, 50330084003, 50330084004

Parameter	Units	Blank Result	Reporting Limit	MDL	Analyzed	Qualifiers
Alkalinity, Total as CaCO3	mg/L	ND	10.0	10.0	11/07/22 15:21	
Alkalinity,Bicarbonate (CaCO3)	mg/L	ND	10.0	10.0	11/07/22 15:21	
Alkalinity,Carbonate (CaCO3)	mg/L	ND	10.0	10.0	11/07/22 15:21	

LABORATORY CONTROL SAMPLE: 3239485

Parameter	Units	Spike Conc.	LCS Result	LCS % Rec	% Rec Limits	Qualifiers
Alkalinity, Total as CaCO3	mg/L	50	48.1	96	90-110	

SAMPLE DUPLICATE: 3239486

Parameter	Units	50330072001 Result	Dup Result	RPD	Max RPD	Qualifiers
Alkalinity, Total as CaCO3	mg/L	260	260	0	20	
Alkalinity,Bicarbonate (CaCO3)	mg/L	254	255	0	20	
Alkalinity,Carbonate (CaCO3)	mg/L	<10.0	ND		20	

SAMPLE DUPLICATE: 3239487

Parameter	Units	50330084001 Result	Dup Result	RPD	Max RPD	Qualifiers
Alkalinity, Total as CaCO3	mg/L	249	249	0	20	
Alkalinity,Bicarbonate (CaCO3)	mg/L	249	249	0	20	
Alkalinity,Carbonate (CaCO3)	mg/L	ND	ND		20	

Results presented on this page are in the units indicated by the "Units" column except where an alternate unit is presented to the right of the result.

REPORT OF LABORATORY ANALYSIS

This report shall not be reproduced, except in full,
 without the written consent of Pace Analytical Services, LLC.

QUALITY CONTROL DATA

Project: Harding St Profile 1 Report 1

Pace Project No.: 50330084

QC Batch:	704668	Analysis Method:	SM 2320B
QC Batch Method:	SM 2320B	Analysis Description:	2320B Alkalinity
		Laboratory:	Pace Analytical Services - Indianapolis
Associated Lab Samples:	50330084005, 50330084006, 50330084007		

METHOD BLANK: 3239792 Matrix: Water

Associated Lab Samples: 50330084005, 50330084006, 50330084007

Parameter	Units	Blank Result	Reporting Limit	MDL	Analyzed	Qualifiers
Alkalinity, Total as CaCO3	mg/L	ND	10.0	10.0	11/07/22 19:02	
Alkalinity,Bicarbonate (CaCO3)	mg/L	ND	10.0	10.0	11/07/22 19:02	
Alkalinity,Carbonate (CaCO3)	mg/L	ND	10.0	10.0	11/07/22 19:02	

LABORATORY CONTROL SAMPLE: 3239793

Parameter	Units	Spike Conc.	LCS Result	LCS % Rec	% Rec Limits	Qualifiers
Alkalinity, Total as CaCO3	mg/L	50	47.0	94	90-110	

SAMPLE DUPLICATE: 3239794

Parameter	Units	50330089001 Result	Dup Result	RPD	Max RPD	Qualifiers
Alkalinity, Total as CaCO3	mg/L	131	133	2	20	
Alkalinity,Bicarbonate (CaCO3)	mg/L	131	133	2	20	
Alkalinity,Carbonate (CaCO3)	mg/L	ND	ND		20	

SAMPLE DUPLICATE: 3239795

Parameter	Units	50330089006 Result	Dup Result	RPD	Max RPD	Qualifiers
Alkalinity, Total as CaCO3	mg/L	263	268	2	20	
Alkalinity,Bicarbonate (CaCO3)	mg/L	263	268	2	20	
Alkalinity,Carbonate (CaCO3)	mg/L	ND	ND		20	

Results presented on this page are in the units indicated by the "Units" column except where an alternate unit is presented to the right of the result.

REPORT OF LABORATORY ANALYSIS

This report shall not be reproduced, except in full,
without the written consent of Pace Analytical Services, LLC.

QUALITY CONTROL DATA

Project: Harding St Profile 1 Report 1

Pace Project No.: 50330084

QC Batch:	704898	Analysis Method:	SM 2540C
QC Batch Method:	SM 2540C	Analysis Description:	2540C Total Dissolved Solids
		Laboratory:	Pace Analytical Services - Indianapolis

Associated Lab Samples: 50330084001, 50330084002, 50330084003, 50330084004, 50330084005, 50330084006, 50330084007

METHOD BLANK: 3240472 Matrix: Water

Associated Lab Samples: 50330084001, 50330084002, 50330084003, 50330084004, 50330084005, 50330084006, 50330084007

Parameter	Units	Blank Result	Reporting Limit	MDL	Analyzed	Qualifiers
Total Dissolved Solids	mg/L	ND	10.0	10.0	11/08/22 09:51	

LABORATORY CONTROL SAMPLE: 3240481

Parameter	Units	Spike Conc.	LCS Result	LCS % Rec	% Rec Limits	Qualifiers
Total Dissolved Solids	mg/L	300	286	95	80-120	

SAMPLE DUPLICATE: 3240473

Parameter	Units	50330055007 Result	Dup Result	RPD	Max RPD	Qualifiers
Total Dissolved Solids	mg/L	413	417	1	10	

SAMPLE DUPLICATE: 3240474

Parameter	Units	50330055008 Result	Dup Result	RPD	Max RPD	Qualifiers
Total Dissolved Solids	mg/L	541	540	0	10	

Results presented on this page are in the units indicated by the "Units" column except where an alternate unit is presented to the right of the result.

REPORT OF LABORATORY ANALYSIS

This report shall not be reproduced, except in full,
without the written consent of Pace Analytical Services, LLC.

QUALITY CONTROL DATA

Project: Harding St Profile 1 Report 1

Pace Project No.: 50330084

QC Batch: 704765

Analysis Method: SM 4500-H+B

QC Batch Method: SM 4500-H+B

Analysis Description: 4500H+B pH

Laboratory: Pace Analytical Services - Indianapolis

Associated Lab Samples: 50330084001

SAMPLE DUPLICATE: 3240013

Parameter	Units	50329941001 Result	Dup Result	RPD	Max RPD	Qualifiers
pH at 25 Degrees C	Std. Units	7.5	7.5	0	2	H3

SAMPLE DUPLICATE: 3240014

Parameter	Units	50330084001 Result	Dup Result	RPD	Max RPD	Qualifiers
pH at 25 Degrees C	Std. Units	7.6	7.6	0	2	H3

Results presented on this page are in the units indicated by the "Units" column except where an alternate unit is presented to the right of the result.

REPORT OF LABORATORY ANALYSIS

This report shall not be reproduced, except in full,
without the written consent of Pace Analytical Services, LLC.

QUALITY CONTROL DATA

Project: Harding St Profile 1 Report 1

Pace Project No.: 50330084

QC Batch: 704767

Analysis Method: SM 4500-H+B

QC Batch Method: SM 4500-H+B

Analysis Description: 4500H+B pH

Laboratory: Pace Analytical Services - Indianapolis

Associated Lab Samples: 50330084002, 50330084003, 50330084004, 50330084005, 50330084006, 50330084007

SAMPLE DUPLICATE: 3240019

Parameter	Units	50330084002 Result	Dup Result	RPD	Max RPD	Qualifiers
pH at 25 Degrees C	Std. Units	7.7	7.7	0	2	H3

SAMPLE DUPLICATE: 3240020

Parameter	Units	50330124013 Result	Dup Result	RPD	Max RPD	Qualifiers
pH at 25 Degrees C	Std. Units	6.7	6.7	0	2	H3

Results presented on this page are in the units indicated by the "Units" column except where an alternate unit is presented to the right of the result.

REPORT OF LABORATORY ANALYSIS

This report shall not be reproduced, except in full,
without the written consent of Pace Analytical Services, LLC.

QUALITY CONTROL DATA

Project: Harding St Profile 1 Report 1

Pace Project No.: 50330084

QC Batch:	704925	Analysis Method:	SM 4500-S2-D
QC Batch Method:	SM 4500-S2-D	Analysis Description:	4500S2D Sulfide Water
		Laboratory:	Pace Analytical Services - Indianapolis

Associated Lab Samples: 50330084001, 50330084002, 50330084003, 50330084004, 50330084005, 50330084006, 50330084007

METHOD BLANK: 3240546 Matrix: Water
Associated Lab Samples: 50330084001, 50330084002, 50330084003, 50330084004, 50330084005, 50330084006, 50330084007

Parameter	Units	Blank Result	Reporting Limit	MDL	Analyzed	Qualifiers
Sulfide	mg/L	ND	0.10	0.025	11/08/22 12:00	

LABORATORY CONTROL SAMPLE: 3240547

Parameter	Units	Spike Conc.	LCS Result	LCS % Rec	% Rec Limits	Qualifiers
Sulfide	mg/L	0.5	0.54	107	90-110	

MATRIX SPIKE & MATRIX SPIKE DUPLICATE: 3240548 3240549

Parameter	Units	50330084001 Result	MS Spike Conc.	MSD Spike Conc.	MS Result	MSD Result	MS % Rec	MSD % Rec	% Rec Limits	RPD	Max RPD	Qual
Sulfide	mg/L	ND	0.5	0.5	0.53	0.54	107	108	90-110	2	20	

MATRIX SPIKE SAMPLE: 3240550

Parameter	Units	50330124002 Result	Spike Conc.	MS Result	MS % Rec	% Rec Limits	Qualifiers
Sulfide	mg/L	0.71J	5	6.5	115	90-110	M0

Results presented on this page are in the units indicated by the "Units" column except where an alternate unit is presented to the right of the result.

REPORT OF LABORATORY ANALYSIS

This report shall not be reproduced, except in full,
without the written consent of Pace Analytical Services, LLC.

QUALITY CONTROL DATA

Project: Harding St Profile 1 Report 1
Pace Project No.: 50330084

QC Batch: 705313 Analysis Method: HACH 8146
QC Batch Method: HACH 8146 Analysis Description: Iron, Ferrous
Laboratory: Pace Analytical Services - Indianapolis
Associated Lab Samples: 50330084001, 50330084002, 50330084003, 50330084004, 50330084005, 50330084006, 50330084007

METHOD BLANK: 3242233 Matrix: Water
Associated Lab Samples: 50330084001, 50330084002, 50330084003, 50330084004, 50330084005, 50330084006, 50330084007

Parameter	Units	Blank Result	Reporting Limit	MDL	Analyzed	Qualifiers
Iron, Ferrous	mg/L	ND	0.20	0.096	11/09/22 17:11	H3,N2

LABORATORY CONTROL SAMPLE: 3242234

Parameter	Units	Spike Conc.	LCS Result	LCS % Rec	% Rec Limits	Qualifiers
Iron, Ferrous	mg/L	1	0.99	99	90-110	H3,N2

MATRIX SPIKE & MATRIX SPIKE DUPLICATE: 3242235 3242236

Parameter	Units	50330154004 Result	MS Spike Conc.	MSD Spike Conc.	MS Result	MSD Result	MS % Rec	MSD % Rec	% Rec Limits	RPD	Max RPD	Qual
Iron, Ferrous	mg/L	5.7	25	25	32.1	30.8	106	101	90-110	4	20	H3,N2

MATRIX SPIKE SAMPLE: 3242237

Parameter	Units	50330084001 Result	Spike Conc.	MS Result	MS % Rec	% Rec Limits	Qualifiers
Iron, Ferrous	mg/L	ND	1	0.99	99	90-110	H3,N2

Results presented on this page are in the units indicated by the "Units" column except where an alternate unit is presented to the right of the result.

REPORT OF LABORATORY ANALYSIS

This report shall not be reproduced, except in full,
without the written consent of Pace Analytical Services, LLC.

QUALITY CONTROL DATA

Project: Harding St Profile 1 Report 1

Pace Project No.: 50330084

QC Batch: 704349 Analysis Method: EPA 353.2
 QC Batch Method: EPA 353.2 Analysis Description: 353.2 Nitrate + Nitrite, Unpres.
 Laboratory: Pace Analytical Services - Indianapolis
 Associated Lab Samples: 50330084001, 50330084002, 50330084003, 50330084004, 50330084005, 50330084006, 50330084007

METHOD BLANK: 3238112 Matrix: Water
 Associated Lab Samples: 50330084001, 50330084002, 50330084003, 50330084004, 50330084005, 50330084006, 50330084007

Parameter	Units	Blank Result	Reporting Limit	MDL	Analyzed	Qualifiers
Nitrogen, Nitrate	mg/L	ND	0.10	0.011	11/03/22 23:00	
Nitrogen, Nitrite	mg/L	ND	0.10	0.0040	11/03/22 23:00	

LABORATORY CONTROL SAMPLE: 3238113

Parameter	Units	Spike Conc.	LCS Result	LCS % Rec	% Rec Limits	Qualifiers
Nitrogen, Nitrate	mg/L	1	1.0	100	90-110	
Nitrogen, Nitrite	mg/L	1	1.0	104	90-110	

MATRIX SPIKE & MATRIX SPIKE DUPLICATE: 3238114 3238115

Parameter	Units	50330076003 Result	MS Spike Conc.	MSD Spike Conc.	MS Result	MSD Result	MS % Rec	MSD % Rec	% Rec Limits	RPD	Max RPD	Qual
Nitrogen, Nitrate	mg/L	ND	1	1	1.0	1.0	101	100	90-110	0	20	
Nitrogen, Nitrite	mg/L	ND	1	1	1.0	1.0	104	104	90-110	0	20	

MATRIX SPIKE SAMPLE: 3238116

Parameter	Units	50330083014 Result	Spike Conc.	MS Result	MS % Rec	% Rec Limits	Qualifiers
Nitrogen, Nitrate	mg/L	ND	20	20.2	101	90-110	
Nitrogen, Nitrite	mg/L	ND	20	20.8	104	90-110	

Results presented on this page are in the units indicated by the "Units" column except where an alternate unit is presented to the right of the result.

REPORT OF LABORATORY ANALYSIS

This report shall not be reproduced, except in full,
 without the written consent of Pace Analytical Services, LLC.

QUALITY CONTROL DATA

Project: Harding St Profile 1 Report 1

Pace Project No.: 50330084

QC Batch: 704591 Analysis Method: EPA 365.1
 QC Batch Method: EPA 365.1 Analysis Description: 365.1 Total Phosphorus
 Laboratory: Pace Analytical Services - Indianapolis
 Associated Lab Samples: 50330084001, 50330084002, 50330084003, 50330084004, 50330084005, 50330084006, 50330084007

METHOD BLANK: 3239409 Matrix: Water
 Associated Lab Samples: 50330084001, 50330084002, 50330084003, 50330084004, 50330084005, 50330084006, 50330084007

Parameter	Units	Blank Result	Reporting Limit	MDL	Analyzed	Qualifiers
Phosphate as P04	mg/L	ND	0.15	0.15	11/08/22 18:59	

LABORATORY CONTROL SAMPLE: 3239410

Parameter	Units	Spike Conc.	LCS Result	LCS % Rec	% Rec Limits	Qualifiers
Phosphate as P04	mg/L		1.4			

MATRIX SPIKE & MATRIX SPIKE DUPLICATE: 3239411 3239412

Parameter	Units	50330034018 Result	MS Spike Conc.	MSD Spike Conc.	MS Result	MSD Result	MS % Rec	MSD % Rec	% Rec Limits	RPD	Max RPD	Qual
Phosphate as P04	mg/L	ND			1.5	1.5				1		

MATRIX SPIKE SAMPLE: 3239413

Parameter	Units	50330084001 Result	Spike Conc.	MS Result	MS % Rec	% Rec Limits	Qualifiers
Phosphate as P04	mg/L	0.35		1.6			

Results presented on this page are in the units indicated by the "Units" column except where an alternate unit is presented to the right of the result.

REPORT OF LABORATORY ANALYSIS

This report shall not be reproduced, except in full,
without the written consent of Pace Analytical Services, LLC.

QUALITY CONTROL DATA

Project: Harding St Profile 1 Report 1

Pace Project No.: 50330084

QC Batch:	706420	Analysis Method:	SM 5310C
QC Batch Method:	SM 5310C	Analysis Description:	5310C Total Organic Carbon
		Laboratory:	Pace Analytical Services - Indianapolis

Associated Lab Samples: 50330084001, 50330084002, 50330084003, 50330084004, 50330084005, 50330084006, 50330084007

METHOD BLANK: 3247361 Matrix: Water

Associated Lab Samples: 50330084001, 50330084002, 50330084003, 50330084004, 50330084005, 50330084006, 50330084007

Parameter	Units	Blank Result	Reporting Limit	MDL	Analyzed	Qualifiers
Total Organic Carbon	mg/L	ND	1.0	0.14	11/17/22 17:05	

LABORATORY CONTROL SAMPLE: 3247362

Parameter	Units	Spike Conc.	LCS Result	LCS % Rec	% Rec Limits	Qualifiers
Total Organic Carbon	mg/L	10	9.9	99	90-110	

MATRIX SPIKE & MATRIX SPIKE DUPLICATE: 3247363 3247364

Parameter	Units	50329997001 Result	MS Spike Conc.	MSD Spike Conc.	MS Result	MSD Result	MS % Rec	MSD % Rec	% Rec Limits	RPD	Max RPD	Qual
Total Organic Carbon	mg/L	2.2	10	10	12.2	12.4	100	102	80-120	2	20	

MATRIX SPIKE SAMPLE: 3247365

Parameter	Units	50329997002 Result	Spike Conc.	MS Result	MS % Rec	% Rec Limits	Qualifiers
Total Organic Carbon	mg/L	ND	10	10.6	98	80-120	

Results presented on this page are in the units indicated by the "Units" column except where an alternate unit is presented to the right of the result.

REPORT OF LABORATORY ANALYSIS

This report shall not be reproduced, except in full,
without the written consent of Pace Analytical Services, LLC.

QUALITY CONTROL DATA

Project: Harding St Profile 1 Report 1

Pace Project No.: 50330084

QC Batch: 706240

Analysis Method: SM 5310C

QC Batch Method: SM 5310C

Analysis Description: 5310C Dissolved Organic Carbon

Laboratory: Pace Analytical Services - Indianapolis

Associated Lab Samples: 50330084001

METHOD BLANK: 3246751

Matrix: Water

Associated Lab Samples: 50330084001

Parameter	Units	Blank Result	Reporting Limit	MDL	Analyzed	Qualifiers
Dissolved Organic Carbon	mg/L	ND	1.0	0.14	11/16/22 13:25	

LABORATORY CONTROL SAMPLE: 3246752

Parameter	Units	Spike Conc.	LCS Result	LCS % Rec	% Rec Limits	Qualifiers
Dissolved Organic Carbon	mg/L	10	10.5	105	90-110	

MATRIX SPIKE & MATRIX SPIKE DUPLICATE: 3246753 3246754

Parameter	Units	50329941006		50329941007		50329941007		% Rec Limits	RPD	Max RPD	Qual	
		MS Result	MSD Spike Conc.	MS Result	MSD Spike Conc.	MS Result	MSD Spike Conc.					
Dissolved Organic Carbon	mg/L	2.1	10	10	10	12.2	12.1	101	100	80-120	1	20

MATRIX SPIKE SAMPLE: 3246755

Parameter	Units	50329941007 Result	Spike Conc.	MS Result	MS % Rec	% Rec Limits	Qualifiers
Dissolved Organic Carbon	mg/L	2.8	10	12.8	100	80-120	

Results presented on this page are in the units indicated by the "Units" column except where an alternate unit is presented to the right of the result.

REPORT OF LABORATORY ANALYSIS

This report shall not be reproduced, except in full,
without the written consent of Pace Analytical Services, LLC.

QUALITY CONTROL DATA

Project: Harding St Profile 1 Report 1

Pace Project No.: 50330084

QC Batch: 706408 Analysis Method: SM 5310C
 QC Batch Method: SM 5310C Analysis Description: 5310C Dissolved Organic Carbon
 Laboratory: Pace Analytical Services - Indianapolis
 Associated Lab Samples: 50330084002, 50330084003, 50330084004, 50330084005, 50330084006, 50330084007

METHOD BLANK: 3247306 Matrix: Water
 Associated Lab Samples: 50330084002, 50330084003, 50330084004, 50330084005, 50330084006, 50330084007

Parameter	Units	Blank Result	Reporting Limit	MDL	Analyzed	Qualifiers
Dissolved Organic Carbon	mg/L	ND	1.0	0.14	11/16/22 02:23	

LABORATORY CONTROL SAMPLE: 3247307

Parameter	Units	Spike Conc.	LCS Result	LCS % Rec	% Rec Limits	Qualifiers
Dissolved Organic Carbon	mg/L	10	9.9	99	90-110	

MATRIX SPIKE & MATRIX SPIKE DUPLICATE: 3247308 3247309

Parameter	Units	3247308		3247309		MS % Rec	MSD % Rec	% Rec Limits	RPD	Max RPD	Qual	
		50330084002 Result	MS Spike Conc.	MSD Spike Conc.	MS Result							MSD Result
Dissolved Organic Carbon	mg/L	1.5	10	10	11.2	11.1	98	97	80-120	1	20	

Results presented on this page are in the units indicated by the "Units" column except where an alternate unit is presented to the right of the result.

REPORT OF LABORATORY ANALYSIS

This report shall not be reproduced, except in full,
 without the written consent of Pace Analytical Services, LLC.

ANALYTICAL RESULTS - RADIOCHEMISTRY

Project: Harding St Profile 1 Report 1

Pace Project No.: 50330084

Sample: MW-9D **Lab ID: 50330084001** Collected: 11/02/22 12:05 Received: 11/03/22 15:45 Matrix: Water
PWS: Site ID: Sample Type:

Parameters	Method	Act ± Unc (MDC) Carr Trac	Units	Analyzed	CAS No.	Qual
Pace Analytical Services - Greensburg						
Radium-226	EPA 903.1	0.0564 ± 0.398 (0.795) C:NA T:90%	pCi/L	11/28/22 13:41	13982-63-3	
Pace Analytical Services - Greensburg						
Radium-228	EPA 904.0	0.316 ± 0.344 (0.718) C:80% T:86%	pCi/L	11/23/22 11:29	15262-20-1	
Pace Analytical Services - Greensburg						
Total Radium	Total Radium Calculation	0.372 ± 0.742 (1.51)	pCi/L	11/28/22 14:44	7440-14-4	

REPORT OF LABORATORY ANALYSIS

This report shall not be reproduced, except in full,
without the written consent of Pace Analytical Services, LLC.

ANALYTICAL RESULTS - RADIOCHEMISTRY

Project: Harding St Profile 1 Report 1

Pace Project No.: 50330084

Sample: MW-9I **Lab ID: 50330084002** Collected: 11/02/22 13:45 Received: 11/03/22 15:45 Matrix: Water
PWS: Site ID: Sample Type:

Parameters	Method	Act ± Unc (MDC) Carr Trac	Units	Analyzed	CAS No.	Qual
	Pace Analytical Services - Greensburg					
Radium-226	EPA 903.1	0.498 ± 0.476 (0.725) C:NA T:93%	pCi/L	11/28/22 13:41	13982-63-3	
	Pace Analytical Services - Greensburg					
Radium-228	EPA 904.0	0.199 ± 0.326 (0.708) C:79% T:90%	pCi/L	11/23/22 11:29	15262-20-1	
	Pace Analytical Services - Greensburg					
Total Radium	Total Radium Calculation	0.697 ± 0.802 (1.43)	pCi/L	11/28/22 14:44	7440-14-4	

REPORT OF LABORATORY ANALYSIS

This report shall not be reproduced, except in full,
without the written consent of Pace Analytical Services, LLC.

ANALYTICAL RESULTS - RADIOCHEMISTRY

Project: Harding St Profile 1 Report 1

Pace Project No.: 50330084

Sample: MW-12D **Lab ID: 50330084003** Collected: 11/02/22 15:15 Received: 11/03/22 15:45 Matrix: Water
PWS: Site ID: Sample Type:

Parameters	Method	Act ± Unc (MDC) Carr Trac	Units	Analyzed	CAS No.	Qual
Pace Analytical Services - Greensburg						
Radium-226	EPA 903.1	0.355 ± 0.494 (0.835) C:NA T:90%	pCi/L	11/28/22 13:41	13982-63-3	
Pace Analytical Services - Greensburg						
Radium-228	EPA 904.0	0.663 ± 0.363 (0.649) C:80% T:88%	pCi/L	11/23/22 11:29	15262-20-1	
Pace Analytical Services - Greensburg						
Total Radium	Total Radium Calculation	1.02 ± 0.857 (1.48)	pCi/L	11/28/22 14:44	7440-14-4	

REPORT OF LABORATORY ANALYSIS

This report shall not be reproduced, except in full,
without the written consent of Pace Analytical Services, LLC.

ANALYTICAL RESULTS - RADIOCHEMISTRY

Project: Harding St Profile 1 Report 1

Pace Project No.: 50330084

Sample: MW-7S **Lab ID: 50330084004** Collected: 11/02/22 11:15 Received: 11/03/22 15:45 Matrix: Water
PWS: Site ID: Sample Type:

Parameters	Method	Act ± Unc (MDC) Carr Trac	Units	Analyzed	CAS No.	Qual
Pace Analytical Services - Greensburg						
Radium-226	EPA 903.1	0.420 ± 0.458 (0.721) C:NA T:95%	pCi/L	11/28/22 13:41	13982-63-3	
Pace Analytical Services - Greensburg						
Radium-228	EPA 904.0	0.882 ± 0.386 (0.627) C:82% T:91%	pCi/L	11/23/22 11:29	15262-20-1	
Pace Analytical Services - Greensburg						
Total Radium	Total Radium Calculation	1.30 ± 0.844 (1.35)	pCi/L	11/28/22 14:44	7440-14-4	

REPORT OF LABORATORY ANALYSIS

This report shall not be reproduced, except in full,
without the written consent of Pace Analytical Services, LLC.

ANALYTICAL RESULTS - RADIOCHEMISTRY

Project: Harding St Profile 1 Report 1

Pace Project No.: 50330084

Sample: MW-7D **Lab ID: 50330084005** Collected: 11/02/22 12:35 Received: 11/03/22 15:45 Matrix: Water
PWS: Site ID: Sample Type:

Parameters	Method	Act ± Unc (MDC) Carr Trac	Units	Analyzed	CAS No.	Qual
	Pace Analytical Services - Greensburg					
Radium-226	EPA 903.1	0.118 ± 0.491 (0.936) C:NA T:89%	pCi/L	11/28/22 13:41	13982-63-3	
	Pace Analytical Services - Greensburg					
Radium-228	EPA 904.0	0.588 ± 0.372 (0.701) C:78% T:89%	pCi/L	11/23/22 11:29	15262-20-1	
	Pace Analytical Services - Greensburg					
Total Radium	Total Radium Calculation	0.706 ± 0.863 (1.64)	pCi/L	11/28/22 14:44	7440-14-4	

REPORT OF LABORATORY ANALYSIS

This report shall not be reproduced, except in full,
without the written consent of Pace Analytical Services, LLC.

ANALYTICAL RESULTS - RADIOCHEMISTRY

Project: Harding St Profile 1 Report 1

Pace Project No.: 50330084

Sample: MW-6S **Lab ID: 50330084006** Collected: 11/02/22 13:56 Received: 11/03/22 15:45 Matrix: Water
PWS: Site ID: Sample Type:

Parameters	Method	Act ± Unc (MDC) Carr Trac	Units	Analyzed	CAS No.	Qual
Pace Analytical Services - Greensburg						
Radium-226	EPA 903.1	0.270 ± 0.411 (0.708) C:NA T:96%	pCi/L	11/28/22 13:41	13982-63-3	
Pace Analytical Services - Greensburg						
Radium-228	EPA 904.0	0.132 ± 0.329 (0.735) C:73% T:89%	pCi/L	11/23/22 11:29	15262-20-1	
Pace Analytical Services - Greensburg						
Total Radium	Total Radium Calculation	0.402 ± 0.740 (1.44)	pCi/L	11/28/22 14:44	7440-14-4	

REPORT OF LABORATORY ANALYSIS

This report shall not be reproduced, except in full,
without the written consent of Pace Analytical Services, LLC.

ANALYTICAL RESULTS - RADIOCHEMISTRY

Project: Harding St Profile 1 Report 1

Pace Project No.: 50330084

Sample: DUP-1 **Lab ID: 50330084007** Collected: 11/02/22 00:00 Received: 11/03/22 15:45 Matrix: Water
PWS: Site ID: Sample Type:

Parameters	Method	Act ± Unc (MDC) Carr Trac	Units	Analyzed	CAS No.	Qual
	Pace Analytical Services - Greensburg					
Radium-226	EPA 903.1	-0.0612 ± 0.465 (0.971) C:NA T:92%	pCi/L	11/28/22 13:41	13982-63-3	
	Pace Analytical Services - Greensburg					
Radium-228	EPA 904.0	0.674 ± 0.367 (0.655) C:83% T:87%	pCi/L	11/23/22 14:31	15262-20-1	
	Pace Analytical Services - Greensburg					
Total Radium	Total Radium Calculation	0.674 ± 0.832 (1.63)	pCi/L	11/28/22 14:44	7440-14-4	

REPORT OF LABORATORY ANALYSIS

This report shall not be reproduced, except in full,
without the written consent of Pace Analytical Services, LLC.

QUALITY CONTROL - RADIOCHEMISTRY

Project: Harding St Profile 1 Report 1

Pace Project No.: 50330084

QC Batch: 545470

Analysis Method: EPA 903.1

QC Batch Method: EPA 903.1

Analysis Description: 903.1 Radium-226

Laboratory: Pace Analytical Services - Greensburg

Associated Lab Samples: 50330084001, 50330084002, 50330084003, 50330084004, 50330084005, 50330084006, 50330084007

METHOD BLANK: 2647996

Matrix: Water

Associated Lab Samples: 50330084001, 50330084002, 50330084003, 50330084004, 50330084005, 50330084006, 50330084007

Parameter	Act ± Unc (MDC) Carr Trac	Units	Analyzed	Qualifiers
Radium-226	-0.0446 ± 0.204 (0.414) C:NA T:95%	pCi/L	11/28/22 13:41	

Results presented on this page are in the units indicated by the "Units" column except where an alternate unit is presented to the right of the result.

REPORT OF LABORATORY ANALYSIS

This report shall not be reproduced, except in full,
without the written consent of Pace Analytical Services, LLC.

QUALITY CONTROL - RADIOCHEMISTRY

Project: Harding St Profile 1 Report 1

Pace Project No.: 50330084

QC Batch:	545472	Analysis Method:	EPA 904.0
QC Batch Method:	EPA 904.0	Analysis Description:	904.0 Radium 228
		Laboratory:	Pace Analytical Services - Greensburg

Associated Lab Samples: 50330084001, 50330084002, 50330084003, 50330084004, 50330084005, 50330084006, 50330084007

METHOD BLANK: 2647997 Matrix: Water

Associated Lab Samples: 50330084001, 50330084002, 50330084003, 50330084004, 50330084005, 50330084006, 50330084007

Parameter	Act ± Unc (MDC) Carr Trac	Units	Analyzed	Qualifiers
Radium-228	0.162 ± 0.269 (0.586) C:82% T:91%	pCi/L	11/23/22 11:29	

Results presented on this page are in the units indicated by the "Units" column except where an alternate unit is presented to the right of the result.

REPORT OF LABORATORY ANALYSIS

This report shall not be reproduced, except in full,
without the written consent of Pace Analytical Services, LLC.

QUALIFIERS

Project: Harding St Profile 1 Report 1

Pace Project No.: 50330084

DEFINITIONS

DF - Dilution Factor, if reported, represents the factor applied to the reported data due to dilution of the sample aliquot.

ND - Not Detected at or above adjusted reporting limit.

TNTC - Too Numerous To Count

J - Estimated concentration above the adjusted method detection limit and below the adjusted reporting limit.

MDL - Adjusted Method Detection Limit.

PQL - Practical Quantitation Limit.

RL - Reporting Limit - The lowest concentration value that meets project requirements for quantitative data with known precision and bias for a specific analyte in a specific matrix.

S - Surrogate

1,2-Diphenylhydrazine decomposes to and cannot be separated from Azobenzene using Method 8270. The result for each analyte is a combined concentration.

Consistent with EPA guidelines, unrounded data are displayed and have been used to calculate % recovery and RPD values.

LCS(D) - Laboratory Control Sample (Duplicate)

MS(D) - Matrix Spike (Duplicate)

DUP - Sample Duplicate

RPD - Relative Percent Difference

NC - Not Calculable.

SG - Silica Gel - Clean-Up

U - Indicates the compound was analyzed for, but not detected.

N-Nitrosodiphenylamine decomposes and cannot be separated from Diphenylamine using Method 8270. The result reported for each analyte is a combined concentration.

Reported results are not rounded until the final step prior to reporting. Therefore, calculated parameters that are typically reported as "Total" may vary slightly from the sum of the reported component parameters.

Act - Activity

Unc - Uncertainty: SDWA = 1.96 sigma count uncertainty, all other matrices = Expanded Uncertainty (95% confidence interval).

Gamma Spec = Expanded Uncertainty (95.4% Confidence Interval)

(MDC) - Minimum Detectable Concentration

Trac - Tracer Recovery (%)

Carr - Carrier Recovery (%)

Pace Analytical is TNI accredited. Contact your Pace PM for the current list of accredited analytes.

TNI - The NELAC Institute.

ANALYTE QUALIFIERS

H3 Sample was received or analysis requested beyond the recognized method holding time.

M0 Matrix spike recovery and/or matrix spike duplicate recovery was outside laboratory control limits.

N2 The lab does not hold NELAC/TNI accreditation for this parameter but other accreditations/certifications may apply. A complete list of accreditations/certifications is available upon request.

P6 Matrix spike recovery was outside laboratory control limits due to a parent sample concentration notably higher than the spike level.

REPORT OF LABORATORY ANALYSIS

This report shall not be reproduced, except in full,
without the written consent of Pace Analytical Services, LLC.

QUALITY CONTROL DATA CROSS REFERENCE TABLE

Project: Harding St Profile 1 Report 1

Pace Project No.: 50330084

Lab ID	Sample ID	QC Batch Method	QC Batch	Analytical Method	Analytical Batch
50330084001	MW-9D	EPA 9056	704768		
50330084002	MW-9I	EPA 9056	704768		
50330084003	MW-12D	EPA 9056	704768		
50330084004	MW-7S	EPA 9056	704768		
50330084005	MW-7D	EPA 9056	704768		
50330084006	MW-6S	EPA 9056	704768		
50330084007	DUP-1	EPA 9056	704768		
50330084001	MW-9D	EPA 3010	705334	EPA 6010	706676
50330084002	MW-9I	EPA 3010	705334	EPA 6010	706676
50330084003	MW-12D	EPA 3010	705334	EPA 6010	706676
50330084004	MW-7S	EPA 3010	705334	EPA 6010	706676
50330084005	MW-7D	EPA 3010	705334	EPA 6010	706676
50330084006	MW-6S	EPA 3010	705334	EPA 6010	706676
50330084007	DUP-1	EPA 3010	705334	EPA 6010	706676
50330084001	MW-9D	EPA 3010	705267	EPA 6010	706463
50330084002	MW-9I	EPA 3010	705267	EPA 6010	706463
50330084003	MW-12D	EPA 3010	705267	EPA 6010	706463
50330084004	MW-7S	EPA 3010	705267	EPA 6010	706463
50330084005	MW-7D	EPA 3010	705267	EPA 6010	706463
50330084006	MW-6S	EPA 3010	705267	EPA 6010	706463
50330084007	DUP-1	EPA 3010	705267	EPA 6010	706463
50330084001	MW-9D	EPA 200.2	704687	EPA 6020	704886
50330084002	MW-9I	EPA 200.2	704687	EPA 6020	704886
50330084003	MW-12D	EPA 200.2	704687	EPA 6020	704886
50330084004	MW-7S	EPA 200.2	704687	EPA 6020	704886
50330084005	MW-7D	EPA 200.2	704687	EPA 6020	704886
50330084006	MW-6S	EPA 200.2	704687	EPA 6020	704886
50330084007	DUP-1	EPA 200.2	704687	EPA 6020	704886
50330084001	MW-9D	EPA 903.1	545470		
50330084002	MW-9I	EPA 903.1	545470		
50330084003	MW-12D	EPA 903.1	545470		
50330084004	MW-7S	EPA 903.1	545470		
50330084005	MW-7D	EPA 903.1	545470		
50330084006	MW-6S	EPA 903.1	545470		
50330084007	DUP-1	EPA 903.1	545470		
50330084001	MW-9D	EPA 904.0	545472		
50330084002	MW-9I	EPA 904.0	545472		
50330084003	MW-12D	EPA 904.0	545472		
50330084004	MW-7S	EPA 904.0	545472		
50330084005	MW-7D	EPA 904.0	545472		
50330084006	MW-6S	EPA 904.0	545472		
50330084007	DUP-1	EPA 904.0	545472		
50330084001	MW-9D	Total Radium Calculation	549879		
50330084002	MW-9I	Total Radium Calculation	549879		
50330084003	MW-12D	Total Radium Calculation	549879		
50330084004	MW-7S	Total Radium Calculation	549879		

REPORT OF LABORATORY ANALYSIS

This report shall not be reproduced, except in full,
without the written consent of Pace Analytical Services, LLC.

QUALITY CONTROL DATA CROSS REFERENCE TABLE

Project: Harding St Profile 1 Report 1

Pace Project No.: 50330084

Lab ID	Sample ID	QC Batch Method	QC Batch	Analytical Method	Analytical Batch
50330084005	MW-7D	Total Radium Calculation	549879		
50330084006	MW-6S	Total Radium Calculation	549879		
50330084007	DUP-1	Total Radium Calculation	549879		
50330084001	MW-9D	SM 2320B	704620		
50330084002	MW-9I	SM 2320B	704620		
50330084003	MW-12D	SM 2320B	704620		
50330084004	MW-7S	SM 2320B	704620		
50330084005	MW-7D	SM 2320B	704668		
50330084006	MW-6S	SM 2320B	704668		
50330084007	DUP-1	SM 2320B	704668		
50330084001	MW-9D	SM 2540C	704898		
50330084002	MW-9I	SM 2540C	704898		
50330084003	MW-12D	SM 2540C	704898		
50330084004	MW-7S	SM 2540C	704898		
50330084005	MW-7D	SM 2540C	704898		
50330084006	MW-6S	SM 2540C	704898		
50330084007	DUP-1	SM 2540C	704898		
50330084001	MW-9D	SM 4500-H+B	704765		
50330084002	MW-9I	SM 4500-H+B	704767		
50330084003	MW-12D	SM 4500-H+B	704767		
50330084004	MW-7S	SM 4500-H+B	704767		
50330084005	MW-7D	SM 4500-H+B	704767		
50330084006	MW-6S	SM 4500-H+B	704767		
50330084007	DUP-1	SM 4500-H+B	704767		
50330084001	MW-9D	SM 4500-S2-D	704925		
50330084002	MW-9I	SM 4500-S2-D	704925		
50330084003	MW-12D	SM 4500-S2-D	704925		
50330084004	MW-7S	SM 4500-S2-D	704925		
50330084005	MW-7D	SM 4500-S2-D	704925		
50330084006	MW-6S	SM 4500-S2-D	704925		
50330084007	DUP-1	SM 4500-S2-D	704925		
50330084001	MW-9D	HACH 8146	705313		
50330084002	MW-9I	HACH 8146	705313		
50330084003	MW-12D	HACH 8146	705313		
50330084004	MW-7S	HACH 8146	705313		
50330084005	MW-7D	HACH 8146	705313		
50330084006	MW-6S	HACH 8146	705313		
50330084007	DUP-1	HACH 8146	705313		
50330084001	MW-9D	EPA 353.2	704349		
50330084002	MW-9I	EPA 353.2	704349		
50330084003	MW-12D	EPA 353.2	704349		
50330084004	MW-7S	EPA 353.2	704349		
50330084005	MW-7D	EPA 353.2	704349		
50330084006	MW-6S	EPA 353.2	704349		
50330084007	DUP-1	EPA 353.2	704349		

REPORT OF LABORATORY ANALYSIS

This report shall not be reproduced, except in full,
without the written consent of Pace Analytical Services, LLC.

QUALITY CONTROL DATA CROSS REFERENCE TABLE

Project: Harding St Profile 1 Report 1

Pace Project No.: 50330084

Lab ID	Sample ID	QC Batch Method	QC Batch	Analytical Method	Analytical Batch
50330084001	MW-9D	EPA 365.1	704591	EPA 365.1	705092
50330084002	MW-9I	EPA 365.1	704591	EPA 365.1	705092
50330084003	MW-12D	EPA 365.1	704591	EPA 365.1	705092
50330084004	MW-7S	EPA 365.1	704591	EPA 365.1	705092
50330084005	MW-7D	EPA 365.1	704591	EPA 365.1	705092
50330084006	MW-6S	EPA 365.1	704591	EPA 365.1	705092
50330084007	DUP-1	EPA 365.1	704591	EPA 365.1	705092
50330084001	MW-9D	SM 5310C	706420		
50330084002	MW-9I	SM 5310C	706420		
50330084003	MW-12D	SM 5310C	706420		
50330084004	MW-7S	SM 5310C	706420		
50330084005	MW-7D	SM 5310C	706420		
50330084006	MW-6S	SM 5310C	706420		
50330084007	DUP-1	SM 5310C	706420		
50330084001	MW-9D	SM 5310C	706240		
50330084002	MW-9I	SM 5310C	706408		
50330084003	MW-12D	SM 5310C	706408		
50330084004	MW-7S	SM 5310C	706408		
50330084005	MW-7D	SM 5310C	706408		
50330084006	MW-6S	SM 5310C	706408		
50330084007	DUP-1	SM 5310C	706408		

REPORT OF LABORATORY ANALYSIS

This report shall not be reproduced, except in full,
without the written consent of Pace Analytical Services, LLC.



SAMPLE CONDITION UPON RECEIPT FORM

Date/Time and Initials of person examining contents: 11/3/22 1725 Jmk

1. Courier: FED EX UPS CLIENT PACE USPS OTHER _____
2. Custody Seal on Cooler/Box Present: Yes No
 (If yes)Seals Intact: Yes No (leave blank if no seals were present)
3. Thermometer: **1 2 3 4 5 6 A B C D E F**
 4. Cooler Temperature(s): 24/2.1 25/2.2 29/2.6 10/0.7
 (Initial/Corrected) RECORD TEMPS OF ALL COOLERS RECEIVED (use Comments below to add more)

5. Packing Material: Bubble Wrap Bubble Bags
 None Other _____
6. Ice Type: Wet Blue None
7. If temp. is over 6°C or under 0°C, was the PM notified?: Yes No
 Cooler temp should be above freezing to 6°C

All discrepancies will be written out in the comments section below.

	Yes	No		Yes	No	N/A
USDA Regulated Soils? (HI, ID, NY, WA, OR, CA, NM, TX, OK, AR, LA, TN, AL, MS, NC, SC, GA, FL, or Puerto Rico)		<input checked="" type="checkbox"/>	All containers needing acid/base preservation have been pH CHECKED?: Exceptions: VOA, coliform, LLHg, O&G, RAD CHEM, and any container with a septum cap or preserved with HCl.			
Short Hold Time Analysis (48 hours or less)? Analysis: <u>NO3</u>	<input checked="" type="checkbox"/>		Circle: <u>HNO3 (<2)</u> <u>H2SO4 (<2)</u> <u>NaOH (>10)</u> <u>NaOH/ZnAc (>9)</u> Any non-conformance to pH recommendations will be noted on the container count form	<input checked="" type="checkbox"/>		
Time 5035A TC placed in Freezer or Short Holds To Lab Time: <u>1600</u>			Residual Chlorine Check (SVOC 625 Pest/PCB 608)	<u>Present</u>	<u>Absent</u>	<u>N/A</u>
Rush TAT Requested (4 days or less):		<input checked="" type="checkbox"/>	Residual Chlorine Check (Total/Amenable/Free Cyanide)			<u>—</u>
Custody Signatures Present?	<input checked="" type="checkbox"/>		Headspace Wisconsin Sulfide?			<u>—</u>
Containers Intact?:	<input checked="" type="checkbox"/>		Headspace in VOA Vials (>6mm): See Container Count form for details	<u>Present</u>	<u>Absent</u>	<u>No VOA Vials Sent</u>
Sample Label (IDs/Dates/Times) Match COC?: Except TCs, which only require sample ID	<input checked="" type="checkbox"/>		Trip Blank Present?		<u>—</u>	
Extra labels on Terracore Vials? (soils only)		<input checked="" type="checkbox"/>	Trip Blank Custody Seals?:			<u>—</u>

COMMENTS:

Sample Container Count

** Place a RED dot on containers that are out of conformance **

COC Line Item	WGUFU	MeOH (only) SBS DI R	VIALS							AMBER GLASS						PLASTIC							OTHER			Matrix	Nitric Red	Sulfuric Yellow	Sodium Hydroxide Green	Sodium Hydroxide/ ZnAc Black					
			DG9H	VG9H	VOA VIAL HS (>6mm)	VG9U	DG9U	VG9T	AG0U	AG1H	AG1U	AG2U	AG3S	AG3SF	AG3C	BP1U	BP1N	BP2U	BP3U	BP3N	BP3F	BP3S	BP3B	BP3Z	CG3H						Syringe Kit	HNO3 <2	H2SO4 <2	NaOH >10	NaOH/Zn Ac >9
			1											1	1			2	1	2	1	1	1												5
2																																			
3																																			
4																																			
5																																			
6																																			
7																																			
8																																			
9																																			
10																																			
11																																			
12																																			

Container Codes

Glass				Plastic			
DG9H	40mL HCl amber voa vial	BG1T	1L Na Thiosulfate clear glass	BP1B	1L NaOH plastic	BP4U	125mL unpreserved plastic
DG9P	40mL TSP amber vial	BG1U	1L unpreserved glass	BP1N	1L HNO3 plastic	BP4N	125mL HNO3 plastic
DG9S	40mL H2SO4 amber vial	BG3H	250mL HCl Clear Glass	BP1S	1L H2SO4 plastic	BP4S	125mL H2SO4 plastic
DG9T	40mL Na Thio amber vial	BG3U	250mL Unpres Clear Glass	BP1U	1L unpreserved plastic	Miscellaneous	
DG9U	40mL unpreserved amber vial	AG0U	100mL unpres amber glass	BP1Z	1L NaOH, Zn, Ac		
VG9H	40mL HCl clear vial	AG1H	1L HCl amber glass	BP2N	500mL HNO3 plastic	Syringe Kit	LL Cr+6 sampling kit
VG9T	40mL Na Thio. clear vial	AG1S	1L H2SO4 amber glass	BP2C	500mL NaOH plastic	ZPLC	Ziploc Bag
VG9U	40mL unpreserved clear vial	AG1T	1L Na Thiosulfate amber glass	BP2S	500mL H2SO4 plastic	R	Terracore Kit
I	40mL w/hexane wipe vial	AG1U	1liter unpres amber glass	BP2U	500mL unpreserved plastic	SP5T	120mL Coliform Sodium Thiosulfate
WGKU	8oz unpreserved clear jar	AG2N	500mL HNO3 amber glass	BP2Z	500mL NaOH, Zn Ac	T	Tedlar Bag (air sample)
WGFU	4oz clear soil jar	AG2S	500mL H2SO4 amber glass	BP3B	250mL NaOH plastic	U	Summa Can (air sample)
JGFU	4oz unpreserved amber wide	AG2U	500mL unpres amber glass	BP3N	250mL HNO3 plastic	WT	Water
CG3H	250mL clear glass HCl	AG3S	250mL H2SO4 amber glass	BP3F	250mL HNO3 plastic-field filtered	SL	Solid Solid
BG1H	1L HCl clear glass	AG3SF	250mL H2SO4 amb glass -field filtered	BP3U	250mL unpreserved plastic	OL	Oil
BG1S	1L H2SO4 clear glass	AG3U	250mL unpres amber glass	BP3S	250mL H2SO4 plastic	NAL	Non-aqueous liquid
GN	General	AG3C	250mL NaOH amber glass	BP3Z	250mL NaOH, ZnAc plastic	WP	Wipe

March 03, 2023

Mr. Mark Breting
ATC Group Services
7988 Centerpoint Drive
Suite 100
Indianapolis, IN 46256

RE: Project: Harding St Profile 1 Report 1
Pace Project No.: 50330190

Dear Mr. Breting:

Enclosed are the analytical results for sample(s) received by the laboratory on November 04, 2022. The results relate only to the samples included in this report. Results reported herein conform to the applicable TNI/NELAC Standards and the laboratory's Quality Manual, where applicable, unless otherwise noted in the body of the report.

The test results provided in this final report were generated by each of the following laboratories within the Pace Network:

- Pace Analytical Services - Indianapolis
- Pace Analytical Services - Greensburg

If you have any questions concerning this report, please feel free to contact me.

Sincerely,



Will Statz
will.statz@pacelabs.com
(317)228-3105
Project Manager

Enclosures

cc: Mr. Robert Miller, Haley & Aldrich



REPORT OF LABORATORY ANALYSIS

This report shall not be reproduced, except in full,
without the written consent of Pace Analytical Services, LLC.

CERTIFICATIONS

Project: Harding St Profile 1 Report 1

Pace Project No.: 50330190

Pace Analytical Services Pennsylvania

1638 Roseytown Rd Suites 2,3&4, Greensburg, PA 15601

ANAB DOD-ELAP Rad Accreditation #: L2417

Alabama Certification #: 41590

Arizona Certification #: AZ0734

Arkansas Certification

California Certification #: 04222CA

Colorado Certification #: PA01547

Connecticut Certification #: PH-0694

Delaware Certification

EPA Region 4 DW Rad

Florida/TNI Certification #: E87683

Georgia Certification #: C040

Florida: Cert E871149 SEKS WET

Guam Certification

Hawaii Certification

Idaho Certification

Illinois Certification

Indiana Certification

Iowa Certification #: 391

Kansas/TNI Certification #: E-10358

Kentucky Certification #: KY90133

KY WW Permit #: KY0098221

KY WW Permit #: KY0000221

Louisiana DHH/TNI Certification #: LA180012

Louisiana DEQ/TNI Certification #: 4086

Maine Certification #: 2017020

Maryland Certification #: 308

Massachusetts Certification #: M-PA1457

Michigan/PADEP Certification #: 9991

Missouri Certification #: 235

Montana Certification #: Cert0082

Nebraska Certification #: NE-OS-29-14

Nevada Certification #: PA014572018-1

New Hampshire/TNI Certification #: 297617

New Jersey/TNI Certification #: PA051

New Mexico Certification #: PA01457

New York/TNI Certification #: 10888

North Carolina Certification #: 42706

North Dakota Certification #: R-190

Ohio EPA Rad Approval: #41249

Oregon/TNI Certification #: PA200002-010

Pennsylvania/TNI Certification #: 65-00282

Puerto Rico Certification #: PA01457

Rhode Island Certification #: 65-00282

South Dakota Certification

Tennessee Certification #: 02867

Texas/TNI Certification #: T104704188-17-3

Utah/TNI Certification #: PA014572017-9

USDA Soil Permit #: P330-17-00091

Vermont Dept. of Health: ID# VT-0282

Virgin Island/PADEP Certification

Virginia/VELAP Certification #: 460198

Washington Certification #: C868

West Virginia DEP Certification #: 143

West Virginia DHHR Certification #: 9964C

Wisconsin Approve List for Rad

Wyoming Certification #: 8TMS-L

Pace Analytical Services Indianapolis

7726 Moller Road, Indianapolis, IN 46268

Illinois Accreditation #: 200074

Indiana Drinking Water Laboratory #: C-49-06

Kansas/TNI Certification #: E-10177

Kentucky UST Agency Interest #: 80226

Kentucky WW Laboratory ID #: 98019

Michigan Drinking Water Laboratory #9050

Ohio VAP Certified Laboratory #: CL0065

Oklahoma Laboratory #: 9204

Texas Certification #: T104704355

Wisconsin Laboratory #: 999788130

USDA Foreign Soil Permit #: 525-23-13-23119

USDA Compliance Agreement #: IN-SL-22-001

REPORT OF LABORATORY ANALYSIS

This report shall not be reproduced, except in full,
without the written consent of Pace Analytical Services, LLC.

SAMPLE SUMMARY

Project: Harding St Profile 1 Report 1

Pace Project No.: 50330190

Lab ID	Sample ID	Matrix	Date Collected	Date Received
50330190001	MW-15D	Water	11/04/22 12:13	11/04/22 15:00
50330190002	MW-15D MS	Water	11/04/22 12:13	11/04/22 15:00
50330190003	MW-15D MSD	Water	11/04/22 12:13	11/04/22 15:00
50330190004	MW-15I	Water	11/04/22 13:45	11/04/22 15:00

REPORT OF LABORATORY ANALYSIS

This report shall not be reproduced, except in full,
without the written consent of Pace Analytical Services, LLC.

SAMPLE ANALYTE COUNT

Project: Harding St Profile 1 Report 1

Pace Project No.: 50330190

Lab ID	Sample ID	Method	Analysts	Analytes Reported	Laboratory
50330190001	MW-15D	EPA 9056	ADM	3	PASI-I
		EPA 6010	DJS, JPK	15	PASI-I
		EPA 6010	JPK	3	PASI-I
		EPA 6020	CAW	4	PASI-I
		EPA 903.1	JDZ	1	PASI-PA
		EPA 904.0	ZPC	1	PASI-PA
		Total Radium Calculation	JAL	1	PASI-PA
		SM 2320B	TAY	3	PASI-I
		SM 2540C	AEL	1	PASI-I
		SM 4500-H+B	TRK	1	PASI-I
		SM 4500-S2-D	BEP	1	PASI-I
		HACH 8146	ZM	1	PASI-I
		EPA 353.2	OAS	2	PASI-I
		EPA 365.1	MMS	1	PASI-I
		SM 5310C	MMS	1	PASI-I
		SM 5310C	MMS	1	PASI-I
		50330190002	MW-15D MS	EPA 903.1	JDZ
EPA 904.0	ZPC			1	PASI-PA
50330190003	MW-15D MSD	EPA 903.1	JDZ	1	PASI-PA
		EPA 904.0	ZPC	1	PASI-PA
50330190004	MW-15I	EPA 9056	RMR	3	PASI-I
		EPA 6010	DJS, JPK	15	PASI-I
		EPA 6010	JPK	3	PASI-I
		EPA 6020	CAW	4	PASI-I
		EPA 903.1	JDZ	1	PASI-PA
		EPA 904.0	ZPC	1	PASI-PA
		Total Radium Calculation	JAL	1	PASI-PA
		SM 2320B	TAY	3	PASI-I
		SM 2540C	AEL	1	PASI-I
		SM 4500-H+B	TRK	1	PASI-I
		SM 4500-S2-D	BEP	1	PASI-I
		HACH 8146	ZM	1	PASI-I
		EPA 353.2	OAS	2	PASI-I
		EPA 365.1	MMS	1	PASI-I
		SM 5310C	MMS	1	PASI-I
		SM 5310C	MMS	1	PASI-I

REPORT OF LABORATORY ANALYSIS

This report shall not be reproduced, except in full,
without the written consent of Pace Analytical Services, LLC.

SAMPLE ANALYTE COUNT

Project: Harding St Profile 1 Report 1

Pace Project No.: 50330190

Lab ID	Sample ID	Method	Analysts	Analytes Reported	Laboratory
--------	-----------	--------	----------	-------------------	------------

PASI-I = Pace Analytical Services - Indianapolis

PASI-PA = Pace Analytical Services - Greensburg

REPORT OF LABORATORY ANALYSIS

This report shall not be reproduced, except in full,
without the written consent of Pace Analytical Services, LLC.

SUMMARY OF DETECTION

Project: Harding St Profile 1 Report 1

Pace Project No.: 50330190

Lab Sample ID	Client Sample ID	Result	Units	Report Limit	Analyzed	Qualifiers
Method	Parameters					
50330190001	MW-15D					
EPA 9056	Chloride	27.8	mg/L	2.5	11/14/22 10:59	
EPA 9056	Sulfate	69.1	mg/L	2.5	11/14/22 10:59	
EPA 6010	Barium	73.6	ug/L	10.0	11/16/22 15:55	
EPA 6010	Boron	191	ug/L	100	11/16/22 15:55	
EPA 6010	Calcium	105000	ug/L	1000	11/16/22 15:55	
EPA 6010	Iron	1120	ug/L	100	11/17/22 23:44	
EPA 6010	Magnesium	30900	ug/L	1000	11/16/22 15:55	
EPA 6010	Manganese	124	ug/L	10.0	11/17/22 23:44	
EPA 6010	Potassium	2000	ug/L	1000	11/16/22 15:55	
EPA 6010	Silica	12500	ug/L	450	11/16/22 15:55	N2
EPA 6010	Sodium	19800	ug/L	1000	11/16/22 15:55	
EPA 6010	Iron, Dissolved	971	ug/L	100	11/17/22 02:24	
EPA 6010	Manganese, Dissolved	115	ug/L	10.0	11/17/22 02:24	
EPA 6020	Arsenic	1.1	ug/L	1.0	11/11/22 10:15	
EPA 903.1	Radium-226	0.581 ± 0.461 (0.626) C:NA T:97%	pCi/L		11/27/22 15:57	
EPA 904.0	Radium-228	0.728 ± 0.477 (0.910) C:77% T:78%	pCi/L		11/28/22 16:25	
Total Radium Calculation	Total Radium	1.31 ± 0.938 (1.54)	pCi/L		11/29/22 16:13	
SM 2320B	Alkalinity, Total as CaCO3	323	mg/L	10.0	11/08/22 16:48	
SM 2320B	Alkalinity, Bicarbonate (CaCO3)	323	mg/L	10.0	11/08/22 16:48	
SM 2540C	Total Dissolved Solids	457	mg/L	10.0	11/10/22 09:31	
SM 4500-H+B	pH at 25 Degrees C	7.6	Std. Units	0.10	11/09/22 12:51	H3
50330190002	MW-15D MS					
EPA 903.1	Radium-226	116.45 %REC ± NA (NA) C:NA T:NA	pCi/L		11/27/22 15:57	
EPA 904.0	Radium-228	74.15 %REC ± NA (NA) C:NA T:NA	pCi/L		11/28/22 16:25	
50330190003	MW-15D MSD					
EPA 903.1	Radium-226	90.42 %REC 25.17RPD ± NA (NA) C:NA T:NA	pCi/L		11/27/22 15:57	
EPA 904.0	Radium-228	95.15 %REC 24.81RPD ± NA (NA) C:NA T:NA	pCi/L		11/28/22 16:26	

REPORT OF LABORATORY ANALYSIS

This report shall not be reproduced, except in full,
without the written consent of Pace Analytical Services, LLC.

SUMMARY OF DETECTION

Project: Harding St Profile 1 Report 1

Pace Project No.: 50330190

Lab Sample ID Method	Client Sample ID Parameters	Result	Units	Report Limit	Analyzed	Qualifiers
50330190004	MW-15I					
EPA 9056	Chloride	56.3	mg/L	25.0	11/10/22 14:55	
EPA 9056	Sulfate	49.1	mg/L	25.0	11/10/22 14:55	
EPA 6010	Barium	85.1	ug/L	10.0	11/16/22 16:09	
EPA 6010	Boron	129	ug/L	100	11/16/22 16:09	
EPA 6010	Calcium	126000	ug/L	1000	11/16/22 16:09	
EPA 6010	Magnesium	33800	ug/L	1000	11/16/22 16:09	
EPA 6010	Manganese	17.4	ug/L	10.0	11/17/22 23:55	
EPA 6010	Potassium	1500	ug/L	1000	11/16/22 16:09	
EPA 6010	Silica	13500	ug/L	450	11/16/22 16:09	N2
EPA 6010	Sodium	20700	ug/L	1000	11/16/22 16:09	
EPA 6010	Manganese, Dissolved	15.5	ug/L	10.0	11/17/22 02:30	
EPA 6020	Selenium	1.2	ug/L	1.0	11/11/22 10:30	
EPA 903.1	Radium-226	0.491 ± 0.717 (1.22) C:NA T:93%	pCi/L		11/27/22 15:57	
EPA 904.0	Radium-228	0.639 ± 0.407 (0.765) C:79% T:90%	pCi/L		11/28/22 16:26	
Total Radium Calculation	Total Radium	1.13 ± 1.12 (1.99)	pCi/L		11/29/22 16:13	
SM 2320B	Alkalinity, Total as CaCO3	367	mg/L	10.0	11/08/22 16:48	
SM 2320B	Alkalinity, Bicarbonate (CaCO3)	367	mg/L	10.0	11/08/22 16:48	
SM 2540C	Total Dissolved Solids	549	mg/L	10.0	11/10/22 09:35	
SM 4500-H+B	pH at 25 Degrees C	7.4	Std. Units	0.10	11/09/22 12:52	H3
EPA 353.2	Nitrogen, Nitrate	4.9	mg/L	0.50	11/04/22 19:52	
SM 5310C	Dissolved Organic Carbon	2.1	mg/L	1.0	11/19/22 02:54	

REPORT OF LABORATORY ANALYSIS

This report shall not be reproduced, except in full,
without the written consent of Pace Analytical Services, LLC.

ANALYTICAL RESULTS

Project: Harding St Profile 1 Report 1

Pace Project No.: 50330190

Sample: MW-15D		Lab ID: 50330190001		Collected: 11/04/22 12:13		Received: 11/04/22 15:00		Matrix: Water	
Parameters	Results	Units	Report Limit	MDL	DF	Prepared	Analyzed	CAS No.	Qual
9056 IC Anions		Analytical Method: EPA 9056 Pace Analytical Services - Indianapolis							
Chloride	27.8	mg/L	2.5	0.67	10		11/14/22 10:59	16887-00-6	
Fluoride	ND	mg/L	0.10	0.017	1		11/14/22 10:42	16984-48-8	
Sulfate	69.1	mg/L	2.5	0.85	10		11/14/22 10:59	14808-79-8	
6010 MET ICP		Analytical Method: EPA 6010 Preparation Method: EPA 3010 Pace Analytical Services - Indianapolis							
Aluminum	ND	ug/L	200	54.4	1	11/14/22 09:12	11/16/22 15:55	7429-90-5	
Barium	73.6	ug/L	10.0	1.3	1	11/14/22 09:12	11/16/22 15:55	7440-39-3	
Boron	191	ug/L	100	61.4	1	11/14/22 09:12	11/16/22 15:55	7440-42-8	
Cadmium	ND	ug/L	2.0	0.48	1	11/14/22 09:12	11/16/22 15:55	7440-43-9	
Calcium	105000	ug/L	1000	88.4	1	11/14/22 09:12	11/16/22 15:55	7440-70-2	
Chromium	ND	ug/L	10.0	2.4	1	11/14/22 09:12	11/16/22 15:55	7440-47-3	
Iron	1120	ug/L	100	48.8	1	11/17/22 13:10	11/17/22 23:44	7439-89-6	
Lead	ND	ug/L	10.0	3.9	1	11/14/22 09:12	11/16/22 15:55	7439-92-1	
Lithium	ND	ug/L	20.0	6.2	1	11/14/22 09:12	11/16/22 15:55	7439-93-2	
Magnesium	30900	ug/L	1000	43.0	1	11/14/22 09:12	11/16/22 15:55	7439-95-4	
Manganese	124	ug/L	10.0	2.5	1	11/17/22 13:10	11/17/22 23:44	7439-96-5	
Molybdenum	ND	ug/L	10.0	2.0	1	11/14/22 09:12	11/16/22 15:55	7439-98-7	
Potassium	2000	ug/L	1000	200	1	11/14/22 09:12	11/16/22 15:55	7440-09-7	
Silica	12500	ug/L	450		1	11/14/22 09:12	11/16/22 15:55	7631-86-9	N2
Sodium	19800	ug/L	1000	284	1	11/14/22 09:12	11/16/22 15:55	7440-23-5	
6010 MET ICP, Dissolved		Analytical Method: EPA 6010 Preparation Method: EPA 3010 Pace Analytical Services - Indianapolis							
Iron, Dissolved	971	ug/L	100	48.8	1	11/14/22 09:33	11/17/22 02:24	7439-89-6	
Manganese, Dissolved	115	ug/L	10.0	2.5	1	11/14/22 09:33	11/17/22 02:24	7439-96-5	
Molybdenum, Dissolved	ND	ug/L	10.0	3.7	1	11/14/22 09:33	11/17/22 02:24	7439-98-7	
6020 MET ICPMS		Analytical Method: EPA 6020 Preparation Method: EPA 200.2 Pace Analytical Services - Indianapolis							
Antimony	ND	ug/L	1.0	0.075	1	11/09/22 08:20	11/11/22 10:15	7440-36-0	
Arsenic	1.1	ug/L	1.0	0.17	1	11/09/22 08:20	11/11/22 10:15	7440-38-2	
Cobalt	ND	ug/L	1.0	0.041	1	11/09/22 08:20	11/11/22 10:15	7440-48-4	
Selenium	ND	ug/L	1.0	0.33	1	11/09/22 08:20	11/11/22 10:15	7782-49-2	
2320B Alkalinity		Analytical Method: SM 2320B Pace Analytical Services - Indianapolis							
Alkalinity, Total as CaCO3	323	mg/L	10.0	10.0	1		11/08/22 16:48		
Alkalinity,Bicarbonate (CaCO3)	323	mg/L	10.0	10.0	1		11/08/22 16:48		
Alkalinity,Carbonate (CaCO3)	ND	mg/L	10.0	10.0	1		11/08/22 16:48		
2540C Total Dissolved Solids		Analytical Method: SM 2540C Pace Analytical Services - Indianapolis							
Total Dissolved Solids	457	mg/L	10.0	10.0	1		11/10/22 09:31		

REPORT OF LABORATORY ANALYSIS

This report shall not be reproduced, except in full,
without the written consent of Pace Analytical Services, LLC.

ANALYTICAL RESULTS

Project: Harding St Profile 1 Report 1

Pace Project No.: 50330190

Sample: MW-15D		Lab ID: 50330190001		Collected: 11/04/22 12:13	Received: 11/04/22 15:00	Matrix: Water				
Parameters	Results	Units	Report Limit	MDL	DF	Prepared	Analyzed	CAS No.	Qual	
4500H+ pH, Electrometric		Analytical Method: SM 4500-H+B Pace Analytical Services - Indianapolis								
pH at 25 Degrees C	7.6	Std. Units	0.10	0.10	1		11/09/22 12:51		H3	
4500S2D Sulfide Water		Analytical Method: SM 4500-S2-D Pace Analytical Services - Indianapolis								
Sulfide	ND	mg/L	0.10	0.025	1		11/10/22 14:43	18496-25-8		
Iron, Ferrous		Analytical Method: HACH 8146 Pace Analytical Services - Indianapolis								
Iron, Ferrous	ND	mg/L	0.20	0.096	1		11/09/22 18:44	15438-31-0	H3,N2	
353.2 Nitrogen, NO2/NO3 unpres		Analytical Method: EPA 353.2 Pace Analytical Services - Indianapolis								
Nitrogen, Nitrate	ND	mg/L	0.10	0.011	1		11/04/22 19:15	14797-55-8		
Nitrogen, Nitrite	ND	mg/L	0.10	0.0040	1		11/04/22 19:15	14797-65-0		
365.1 Total Phosphorus		Analytical Method: EPA 365.1 Preparation Method: EPA 365.1 Pace Analytical Services - Indianapolis								
Phosphate as P04	ND	mg/L	0.15	0.15	1	11/06/22 04:00	11/08/22 22:45			
5310C TOC		Analytical Method: SM 5310C Pace Analytical Services - Indianapolis								
Total Organic Carbon	ND	mg/L	1.0	0.14	1		11/20/22 00:03	7440-44-0		
5310C Dissolved Organic Carbon		Analytical Method: SM 5310C Pace Analytical Services - Indianapolis								
Dissolved Organic Carbon	ND	mg/L	1.0	0.14	1		11/19/22 01:11			

REPORT OF LABORATORY ANALYSIS

This report shall not be reproduced, except in full,
without the written consent of Pace Analytical Services, LLC.

ANALYTICAL RESULTS

Project: Harding St Profile 1 Report 1

Pace Project No.: 50330190

Sample: MW-151 **Lab ID: 50330190004** Collected: 11/04/22 13:45 Received: 11/04/22 15:00 Matrix: Water

Parameters	Results	Units	Report			Prepared	Analyzed	CAS No.	Qual
			Limit	MDL	DF				
9056 IC Anions									
Analytical Method: EPA 9056									
Pace Analytical Services - Indianapolis									
Chloride	56.3	mg/L	25.0	6.7	100		11/10/22 14:55	16887-00-6	
Fluoride	ND	mg/L	0.10	0.017	1		11/10/22 14:40	16984-48-8	
Sulfate	49.1	mg/L	25.0	8.5	100		11/10/22 14:55	14808-79-8	
6010 MET ICP									
Analytical Method: EPA 6010 Preparation Method: EPA 3010									
Pace Analytical Services - Indianapolis									
Aluminum	ND	ug/L	200	54.4	1	11/14/22 09:12	11/16/22 16:09	7429-90-5	
Barium	85.1	ug/L	10.0	1.3	1	11/14/22 09:12	11/16/22 16:09	7440-39-3	
Boron	129	ug/L	100	61.4	1	11/14/22 09:12	11/16/22 16:09	7440-42-8	
Cadmium	ND	ug/L	2.0	0.48	1	11/14/22 09:12	11/16/22 16:09	7440-43-9	
Calcium	126000	ug/L	1000	88.4	1	11/14/22 09:12	11/16/22 16:09	7440-70-2	
Chromium	ND	ug/L	10.0	2.4	1	11/14/22 09:12	11/16/22 16:09	7440-47-3	
Iron	ND	ug/L	100	48.8	1	11/14/22 09:12	11/16/22 16:09	7439-89-6	
Lead	ND	ug/L	10.0	3.9	1	11/14/22 09:12	11/16/22 16:09	7439-92-1	
Lithium	ND	ug/L	20.0	6.2	1	11/14/22 09:12	11/16/22 16:09	7439-93-2	
Magnesium	33800	ug/L	1000	43.0	1	11/14/22 09:12	11/16/22 16:09	7439-95-4	
Manganese	17.4	ug/L	10.0	2.5	1	11/17/22 13:10	11/17/22 23:55	7439-96-5	
Molybdenum	ND	ug/L	10.0	2.0	1	11/14/22 09:12	11/16/22 16:09	7439-98-7	
Potassium	1500	ug/L	1000	200	1	11/14/22 09:12	11/16/22 16:09	7440-09-7	
Silica	13500	ug/L	450		1	11/14/22 09:12	11/16/22 16:09	7631-86-9	N2
Sodium	20700	ug/L	1000	284	1	11/14/22 09:12	11/16/22 16:09	7440-23-5	
6010 MET ICP, Dissolved									
Analytical Method: EPA 6010 Preparation Method: EPA 3010									
Pace Analytical Services - Indianapolis									
Iron, Dissolved	ND	ug/L	100	48.8	1	11/14/22 09:33	11/17/22 02:30	7439-89-6	
Manganese, Dissolved	15.5	ug/L	10.0	2.5	1	11/14/22 09:33	11/17/22 02:30	7439-96-5	
Molybdenum, Dissolved	ND	ug/L	10.0	3.7	1	11/14/22 09:33	11/17/22 02:30	7439-98-7	
6020 MET ICPMS									
Analytical Method: EPA 6020 Preparation Method: EPA 200.2									
Pace Analytical Services - Indianapolis									
Antimony	ND	ug/L	1.0	0.075	1	11/09/22 08:20	11/11/22 10:30	7440-36-0	
Arsenic	ND	ug/L	1.0	0.17	1	11/09/22 08:20	11/11/22 10:30	7440-38-2	
Cobalt	ND	ug/L	1.0	0.041	1	11/09/22 08:20	11/11/22 10:30	7440-48-4	
Selenium	1.2	ug/L	1.0	0.33	1	11/09/22 08:20	11/11/22 10:30	7782-49-2	
2320B Alkalinity									
Analytical Method: SM 2320B									
Pace Analytical Services - Indianapolis									
Alkalinity, Total as CaCO3	367	mg/L	10.0	10.0	1		11/08/22 16:48		
Alkalinity,Bicarbonate (CaCO3)	367	mg/L	10.0	10.0	1		11/08/22 16:48		
Alkalinity,Carbonate (CaCO3)	ND	mg/L	10.0	10.0	1		11/08/22 16:48		
2540C Total Dissolved Solids									
Analytical Method: SM 2540C									
Pace Analytical Services - Indianapolis									
Total Dissolved Solids	549	mg/L	10.0	10.0	1		11/10/22 09:35		

REPORT OF LABORATORY ANALYSIS

This report shall not be reproduced, except in full,
without the written consent of Pace Analytical Services, LLC.

ANALYTICAL RESULTS

Project: Harding St Profile 1 Report 1

Pace Project No.: 50330190

Sample: MW-15I		Lab ID: 50330190004		Collected: 11/04/22 13:45	Received: 11/04/22 15:00	Matrix: Water				
Parameters	Results	Units	Report Limit	MDL	DF	Prepared	Analyzed	CAS No.	Qual	
4500H+ pH, Electrometric		Analytical Method: SM 4500-H+B Pace Analytical Services - Indianapolis								
pH at 25 Degrees C	7.4	Std. Units	0.10	0.10	1		11/09/22 12:52		H3	
4500S2D Sulfide Water		Analytical Method: SM 4500-S2-D Pace Analytical Services - Indianapolis								
Sulfide	ND	mg/L	0.10	0.025	1		11/10/22 14:43	18496-25-8		
Iron, Ferrous		Analytical Method: HACH 8146 Pace Analytical Services - Indianapolis								
Iron, Ferrous	ND	mg/L	0.20	0.096	1		11/09/22 18:45	15438-31-0	H3,N2	
353.2 Nitrogen, NO2/NO3 unpres		Analytical Method: EPA 353.2 Pace Analytical Services - Indianapolis								
Nitrogen, Nitrate	4.9	mg/L	0.50	0.055	5		11/04/22 19:52	14797-55-8		
Nitrogen, Nitrite	ND	mg/L	0.50	0.020	5		11/04/22 19:52	14797-65-0		
365.1 Total Phosphorus		Analytical Method: EPA 365.1 Preparation Method: EPA 365.1 Pace Analytical Services - Indianapolis								
Phosphate as P04	ND	mg/L	0.15	0.15	1	11/06/22 04:00	11/08/22 22:49			
5310C TOC		Analytical Method: SM 5310C Pace Analytical Services - Indianapolis								
Total Organic Carbon	ND	mg/L	1.0	0.14	1		11/20/22 01:46	7440-44-0		
5310C Dissolved Organic Carbon		Analytical Method: SM 5310C Pace Analytical Services - Indianapolis								
Dissolved Organic Carbon	2.1	mg/L	1.0	0.14	1		11/19/22 02:54			

REPORT OF LABORATORY ANALYSIS

This report shall not be reproduced, except in full,
without the written consent of Pace Analytical Services, LLC.

QUALITY CONTROL DATA

Project: Harding St Profile 1 Report 1

Pace Project No.: 50330190

QC Batch:	705176	Analysis Method:	EPA 9056
QC Batch Method:	EPA 9056	Analysis Description:	9056 IC Anions
		Laboratory:	Pace Analytical Services - Indianapolis

Associated Lab Samples: 50330190004

METHOD BLANK: 3241626 Matrix: Water

Associated Lab Samples: 50330190004

Parameter	Units	Blank Result	Reporting Limit	MDL	Analyzed	Qualifiers
Chloride	mg/L	ND	0.25	0.067	11/11/22 22:26	
Fluoride	mg/L	ND	0.10	0.017	11/11/22 22:26	
Sulfate	mg/L	ND	0.25	0.085	11/11/22 22:26	

LABORATORY CONTROL SAMPLE: 3241627

Parameter	Units	Spike Conc.	LCS Result	LCS % Rec	% Rec Limits	Qualifiers
Chloride	mg/L	1.2	1.3	100	80-120	
Fluoride	mg/L	0.5	0.51	102	80-120	
Sulfate	mg/L	2.5	2.5	101	80-120	

MATRIX SPIKE & MATRIX SPIKE DUPLICATE: 3241628 3241629

Parameter	Units	50330179004		MS	MSD	MS	MSD	% Rec	Max	RPD	RPD	Qual
		Result	Conc.	Spike Conc.	Spike Conc.	Result	Result	% Rec	% Rec			
Chloride	mg/L	51.8	12.5	12.5	66.1	65.8	115	112	80-120	0	15	
Fluoride	mg/L	ND	0.5	0.5	0.55	0.53	97	93	80-120	4	15	
Sulfate	mg/L	1830	250	250	2080	2080	102	99	80-120	0	15	

MATRIX SPIKE & MATRIX SPIKE DUPLICATE: 3241682 3241683

Parameter	Units	50330153002		MS	MSD	MS	MSD	% Rec	Max	RPD	RPD	Qual
		Result	Conc.	Spike Conc.	Spike Conc.	Result	Result	% Rec	% Rec			
Chloride	mg/L	11.7	12.5	12.5	23.0	23.0	91	91	80-120	0	15	
Fluoride	mg/L	0.12	0.5	0.5	0.60	0.62	95	100	80-120	4	15	
Sulfate	mg/L	144	25	25	138	138	-28	-27	80-120	0	15	

Results presented on this page are in the units indicated by the "Units" column except where an alternate unit is presented to the right of the result.

REPORT OF LABORATORY ANALYSIS

This report shall not be reproduced, except in full,
without the written consent of Pace Analytical Services, LLC.

QUALITY CONTROL DATA

Project: Harding St Profile 1 Report 1
Pace Project No.: 50330190

QC Batch: 705185	Analysis Method: EPA 9056
QC Batch Method: EPA 9056	Analysis Description: 9056 IC Anions
	Laboratory: Pace Analytical Services - Indianapolis

Associated Lab Samples: 50330190001

METHOD BLANK: 3241649 Matrix: Water

Associated Lab Samples: 50330190001

Parameter	Units	Blank Result	Reporting Limit	MDL	Analyzed	Qualifiers
Chloride	mg/L	ND	0.25	0.067	11/14/22 09:36	
Fluoride	mg/L	ND	0.10	0.017	11/14/22 09:36	
Sulfate	mg/L	ND	0.25	0.085	11/14/22 09:36	

LABORATORY CONTROL SAMPLE: 3241650

Parameter	Units	Spike Conc.	LCS Result	LCS % Rec	% Rec Limits	Qualifiers
Chloride	mg/L	1.2	1.2	95	80-120	
Fluoride	mg/L	0.5	0.47	95	80-120	
Sulfate	mg/L	2.5	2.6	103	80-120	

MATRIX SPIKE & MATRIX SPIKE DUPLICATE: 3241651 3241652

Parameter	Units	50330190001		3241651		3241652		% Rec	% Rec	% Rec Limits	RPD	Max RPD	Qual
		Result	MS Spike Conc.	MSD Spike Conc.	MS Result	MSD Result	MS % Rec						
Chloride	mg/L	27.8	12.5	12.5	39.0	39.1	89	90	80-120	0	15		
Fluoride	mg/L	ND	0.5	0.5	0.58	0.57	98	98	80-120	0	15		
Sulfate	mg/L	69.1	25	25	89.6	90.3	82	85	80-120	1	15		

Results presented on this page are in the units indicated by the "Units" column except where an alternate unit is presented to the right of the result.

REPORT OF LABORATORY ANALYSIS

This report shall not be reproduced, except in full,
without the written consent of Pace Analytical Services, LLC.

QUALITY CONTROL DATA

Project: Harding St Profile 1 Report 1

Pace Project No.: 50330190

QC Batch: 705345

Analysis Method: EPA 6010

QC Batch Method: EPA 3010

Analysis Description: 6010 MET

Laboratory: Pace Analytical Services - Indianapolis

Associated Lab Samples: 50330190001, 50330190004

METHOD BLANK: 3242376

Matrix: Water

Associated Lab Samples: 50330190001, 50330190004

Parameter	Units	Blank Result	Reporting Limit	MDL	Analyzed	Qualifiers
Aluminum	ug/L	ND	200	54.4	11/16/22 14:27	
Barium	ug/L	ND	10.0	1.3	11/16/22 14:27	
Boron	ug/L	ND	100	61.4	11/16/22 14:27	
Cadmium	ug/L	ND	2.0	0.48	11/16/22 14:27	
Calcium	ug/L	ND	1000	88.4	11/16/22 14:27	
Chromium	ug/L	104	10.0	2.4	11/16/22 14:27	P8
Iron	ug/L	497	100	48.8	11/16/22 14:27	P8
Lead	ug/L	ND	10.0	3.9	11/16/22 14:27	
Lithium	ug/L	ND	20.0	6.2	11/16/22 14:27	
Magnesium	ug/L	ND	1000	43.0	11/16/22 14:27	
Molybdenum	ug/L	ND	10.0	2.0	11/16/22 14:27	
Potassium	ug/L	ND	1000	200	11/16/22 14:27	
Silica	ug/L	ND	450		11/16/22 14:27	N2
Sodium	ug/L	ND	1000	284	11/16/22 14:27	

LABORATORY CONTROL SAMPLE: 3242377

Parameter	Units	Spike Conc.	LCS Result	LCS % Rec	% Rec Limits	Qualifiers
Aluminum	ug/L	10000	10600	106	80-120	
Barium	ug/L	1000	1020	102	80-120	
Boron	ug/L	1000	1020	102	80-120	
Cadmium	ug/L	1000	996	100	80-120	
Calcium	ug/L	10000	10300	103	80-120	
Chromium	ug/L	1000	1000	100	80-120	
Iron	ug/L	10000	10100	101	80-120	
Lead	ug/L	1000	979	98	80-120	
Lithium	ug/L	1000	1060	106	80-120	
Magnesium	ug/L	10000	10000	100	80-120	
Molybdenum	ug/L	1000	1050	105	80-120	
Potassium	ug/L	10000	10600	106	80-120	
Silica	ug/L	10700	11000	103	80-120	N2
Sodium	ug/L	10000	10500	105	80-120	

Results presented on this page are in the units indicated by the "Units" column except where an alternate unit is presented to the right of the result.

REPORT OF LABORATORY ANALYSIS

This report shall not be reproduced, except in full,
without the written consent of Pace Analytical Services, LLC.

QUALITY CONTROL DATA

Project: Harding St Profile 1 Report 1

Pace Project No.: 50330190

MATRIX SPIKE & MATRIX SPIKE DUPLICATE: 3242378 3242379													
Parameter	Units	50330179004 Result	MS	MSD	MS	MSD	MS	MSD	% Rec	Limits	RPD	Max RPD	Qual
			Spike Conc.	Spike Conc.	Result	Result	% Rec	% Rec					
Aluminum	ug/L	253	10000	10000	11900	11800	117	116	75-125	1	20		
Barium	ug/L	29.9	1000	1000	1090	1080	106	105	75-125	1	20		
Boron	ug/L	11000	1000	1000	12500	12500	154	148	75-125	0	20	P6	
Cadmium	ug/L	ND	1000	1000	1050	1040	105	104	75-125	1	20		
Calcium	ug/L	608000	10000	10000	650000	660000	415	515	75-125	2	20	P6	
Chromium	ug/L	ND	1000	1000	1050	1030	104	103	75-125	2	20		
Iron	ug/L	11500	10000	10000	21900	21700	104	101	75-125	1	20		
Lead	ug/L	ND	1000	1000	939	930	94	93	75-125	1	20		
Lithium	ug/L	ND	1000	1000	1160	1130	116	113	75-125	2	20		
Magnesium	ug/L	48400	10000	10000	60600	59900	122	114	75-125	1	20		
Molybdenum	ug/L	221	1000	1000	1300	1290	108	107	75-125	1	20		
Potassium	ug/L	3480	10000	10000	15400	15300	119	118	75-125	1	20		
Silica	ug/L	15000	10700	10700	26500	26000	108	103	75-125	2	20	N2	
Sodium	ug/L	59300	10000	10000	73400	72900	142	136	75-125	1	20	P6	

MATRIX SPIKE & MATRIX SPIKE DUPLICATE: 3242380 3242381													
Parameter	Units	50330190001 Result	MS	MSD	MS	MSD	MS	MSD	% Rec	Limits	RPD	Max RPD	Qual
			Spike Conc.	Spike Conc.	Result	Result	% Rec	% Rec					
Aluminum	ug/L	ND	10000	10000	10900	11000	109	110	75-125	0	20		
Barium	ug/L	73.6	1000	1000	1090	1090	102	102	75-125	0	20		
Boron	ug/L	191	1000	1000	1220	1210	102	102	75-125	0	20		
Cadmium	ug/L	ND	1000	1000	1010	1010	101	101	75-125	0	20		
Calcium	ug/L	105000	10000	10000	117000	115000	118	102	75-125	1	20		
Chromium	ug/L	ND	1000	1000	1010	1010	101	101	75-125	0	20		
Iron	ug/L	1120			11000	11100				1	20		
Lead	ug/L	ND	1000	1000	952	957	95	96	75-125	1	20		
Lithium	ug/L	ND	1000	1000	1080	1080	108	108	75-125	0	20		
Magnesium	ug/L	30900	10000	10000	41400	41000	105	100	75-125	1	20		
Molybdenum	ug/L	ND	1000	1000	1060	1060	106	106	75-125	0	20		
Potassium	ug/L	2000	10000	10000	13100	13000	111	110	75-125	1	20		
Silica	ug/L	12500	10700	10700	22100	22400	90	93	75-125	1	20	N2	
Sodium	ug/L	19800	10000	10000	30700	30500	110	107	75-125	1	20		

Results presented on this page are in the units indicated by the "Units" column except where an alternate unit is presented to the right of the result.

REPORT OF LABORATORY ANALYSIS

This report shall not be reproduced, except in full,
without the written consent of Pace Analytical Services, LLC.

QUALITY CONTROL DATA

Project: Harding St Profile 1 Report 1

Pace Project No.: 50330190

QC Batch: 706870	Analysis Method: EPA 6010
QC Batch Method: EPA 3010	Analysis Description: 6010 MET
	Laboratory: Pace Analytical Services - Indianapolis

Associated Lab Samples: 50330190001, 50330190004

METHOD BLANK: 3249402 Matrix: Water

Associated Lab Samples: 50330190001, 50330190004

Parameter	Units	Blank Result	Reporting Limit	MDL	Analyzed	Qualifiers
Iron	ug/L	ND	100	48.8	11/18/22 12:26	
Manganese	ug/L	ND	10.0	2.5	11/18/22 12:26	

LABORATORY CONTROL SAMPLE: 3249403

Parameter	Units	Spike Conc.	LCS Result	LCS % Rec	% Rec Limits	Qualifiers
Iron	ug/L	10000	10200	102	80-120	
Manganese	ug/L	1000	984	98	80-120	

MATRIX SPIKE & MATRIX SPIKE DUPLICATE: 3249404 3249405

Parameter	Units	50330190001		3249405		MS % Rec	MSD % Rec	% Rec Limits	RPD	Max RPD	Qual
		Result	MS Spike Conc.	MSD Spike Conc.	MS Result						
Iron	ug/L	1120	10000	10000	11600	105	102	75-125	2	20	
Manganese	ug/L	124	1000	1000	1150	102	100	75-125	2	20	

Results presented on this page are in the units indicated by the "Units" column except where an alternate unit is presented to the right of the result.

REPORT OF LABORATORY ANALYSIS

This report shall not be reproduced, except in full,
without the written consent of Pace Analytical Services, LLC.

QUALITY CONTROL DATA

Project: Harding St Profile 1 Report 1

Pace Project No.: 50330190

QC Batch:	705273	Analysis Method:	EPA 6010
QC Batch Method:	EPA 3010	Analysis Description:	6010 MET Dissolved
		Laboratory:	Pace Analytical Services - Indianapolis

Associated Lab Samples: 50330190001, 50330190004

METHOD BLANK: 3242029 Matrix: Water

Associated Lab Samples: 50330190001, 50330190004

Parameter	Units	Blank Result	Reporting Limit	MDL	Analyzed	Qualifiers
Iron, Dissolved	ug/L	ND	100	48.8	11/17/22 01:41	
Manganese, Dissolved	ug/L	ND	10.0	2.5	11/17/22 01:41	
Molybdenum, Dissolved	ug/L	ND	10.0	3.7	11/17/22 01:41	

LABORATORY CONTROL SAMPLE: 3242030

Parameter	Units	Spike Conc.	LCS Result	LCS % Rec	% Rec Limits	Qualifiers
Iron, Dissolved	ug/L	10000	10200	102	80-120	
Manganese, Dissolved	ug/L	1000	972	97	80-120	
Molybdenum, Dissolved	ug/L	1000	1030	103	80-120	

MATRIX SPIKE & MATRIX SPIKE DUPLICATE: 3242031 3242032

Parameter	Units	50330154004		3242031		3242032		% Rec	% Rec	% Rec Limits	RPD	Max RPD	Qual
		Result	MS Spike Conc.	MSD Spike Conc.	MS Result	MSD Result	MS % Rec						
Iron, Dissolved	ug/L	10800	10000	10000	20800	20600	101	98	75-125	1	20		
Manganese, Dissolved	ug/L	1580	1000	1000	2550	2520	96	94	75-125	1	20		
Molybdenum, Dissolved	ug/L	217	1000	1000	1260	1260	104	104	75-125	0	20		

MATRIX SPIKE & MATRIX SPIKE DUPLICATE: 3242033 3242034

Parameter	Units	50330190001		3242033		3242034		% Rec	% Rec	% Rec Limits	RPD	Max RPD	Qual
		Result	MS Spike Conc.	MSD Spike Conc.	MS Result	MSD Result	MS % Rec						
Iron, Dissolved	ug/L	971	10000	10000	10800	11000	99	101	75-125	2	20		
Manganese, Dissolved	ug/L	115	1000	1000	1060	1080	94	96	75-125	2	20		
Molybdenum, Dissolved	ug/L	ND	1000	1000	1030	1050	103	105	75-125	2	20		

Results presented on this page are in the units indicated by the "Units" column except where an alternate unit is presented to the right of the result.

REPORT OF LABORATORY ANALYSIS

This report shall not be reproduced, except in full,
without the written consent of Pace Analytical Services, LLC.

QUALITY CONTROL DATA

Project: Harding St Profile 1 Report 1

Pace Project No.: 50330190

QC Batch:	705055	Analysis Method:	EPA 6020
QC Batch Method:	EPA 200.2	Analysis Description:	6020 MET
		Laboratory:	Pace Analytical Services - Indianapolis

Associated Lab Samples: 50330190001, 50330190004

METHOD BLANK: 3241076 Matrix: Water

Associated Lab Samples: 50330190001, 50330190004

Parameter	Units	Blank Result	Reporting Limit	MDL	Analyzed	Qualifiers
Antimony	ug/L	ND	1.0	0.075	11/11/22 08:05	
Arsenic	ug/L	ND	1.0	0.17	11/11/22 08:05	
Cobalt	ug/L	ND	1.0	0.041	11/11/22 08:05	
Selenium	ug/L	ND	1.0	0.33	11/11/22 08:05	

LABORATORY CONTROL SAMPLE: 3241077

Parameter	Units	Spike Conc.	LCS Result	LCS % Rec	% Rec Limits	Qualifiers
Antimony	ug/L	40	42.3	106	80-120	
Arsenic	ug/L	40	37.2	93	80-120	
Cobalt	ug/L	40	41.6	104	80-120	
Selenium	ug/L	40	38.4	96	80-120	

MATRIX SPIKE & MATRIX SPIKE DUPLICATE: 3241078 3241079

Parameter	Units	50330179004 Result	MS Spike Conc.	MSD Spike Conc.	MS Result	MSD Result	MS % Rec	MSD % Rec	% Rec Limits	Max		Qual
										RPD	RPD	
Antimony	ug/L	ND	40	40	42.2	43.4	105	108	75-125	3	20	
Arsenic	ug/L	1.1	40	40	38.9	38.7	94	94	75-125	1	20	
Cobalt	ug/L	ND	40	40	39.7	40.5	97	99	75-125	2	20	
Selenium	ug/L	ND	40	40	40.6	39.6	101	98	75-125	3	20	

MATRIX SPIKE & MATRIX SPIKE DUPLICATE: 3241080 3241081

Parameter	Units	50330190001 Result	MS Spike Conc.	MSD Spike Conc.	MS Result	MSD Result	MS % Rec	MSD % Rec	% Rec Limits	Max		Qual
										RPD	RPD	
Antimony	ug/L	ND	40	40	41.4	40.7	103	102	75-125	2	20	
Arsenic	ug/L	1.1	40	40	37.8	37.6	92	91	75-125	0	20	
Cobalt	ug/L	ND	40	40	37.8	37.6	94	94	75-125	1	20	
Selenium	ug/L	ND	40	40	37.9	37.4	94	93	75-125	1	20	

Results presented on this page are in the units indicated by the "Units" column except where an alternate unit is presented to the right of the result.

REPORT OF LABORATORY ANALYSIS

This report shall not be reproduced, except in full,
without the written consent of Pace Analytical Services, LLC.

QUALITY CONTROL DATA

Project: Harding St Profile 1 Report 1

Pace Project No.: 50330190

QC Batch: 704975	Analysis Method: SM 2320B
QC Batch Method: SM 2320B	Analysis Description: 2320B Alkalinity
	Laboratory: Pace Analytical Services - Indianapolis

Associated Lab Samples: 50330190001, 50330190004

METHOD BLANK: 3240743 Matrix: Water

Associated Lab Samples: 50330190001, 50330190004

Parameter	Units	Blank Result	Reporting Limit	MDL	Analyzed	Qualifiers
Alkalinity, Total as CaCO3	mg/L	ND	10.0	10.0	11/08/22 16:48	
Alkalinity,Bicarbonate (CaCO3)	mg/L	ND	10.0	10.0	11/08/22 16:48	
Alkalinity,Carbonate (CaCO3)	mg/L	ND	10.0	10.0	11/08/22 16:48	

LABORATORY CONTROL SAMPLE: 3240744

Parameter	Units	Spike Conc.	LCS Result	LCS % Rec	% Rec Limits	Qualifiers
Alkalinity, Total as CaCO3	mg/L	50	46.5	93	90-110	

SAMPLE DUPLICATE: 3240745

Parameter	Units	50330188001 Result	Dup Result	RPD	Max RPD	Qualifiers
Alkalinity, Total as CaCO3	mg/L	766	784	2	20	
Alkalinity,Bicarbonate (CaCO3)	mg/L	766	784	2	20	
Alkalinity,Carbonate (CaCO3)	mg/L	ND	ND		20	

SAMPLE DUPLICATE: 3240746

Parameter	Units	50330190001 Result	Dup Result	RPD	Max RPD	Qualifiers
Alkalinity, Total as CaCO3	mg/L	323	331	2	20	
Alkalinity,Bicarbonate (CaCO3)	mg/L	323	331	2	20	
Alkalinity,Carbonate (CaCO3)	mg/L	ND	ND		20	

Results presented on this page are in the units indicated by the "Units" column except where an alternate unit is presented to the right of the result.

REPORT OF LABORATORY ANALYSIS

This report shall not be reproduced, except in full,
without the written consent of Pace Analytical Services, LLC.

QUALITY CONTROL DATA

Project: Harding St Profile 1 Report 1

Pace Project No.: 50330190

QC Batch: 705483

Analysis Method: SM 2540C

QC Batch Method: SM 2540C

Analysis Description: 2540C Total Dissolved Solids

Laboratory: Pace Analytical Services - Indianapolis

Associated Lab Samples: 50330190001, 50330190004

METHOD BLANK: 3243030

Matrix: Water

Associated Lab Samples: 50330190001, 50330190004

Parameter	Units	Blank Result	Reporting Limit	MDL	Analyzed	Qualifiers
Total Dissolved Solids	mg/L	ND	10.0	10.0	11/10/22 09:28	

LABORATORY CONTROL SAMPLE: 3243043

Parameter	Units	Spike Conc.	LCS Result	LCS % Rec	% Rec Limits	Qualifiers
Total Dissolved Solids	mg/L	300	291	97	80-120	

SAMPLE DUPLICATE: 3243032

Parameter	Units	50330190001 Result	Dup Result	RPD	Max RPD	Qualifiers
Total Dissolved Solids	mg/L	457	456	0	10	

SAMPLE DUPLICATE: 3243044

Parameter	Units	50330313004 Result	Dup Result	RPD	Max RPD	Qualifiers
Total Dissolved Solids	mg/L	1360	1370	1	10	

Results presented on this page are in the units indicated by the "Units" column except where an alternate unit is presented to the right of the result.

REPORT OF LABORATORY ANALYSIS

This report shall not be reproduced, except in full,
without the written consent of Pace Analytical Services, LLC.

QUALITY CONTROL DATA

Project: Harding St Profile 1 Report 1

Pace Project No.: 50330190

QC Batch: 705211

Analysis Method: SM 4500-H+B

QC Batch Method: SM 4500-H+B

Analysis Description: 4500H+B pH

Laboratory: Pace Analytical Services - Indianapolis

Associated Lab Samples: 50330190001, 50330190004

SAMPLE DUPLICATE: 3241755

Parameter	Units	50330179004 Result	Dup Result	RPD	Max RPD	Qualifiers
pH at 25 Degrees C	Std. Units	7.1	7.1	0	2	H3

SAMPLE DUPLICATE: 3241756

Parameter	Units	50330190001 Result	Dup Result	RPD	Max RPD	Qualifiers
pH at 25 Degrees C	Std. Units	7.6	7.6	0	2	H3

Results presented on this page are in the units indicated by the "Units" column except where an alternate unit is presented to the right of the result.

REPORT OF LABORATORY ANALYSIS

This report shall not be reproduced, except in full,
without the written consent of Pace Analytical Services, LLC.

QUALITY CONTROL DATA

Project: Harding St Profile 1 Report 1

Pace Project No.: 50330190

QC Batch: 705554	Analysis Method: SM 4500-S2-D
QC Batch Method: SM 4500-S2-D	Analysis Description: 4500S2D Sulfide Water
	Laboratory: Pace Analytical Services - Indianapolis

Associated Lab Samples: 50330190001, 50330190004

METHOD BLANK: 3243390 Matrix: Water

Associated Lab Samples: 50330190001, 50330190004

Parameter	Units	Blank Result	Reporting Limit	MDL	Analyzed	Qualifiers
Sulfide	mg/L	ND	0.10	0.025	11/10/22 14:43	

LABORATORY CONTROL SAMPLE: 3243391

Parameter	Units	Spike Conc.	LCS Result	LCS % Rec	% Rec Limits	Qualifiers
Sulfide	mg/L	0.5	0.53	106	90-110	

MATRIX SPIKE & MATRIX SPIKE DUPLICATE: 3243392 3243393

Parameter	Units	50330190001		MS Spike Conc.	MSD Spike Conc.	MS Result	MSD Result	MS % Rec	MSD % Rec	% Rec Limits	RPD	Max RPD	Qual
		Result	Conc.										
Sulfide	mg/L	ND	0.5	0.5	0.47	0.46	95	92	90-110	3	20		

MATRIX SPIKE & MATRIX SPIKE DUPLICATE: 3243394 3243395

Parameter	Units	50330306004		MS Spike Conc.	MSD Spike Conc.	MS Result	MSD Result	MS % Rec	MSD % Rec	% Rec Limits	RPD	Max RPD	Qual
		Result	Conc.										
Sulfide	mg/L	ND	0.5	0.5	0.37	0.37	74	75	90-110	0	20	M3	

MATRIX SPIKE & MATRIX SPIKE DUPLICATE: 3243396 3243397

Parameter	Units	50330308002		MS Spike Conc.	MSD Spike Conc.	MS Result	MSD Result	MS % Rec	MSD % Rec	% Rec Limits	RPD	Max RPD	Qual
		Result	Conc.										
Sulfide	mg/L	0.038J	0.5	0.5	0.48	0.49	89	91	90-110	2	20	M0	

Results presented on this page are in the units indicated by the "Units" column except where an alternate unit is presented to the right of the result.

REPORT OF LABORATORY ANALYSIS

This report shall not be reproduced, except in full,
without the written consent of Pace Analytical Services, LLC.

QUALITY CONTROL DATA

Project: Harding St Profile 1 Report 1

Pace Project No.: 50330190

QC Batch: 705422	Analysis Method: HACH 8146
QC Batch Method: HACH 8146	Analysis Description: Iron, Ferrous
	Laboratory: Pace Analytical Services - Indianapolis

Associated Lab Samples: 50330190001, 50330190004

METHOD BLANK: 3242723 Matrix: Water

Associated Lab Samples: 50330190001, 50330190004

Parameter	Units	Blank Result	Reporting Limit	MDL	Analyzed	Qualifiers
Iron, Ferrous	mg/L	ND	0.20	0.096	11/09/22 18:40	H3,N2

LABORATORY CONTROL SAMPLE: 3242724

Parameter	Units	Spike Conc.	LCS Result	LCS % Rec	% Rec Limits	Qualifiers
Iron, Ferrous	mg/L	1	1.0	100	90-110	H3,N2

MATRIX SPIKE & MATRIX SPIKE DUPLICATE: 3242725 3242726

Parameter	Units	50330190001		3242725		3242726		% Rec	% Rec	% Rec Limits	RPD	Max RPD	Qual
		MS Result	MSD Spike Conc.	MS Result	MSD Spike Conc.	MS Result	MSD Spike Conc.						
Iron, Ferrous	mg/L	ND	1	1	0.95	0.96	95	96	90-110	0	20	H3,N2	

MATRIX SPIKE & MATRIX SPIKE DUPLICATE: 3242727 3242728

Parameter	Units	50330308002		3242727		3242728		% Rec	% Rec	% Rec Limits	RPD	Max RPD	Qual
		MS Result	MSD Spike Conc.	MS Result	MSD Spike Conc.	MS Result	MSD Spike Conc.						
Iron, Ferrous	mg/L	4.1	25	25	28.5	29.0	98	100	90-110	2	20	H3,N2	

Results presented on this page are in the units indicated by the "Units" column except where an alternate unit is presented to the right of the result.

REPORT OF LABORATORY ANALYSIS

This report shall not be reproduced, except in full,
without the written consent of Pace Analytical Services, LLC.

QUALITY CONTROL DATA

Project: Harding St Profile 1 Report 1

Pace Project No.: 50330190

QC Batch: 704564

Analysis Method: EPA 353.2

QC Batch Method: EPA 353.2

Analysis Description: 353.2 Nitrate + Nitrite, Unpres.

Laboratory: Pace Analytical Services - Indianapolis

Associated Lab Samples: 50330190001, 50330190004

METHOD BLANK: 3239090

Matrix: Water

Associated Lab Samples: 50330190001, 50330190004

Parameter	Units	Blank Result	Reporting Limit	MDL	Analyzed	Qualifiers
Nitrogen, Nitrate	mg/L	ND	0.10	0.011	11/04/22 19:11	
Nitrogen, Nitrite	mg/L	ND	0.10	0.0040	11/04/22 19:11	

LABORATORY CONTROL SAMPLE: 3239091

Parameter	Units	Spike Conc.	LCS Result	LCS % Rec	% Rec Limits	Qualifiers
Nitrogen, Nitrate	mg/L	1	0.98	98	90-110	
Nitrogen, Nitrite	mg/L	1	1.0	105	90-110	

MATRIX SPIKE & MATRIX SPIKE DUPLICATE: 3239092 3239093

Parameter	Units	50330190001 Result	MS Spike Conc.	MSD Spike Conc.	MS Result	MSD Result	MS % Rec	MSD % Rec	% Rec Limits	RPD	Max RPD	Qual
Nitrogen, Nitrate	mg/L	ND	1	1	0.97	0.97	96	96	90-110	0	20	
Nitrogen, Nitrite	mg/L	ND	1	1	1.0	1.0	103	103	90-110	0	20	

MATRIX SPIKE SAMPLE: 3239199

Parameter	Units	50330213004 Result	Spike Conc.	MS Result	MS % Rec	% Rec Limits	Qualifiers
Nitrogen, Nitrate	mg/L	0.15	1	1.2	103	90-110	
Nitrogen, Nitrite	mg/L	ND	1	1.0	105	90-110	

Results presented on this page are in the units indicated by the "Units" column except where an alternate unit is presented to the right of the result.

REPORT OF LABORATORY ANALYSIS

This report shall not be reproduced, except in full,
without the written consent of Pace Analytical Services, LLC.

QUALITY CONTROL DATA

Project: Harding St Profile 1 Report 1

Pace Project No.: 50330190

QC Batch: 704653

Analysis Method: EPA 365.1

QC Batch Method: EPA 365.1

Analysis Description: 365.1 Total Phosphorus

Laboratory: Pace Analytical Services - Indianapolis

Associated Lab Samples: 50330190001, 50330190004

METHOD BLANK: 3239742

Matrix: Water

Associated Lab Samples: 50330190001, 50330190004

Parameter	Units	Blank Result	Reporting Limit	MDL	Analyzed	Qualifiers
Phosphate as P04	mg/L	ND	0.15	0.15	11/08/22 22:30	

LABORATORY CONTROL SAMPLE: 3239743

Parameter	Units	Spike Conc.	LCS Result	LCS % Rec	% Rec Limits	Qualifiers
Phosphate as P04	mg/L		1.4			

MATRIX SPIKE & MATRIX SPIKE DUPLICATE: 3239744 3239745

Parameter	Units	50330154004		3239745		% Rec	% Rec	% Rec Limits	RPD	Max RPD	Qual
		MS Result	MSD Spike Conc.	MS Result	MSD Spike Conc.						
Phosphate as P04	mg/L	0.42		1.9	1.9				2		

MATRIX SPIKE & MATRIX SPIKE DUPLICATE: 3239746 3239747

Parameter	Units	50330190001		3239747		% Rec	% Rec	% Rec Limits	RPD	Max RPD	Qual
		MS Result	MSD Spike Conc.	MS Result	MSD Spike Conc.						
Phosphate as P04	mg/L	ND		1.4	ND						

Results presented on this page are in the units indicated by the "Units" column except where an alternate unit is presented to the right of the result.

REPORT OF LABORATORY ANALYSIS

This report shall not be reproduced, except in full,
without the written consent of Pace Analytical Services, LLC.

QUALITY CONTROL DATA

Project: Harding St Profile 1 Report 1

Pace Project No.: 50330190

QC Batch: 707008	Analysis Method: SM 5310C
QC Batch Method: SM 5310C	Analysis Description: 5310C Total Organic Carbon
	Laboratory: Pace Analytical Services - Indianapolis

Associated Lab Samples: 50330190001, 50330190004

METHOD BLANK: 3250078 Matrix: Water

Associated Lab Samples: 50330190001, 50330190004

Parameter	Units	Blank Result	Reporting Limit	MDL	Analyzed	Qualifiers
Total Organic Carbon	mg/L	ND	1.0	0.14	11/19/22 16:37	

LABORATORY CONTROL SAMPLE: 3250079

Parameter	Units	Spike Conc.	LCS Result	LCS % Rec	% Rec Limits	Qualifiers
Total Organic Carbon	mg/L	10	9.8	98	90-110	

MATRIX SPIKE & MATRIX SPIKE DUPLICATE: 3250080 3250081

Parameter	Units	50330154004		3250080		3250081		% Rec Limits	RPD	Max RPD	Qual	
		MS Result	MSD Spike Conc.	MS Result	MSD Spike Conc.	MS Result	MSD Spike Conc.					
Total Organic Carbon	mg/L	1.6	10	11.5	10	11.6	10	99	100	80-120	0	20

MATRIX SPIKE & MATRIX SPIKE DUPLICATE: 3250082 3250083

Parameter	Units	50330190001		3250082		3250083		% Rec Limits	RPD	Max RPD	Qual	
		MS Result	MSD Spike Conc.	MS Result	MSD Spike Conc.	MS Result	MSD Spike Conc.					
Total Organic Carbon	mg/L	ND	10	10.5	10	10.6	10	98	100	80-120	1	20

Results presented on this page are in the units indicated by the "Units" column except where an alternate unit is presented to the right of the result.

REPORT OF LABORATORY ANALYSIS

This report shall not be reproduced, except in full,
without the written consent of Pace Analytical Services, LLC.

QUALITY CONTROL DATA

Project: Harding St Profile 1 Report 1

Pace Project No.: 50330190

QC Batch:	706913	Analysis Method:	SM 5310C
QC Batch Method:	SM 5310C	Analysis Description:	5310C Dissolved Organic Carbon
		Laboratory:	Pace Analytical Services - Indianapolis

Associated Lab Samples: 50330190001, 50330190004

METHOD BLANK:	3249547	Matrix:	Water
Associated Lab Samples:	50330190001, 50330190004		

Parameter	Units	Blank Result	Reporting Limit	MDL	Analyzed	Qualifiers
Dissolved Organic Carbon	mg/L	ND	1.0	0.14	11/18/22 17:44	

LABORATORY CONTROL SAMPLE:	3249548					
Parameter	Units	Spike Conc.	LCS Result	LCS % Rec	% Rec Limits	Qualifiers
Dissolved Organic Carbon	mg/L	10	9.9	99	90-110	

MATRIX SPIKE & MATRIX SPIKE DUPLICATE:	3249549			3249550								
Parameter	Units	50330154004 Result	MS Spike Conc.	MSD Spike Conc.	MS Result	MSD Result	MS % Rec	MSD % Rec	% Rec Limits	RPD	Max RPD	Qual
Dissolved Organic Carbon	mg/L	1.8	10	10	11.7	11.8	98	100	80-120	1	20	

MATRIX SPIKE & MATRIX SPIKE DUPLICATE:	3249551			3249552								
Parameter	Units	50330190001 Result	MS Spike Conc.	MSD Spike Conc.	MS Result	MSD Result	MS % Rec	MSD % Rec	% Rec Limits	RPD	Max RPD	Qual
Dissolved Organic Carbon	mg/L	ND	10	10	10.6	10.7	98	100	80-120	1	20	

Results presented on this page are in the units indicated by the "Units" column except where an alternate unit is presented to the right of the result.

REPORT OF LABORATORY ANALYSIS

This report shall not be reproduced, except in full, without the written consent of Pace Analytical Services, LLC.

ANALYTICAL RESULTS - RADIOCHEMISTRY

Project: Harding St Profile 1 Report 1

Pace Project No.: 50330190

Sample: MW-15D **Lab ID: 50330190001** Collected: 11/04/22 12:13 Received: 11/04/22 15:00 Matrix: Water
PWS: Site ID: Sample Type:

Parameters	Method	Act ± Unc (MDC) Carr Trac	Units	Analyzed	CAS No.	Qual
	Pace Analytical Services - Greensburg					
Radium-226	EPA 903.1	0.581 ± 0.461 (0.626) C:NA T:97%	pCi/L	11/27/22 15:57	13982-63-3	
	Pace Analytical Services - Greensburg					
Radium-228	EPA 904.0	0.728 ± 0.477 (0.910) C:77% T:78%	pCi/L	11/28/22 16:25	15262-20-1	
	Pace Analytical Services - Greensburg					
Total Radium	Total Radium Calculation	1.31 ± 0.938 (1.54)	pCi/L	11/29/22 16:13	7440-14-4	

REPORT OF LABORATORY ANALYSIS

This report shall not be reproduced, except in full,
without the written consent of Pace Analytical Services, LLC.

ANALYTICAL RESULTS - RADIOCHEMISTRY

Project: Harding St Profile 1 Report 1

Pace Project No.: 50330190

Sample: MW-15D MS **Lab ID: 50330190002** Collected: 11/04/22 12:13 Received: 11/04/22 15:00 Matrix: Water
PWS: Site ID: Sample Type:

Parameters	Method	Act ± Unc (MDC) Carr Trac	Units	Analyzed	CAS No.	Qual
Pace Analytical Services - Greensburg						
Radium-226	EPA 903.1	116.45 %REC ± NA (NA) C:NA T:NA	pCi/L	11/27/22 15:57	13982-63-3	
Pace Analytical Services - Greensburg						
Radium-228	EPA 904.0	74.15 %REC ± NA (NA) C:NA T:NA	pCi/L	11/28/22 16:25	15262-20-1	

REPORT OF LABORATORY ANALYSIS

This report shall not be reproduced, except in full,
without the written consent of Pace Analytical Services, LLC.

ANALYTICAL RESULTS - RADIOCHEMISTRY

Project: Harding St Profile 1 Report 1

Pace Project No.: 50330190

Parameters	Method	Act ± Unc (MDC) Carr Trac	Units	Analyzed	CAS No.	Qual
Pace Analytical Services - Greensburg						
Radium-226	EPA 903.1	90.42 %REC 25.17RPD ± NA (NA) C:NA T:NA	pCi/L	11/27/22 15:57	13982-63-3	
Pace Analytical Services - Greensburg						
Radium-228	EPA 904.0	95.15 %REC 24.81RPD ± NA (NA) C:NA T:NA	pCi/L	11/28/22 16:26	15262-20-1	

REPORT OF LABORATORY ANALYSIS

This report shall not be reproduced, except in full,
without the written consent of Pace Analytical Services, LLC.

ANALYTICAL RESULTS - RADIOCHEMISTRY

Project: Harding St Profile 1 Report 1

Pace Project No.: 50330190

Sample: MW-151 **Lab ID: 50330190004** Collected: 11/04/22 13:45 Received: 11/04/22 15:00 Matrix: Water
PWS: Site ID: Sample Type:

Parameters	Method	Act ± Unc (MDC) Carr Trac	Units	Analyzed	CAS No.	Qual
	Pace Analytical Services - Greensburg					
Radium-226	EPA 903.1	0.491 ± 0.717 (1.22) C:NA T:93%	pCi/L	11/27/22 15:57	13982-63-3	
	Pace Analytical Services - Greensburg					
Radium-228	EPA 904.0	0.639 ± 0.407 (0.765) C:79% T:90%	pCi/L	11/28/22 16:26	15262-20-1	
	Pace Analytical Services - Greensburg					
Total Radium	Total Radium Calculation	1.13 ± 1.12 (1.99)	pCi/L	11/29/22 16:13	7440-14-4	

REPORT OF LABORATORY ANALYSIS

This report shall not be reproduced, except in full,
without the written consent of Pace Analytical Services, LLC.

QUALIFIERS

Project: Harding St Profile 1 Report 1

Pace Project No.: 50330190

DEFINITIONS

DF - Dilution Factor, if reported, represents the factor applied to the reported data due to dilution of the sample aliquot.

ND - Not Detected at or above adjusted reporting limit.

TNTC - Too Numerous To Count

J - Estimated concentration above the adjusted method detection limit and below the adjusted reporting limit.

MDL - Adjusted Method Detection Limit.

PQL - Practical Quantitation Limit.

RL - Reporting Limit - The lowest concentration value that meets project requirements for quantitative data with known precision and bias for a specific analyte in a specific matrix.

S - Surrogate

1,2-Diphenylhydrazine decomposes to and cannot be separated from Azobenzene using Method 8270. The result for each analyte is a combined concentration.

Consistent with EPA guidelines, unrounded data are displayed and have been used to calculate % recovery and RPD values.

LCS(D) - Laboratory Control Sample (Duplicate)

MS(D) - Matrix Spike (Duplicate)

DUP - Sample Duplicate

RPD - Relative Percent Difference

NC - Not Calculable.

SG - Silica Gel - Clean-Up

U - Indicates the compound was analyzed for, but not detected.

N-Nitrosodiphenylamine decomposes and cannot be separated from Diphenylamine using Method 8270. The result reported for each analyte is a combined concentration.

Reported results are not rounded until the final step prior to reporting. Therefore, calculated parameters that are typically reported as "Total" may vary slightly from the sum of the reported component parameters.

Act - Activity

Unc - Uncertainty: SDWA = 1.96 sigma count uncertainty, all other matrices = Expanded Uncertainty (95% confidence interval).

Gamma Spec = Expanded Uncertainty (95.4% Confidence Interval)

(MDC) - Minimum Detectable Concentration

Trac - Tracer Recovery (%)

Carr - Carrier Recovery (%)

Pace Analytical is TNI accredited. Contact your Pace PM for the current list of accredited analytes.

TNI - The NELAC Institute.

ANALYTE QUALIFIERS

H3 Sample was received or analysis requested beyond the recognized method holding time.

M0 Matrix spike recovery and/or matrix spike duplicate recovery was outside laboratory control limits.

M3 Matrix spike recovery was outside laboratory control limits due to matrix interferences.

N2 The lab does not hold NELAC/TNI accreditation for this parameter but other accreditations/certifications may apply. A complete list of accreditations/certifications is available upon request.

P6 Matrix spike recovery was outside laboratory control limits due to a parent sample concentration notably higher than the spike level.

P8 Analyte was detected in the method blank. All associated samples had concentrations of at least ten times greater than the blank or were below the reporting limit.

REPORT OF LABORATORY ANALYSIS

This report shall not be reproduced, except in full,
without the written consent of Pace Analytical Services, LLC.

QUALITY CONTROL DATA CROSS REFERENCE TABLE

Project: Harding St Profile 1 Report 1

Pace Project No.: 50330190

Lab ID	Sample ID	QC Batch Method	QC Batch	Analytical Method	Analytical Batch
50330190001	MW-15D	EPA 9056	705185		
50330190004	MW-15I	EPA 9056	705176		
50330190001	MW-15D	EPA 3010	705345	EPA 6010	706703
50330190001	MW-15D	EPA 3010	706870	EPA 6010	707039
50330190004	MW-15I	EPA 3010	705345	EPA 6010	706703
50330190004	MW-15I	EPA 3010	706870	EPA 6010	707039
50330190001	MW-15D	EPA 3010	705273	EPA 6010	706835
50330190004	MW-15I	EPA 3010	705273	EPA 6010	706835
50330190001	MW-15D	EPA 200.2	705055	EPA 6020	705319
50330190004	MW-15I	EPA 200.2	705055	EPA 6020	705319
50330190001	MW-15D	EPA 903.1	545755		
50330190002	MW-15D MS	EPA 903.1	545755		
50330190003	MW-15D MSD	EPA 903.1	545755		
50330190004	MW-15I	EPA 903.1	545755		
50330190001	MW-15D	EPA 904.0	545758		
50330190002	MW-15D MS	EPA 904.0	545758		
50330190003	MW-15D MSD	EPA 904.0	545758		
50330190004	MW-15I	EPA 904.0	545758		
50330190001	MW-15D	Total Radium Calculation	550236		
50330190004	MW-15I	Total Radium Calculation	550236		
50330190001	MW-15D	SM 2320B	704975		
50330190004	MW-15I	SM 2320B	704975		
50330190001	MW-15D	SM 2540C	705483		
50330190004	MW-15I	SM 2540C	705483		
50330190001	MW-15D	SM 4500-H+B	705211		
50330190004	MW-15I	SM 4500-H+B	705211		
50330190001	MW-15D	SM 4500-S2-D	705554		
50330190004	MW-15I	SM 4500-S2-D	705554		
50330190001	MW-15D	HACH 8146	705422		
50330190004	MW-15I	HACH 8146	705422		
50330190001	MW-15D	EPA 353.2	704564		
50330190004	MW-15I	EPA 353.2	704564		
50330190001	MW-15D	EPA 365.1	704653	EPA 365.1	705397
50330190004	MW-15I	EPA 365.1	704653	EPA 365.1	705397
50330190001	MW-15D	SM 5310C	707008		
50330190004	MW-15I	SM 5310C	707008		
50330190001	MW-15D	SM 5310C	706913		
50330190004	MW-15I	SM 5310C	706913		

REPORT OF LABORATORY ANALYSIS

This report shall not be reproduced, except in full,
without the written consent of Pace Analytical Services, LLC.



SAMPLE CONDITION UPON RECEIPT FORM

Date/Time and Initials of person examining contents: DMP 11/04/22 15:36

1. Courier: FED EX UPS CLIENT PACE USPS OTHER

2. Custody Seal on Cooler/Box Present: Yes No
 (If yes)Seals Intact: Yes No (leave blank if no seals were present)

3. Thermometer: 1 2 3 4 5 6 A B C D E F

4. Cooler Temperature(s): 3.8°/3.9°C 1.4°/1.5°C
 (Initial/Corrected) RECORD TEMPS OF ALL COOLERS RECEIVED (use Comments below to add more)

5. Packing Material: Bubble Wrap Bubble Bags
 None Other Plastic Bags

6. Ice Type: Wet Blue None

7. If temp. is over 6°C or under 0°C, was the PM notified?: Yes No
 Cooler temp should be above freezing to 6°C

All discrepancies will be written out in the comments section below.

	Yes	No		Yes	No	N/A
USDA Regulated Soils? (HI, ID, NY, WA, OR, CA, NM, TX, OK, AR, LA, TN, AL, MS, NC, SC, GA, FL, or Puerto Rico)		<input checked="" type="checkbox"/>	All containers needing acid/base preservation have been pH CHECKED?: Exceptions: VOA, coliform, LLHg, O&G, RAD CHEM, and any container with a septum cap or preserved with HCl.			
Short Hold Time Analysis (48 hours or less)? Analysis: <u>NO₃</u>	<input checked="" type="checkbox"/>		Circle: HNO ₃ (<2) H ₂ SO ₄ (<2) NaOH (>10) NaOH/ZnAc (>9) Any non-conformance to pH recommendations will be noted on the container count form			
Time 5035A TC placed in Freezer or Short Holds To Lab Time: <u>1700</u>			Residual Chlorine Check (SVOC 625 Pest/PCB 608)	<u>Present</u>	<u>Absent</u>	<u>N/A</u>
Rush TAT Requested (4 days or less):		<input checked="" type="checkbox"/>	Residual Chlorine Check (Total/Amenable/Free Cyanide)			<input checked="" type="checkbox"/>
Custody Signatures Present?	<input checked="" type="checkbox"/>		Headspace Wisconsin Sulfide?			<input checked="" type="checkbox"/>
Containers Intact?:	<input checked="" type="checkbox"/>		Headspace in VOA Vials (>6mm): See Container Count form for details	<u>Present</u>	<u>Absent</u>	<u>No VOA Vials Sent</u>
Sample Label (IDs/Dates/Times) Match COC?: Except TCs, which only require sample ID	<input checked="" type="checkbox"/>		Trip Blank Present?		<input checked="" type="checkbox"/>	
Extra labels on Terracore Vials? (soils only)		<u>N/A</u>	Trip Blank Custody Seals?:			<input checked="" type="checkbox"/>

COMMENTS:

Sample Container Count

** Place a RED dot on containers that are out of conformance **

COC Line Item	WGFCU	MeOH (only) SBS DI R	VIALS			AMBER GLASS						PLASTIC							OTHER		Matrix	Nitric Red	Sulfuric Yellow	Sodium Hydroxide Green	Sodium Hydroxide/ ZnAc Black							
			DG9H	VG9H	VOA VIAL HS (>6mm)	VG9U	DG9U	VG9T	AG0U	AG1H	AG1U	AG2U	AG3S	AG3SF	AG3C	BP1U	BP1N	BP2U	BP3U	BP3N						BP3F	BP3S	BP3B	BP3Z	CG3H	Syringe Kit	
			HNO3 <2	H2SO4 <2	NaOH >10	NaOH/Zn Ac >9																										
1										3	3				6	3	6	3	3	3		3				WT	✓	✓	✓			
2																																
3																																
4										1	1				2	1	2	1	1	1		1				WT	✓	✓	✓	✓		
5																																
6																																
7																																
8																																
9																																
10																																
11																																
12																																

DMP 11/04/22

Container Codes

Glass				Plastic			
DG9H	40mL HCl amber voa vial	BG1T	1L Na Thiosulfate clear glass	BP1B	1L NaOH plastic	BP4U	125mL unpreserved plastic
DG9P	40mL TSP amber vial	BG1U	1L unpreserved glass	BP1N	1L HNO3 plastic	BP4N	125mL HNO3 plastic
DG9S	40mL H2SO4 amber vial	BG3H	250mL HCl Clear Glass	BP1S	1L H2SO4 plastic	BP4S	125mL H2SO4 plastic
DG9T	40mL Na Thio amber vial	BG3U	250mL Unpres Clear Glass	BP1U	1L unpreserved plastic	Miscellaneous	
DG9U	40mL unpreserved amber vial	AG0U	100mL unpres amber glass	BP1Z	1L NaOH, Zn, Ac		
VG9H	40mL HCl clear vial	AG1H	1L HCl amber glass	BP2N	500mL HNO3 plastic	ZPLC	Ziploc Bag
VG9T	40mL Na Thio. clear vial	AG1S	1L H2SO4 amber glass	BP2C	500mL NaOH plastic	R	Terracore Kit
VG9U	40mL unpreserved clear vial	AG1T	1L Na Thiosulfate amber glass	BP2S	500mL H2SO4 plastic	SP5T	120mL Coliform Sodium Thiosulfate
I	40mL w/hexane wipe vial	AG1U	1liter unpres amber glass	BP2U	500mL unpreserved plastic	T	Tedlar Bag (air sample)
WGKU	8oz unpreserved clear jar	AG2N	500mL HNO3 amber glass	BP2Z	500mL NaOH, Zn Ac	U	Summa Can (air sample)
WGFCU	4oz clear soil jar	AG2S	500mL H2SO4 amber glass	BP3B	250mL NaOH plastic	WT	Water
JGFCU	4oz unpreserved amber wide	AG2U	500mL unpres amber glass	BP3N	250mL HNO3 plastic	SL	Solid Solid
CG3H	250mL clear glass HCl	AG3S	250mL H2SO4 amber glass	BP3F	250mL HNO3 plastic-field filtered	OL	Oil
BG1H	1L HCl clear glass	AG3SF	250mL H2SO4 amb glass -field filtered	BP3U	250mL unpreserved plastic	NAL	Non-aqueous liquid
BG1S	1L H2SO4 clear glass	AG3U	250mL unpres amber glass	BP3S	250mL H2SO4 plastic	WP	Wipe
GN	General	AG3C	250mL NaOH amber glass	BP3Z	250mL NaOH, ZnAc plastic		

March 03, 2023

Mr. Mark Breting
ATC Group Services
7988 Centerpoint Drive
Suite 100
Indianapolis, IN 46256

RE: Project: Harding St Profile 1 Report 2
Pace Project No.: 50330213

Dear Mr. Breting:

Enclosed are the analytical results for sample(s) received by the laboratory on November 04, 2022. The results relate only to the samples included in this report. Results reported herein conform to the applicable TNI/NELAC Standards and the laboratory's Quality Manual, where applicable, unless otherwise noted in the body of the report.

The test results provided in this final report were generated by each of the following laboratories within the Pace Network:

- Pace Analytical Services - Indianapolis
- Pace Analytical Services - Greensburg

If you have any questions concerning this report, please feel free to contact me.

Sincerely,



Will Statz
will.statz@pacelabs.com
(317)228-3105
Project Manager

Enclosures

cc: Mr. Robert Miller, Haley & Aldrich



REPORT OF LABORATORY ANALYSIS

This report shall not be reproduced, except in full,
without the written consent of Pace Analytical Services, LLC.

CERTIFICATIONS

Project: Harding St Profile 1 Report 2

Pace Project No.: 50330213

Pace Analytical Services Pennsylvania

1638 Roseytown Rd Suites 2,3&4, Greensburg, PA 15601

ANAB DOD-ELAP Rad Accreditation #: L2417

Alabama Certification #: 41590

Arizona Certification #: AZ0734

Arkansas Certification

California Certification #: 04222CA

Colorado Certification #: PA01547

Connecticut Certification #: PH-0694

Delaware Certification

EPA Region 4 DW Rad

Florida/TNI Certification #: E87683

Georgia Certification #: C040

Florida: Cert E871149 SEKS WET

Guam Certification

Hawaii Certification

Idaho Certification

Illinois Certification

Indiana Certification

Iowa Certification #: 391

Kansas/TNI Certification #: E-10358

Kentucky Certification #: KY90133

KY WW Permit #: KY0098221

KY WW Permit #: KY0000221

Louisiana DHH/TNI Certification #: LA180012

Louisiana DEQ/TNI Certification #: 4086

Maine Certification #: 2017020

Maryland Certification #: 308

Massachusetts Certification #: M-PA1457

Michigan/PADEP Certification #: 9991

Missouri Certification #: 235

Montana Certification #: Cert0082

Nebraska Certification #: NE-OS-29-14

Nevada Certification #: PA014572018-1

New Hampshire/TNI Certification #: 297617

New Jersey/TNI Certification #: PA051

New Mexico Certification #: PA01457

New York/TNI Certification #: 10888

North Carolina Certification #: 42706

North Dakota Certification #: R-190

Ohio EPA Rad Approval: #41249

Oregon/TNI Certification #: PA200002-010

Pennsylvania/TNI Certification #: 65-00282

Puerto Rico Certification #: PA01457

Rhode Island Certification #: 65-00282

South Dakota Certification

Tennessee Certification #: 02867

Texas/TNI Certification #: T104704188-17-3

Utah/TNI Certification #: PA014572017-9

USDA Soil Permit #: P330-17-00091

Vermont Dept. of Health: ID# VT-0282

Virgin Island/PADEP Certification

Virginia/VELAP Certification #: 460198

Washington Certification #: C868

West Virginia DEP Certification #: 143

West Virginia DHHR Certification #: 9964C

Wisconsin Approve List for Rad

Wyoming Certification #: 8TMS-L

Pace Analytical Services Indianapolis

7726 Moller Road, Indianapolis, IN 46268

Illinois Accreditation #: 200074

Indiana Drinking Water Laboratory #: C-49-06

Kansas/TNI Certification #: E-10177

Kentucky UST Agency Interest #: 80226

Kentucky WW Laboratory ID #: 98019

Michigan Drinking Water Laboratory #9050

Ohio VAP Certified Laboratory #: CL0065

Oklahoma Laboratory #: 9204

Texas Certification #: T104704355

Wisconsin Laboratory #: 999788130

USDA Foreign Soil Permit #: 525-23-13-23119

USDA Compliance Agreement #: IN-SL-22-001

REPORT OF LABORATORY ANALYSIS

This report shall not be reproduced, except in full,
without the written consent of Pace Analytical Services, LLC.

SAMPLE SUMMARY

Project: Harding St Profile 1 Report 2

Pace Project No.: 50330213

Lab ID	Sample ID	Matrix	Date Collected	Date Received
50330213001	PZ-101S	Water	11/03/22 10:05	11/04/22 14:05
50330213002	PZ-100S	Water	11/03/22 11:35	11/04/22 14:05
50330213003	PZ-100D	Water	11/03/22 12:50	11/04/22 14:05
50330213004	MW-104D	Water	11/03/22 14:45	11/04/22 14:05
50330213005	M-4	Water	11/03/22 12:32	11/04/22 14:05

REPORT OF LABORATORY ANALYSIS

This report shall not be reproduced, except in full,
without the written consent of Pace Analytical Services, LLC.

SAMPLE ANALYTE COUNT

Project: Harding St Profile 1 Report 2

Pace Project No.: 50330213

Lab ID	Sample ID	Method	Analysts	Analytes Reported	Laboratory
50330213001	PZ-101S	EPA 9056	ADM	3	PASI-I
		EPA 6010	RAM	15	PASI-I
		EPA 6010	JPK	3	PASI-I
		EPA 6020	CAW	4	PASI-I
		EPA 903.1	GDH	1	PASI-PA
		EPA 904.0	VAL	1	PASI-PA
		Total Radium Calculation	JAL	1	PASI-PA
		SM 2320B	TAY	3	PASI-I
		SM 2540C	AEL	1	PASI-I
		SM 4500-H+B	TRK	1	PASI-I
		SM 4500-S2-D	BEP	1	PASI-I
		HACH 8146	ZM	1	PASI-I
		EPA 353.2	OAS	2	PASI-I
		EPA 365.1	MMS	1	PASI-I
		SM 5310C	MMS	1	PASI-I
		SM 5310C	MMS	1	PASI-I
		50330213002	PZ-100S	EPA 9056	ADM
EPA 6010	RAM			15	PASI-I
EPA 6010	JPK			3	PASI-I
EPA 6020	CAW			4	PASI-I
EPA 903.1	GDH			1	PASI-PA
EPA 904.0	VAL			1	PASI-PA
Total Radium Calculation	JAL			1	PASI-PA
SM 2320B	TAY			3	PASI-I
SM 2540C	AEL			1	PASI-I
SM 4500-H+B	TRK			1	PASI-I
SM 4500-S2-D	BEP			1	PASI-I
HACH 8146	ZM			1	PASI-I
EPA 353.2	OAS			2	PASI-I
EPA 365.1	MMS			1	PASI-I
SM 5310C	MMS			1	PASI-I
SM 5310C	MMS			1	PASI-I
50330213003	PZ-100D			EPA 9056	ADM
		EPA 6010	RAM	15	PASI-I
		EPA 6010	JPK	3	PASI-I
		EPA 6020	CAW	4	PASI-I
		EPA 903.1	GDH	1	PASI-PA

REPORT OF LABORATORY ANALYSIS

This report shall not be reproduced, except in full,
without the written consent of Pace Analytical Services, LLC.

SAMPLE ANALYTE COUNT

Project: Harding St Profile 1 Report 2

Pace Project No.: 50330213

Lab ID	Sample ID	Method	Analysts	Analytes Reported	Laboratory
50330213004	MW-104D	EPA 904.0	VAL	1	PASI-PA
		Total Radium Calculation	JAL	1	PASI-PA
		SM 2320B	TAY	3	PASI-I
		SM 2540C	AEL	1	PASI-I
		SM 4500-H+B	TRK	1	PASI-I
		SM 4500-S2-D	BEP	1	PASI-I
		HACH 8146	ZM	1	PASI-I
		EPA 353.2	OAS	2	PASI-I
		EPA 365.1	MMS	1	PASI-I
		SM 5310C	MMS	1	PASI-I
		SM 5310C	MMS	1	PASI-I
		EPA 9056	ADM	3	PASI-I
		EPA 6010	RAM	15	PASI-I
		EPA 6010	JPK	3	PASI-I
		EPA 6020	CAW	4	PASI-I
		EPA 903.1	GDH	1	PASI-PA
		EPA 904.0	VAL	1	PASI-PA
		Total Radium Calculation	JAL	1	PASI-PA
		SM 2320B	TAY	3	PASI-I
		SM 2540C	AEL	1	PASI-I
		SM 4500-H+B	TRK	1	PASI-I
		SM 4500-S2-D	BEP	1	PASI-I
		HACH 8146	ZM	1	PASI-I
		EPA 353.2	OAS	2	PASI-I
		EPA 365.1	MMS	1	PASI-I
		SM 5310C	MMS	1	PASI-I
		SM 5310C	MMS	1	PASI-I
50330213005	M-4	EPA 9056	ADM	3	PASI-I
		EPA 6010	RAM	15	PASI-I
		EPA 6010	JPK	3	PASI-I
		EPA 6020	CAW	4	PASI-I
		EPA 903.1	GDH	1	PASI-PA
		EPA 904.0	VAL	1	PASI-PA
		Total Radium Calculation	JAL	1	PASI-PA
		SM 2320B	TAY	3	PASI-I
		SM 2540C	AEL	1	PASI-I
		SM 4500-H+B	TRK	1	PASI-I

REPORT OF LABORATORY ANALYSIS

This report shall not be reproduced, except in full,
without the written consent of Pace Analytical Services, LLC.

SAMPLE ANALYTE COUNT

Project: Harding St Profile 1 Report 2

Pace Project No.: 50330213

Lab ID	Sample ID	Method	Analysts	Analytes Reported	Laboratory
		SM 4500-S2-D	BEP	1	PASI-I
		HACH 8146	ZM	1	PASI-I
		EPA 353.2	OAS	2	PASI-I
		EPA 365.1	MMS	1	PASI-I
		SM 5310C	MMS	1	PASI-I
		SM 5310C	MMS	1	PASI-I

PASI-I = Pace Analytical Services - Indianapolis

PASI-PA = Pace Analytical Services - Greensburg

REPORT OF LABORATORY ANALYSIS

This report shall not be reproduced, except in full,
without the written consent of Pace Analytical Services, LLC.

SUMMARY OF DETECTION

Project: Harding St Profile 1 Report 2

Pace Project No.: 50330213

Lab Sample ID	Client Sample ID	Result	Units	Report Limit	Analyzed	Qualifiers
Method	Parameters					
50330213001	PZ-101S					
EPA 9056	Chloride	111	mg/L	25.0	11/14/22 18:11	
EPA 9056	Fluoride	0.22	mg/L	0.10	11/14/22 17:38	
EPA 9056	Sulfate	426	mg/L	25.0	11/14/22 18:11	
EPA 6010	Barium	108	ug/L	10.0	11/17/22 13:46	
EPA 6010	Boron	8370	ug/L	100	11/17/22 13:46	
EPA 6010	Calcium	178000	ug/L	1000	11/17/22 13:46	
EPA 6010	Iron	5240	ug/L	100	11/17/22 13:46	
EPA 6010	Lithium	83.0	ug/L	20.0	11/17/22 13:46	
EPA 6010	Magnesium	40500	ug/L	1000	11/17/22 13:46	
EPA 6010	Manganese	732	ug/L	10.0	11/17/22 13:46	
EPA 6010	Molybdenum	184	ug/L	10.0	11/17/22 13:46	
EPA 6010	Potassium	10100	ug/L	1000	11/17/22 13:46	
EPA 6010	Silica	12400	ug/L	450	11/17/22 13:46	N2
EPA 6010	Sodium	107000	ug/L	1000	11/17/22 13:46	
EPA 6010	Iron, Dissolved	4890	ug/L	100	11/17/22 02:33	
EPA 6010	Manganese, Dissolved	656	ug/L	10.0	11/17/22 02:33	
EPA 6010	Molybdenum, Dissolved	173	ug/L	10.0	11/17/22 02:33	
EPA 6020	Arsenic	14.7	ug/L	1.0	11/11/22 10:44	
EPA 903.1	Radium-226	0.688 ± 0.623 (0.918)	pCi/L		11/22/22 15:47	
EPA 904.0	Radium-228	C:NA T:93% 0.444 ± 0.447 (0.928) C:72% T:81%	pCi/L		11/22/22 15:54	
Total Radium Calculation	Total Radium	1.13 ± 1.07 (1.85)	pCi/L		11/28/22 14:08	
SM 2320B	Alkalinity, Total as CaCO3	233	mg/L	10.0	11/08/22 16:48	
SM 2320B	Alkalinity, Bicarbonate (CaCO3)	233	mg/L	10.0	11/08/22 16:48	
SM 2540C	Total Dissolved Solids	1040	mg/L	20.0	11/09/22 11:36	
SM 4500-H+B	pH at 25 Degrees C	7.4	Std. Units	0.10	11/09/22 15:56	H3
EPA 365.1	Phosphate as P04	0.16	mg/L	0.15	11/08/22 22:55	
SM 5310C	Total Organic Carbon	1.3	mg/L	1.0	11/20/22 02:06	
SM 5310C	Dissolved Organic Carbon	2.2	mg/L	1.0	11/19/22 03:21	
50330213002	PZ-100S					
EPA 9056	Chloride	251	mg/L	25.0	11/17/22 21:53	
EPA 9056	Fluoride	1.7	mg/L	0.10	11/14/22 19:00	
EPA 9056	Sulfate	440	mg/L	25.0	11/17/22 21:53	
EPA 6010	Barium	31.4	ug/L	10.0	11/17/22 13:49	
EPA 6010	Boron	2100	ug/L	100	11/17/22 13:49	
EPA 6010	Calcium	180000	ug/L	1000	11/17/22 13:49	
EPA 6010	Iron	1520	ug/L	100	11/17/22 13:49	
EPA 6010	Lithium	46.0	ug/L	20.0	11/17/22 13:49	
EPA 6010	Magnesium	60500	ug/L	1000	11/17/22 13:49	
EPA 6010	Manganese	362	ug/L	10.0	11/17/22 13:49	
EPA 6010	Molybdenum	115	ug/L	10.0	11/17/22 13:49	

REPORT OF LABORATORY ANALYSIS

This report shall not be reproduced, except in full,
without the written consent of Pace Analytical Services, LLC.

SUMMARY OF DETECTION

Project: Harding St Profile 1 Report 2

Pace Project No.: 50330213

Lab Sample ID	Client Sample ID	Result	Units	Report Limit	Analyzed	Qualifiers
Method	Parameters					
50330213002	PZ-100S					
EPA 6010	Potassium	10700	ug/L	1000	11/17/22 13:49	
EPA 6010	Silica	15500	ug/L	450	11/17/22 13:49	N2
EPA 6010	Sodium	240000	ug/L	2000	11/17/22 15:47	
EPA 6010	Iron, Dissolved	1330	ug/L	100	11/17/22 02:39	
EPA 6010	Manganese, Dissolved	319	ug/L	10.0	11/17/22 02:39	
EPA 6010	Molybdenum, Dissolved	109	ug/L	10.0	11/17/22 02:39	
EPA 6020	Arsenic	2.1	ug/L	1.0	11/11/22 10:49	
EPA 903.1	Radium-226	0.797 ± 0.480 (0.196)	pCi/L		11/22/22 15:47	
EPA 904.0	Radium-228	C:NA T:90% 0.738 ± 0.442 (0.828)	pCi/L		11/22/22 15:54	
		C:77% T:84%				
Total Radium Calculation	Total Radium	1.54 ± 0.922 (1.02)	pCi/L		11/28/22 14:08	
SM 2320B	Alkalinity, Total as CaCO3	328	mg/L	10.0	11/08/22 16:48	
SM 2320B	Alkalinity, Bicarbonate (CaCO3)	328	mg/L	10.0	11/08/22 16:48	
SM 2540C	Total Dissolved Solids	1420	mg/L	20.0	11/09/22 11:36	
SM 4500-H+B	pH at 25 Degrees C	7.4	Std. Units	0.10	11/09/22 15:58	H3
SM 5310C	Total Organic Carbon	2.4	mg/L	2.0	11/20/22 14:23	
SM 5310C	Dissolved Organic Carbon	2.7	mg/L	2.0	11/19/22 13:24	
50330213003	PZ-100D					
EPA 9056	Chloride	198	mg/L	25.0	11/14/22 19:49	
EPA 9056	Fluoride	0.57	mg/L	0.10	11/14/22 19:33	
EPA 9056	Sulfate	580	mg/L	25.0	11/14/22 19:49	
EPA 6010	Barium	59.8	ug/L	10.0	11/17/22 13:52	
EPA 6010	Boron	6980	ug/L	100	11/17/22 13:52	
EPA 6010	Calcium	240000	ug/L	2000	11/17/22 15:50	
EPA 6010	Iron	3370	ug/L	100	11/17/22 13:52	
EPA 6010	Lithium	73.8	ug/L	20.0	11/17/22 13:52	
EPA 6010	Magnesium	61800	ug/L	1000	11/17/22 13:52	
EPA 6010	Manganese	234	ug/L	10.0	11/17/22 13:52	
EPA 6010	Molybdenum	145	ug/L	10.0	11/17/22 13:52	
EPA 6010	Potassium	12100	ug/L	1000	11/17/22 13:52	
EPA 6010	Silica	12600	ug/L	450	11/17/22 13:52	N2
EPA 6010	Sodium	162000	ug/L	1000	11/17/22 13:52	
EPA 6010	Iron, Dissolved	3020	ug/L	100	11/17/22 02:41	
EPA 6010	Manganese, Dissolved	197	ug/L	10.0	11/17/22 02:41	
EPA 6010	Molybdenum, Dissolved	132	ug/L	10.0	11/17/22 02:41	
EPA 6020	Arsenic	103	ug/L	1.0	11/11/22 10:54	
EPA 903.1	Radium-226	0.619 ± 0.453 (0.506)	pCi/L		11/22/22 15:47	
		C:NA T:95%				

REPORT OF LABORATORY ANALYSIS

This report shall not be reproduced, except in full,
without the written consent of Pace Analytical Services, LLC.

SUMMARY OF DETECTION

Project: Harding St Profile 1 Report 2

Pace Project No.: 50330213

Lab Sample ID	Client Sample ID	Result	Units	Report Limit	Analyzed	Qualifiers
Method	Parameters					
50330213003	PZ-100D					
EPA 904.0	Radium-228	0.796 ± 0.460 (0.854) C:77% T:81%	pCi/L		11/22/22 15:55	
Total Radium Calculation	Total Radium	1.42 ± 0.913 (1.36)	pCi/L		11/28/22 14:08	
SM 2320B	Alkalinity, Total as CaCO3	257	mg/L	10.0	11/08/22 16:48	
SM 2320B	Alkalinity,Bicarbonate (CaCO3)	257	mg/L	10.0	11/08/22 16:48	
SM 2540C	Total Dissolved Solids	1430	mg/L	20.0	11/09/22 11:37	
SM 4500-H+B	pH at 25 Degrees C	7.7	Std. Units	0.10	11/09/22 15:59	H3
EPA 365.1	Phosphate as P04	0.40	mg/L	0.15	11/08/22 22:57	
SM 5310C	Total Organic Carbon	1.6	mg/L	1.0	11/20/22 02:47	
SM 5310C	Dissolved Organic Carbon	2.3	mg/L	1.0	11/19/22 04:02	
50330213004	MW-104D					
EPA 9056	Chloride	122	mg/L	2.5	11/14/22 20:22	
EPA 9056	Fluoride	0.13	mg/L	0.10	11/14/22 20:06	
EPA 9056	Sulfate	472	mg/L	25.0	11/14/22 20:38	
EPA 6010	Barium	51.2	ug/L	10.0	11/17/22 13:54	
EPA 6010	Boron	2330	ug/L	100	11/17/22 13:54	
EPA 6010	Calcium	250000	ug/L	2000	11/17/22 15:52	
EPA 6010	Iron	1560	ug/L	100	11/17/22 13:54	
EPA 6010	Lithium	25.2	ug/L	20.0	11/17/22 13:54	
EPA 6010	Magnesium	61900	ug/L	1000	11/17/22 13:54	
EPA 6010	Manganese	762	ug/L	10.0	11/17/22 13:54	
EPA 6010	Potassium	8980	ug/L	1000	11/17/22 13:54	
EPA 6010	Silica	10700	ug/L	450	11/17/22 13:54	N2
EPA 6010	Sodium	84300	ug/L	1000	11/17/22 13:54	
EPA 6010	Iron, Dissolved	544	ug/L	100	11/17/22 02:43	
EPA 6010	Manganese, Dissolved	409	ug/L	10.0	11/17/22 02:43	
EPA 6020	Arsenic	1.4	ug/L	1.0	11/11/22 10:58	
EPA 903.1	Radium-226	0.0745 ± 0.484 (0.976) C:NA T:91%	pCi/L		11/22/22 15:47	
EPA 904.0	Radium-228	0.403 ± 0.410 (0.849) C:74% T:83%	pCi/L		11/22/22 15:55	
Total Radium Calculation	Total Radium	0.478 ± 0.894 (1.83)	pCi/L		11/28/22 14:08	
SM 2320B	Alkalinity, Total as CaCO3	356	mg/L	10.0	11/08/22 16:48	
SM 2320B	Alkalinity,Bicarbonate (CaCO3)	356	mg/L	10.0	11/08/22 16:48	
SM 2540C	Total Dissolved Solids	1240	mg/L	20.0	11/09/22 11:38	
SM 4500-H+B	pH at 25 Degrees C	7.2	Std. Units	0.10	11/09/22 16:00	H3
EPA 353.2	Nitrogen, Nitrate	0.15	mg/L	0.10	11/04/22 19:36	
SM 5310C	Total Organic Carbon	1.1	mg/L	1.0	11/20/22 03:58	

REPORT OF LABORATORY ANALYSIS

This report shall not be reproduced, except in full,
without the written consent of Pace Analytical Services, LLC.

SUMMARY OF DETECTION

Project: Harding St Profile 1 Report 2

Pace Project No.: 50330213

Lab Sample ID Method	Client Sample ID Parameters	Result	Units	Report Limit	Analyzed	Qualifiers
50330213004	MW-104D					
SM 5310C	Dissolved Organic Carbon	1.7	mg/L	1.0	11/19/22 04:22	
50330213005	M-4					
EPA 9056	Chloride	79.5	mg/L	2.5	11/14/22 21:11	
EPA 9056	Fluoride	0.25	mg/L	0.10	11/14/22 20:55	
EPA 9056	Sulfate	496	mg/L	25.0	11/14/22 21:28	
EPA 6010	Barium	130	ug/L	10.0	11/17/22 13:57	
EPA 6010	Boron	20500	ug/L	100	11/17/22 13:57	
EPA 6010	Calcium	292000	ug/L	2000	11/17/22 15:55	
EPA 6010	Iron	4880	ug/L	100	11/17/22 13:57	
EPA 6010	Lithium	270	ug/L	20.0	11/17/22 13:57	
EPA 6010	Magnesium	46800	ug/L	1000	11/17/22 13:57	
EPA 6010	Manganese	813	ug/L	10.0	11/17/22 13:57	
EPA 6010	Molybdenum	212	ug/L	10.0	11/17/22 13:57	
EPA 6010	Potassium	23100	ug/L	1000	11/17/22 13:57	
EPA 6010	Silica	13400	ug/L	450	11/17/22 13:57	N2
EPA 6010	Sodium	96500	ug/L	1000	11/17/22 13:57	
EPA 6010	Iron, Dissolved	4490	ug/L	100	11/17/22 02:45	
EPA 6010	Manganese, Dissolved	708	ug/L	10.0	11/17/22 02:45	
EPA 6010	Molybdenum, Dissolved	198	ug/L	10.0	11/17/22 02:45	
EPA 6020	Arsenic	783	ug/L	10.0	11/11/22 11:51	
EPA 903.1	Radium-226	0.699 ± 0.633 (0.933) C:NA T:95%	pCi/L		11/22/22 15:47	
EPA 904.0	Radium-228	1.21 ± 0.585 (1.02) C:71% T:75%	pCi/L		11/22/22 15:41	
Total Radium Calculation	Total Radium	1.91 ± 1.22 (1.95)	pCi/L		11/28/22 14:08	
SM 2320B	Alkalinity, Total as CaCO3	470	mg/L	10.0	11/08/22 16:48	
SM 2320B	Alkalinity, Bicarbonate (CaCO3)	470	mg/L	10.0	11/08/22 16:48	
SM 2540C	Total Dissolved Solids	1340	mg/L	20.0	11/09/22 11:38	
SM 4500-H+B	pH at 25 Degrees C	7.6	Std. Units	0.10	11/09/22 16:00	H3
EPA 365.1	Phosphate as P04	2.3	mg/L	0.15	11/08/22 22:58	
SM 5310C	Total Organic Carbon	3.4	mg/L	1.0	11/20/22 05:42	
SM 5310C	Dissolved Organic Carbon	4.1	mg/L	1.0	11/19/22 05:27	

REPORT OF LABORATORY ANALYSIS

This report shall not be reproduced, except in full,
without the written consent of Pace Analytical Services, LLC.

ANALYTICAL RESULTS

Project: Harding St Profile 1 Report 2

Pace Project No.: 50330213

Sample: PZ-101S **Lab ID: 50330213001** Collected: 11/03/22 10:05 Received: 11/04/22 14:05 Matrix: Water

Parameters	Results	Units	Report			Prepared	Analyzed	CAS No.	Qual
			Limit	MDL	DF				

9056 IC Anions

Analytical Method: EPA 9056
Pace Analytical Services - Indianapolis

Chloride	111	mg/L	25.0	6.7	100	11/14/22 18:11	16887-00-6	
Fluoride	0.22	mg/L	0.10	0.017	1	11/14/22 17:38	16984-48-8	
Sulfate	426	mg/L	25.0	8.5	100	11/14/22 18:11	14808-79-8	

6010 MET ICP

Analytical Method: EPA 6010 Preparation Method: EPA 3010
Pace Analytical Services - Indianapolis

Aluminum	ND	ug/L	200	54.4	1	11/15/22 08:34	11/17/22 13:46	7429-90-5	
Barium	108	ug/L	10.0	1.3	1	11/15/22 08:34	11/17/22 13:46	7440-39-3	
Boron	8370	ug/L	100	61.4	1	11/15/22 08:34	11/17/22 13:46	7440-42-8	
Cadmium	ND	ug/L	2.0	0.48	1	11/15/22 08:34	11/17/22 13:46	7440-43-9	
Calcium	178000	ug/L	1000	88.4	1	11/15/22 08:34	11/17/22 13:46	7440-70-2	
Chromium	ND	ug/L	10.0	2.4	1	11/15/22 08:34	11/17/22 13:46	7440-47-3	
Iron	5240	ug/L	100	48.8	1	11/15/22 08:34	11/17/22 13:46	7439-89-6	
Lead	ND	ug/L	10.0	3.9	1	11/15/22 08:34	11/17/22 13:46	7439-92-1	
Lithium	83.0	ug/L	20.0	6.2	1	11/15/22 08:34	11/17/22 13:46	7439-93-2	
Magnesium	40500	ug/L	1000	43.0	1	11/15/22 08:34	11/17/22 13:46	7439-95-4	
Manganese	732	ug/L	10.0	5.4	1	11/15/22 08:34	11/17/22 13:46	7439-96-5	
Molybdenum	184	ug/L	10.0	2.0	1	11/15/22 08:34	11/17/22 13:46	7439-98-7	
Potassium	10100	ug/L	1000	200	1	11/15/22 08:34	11/17/22 13:46	7440-09-7	
Silica	12400	ug/L	450		1	11/15/22 08:34	11/17/22 13:46	7631-86-9	N2
Sodium	107000	ug/L	1000	284	1	11/15/22 08:34	11/17/22 13:46	7440-23-5	

6010 MET ICP, Dissolved

Analytical Method: EPA 6010 Preparation Method: EPA 3010
Pace Analytical Services - Indianapolis

Iron, Dissolved	4890	ug/L	100	48.8	1	11/14/22 09:33	11/17/22 02:33	7439-89-6	
Manganese, Dissolved	656	ug/L	10.0	2.5	1	11/14/22 09:33	11/17/22 02:33	7439-96-5	
Molybdenum, Dissolved	173	ug/L	10.0	3.7	1	11/14/22 09:33	11/17/22 02:33	7439-98-7	

6020 MET ICPMS

Analytical Method: EPA 6020 Preparation Method: EPA 200.2
Pace Analytical Services - Indianapolis

Antimony	ND	ug/L	1.0	0.075	1	11/09/22 08:20	11/11/22 10:44	7440-36-0	
Arsenic	14.7	ug/L	1.0	0.17	1	11/09/22 08:20	11/11/22 10:44	7440-38-2	
Cobalt	ND	ug/L	1.0	0.041	1	11/09/22 08:20	11/11/22 10:44	7440-48-4	
Selenium	ND	ug/L	1.0	0.33	1	11/09/22 08:20	11/11/22 10:44	7782-49-2	

2320B Alkalinity

Analytical Method: SM 2320B
Pace Analytical Services - Indianapolis

Alkalinity, Total as CaCO3	233	mg/L	10.0	10.0	1	11/08/22 16:48			
Alkalinity,Bicarbonate (CaCO3)	233	mg/L	10.0	10.0	1	11/08/22 16:48			
Alkalinity,Carbonate (CaCO3)	ND	mg/L	10.0	10.0	1	11/08/22 16:48			

2540C Total Dissolved Solids

Analytical Method: SM 2540C
Pace Analytical Services - Indianapolis

Total Dissolved Solids	1040	mg/L	20.0	20.0	1	11/09/22 11:36			
------------------------	------	------	------	------	---	----------------	--	--	--

REPORT OF LABORATORY ANALYSIS

This report shall not be reproduced, except in full,
without the written consent of Pace Analytical Services, LLC.

ANALYTICAL RESULTS

Project: Harding St Profile 1 Report 2

Pace Project No.: 50330213

Sample: PZ-101S		Lab ID: 50330213001		Collected: 11/03/22 10:05	Received: 11/04/22 14:05	Matrix: Water				
Parameters	Results	Units	Report Limit	MDL	DF	Prepared	Analyzed	CAS No.	Qual	
4500H+ pH, Electrometric		Analytical Method: SM 4500-H+B Pace Analytical Services - Indianapolis								
pH at 25 Degrees C	7.4	Std. Units	0.10	0.10	1		11/09/22 15:56		H3	
4500S2D Sulfide Water		Analytical Method: SM 4500-S2-D Pace Analytical Services - Indianapolis								
Sulfide	ND	mg/L	0.10	0.025	1		11/10/22 12:54	18496-25-8		
Iron, Ferrous		Analytical Method: HACH 8146 Pace Analytical Services - Indianapolis								
Iron, Ferrous	ND	mg/L	0.20	0.096	1		11/09/22 18:41	15438-31-0	H3,N2	
353.2 Nitrogen, NO2/NO3 unpres		Analytical Method: EPA 353.2 Pace Analytical Services - Indianapolis								
Nitrogen, Nitrate	ND	mg/L	0.10	0.011	1		11/04/22 19:30	14797-55-8		
Nitrogen, Nitrite	ND	mg/L	0.10	0.0040	1		11/04/22 19:30	14797-65-0		
365.1 Total Phosphorus		Analytical Method: EPA 365.1 Preparation Method: EPA 365.1 Pace Analytical Services - Indianapolis								
Phosphate as P04	0.16	mg/L	0.15	0.15	1	11/06/22 04:00	11/08/22 22:55			
5310C TOC		Analytical Method: SM 5310C Pace Analytical Services - Indianapolis								
Total Organic Carbon	1.3	mg/L	1.0	0.14	1		11/20/22 02:06	7440-44-0		
5310C Dissolved Organic Carbon		Analytical Method: SM 5310C Pace Analytical Services - Indianapolis								
Dissolved Organic Carbon	2.2	mg/L	1.0	0.14	1		11/19/22 03:21			

REPORT OF LABORATORY ANALYSIS

This report shall not be reproduced, except in full,
without the written consent of Pace Analytical Services, LLC.

ANALYTICAL RESULTS

Project: Harding St Profile 1 Report 2

Pace Project No.: 50330213

Sample: PZ-100S		Lab ID: 50330213002		Collected: 11/03/22 11:35		Received: 11/04/22 14:05		Matrix: Water	
Parameters	Results	Units	Report Limit	MDL	DF	Prepared	Analyzed	CAS No.	Qual
9056 IC Anions		Analytical Method: EPA 9056 Pace Analytical Services - Indianapolis							
Chloride	251	mg/L	25.0	6.7	100		11/17/22 21:53	16887-00-6	
Fluoride	1.7	mg/L	0.10	0.017	1		11/14/22 19:00	16984-48-8	
Sulfate	440	mg/L	25.0	8.5	100		11/17/22 21:53	14808-79-8	
6010 MET ICP		Analytical Method: EPA 6010 Preparation Method: EPA 3010 Pace Analytical Services - Indianapolis							
Aluminum	ND	ug/L	200	54.4	1	11/15/22 08:34	11/17/22 13:49	7429-90-5	
Barium	31.4	ug/L	10.0	1.3	1	11/15/22 08:34	11/17/22 13:49	7440-39-3	
Boron	2100	ug/L	100	61.4	1	11/15/22 08:34	11/17/22 13:49	7440-42-8	
Cadmium	ND	ug/L	2.0	0.48	1	11/15/22 08:34	11/17/22 13:49	7440-43-9	
Calcium	180000	ug/L	1000	88.4	1	11/15/22 08:34	11/17/22 13:49	7440-70-2	
Chromium	ND	ug/L	10.0	2.4	1	11/15/22 08:34	11/17/22 13:49	7440-47-3	
Iron	1520	ug/L	100	48.8	1	11/15/22 08:34	11/17/22 13:49	7439-89-6	
Lead	ND	ug/L	10.0	3.9	1	11/15/22 08:34	11/17/22 13:49	7439-92-1	
Lithium	46.0	ug/L	20.0	6.2	1	11/15/22 08:34	11/17/22 13:49	7439-93-2	
Magnesium	60500	ug/L	1000	43.0	1	11/15/22 08:34	11/17/22 13:49	7439-95-4	
Manganese	362	ug/L	10.0	5.4	1	11/15/22 08:34	11/17/22 13:49	7439-96-5	
Molybdenum	115	ug/L	10.0	2.0	1	11/15/22 08:34	11/17/22 13:49	7439-98-7	
Potassium	10700	ug/L	1000	200	1	11/15/22 08:34	11/17/22 13:49	7440-09-7	
Silica	15500	ug/L	450		1	11/15/22 08:34	11/17/22 13:49	7631-86-9	N2
Sodium	240000	ug/L	2000	568	2	11/15/22 08:34	11/17/22 15:47	7440-23-5	
6010 MET ICP, Dissolved		Analytical Method: EPA 6010 Preparation Method: EPA 3010 Pace Analytical Services - Indianapolis							
Iron, Dissolved	1330	ug/L	100	48.8	1	11/14/22 09:33	11/17/22 02:39	7439-89-6	
Manganese, Dissolved	319	ug/L	10.0	2.5	1	11/14/22 09:33	11/17/22 02:39	7439-96-5	
Molybdenum, Dissolved	109	ug/L	10.0	3.7	1	11/14/22 09:33	11/17/22 02:39	7439-98-7	
6020 MET ICPMS		Analytical Method: EPA 6020 Preparation Method: EPA 200.2 Pace Analytical Services - Indianapolis							
Antimony	ND	ug/L	1.0	0.075	1	11/09/22 08:20	11/11/22 10:49	7440-36-0	
Arsenic	2.1	ug/L	1.0	0.17	1	11/09/22 08:20	11/11/22 10:49	7440-38-2	
Cobalt	ND	ug/L	1.0	0.041	1	11/09/22 08:20	11/11/22 10:49	7440-48-4	
Selenium	ND	ug/L	1.0	0.33	1	11/09/22 08:20	11/11/22 10:49	7782-49-2	
2320B Alkalinity		Analytical Method: SM 2320B Pace Analytical Services - Indianapolis							
Alkalinity, Total as CaCO3	328	mg/L	10.0	10.0	1		11/08/22 16:48		
Alkalinity,Bicarbonate (CaCO3)	328	mg/L	10.0	10.0	1		11/08/22 16:48		
Alkalinity,Carbonate (CaCO3)	ND	mg/L	10.0	10.0	1		11/08/22 16:48		
2540C Total Dissolved Solids		Analytical Method: SM 2540C Pace Analytical Services - Indianapolis							
Total Dissolved Solids	1420	mg/L	20.0	20.0	1		11/09/22 11:36		

REPORT OF LABORATORY ANALYSIS

This report shall not be reproduced, except in full,
without the written consent of Pace Analytical Services, LLC.

ANALYTICAL RESULTS

Project: Harding St Profile 1 Report 2

Pace Project No.: 50330213

Sample: PZ-100S		Lab ID: 50330213002		Collected: 11/03/22 11:35	Received: 11/04/22 14:05	Matrix: Water				
Parameters	Results	Units	Report Limit	MDL	DF	Prepared	Analyzed	CAS No.	Qual	
4500H+ pH, Electrometric		Analytical Method: SM 4500-H+B Pace Analytical Services - Indianapolis								
pH at 25 Degrees C	7.4	Std. Units	0.10	0.10	1		11/09/22 15:58		H3	
4500S2D Sulfide Water		Analytical Method: SM 4500-S2-D Pace Analytical Services - Indianapolis								
Sulfide	ND	mg/L	0.10	0.025	1		11/10/22 12:54	18496-25-8		
Iron, Ferrous		Analytical Method: HACH 8146 Pace Analytical Services - Indianapolis								
Iron, Ferrous	ND	mg/L	0.20	0.096	1		11/09/22 18:41	15438-31-0	H3,N2	
353.2 Nitrogen, NO2/NO3 unpres		Analytical Method: EPA 353.2 Pace Analytical Services - Indianapolis								
Nitrogen, Nitrate	ND	mg/L	0.10	0.011	1		11/04/22 19:32	14797-55-8		
Nitrogen, Nitrite	ND	mg/L	0.10	0.0040	1		11/04/22 19:32	14797-65-0		
365.1 Total Phosphorus		Analytical Method: EPA 365.1 Preparation Method: EPA 365.1 Pace Analytical Services - Indianapolis								
Phosphate as P04	ND	mg/L	0.15	0.15	1	11/06/22 04:00	11/08/22 22:57			
5310C TOC		Analytical Method: SM 5310C Pace Analytical Services - Indianapolis								
Total Organic Carbon	2.4	mg/L	2.0	0.28	2		11/20/22 14:23	7440-44-0		
5310C Dissolved Organic Carbon		Analytical Method: SM 5310C Pace Analytical Services - Indianapolis								
Dissolved Organic Carbon	2.7	mg/L	2.0	0.28	2		11/19/22 13:24			

REPORT OF LABORATORY ANALYSIS

This report shall not be reproduced, except in full,
without the written consent of Pace Analytical Services, LLC.

ANALYTICAL RESULTS

Project: Harding St Profile 1 Report 2

Pace Project No.: 50330213

Sample: PZ-100D **Lab ID: 50330213003** Collected: 11/03/22 12:50 Received: 11/04/22 14:05 Matrix: Water

Parameters	Results	Units	Report			Prepared	Analyzed	CAS No.	Qual
			Limit	MDL	DF				
9056 IC Anions									
Analytical Method: EPA 9056									
Pace Analytical Services - Indianapolis									
Chloride	198	mg/L	25.0	6.7	100		11/14/22 19:49	16887-00-6	
Fluoride	0.57	mg/L	0.10	0.017	1		11/14/22 19:33	16984-48-8	
Sulfate	580	mg/L	25.0	8.5	100		11/14/22 19:49	14808-79-8	
6010 MET ICP									
Analytical Method: EPA 6010 Preparation Method: EPA 3010									
Pace Analytical Services - Indianapolis									
Aluminum	ND	ug/L	200	54.4	1	11/15/22 08:34	11/17/22 13:52	7429-90-5	
Barium	59.8	ug/L	10.0	1.3	1	11/15/22 08:34	11/17/22 13:52	7440-39-3	
Boron	6980	ug/L	100	61.4	1	11/15/22 08:34	11/17/22 13:52	7440-42-8	
Cadmium	ND	ug/L	2.0	0.48	1	11/15/22 08:34	11/17/22 13:52	7440-43-9	
Calcium	240000	ug/L	2000	177	2	11/15/22 08:34	11/17/22 15:50	7440-70-2	
Chromium	ND	ug/L	10.0	2.4	1	11/15/22 08:34	11/17/22 13:52	7440-47-3	
Iron	3370	ug/L	100	48.8	1	11/15/22 08:34	11/17/22 13:52	7439-89-6	
Lead	ND	ug/L	10.0	3.9	1	11/15/22 08:34	11/17/22 13:52	7439-92-1	
Lithium	73.8	ug/L	20.0	6.2	1	11/15/22 08:34	11/17/22 13:52	7439-93-2	
Magnesium	61800	ug/L	1000	43.0	1	11/15/22 08:34	11/17/22 13:52	7439-95-4	
Manganese	234	ug/L	10.0	5.4	1	11/15/22 08:34	11/17/22 13:52	7439-96-5	
Molybdenum	145	ug/L	10.0	2.0	1	11/15/22 08:34	11/17/22 13:52	7439-98-7	
Potassium	12100	ug/L	1000	200	1	11/15/22 08:34	11/17/22 13:52	7440-09-7	
Silica	12600	ug/L	450		1	11/15/22 08:34	11/17/22 13:52	7631-86-9	N2
Sodium	162000	ug/L	1000	284	1	11/15/22 08:34	11/17/22 13:52	7440-23-5	
6010 MET ICP, Dissolved									
Analytical Method: EPA 6010 Preparation Method: EPA 3010									
Pace Analytical Services - Indianapolis									
Iron, Dissolved	3020	ug/L	100	48.8	1	11/14/22 09:33	11/17/22 02:41	7439-89-6	
Manganese, Dissolved	197	ug/L	10.0	2.5	1	11/14/22 09:33	11/17/22 02:41	7439-96-5	
Molybdenum, Dissolved	132	ug/L	10.0	3.7	1	11/14/22 09:33	11/17/22 02:41	7439-98-7	
6020 MET ICPMS									
Analytical Method: EPA 6020 Preparation Method: EPA 200.2									
Pace Analytical Services - Indianapolis									
Antimony	ND	ug/L	1.0	0.075	1	11/09/22 08:20	11/11/22 10:54	7440-36-0	
Arsenic	103	ug/L	1.0	0.17	1	11/09/22 08:20	11/11/22 10:54	7440-38-2	
Cobalt	ND	ug/L	1.0	0.041	1	11/09/22 08:20	11/11/22 10:54	7440-48-4	
Selenium	ND	ug/L	1.0	0.33	1	11/09/22 08:20	11/11/22 10:54	7782-49-2	
2320B Alkalinity									
Analytical Method: SM 2320B									
Pace Analytical Services - Indianapolis									
Alkalinity, Total as CaCO3	257	mg/L	10.0	10.0	1		11/08/22 16:48		
Alkalinity,Bicarbonate (CaCO3)	257	mg/L	10.0	10.0	1		11/08/22 16:48		
Alkalinity,Carbonate (CaCO3)	ND	mg/L	10.0	10.0	1		11/08/22 16:48		
2540C Total Dissolved Solids									
Analytical Method: SM 2540C									
Pace Analytical Services - Indianapolis									
Total Dissolved Solids	1430	mg/L	20.0	20.0	1		11/09/22 11:37		

REPORT OF LABORATORY ANALYSIS

This report shall not be reproduced, except in full,
without the written consent of Pace Analytical Services, LLC.

ANALYTICAL RESULTS

Project: Harding St Profile 1 Report 2

Pace Project No.: 50330213

Sample: PZ-100D		Lab ID: 50330213003		Collected: 11/03/22 12:50	Received: 11/04/22 14:05	Matrix: Water				
Parameters	Results	Units	Report Limit	MDL	DF	Prepared	Analyzed	CAS No.	Qual	
4500H+ pH, Electrometric		Analytical Method: SM 4500-H+B Pace Analytical Services - Indianapolis								
pH at 25 Degrees C	7.7	Std. Units	0.10	0.10	1		11/09/22 15:59		H3	
4500S2D Sulfide Water		Analytical Method: SM 4500-S2-D Pace Analytical Services - Indianapolis								
Sulfide	ND	mg/L	0.10	0.025	1		11/10/22 12:54	18496-25-8		
Iron, Ferrous		Analytical Method: HACH 8146 Pace Analytical Services - Indianapolis								
Iron, Ferrous	ND	mg/L	0.20	0.096	1		11/09/22 18:42	15438-31-0	H3,N2	
353.2 Nitrogen, NO2/NO3 unpres		Analytical Method: EPA 353.2 Pace Analytical Services - Indianapolis								
Nitrogen, Nitrate	ND	mg/L	0.10	0.011	1		11/04/22 19:34	14797-55-8		
Nitrogen, Nitrite	ND	mg/L	0.10	0.0040	1		11/04/22 19:34	14797-65-0		
365.1 Total Phosphorus		Analytical Method: EPA 365.1 Preparation Method: EPA 365.1 Pace Analytical Services - Indianapolis								
Phosphate as P04	0.40	mg/L	0.15	0.15	1	11/06/22 04:00	11/08/22 22:57			
5310C TOC		Analytical Method: SM 5310C Pace Analytical Services - Indianapolis								
Total Organic Carbon	1.6	mg/L	1.0	0.14	1		11/20/22 02:47	7440-44-0		
5310C Dissolved Organic Carbon		Analytical Method: SM 5310C Pace Analytical Services - Indianapolis								
Dissolved Organic Carbon	2.3	mg/L	1.0	0.14	1		11/19/22 04:02			

REPORT OF LABORATORY ANALYSIS

This report shall not be reproduced, except in full,
without the written consent of Pace Analytical Services, LLC.

ANALYTICAL RESULTS

Project: Harding St Profile 1 Report 2

Pace Project No.: 50330213

Sample: MW-104D **Lab ID: 50330213004** Collected: 11/03/22 14:45 Received: 11/04/22 14:05 Matrix: Water

Parameters	Results	Units	Report			Prepared	Analyzed	CAS No.	Qual
			Limit	MDL	DF				
9056 IC Anions									
Analytical Method: EPA 9056									
Pace Analytical Services - Indianapolis									
Chloride	122	mg/L	2.5	0.67	10		11/14/22 20:22	16887-00-6	
Fluoride	0.13	mg/L	0.10	0.017	1		11/14/22 20:06	16984-48-8	
Sulfate	472	mg/L	25.0	8.5	100		11/14/22 20:38	14808-79-8	
6010 MET ICP									
Analytical Method: EPA 6010 Preparation Method: EPA 3010									
Pace Analytical Services - Indianapolis									
Aluminum	ND	ug/L	200	54.4	1	11/15/22 08:34	11/17/22 13:54	7429-90-5	
Barium	51.2	ug/L	10.0	1.3	1	11/15/22 08:34	11/17/22 13:54	7440-39-3	
Boron	2330	ug/L	100	61.4	1	11/15/22 08:34	11/17/22 13:54	7440-42-8	
Cadmium	ND	ug/L	2.0	0.48	1	11/15/22 08:34	11/17/22 13:54	7440-43-9	
Calcium	250000	ug/L	2000	177	2	11/15/22 08:34	11/17/22 15:52	7440-70-2	
Chromium	ND	ug/L	10.0	2.4	1	11/15/22 08:34	11/17/22 13:54	7440-47-3	
Iron	1560	ug/L	100	48.8	1	11/15/22 08:34	11/17/22 13:54	7439-89-6	
Lead	ND	ug/L	10.0	3.9	1	11/15/22 08:34	11/17/22 13:54	7439-92-1	
Lithium	25.2	ug/L	20.0	6.2	1	11/15/22 08:34	11/17/22 13:54	7439-93-2	
Magnesium	61900	ug/L	1000	43.0	1	11/15/22 08:34	11/17/22 13:54	7439-95-4	
Manganese	762	ug/L	10.0	5.4	1	11/15/22 08:34	11/17/22 13:54	7439-96-5	
Molybdenum	ND	ug/L	10.0	2.0	1	11/15/22 08:34	11/17/22 13:54	7439-98-7	
Potassium	8980	ug/L	1000	200	1	11/15/22 08:34	11/17/22 13:54	7440-09-7	
Silica	10700	ug/L	450		1	11/15/22 08:34	11/17/22 13:54	7631-86-9	N2
Sodium	84300	ug/L	1000	284	1	11/15/22 08:34	11/17/22 13:54	7440-23-5	
6010 MET ICP, Dissolved									
Analytical Method: EPA 6010 Preparation Method: EPA 3010									
Pace Analytical Services - Indianapolis									
Iron, Dissolved	544	ug/L	100	48.8	1	11/14/22 09:33	11/17/22 02:43	7439-89-6	
Manganese, Dissolved	409	ug/L	10.0	2.5	1	11/14/22 09:33	11/17/22 02:43	7439-96-5	
Molybdenum, Dissolved	ND	ug/L	10.0	3.7	1	11/14/22 09:33	11/17/22 02:43	7439-98-7	
6020 MET ICPMS									
Analytical Method: EPA 6020 Preparation Method: EPA 200.2									
Pace Analytical Services - Indianapolis									
Antimony	ND	ug/L	1.0	0.075	1	11/09/22 08:20	11/11/22 10:58	7440-36-0	
Arsenic	1.4	ug/L	1.0	0.17	1	11/09/22 08:20	11/11/22 10:58	7440-38-2	
Cobalt	ND	ug/L	1.0	0.041	1	11/09/22 08:20	11/11/22 10:58	7440-48-4	
Selenium	ND	ug/L	1.0	0.33	1	11/09/22 08:20	11/11/22 10:58	7782-49-2	
2320B Alkalinity									
Analytical Method: SM 2320B									
Pace Analytical Services - Indianapolis									
Alkalinity, Total as CaCO3	356	mg/L	10.0	10.0	1		11/08/22 16:48		
Alkalinity,Bicarbonate (CaCO3)	356	mg/L	10.0	10.0	1		11/08/22 16:48		
Alkalinity,Carbonate (CaCO3)	ND	mg/L	10.0	10.0	1		11/08/22 16:48		
2540C Total Dissolved Solids									
Analytical Method: SM 2540C									
Pace Analytical Services - Indianapolis									
Total Dissolved Solids	1240	mg/L	20.0	20.0	1		11/09/22 11:38		

REPORT OF LABORATORY ANALYSIS

This report shall not be reproduced, except in full,
without the written consent of Pace Analytical Services, LLC.

ANALYTICAL RESULTS

Project: Harding St Profile 1 Report 2

Pace Project No.: 50330213

Sample: MW-104D		Lab ID: 50330213004		Collected: 11/03/22 14:45	Received: 11/04/22 14:05	Matrix: Water				
Parameters	Results	Units	Report Limit	MDL	DF	Prepared	Analyzed	CAS No.	Qual	
4500H+ pH, Electrometric		Analytical Method: SM 4500-H+B Pace Analytical Services - Indianapolis								
pH at 25 Degrees C	7.2	Std. Units	0.10	0.10	1		11/09/22 16:00		H3	
4500S2D Sulfide Water		Analytical Method: SM 4500-S2-D Pace Analytical Services - Indianapolis								
Sulfide	ND	mg/L	0.10	0.025	1		11/10/22 12:54	18496-25-8		
Iron, Ferrous		Analytical Method: HACH 8146 Pace Analytical Services - Indianapolis								
Iron, Ferrous	ND	mg/L	0.20	0.096	1		11/09/22 18:42	15438-31-0	H3,N2	
353.2 Nitrogen, NO2/NO3 unpres		Analytical Method: EPA 353.2 Pace Analytical Services - Indianapolis								
Nitrogen, Nitrate	0.15	mg/L	0.10	0.011	1		11/04/22 19:36	14797-55-8		
Nitrogen, Nitrite	ND	mg/L	0.10	0.0040	1		11/04/22 19:36	14797-65-0		
365.1 Total Phosphorus		Analytical Method: EPA 365.1 Preparation Method: EPA 365.1 Pace Analytical Services - Indianapolis								
Phosphate as P04	ND	mg/L	0.15	0.15	1	11/06/22 04:00	11/08/22 22:58			
5310C TOC		Analytical Method: SM 5310C Pace Analytical Services - Indianapolis								
Total Organic Carbon	1.1	mg/L	1.0	0.14	1		11/20/22 03:58	7440-44-0		
5310C Dissolved Organic Carbon		Analytical Method: SM 5310C Pace Analytical Services - Indianapolis								
Dissolved Organic Carbon	1.7	mg/L	1.0	0.14	1		11/19/22 04:22			

REPORT OF LABORATORY ANALYSIS

This report shall not be reproduced, except in full,
without the written consent of Pace Analytical Services, LLC.

ANALYTICAL RESULTS

Project: Harding St Profile 1 Report 2

Pace Project No.: 50330213

Sample: M-4 **Lab ID: 50330213005** Collected: 11/03/22 12:32 Received: 11/04/22 14:05 Matrix: Water

Parameters	Results	Units	Report			Prepared	Analyzed	CAS No.	Qual
			Limit	MDL	DF				
9056 IC Anions									
Analytical Method: EPA 9056									
Pace Analytical Services - Indianapolis									
Chloride	79.5	mg/L	2.5	0.67	10		11/14/22 21:11	16887-00-6	
Fluoride	0.25	mg/L	0.10	0.017	1		11/14/22 20:55	16984-48-8	
Sulfate	496	mg/L	25.0	8.5	100		11/14/22 21:28	14808-79-8	
6010 MET ICP									
Analytical Method: EPA 6010 Preparation Method: EPA 3010									
Pace Analytical Services - Indianapolis									
Aluminum	ND	ug/L	200	54.4	1	11/15/22 08:34	11/17/22 13:57	7429-90-5	
Barium	130	ug/L	10.0	1.3	1	11/15/22 08:34	11/17/22 13:57	7440-39-3	
Boron	20500	ug/L	100	61.4	1	11/15/22 08:34	11/17/22 13:57	7440-42-8	
Cadmium	ND	ug/L	2.0	0.48	1	11/15/22 08:34	11/17/22 13:57	7440-43-9	
Calcium	292000	ug/L	2000	177	2	11/15/22 08:34	11/17/22 15:55	7440-70-2	
Chromium	ND	ug/L	10.0	2.4	1	11/15/22 08:34	11/17/22 13:57	7440-47-3	
Iron	4880	ug/L	100	48.8	1	11/15/22 08:34	11/17/22 13:57	7439-89-6	
Lead	ND	ug/L	10.0	3.9	1	11/15/22 08:34	11/17/22 13:57	7439-92-1	
Lithium	270	ug/L	20.0	6.2	1	11/15/22 08:34	11/17/22 13:57	7439-93-2	
Magnesium	46800	ug/L	1000	43.0	1	11/15/22 08:34	11/17/22 13:57	7439-95-4	
Manganese	813	ug/L	10.0	5.4	1	11/15/22 08:34	11/17/22 13:57	7439-96-5	
Molybdenum	212	ug/L	10.0	2.0	1	11/15/22 08:34	11/17/22 13:57	7439-98-7	
Potassium	23100	ug/L	1000	200	1	11/15/22 08:34	11/17/22 13:57	7440-09-7	
Silica	13400	ug/L	450		1	11/15/22 08:34	11/17/22 13:57	7631-86-9	N2
Sodium	96500	ug/L	1000	284	1	11/15/22 08:34	11/17/22 13:57	7440-23-5	
6010 MET ICP, Dissolved									
Analytical Method: EPA 6010 Preparation Method: EPA 3010									
Pace Analytical Services - Indianapolis									
Iron, Dissolved	4490	ug/L	100	48.8	1	11/14/22 09:33	11/17/22 02:45	7439-89-6	
Manganese, Dissolved	708	ug/L	10.0	2.5	1	11/14/22 09:33	11/17/22 02:45	7439-96-5	
Molybdenum, Dissolved	198	ug/L	10.0	3.7	1	11/14/22 09:33	11/17/22 02:45	7439-98-7	
6020 MET ICPMS									
Analytical Method: EPA 6020 Preparation Method: EPA 200.2									
Pace Analytical Services - Indianapolis									
Antimony	ND	ug/L	1.0	0.075	1	11/09/22 08:20	11/11/22 11:03	7440-36-0	
Arsenic	783	ug/L	10.0	1.7	10	11/09/22 08:20	11/11/22 11:51	7440-38-2	
Cobalt	ND	ug/L	1.0	0.041	1	11/09/22 08:20	11/11/22 11:03	7440-48-4	
Selenium	ND	ug/L	1.0	0.33	1	11/09/22 08:20	11/11/22 11:03	7782-49-2	
2320B Alkalinity									
Analytical Method: SM 2320B									
Pace Analytical Services - Indianapolis									
Alkalinity, Total as CaCO3	470	mg/L	10.0	10.0	1		11/08/22 16:48		
Alkalinity,Bicarbonate (CaCO3)	470	mg/L	10.0	10.0	1		11/08/22 16:48		
Alkalinity,Carbonate (CaCO3)	ND	mg/L	10.0	10.0	1		11/08/22 16:48		
2540C Total Dissolved Solids									
Analytical Method: SM 2540C									
Pace Analytical Services - Indianapolis									
Total Dissolved Solids	1340	mg/L	20.0	20.0	1		11/09/22 11:38		

REPORT OF LABORATORY ANALYSIS

This report shall not be reproduced, except in full,
without the written consent of Pace Analytical Services, LLC.

ANALYTICAL RESULTS

Project: Harding St Profile 1 Report 2

Pace Project No.: 50330213

Sample: M-4		Lab ID: 50330213005		Collected: 11/03/22 12:32	Received: 11/04/22 14:05	Matrix: Water				
Parameters	Results	Units	Report Limit	MDL	DF	Prepared	Analyzed	CAS No.	Qual	
4500H+ pH, Electrometric		Analytical Method: SM 4500-H+B Pace Analytical Services - Indianapolis								
pH at 25 Degrees C	7.6	Std. Units	0.10	0.10	1		11/09/22 16:00		H3	
4500S2D Sulfide Water		Analytical Method: SM 4500-S2-D Pace Analytical Services - Indianapolis								
Sulfide	ND	mg/L	0.10	0.025	1		11/10/22 12:54	18496-25-8		
Iron, Ferrous		Analytical Method: HACH 8146 Pace Analytical Services - Indianapolis								
Iron, Ferrous	ND	mg/L	0.20	0.096	1		11/09/22 18:41	15438-31-0	H3,N2	
353.2 Nitrogen, NO2/NO3 unpres		Analytical Method: EPA 353.2 Pace Analytical Services - Indianapolis								
Nitrogen, Nitrate	ND	mg/L	0.10	0.011	1		11/04/22 19:39	14797-55-8		
Nitrogen, Nitrite	ND	mg/L	0.10	0.0040	1		11/04/22 19:39	14797-65-0		
365.1 Total Phosphorus		Analytical Method: EPA 365.1 Preparation Method: EPA 365.1 Pace Analytical Services - Indianapolis								
Phosphate as P04	2.3	mg/L	0.15	0.15	1	11/06/22 04:00	11/08/22 22:58			
5310C TOC		Analytical Method: SM 5310C Pace Analytical Services - Indianapolis								
Total Organic Carbon	3.4	mg/L	1.0	0.14	1		11/20/22 05:42	7440-44-0		
5310C Dissolved Organic Carbon		Analytical Method: SM 5310C Pace Analytical Services - Indianapolis								
Dissolved Organic Carbon	4.1	mg/L	1.0	0.14	1		11/19/22 05:27			

REPORT OF LABORATORY ANALYSIS

This report shall not be reproduced, except in full,
without the written consent of Pace Analytical Services, LLC.

QUALITY CONTROL DATA

Project: Harding St Profile 1 Report 2

Pace Project No.: 50330213

QC Batch: 705185 Analysis Method: EPA 9056
 QC Batch Method: EPA 9056 Analysis Description: 9056 IC Anions
 Laboratory: Pace Analytical Services - Indianapolis
 Associated Lab Samples: 50330213001, 50330213002, 50330213003, 50330213004, 50330213005

METHOD BLANK: 3241649 Matrix: Water
 Associated Lab Samples: 50330213001, 50330213002, 50330213003, 50330213004, 50330213005

Parameter	Units	Blank Result	Reporting Limit	MDL	Analyzed	Qualifiers
Chloride	mg/L	ND	0.25	0.067	11/14/22 09:36	
Fluoride	mg/L	ND	0.10	0.017	11/14/22 09:36	
Sulfate	mg/L	ND	0.25	0.085	11/14/22 09:36	

LABORATORY CONTROL SAMPLE: 3241650

Parameter	Units	Spike Conc.	LCS Result	LCS % Rec	% Rec Limits	Qualifiers
Chloride	mg/L	1.2	1.2	95	80-120	
Fluoride	mg/L	0.5	0.47	95	80-120	
Sulfate	mg/L	2.5	2.6	103	80-120	

MATRIX SPIKE & MATRIX SPIKE DUPLICATE: 3241651 3241652

Parameter	Units	50330190001		3241651		3241652		% Rec	% Rec	% Rec Limits	RPD	Max RPD	Qual
		Result	MS Spike Conc.	MSD Spike Conc.	MS Result	MSD Result	MS % Rec						
Chloride	mg/L	27.8	12.5	12.5	39.0	39.1	89	90	80-120	0	15		
Fluoride	mg/L	ND	0.5	0.5	0.58	0.57	98	98	80-120	0	15		
Sulfate	mg/L	69.1	25	25	89.6	90.3	82	85	80-120	1	15		

Results presented on this page are in the units indicated by the "Units" column except where an alternate unit is presented to the right of the result.

REPORT OF LABORATORY ANALYSIS

This report shall not be reproduced, except in full,
 without the written consent of Pace Analytical Services, LLC.

QUALITY CONTROL DATA

Project: Harding St Profile 1 Report 2

Pace Project No.: 50330213

QC Batch: 705357 Analysis Method: EPA 6010
 QC Batch Method: EPA 3010 Analysis Description: 6010 MET
 Laboratory: Pace Analytical Services - Indianapolis
 Associated Lab Samples: 50330213001, 50330213002, 50330213003, 50330213004, 50330213005

METHOD BLANK: 3242405 Matrix: Water
 Associated Lab Samples: 50330213001, 50330213002, 50330213003, 50330213004, 50330213005

Parameter	Units	Blank Result	Reporting Limit	MDL	Analyzed	Qualifiers
Aluminum	ug/L	ND	200	54.4	11/17/22 12:48	
Barium	ug/L	ND	10.0	1.3	11/17/22 12:48	
Boron	ug/L	ND	100	61.4	11/17/22 12:48	
Cadmium	ug/L	ND	2.0	0.48	11/17/22 12:48	
Calcium	ug/L	ND	1000	88.4	11/17/22 12:48	
Chromium	ug/L	ND	10.0	2.4	11/17/22 12:48	
Iron	ug/L	ND	100	48.8	11/17/22 12:48	
Lead	ug/L	ND	10.0	3.9	11/17/22 12:48	
Lithium	ug/L	ND	20.0	6.2	11/17/22 12:48	
Magnesium	ug/L	ND	1000	43.0	11/17/22 12:48	
Manganese	ug/L	ND	10.0	5.4	11/17/22 12:48	
Molybdenum	ug/L	ND	10.0	2.0	11/17/22 12:48	
Potassium	ug/L	ND	1000	200	11/17/22 12:48	
Silica	ug/L	ND	450		11/17/22 12:48	N2
Sodium	ug/L	ND	1000	284	11/17/22 12:48	

LABORATORY CONTROL SAMPLE: 3242406

Parameter	Units	Spike Conc.	LCS Result	LCS % Rec	% Rec Limits	Qualifiers
Aluminum	ug/L	10000	10900	109	80-120	
Barium	ug/L	1000	1070	107	80-120	
Boron	ug/L	1000	1060	106	80-120	
Cadmium	ug/L	1000	1080	108	80-120	
Calcium	ug/L	10000	10600	106	80-120	
Chromium	ug/L	1000	1080	108	80-120	
Iron	ug/L	10000	10700	107	80-120	
Lead	ug/L	1000	1060	106	80-120	
Lithium	ug/L	1000	1080	108	80-120	
Magnesium	ug/L	10000	10500	105	80-120	
Manganese	ug/L	1000	1100	110	80-120	
Molybdenum	ug/L	1000	1100	110	80-120	
Potassium	ug/L	10000	11000	110	80-120	
Silica	ug/L	10700	11000	103	80-120	N2
Sodium	ug/L	10000	10600	106	80-120	

Results presented on this page are in the units indicated by the "Units" column except where an alternate unit is presented to the right of the result.

REPORT OF LABORATORY ANALYSIS

This report shall not be reproduced, except in full,
 without the written consent of Pace Analytical Services, LLC.

QUALITY CONTROL DATA

Project: Harding St Profile 1 Report 2

Pace Project No.: 50330213

MATRIX SPIKE & MATRIX SPIKE DUPLICATE: 3242407 3242408												
Parameter	Units	50330212008		MS	MSD	MS		MSD		% Rec Limits	Max RPD	Qual
		Result	Conc.	Spike Conc.	Spike Conc.	Result	Result	% Rec	% Rec			
Aluminum	ug/L	113000	10000	10000	126000	126000	133	129	75-125	0	20	P6
Barium	ug/L	10.8	1000	1000	911	887	90	88	75-125	3	20	
Boron	ug/L	138	1000	1000	1020	1000	88	87	75-125	2	20	
Cadmium	ug/L	5.3	1000	1000	953	927	95	92	75-125	3	20	
Calcium	ug/L	260000	10000	10000	272000	277000	120	164	75-125	2	20	E,P6
Chromium	ug/L	4.1	1000	1000	914	890	91	89	75-125	3	20	
Iron	ug/L	4720	10000	10000	13400	13200	87	85	75-125	1	20	
Lead	ug/L	5.8	1000	1000	841	819	84	81	75-125	3	20	
Lithium	ug/L	687	1000	1000	1680	1650	99	96	75-125	2	20	
Magnesium	ug/L	243000	10000	10000	257000	258000	144	148	75-125	0	20	P6
Manganese	ug/L	45600	1000	1000	46900	47600	127	202	75-125	2	20	E,P6
Molybdenum	ug/L	ND	1000	1000	904	880	90	88	75-125	3	20	
Potassium	ug/L	6470	10000	10000	16200	16000	97	95	75-125	1	20	
Silica	ug/L	51000	10700	10700	62900	62200	111	104	75-125	1	20	N2
Sodium	ug/L	13700	10000	10000	22900	22700	92	91	75-125	1	20	

Results presented on this page are in the units indicated by the "Units" column except where an alternate unit is presented to the right of the result.

REPORT OF LABORATORY ANALYSIS

This report shall not be reproduced, except in full,
without the written consent of Pace Analytical Services, LLC.

QUALITY CONTROL DATA

Project: Harding St Profile 1 Report 2

Pace Project No.: 50330213

QC Batch: 705273 Analysis Method: EPA 6010
 QC Batch Method: EPA 3010 Analysis Description: 6010 MET Dissolved
 Laboratory: Pace Analytical Services - Indianapolis
 Associated Lab Samples: 50330213001, 50330213002, 50330213003, 50330213004, 50330213005

METHOD BLANK: 3242029 Matrix: Water
 Associated Lab Samples: 50330213001, 50330213002, 50330213003, 50330213004, 50330213005

Parameter	Units	Blank Result	Reporting Limit	MDL	Analyzed	Qualifiers
Iron, Dissolved	ug/L	ND	100	48.8	11/17/22 01:41	
Manganese, Dissolved	ug/L	ND	10.0	2.5	11/17/22 01:41	
Molybdenum, Dissolved	ug/L	ND	10.0	3.7	11/17/22 01:41	

LABORATORY CONTROL SAMPLE: 3242030

Parameter	Units	Spike Conc.	LCS Result	LCS % Rec	% Rec Limits	Qualifiers
Iron, Dissolved	ug/L	10000	10200	102	80-120	
Manganese, Dissolved	ug/L	1000	972	97	80-120	
Molybdenum, Dissolved	ug/L	1000	1030	103	80-120	

MATRIX SPIKE & MATRIX SPIKE DUPLICATE: 3242031 3242032

Parameter	Units	50330154004		3242031		3242032		% Rec	% Rec	Limits	RPD	Max RPD	Qual
		Result	MS Spike Conc.	MSD Spike Conc.	MS Result	MSD Result	MS % Rec						
Iron, Dissolved	ug/L	10800	10000	10000	20800	20600	101	98	75-125	1	20		
Manganese, Dissolved	ug/L	1580	1000	1000	2550	2520	96	94	75-125	1	20		
Molybdenum, Dissolved	ug/L	217	1000	1000	1260	1260	104	104	75-125	0	20		

MATRIX SPIKE & MATRIX SPIKE DUPLICATE: 3242033 3242034

Parameter	Units	50330190001		3242033		3242034		% Rec	% Rec	Limits	RPD	Max RPD	Qual
		Result	MS Spike Conc.	MSD Spike Conc.	MS Result	MSD Result	MS % Rec						
Iron, Dissolved	ug/L	971	10000	10000	10800	11000	99	101	75-125	2	20		
Manganese, Dissolved	ug/L	115	1000	1000	1060	1080	94	96	75-125	2	20		
Molybdenum, Dissolved	ug/L	ND	1000	1000	1030	1050	103	105	75-125	2	20		

Results presented on this page are in the units indicated by the "Units" column except where an alternate unit is presented to the right of the result.

REPORT OF LABORATORY ANALYSIS

This report shall not be reproduced, except in full,
 without the written consent of Pace Analytical Services, LLC.

QUALITY CONTROL DATA

Project: Harding St Profile 1 Report 2

Pace Project No.: 50330213

QC Batch:	705055	Analysis Method:	EPA 6020
QC Batch Method:	EPA 200.2	Analysis Description:	6020 MET
		Laboratory:	Pace Analytical Services - Indianapolis

Associated Lab Samples: 50330213001, 50330213002, 50330213003, 50330213004, 50330213005

METHOD BLANK: 3241076 Matrix: Water
Associated Lab Samples: 50330213001, 50330213002, 50330213003, 50330213004, 50330213005

Parameter	Units	Blank Result	Reporting Limit	MDL	Analyzed	Qualifiers
Antimony	ug/L	ND	1.0	0.075	11/11/22 08:05	
Arsenic	ug/L	ND	1.0	0.17	11/11/22 08:05	
Cobalt	ug/L	ND	1.0	0.041	11/11/22 08:05	
Selenium	ug/L	ND	1.0	0.33	11/11/22 08:05	

LABORATORY CONTROL SAMPLE: 3241077

Parameter	Units	Spike Conc.	LCS Result	LCS % Rec	% Rec Limits	Qualifiers
Antimony	ug/L	40	42.3	106	80-120	
Arsenic	ug/L	40	37.2	93	80-120	
Cobalt	ug/L	40	41.6	104	80-120	
Selenium	ug/L	40	38.4	96	80-120	

MATRIX SPIKE & MATRIX SPIKE DUPLICATE: 3241078 3241079

Parameter	Units	50330179004 Result	MS Spike Conc.	MSD Spike Conc.	MS Result	MSD Result	MS % Rec	MSD % Rec	% Rec Limits	Max		Qual
										RPD	RPD	
Antimony	ug/L	ND	40	40	42.2	43.4	105	108	75-125	3	20	
Arsenic	ug/L	1.1	40	40	38.9	38.7	94	94	75-125	1	20	
Cobalt	ug/L	ND	40	40	39.7	40.5	97	99	75-125	2	20	
Selenium	ug/L	ND	40	40	40.6	39.6	101	98	75-125	3	20	

MATRIX SPIKE & MATRIX SPIKE DUPLICATE: 3241080 3241081

Parameter	Units	50330190001 Result	MS Spike Conc.	MSD Spike Conc.	MS Result	MSD Result	MS % Rec	MSD % Rec	% Rec Limits	Max		Qual
										RPD	RPD	
Antimony	ug/L	ND	40	40	41.4	40.7	103	102	75-125	2	20	
Arsenic	ug/L	1.1	40	40	37.8	37.6	92	91	75-125	0	20	
Cobalt	ug/L	ND	40	40	37.8	37.6	94	94	75-125	1	20	
Selenium	ug/L	ND	40	40	37.9	37.4	94	93	75-125	1	20	

Results presented on this page are in the units indicated by the "Units" column except where an alternate unit is presented to the right of the result.

REPORT OF LABORATORY ANALYSIS

This report shall not be reproduced, except in full,
without the written consent of Pace Analytical Services, LLC.

QUALITY CONTROL DATA

Project: Harding St Profile 1 Report 2

Pace Project No.: 50330213

QC Batch: 704975 Analysis Method: SM 2320B
 QC Batch Method: SM 2320B Analysis Description: 2320B Alkalinity
 Laboratory: Pace Analytical Services - Indianapolis
 Associated Lab Samples: 50330213001, 50330213002, 50330213003, 50330213004, 50330213005

METHOD BLANK: 3240743 Matrix: Water
 Associated Lab Samples: 50330213001, 50330213002, 50330213003, 50330213004, 50330213005

Parameter	Units	Blank Result	Reporting Limit	MDL	Analyzed	Qualifiers
Alkalinity, Total as CaCO3	mg/L	ND	10.0	10.0	11/08/22 16:48	
Alkalinity,Bicarbonate (CaCO3)	mg/L	ND	10.0	10.0	11/08/22 16:48	
Alkalinity,Carbonate (CaCO3)	mg/L	ND	10.0	10.0	11/08/22 16:48	

LABORATORY CONTROL SAMPLE: 3240744

Parameter	Units	Spike Conc.	LCS Result	LCS % Rec	% Rec Limits	Qualifiers
Alkalinity, Total as CaCO3	mg/L	50	46.5	93	90-110	

SAMPLE DUPLICATE: 3240745

Parameter	Units	50330188001 Result	Dup Result	RPD	Max RPD	Qualifiers
Alkalinity, Total as CaCO3	mg/L	766	784	2	20	
Alkalinity,Bicarbonate (CaCO3)	mg/L	766	784	2	20	
Alkalinity,Carbonate (CaCO3)	mg/L	ND	ND		20	

SAMPLE DUPLICATE: 3240746

Parameter	Units	50330190001 Result	Dup Result	RPD	Max RPD	Qualifiers
Alkalinity, Total as CaCO3	mg/L	323	331	2	20	
Alkalinity,Bicarbonate (CaCO3)	mg/L	323	331	2	20	
Alkalinity,Carbonate (CaCO3)	mg/L	ND	ND		20	

Results presented on this page are in the units indicated by the "Units" column except where an alternate unit is presented to the right of the result.

REPORT OF LABORATORY ANALYSIS

This report shall not be reproduced, except in full,
 without the written consent of Pace Analytical Services, LLC.

QUALITY CONTROL DATA

Project: Harding St Profile 1 Report 2

Pace Project No.: 50330213

QC Batch:	705156	Analysis Method:	SM 2540C
QC Batch Method:	SM 2540C	Analysis Description:	2540C Total Dissolved Solids
		Laboratory:	Pace Analytical Services - Indianapolis

Associated Lab Samples: 50330213001, 50330213002, 50330213003, 50330213004, 50330213005

METHOD BLANK: 3241559 Matrix: Water
Associated Lab Samples: 50330213001, 50330213002, 50330213003, 50330213004, 50330213005

Parameter	Units	Blank Result	Reporting Limit	MDL	Analyzed	Qualifiers
Total Dissolved Solids	mg/L	ND	10.0	10.0	11/09/22 11:32	

LABORATORY CONTROL SAMPLE: 3241560

Parameter	Units	Spike Conc.	LCS Result	LCS % Rec	% Rec Limits	Qualifiers
Total Dissolved Solids	mg/L	300	286	95	80-120	

SAMPLE DUPLICATE: 3241562

Parameter	Units	50330282002 Result	Dup Result	RPD	Max RPD	Qualifiers
Total Dissolved Solids	mg/L	916	916	0	10	

SAMPLE DUPLICATE: 3241592

Parameter	Units	50330213002 Result	Dup Result	RPD	Max RPD	Qualifiers
Total Dissolved Solids	mg/L	1420	1410	0	10	

Results presented on this page are in the units indicated by the "Units" column except where an alternate unit is presented to the right of the result.

REPORT OF LABORATORY ANALYSIS

This report shall not be reproduced, except in full,
without the written consent of Pace Analytical Services, LLC.

QUALITY CONTROL DATA

Project: Harding St Profile 1 Report 2

Pace Project No.: 50330213

QC Batch:	705337	Analysis Method:	SM 4500-H+B
QC Batch Method:	SM 4500-H+B	Analysis Description:	4500H+B pH
		Laboratory:	Pace Analytical Services - Indianapolis

Associated Lab Samples: 50330213001, 50330213002, 50330213003, 50330213004, 50330213005

SAMPLE DUPLICATE: 3242332

Parameter	Units	50330213001 Result	Dup Result	RPD	Max RPD	Qualifiers
pH at 25 Degrees C	Std. Units	7.4	7.4	0	2	H3

SAMPLE DUPLICATE: 3242333

Parameter	Units	50330306003 Result	Dup Result	RPD	Max RPD	Qualifiers
pH at 25 Degrees C	Std. Units	6.2	6.2	1	2	H3

Results presented on this page are in the units indicated by the "Units" column except where an alternate unit is presented to the right of the result.

REPORT OF LABORATORY ANALYSIS

This report shall not be reproduced, except in full,
without the written consent of Pace Analytical Services, LLC.

QUALITY CONTROL DATA

Project: Harding St Profile 1 Report 2

Pace Project No.: 50330213

QC Batch:	705422	Analysis Method:	HACH 8146
QC Batch Method:	HACH 8146	Analysis Description:	Iron, Ferrous
		Laboratory:	Pace Analytical Services - Indianapolis
Associated Lab Samples:	50330213001, 50330213002, 50330213003, 50330213004, 50330213005		

METHOD BLANK:	3242723	Matrix:	Water
Associated Lab Samples:	50330213001, 50330213002, 50330213003, 50330213004, 50330213005		

Parameter	Units	Blank Result	Reporting Limit	MDL	Analyzed	Qualifiers
Iron, Ferrous	mg/L	ND	0.20	0.096	11/09/22 18:40	H3,N2

LABORATORY CONTROL SAMPLE: 3242724						
Parameter	Units	Spike Conc.	LCS Result	LCS % Rec	% Rec Limits	Qualifiers
Iron, Ferrous	mg/L	1	1.0	100	90-110	H3,N2

MATRIX SPIKE & MATRIX SPIKE DUPLICATE: 3242725												3242726	
Parameter	Units	50330190001 Result	MS Spike Conc.	MSD Spike Conc.	MS Result	MSD Result	MS % Rec	MSD % Rec	% Rec Limits	RPD	Max RPD	Qual	
Iron, Ferrous	mg/L	ND	1	1	0.95	0.96	95	96	90-110	0	20	H3,N2	

MATRIX SPIKE & MATRIX SPIKE DUPLICATE: 3242727												3242728	
Parameter	Units	50330308002 Result	MS Spike Conc.	MSD Spike Conc.	MS Result	MSD Result	MS % Rec	MSD % Rec	% Rec Limits	RPD	Max RPD	Qual	
Iron, Ferrous	mg/L	4.1	25	25	28.5	29.0	98	100	90-110	2	20	H3,N2	

Results presented on this page are in the units indicated by the "Units" column except where an alternate unit is presented to the right of the result.

REPORT OF LABORATORY ANALYSIS

This report shall not be reproduced, except in full,
without the written consent of Pace Analytical Services, LLC.

QUALITY CONTROL DATA

Project: Harding St Profile 1 Report 2

Pace Project No.: 50330213

QC Batch: 704564 Analysis Method: EPA 353.2
 QC Batch Method: EPA 353.2 Analysis Description: 353.2 Nitrate + Nitrite, Unpres.
 Laboratory: Pace Analytical Services - Indianapolis

Associated Lab Samples: 50330213001, 50330213002, 50330213003, 50330213004, 50330213005

METHOD BLANK: 3239090

Matrix: Water

Associated Lab Samples: 50330213001, 50330213002, 50330213003, 50330213004, 50330213005

Parameter	Units	Blank Result	Reporting Limit	MDL	Analyzed	Qualifiers
Nitrogen, Nitrate	mg/L	ND	0.10	0.011	11/04/22 19:11	
Nitrogen, Nitrite	mg/L	ND	0.10	0.0040	11/04/22 19:11	

LABORATORY CONTROL SAMPLE: 3239091

Parameter	Units	Spike Conc.	LCS Result	LCS % Rec	% Rec Limits	Qualifiers
Nitrogen, Nitrate	mg/L	1	0.98	98	90-110	
Nitrogen, Nitrite	mg/L	1	1.0	105	90-110	

MATRIX SPIKE & MATRIX SPIKE DUPLICATE: 3239092 3239093

Parameter	Units	50330190001 Result	MS Spike Conc.	MSD Spike Conc.	MS Result	MSD Result	MS % Rec	MSD % Rec	% Rec Limits	RPD	Max RPD	Qual
Nitrogen, Nitrate	mg/L	ND	1	1	0.97	0.97	96	96	90-110	0	20	
Nitrogen, Nitrite	mg/L	ND	1	1	1.0	1.0	103	103	90-110	0	20	

MATRIX SPIKE SAMPLE: 3239199

Parameter	Units	50330213004 Result	Spike Conc.	MS Result	MS % Rec	% Rec Limits	Qualifiers
Nitrogen, Nitrate	mg/L	0.15	1	1.2	103	90-110	
Nitrogen, Nitrite	mg/L	ND	1	1.0	105	90-110	

Results presented on this page are in the units indicated by the "Units" column except where an alternate unit is presented to the right of the result.

REPORT OF LABORATORY ANALYSIS

This report shall not be reproduced, except in full,
without the written consent of Pace Analytical Services, LLC.

QUALITY CONTROL DATA

Project: Harding St Profile 1 Report 2
Pace Project No.: 50330213

QC Batch: 704654 Analysis Method: EPA 365.1
QC Batch Method: EPA 365.1 Analysis Description: 365.1 Total Phosphorus
Laboratory: Pace Analytical Services - Indianapolis
Associated Lab Samples: 50330213001, 50330213002, 50330213003, 50330213004, 50330213005

METHOD BLANK: 3239748 Matrix: Water
Associated Lab Samples: 50330213001, 50330213002, 50330213003, 50330213004, 50330213005

Parameter	Units	Blank Result	Reporting Limit	MDL	Analyzed	Qualifiers
Phosphate as P04	mg/L	ND	0.15	0.15	11/08/22 22:50	

LABORATORY CONTROL SAMPLE: 3239749

Parameter	Units	Spike Conc.	LCS Result	LCS % Rec	% Rec Limits	Qualifiers
Phosphate as P04	mg/L		1.4			

MATRIX SPIKE & MATRIX SPIKE DUPLICATE: 3239750 3239751

Parameter	Units	50330213001		50330213004		% Rec Limits	% Rec	Limits	RPD	Max RPD	Qual
		MS Spike Conc.	MSD Spike Conc.	MS Result	MSD Result						
Phosphate as P04	mg/L	0.16		1.5	1.6				4		

Results presented on this page are in the units indicated by the "Units" column except where an alternate unit is presented to the right of the result.

REPORT OF LABORATORY ANALYSIS

This report shall not be reproduced, except in full,
without the written consent of Pace Analytical Services, LLC.

QUALITY CONTROL DATA

Project: Harding St Profile 1 Report 2
Pace Project No.: 50330213

QC Batch: 707008 Analysis Method: SM 5310C
QC Batch Method: SM 5310C Analysis Description: 5310C Total Organic Carbon
Laboratory: Pace Analytical Services - Indianapolis
Associated Lab Samples: 50330213001, 50330213002, 50330213003

METHOD BLANK: 3250078 Matrix: Water
Associated Lab Samples: 50330213001, 50330213002, 50330213003

Parameter	Units	Blank Result	Reporting Limit	MDL	Analyzed	Qualifiers
Total Organic Carbon	mg/L	ND	1.0	0.14	11/19/22 16:37	

LABORATORY CONTROL SAMPLE: 3250079

Parameter	Units	Spike Conc.	LCS Result	LCS % Rec	% Rec Limits	Qualifiers
Total Organic Carbon	mg/L	10	9.8	98	90-110	

MATRIX SPIKE & MATRIX SPIKE DUPLICATE: 3250080 3250081

Parameter	Units	50330154004		3250081		MS % Rec	MSD % Rec	% Rec Limits	RPD	Max RPD	Qual
		Result	MS Spike Conc.	MSD Spike Conc.	MS Result						
Total Organic Carbon	mg/L	1.6	10	10	11.5	11.6	99	100	80-120	0	20

MATRIX SPIKE & MATRIX SPIKE DUPLICATE: 3250082 3250083

Parameter	Units	50330190001		3250083		MS % Rec	MSD % Rec	% Rec Limits	RPD	Max RPD	Qual
		Result	MS Spike Conc.	MSD Spike Conc.	MS Result						
Total Organic Carbon	mg/L	ND	10	10	10.5	10.6	98	100	80-120	1	20

Results presented on this page are in the units indicated by the "Units" column except where an alternate unit is presented to the right of the result.

REPORT OF LABORATORY ANALYSIS

This report shall not be reproduced, except in full,
without the written consent of Pace Analytical Services, LLC.

QUALITY CONTROL DATA

Project: Harding St Profile 1 Report 2

Pace Project No.: 50330213

QC Batch: 707010	Analysis Method: SM 5310C
QC Batch Method: SM 5310C	Analysis Description: 5310C Total Organic Carbon
	Laboratory: Pace Analytical Services - Indianapolis

Associated Lab Samples: 50330213004, 50330213005

METHOD BLANK: 3250092 Matrix: Water

Associated Lab Samples: 50330213004, 50330213005

Parameter	Units	Blank Result	Reporting Limit	MDL	Analyzed	Qualifiers
Total Organic Carbon	mg/L	ND	1.0	0.14	11/20/22 03:12	

LABORATORY CONTROL SAMPLE: 3250093

Parameter	Units	Spike Conc.	LCS Result	LCS % Rec	% Rec Limits	Qualifiers
Total Organic Carbon	mg/L	10	9.9	99	90-110	

MATRIX SPIKE & MATRIX SPIKE DUPLICATE: 3250094 3250095

Parameter	Units	50330213004		3250094		3250095		% Rec Limits	RPD	Max RPD	Qual
		MS Result	MSD Result	MS Result	MSD Result	MS Result	MSD Result				
Total Organic Carbon	mg/L	1.1	10	10	11.0	11.1	99	100	80-120	1	20

MATRIX SPIKE SAMPLE: 3250096

Parameter	Units	50330213005 Result	Spike Conc.	MS Result	MS % Rec	% Rec Limits	Qualifiers
Total Organic Carbon	mg/L	3.4	10	13.4	99	80-120	

Results presented on this page are in the units indicated by the "Units" column except where an alternate unit is presented to the right of the result.

REPORT OF LABORATORY ANALYSIS

This report shall not be reproduced, except in full,
without the written consent of Pace Analytical Services, LLC.

QUALITY CONTROL DATA

Project: Harding St Profile 1 Report 2

Pace Project No.: 50330213

QC Batch: 706913 Analysis Method: SM 5310C
QC Batch Method: SM 5310C Analysis Description: 5310C Dissolved Organic Carbon
Laboratory: Pace Analytical Services - Indianapolis

Associated Lab Samples: 50330213001, 50330213002, 50330213003, 50330213004

METHOD BLANK: 3249547 Matrix: Water
Associated Lab Samples: 50330213001, 50330213002, 50330213003, 50330213004

Parameter	Units	Blank Result	Reporting Limit	MDL	Analyzed	Qualifiers
Dissolved Organic Carbon	mg/L	ND	1.0	0.14	11/18/22 17:44	

LABORATORY CONTROL SAMPLE: 3249548

Parameter	Units	Spike Conc.	LCS Result	LCS % Rec	% Rec Limits	Qualifiers
Dissolved Organic Carbon	mg/L	10	9.9	99	90-110	

MATRIX SPIKE & MATRIX SPIKE DUPLICATE: 3249549 3249550

Parameter	Units	50330154004		3249550		MS % Rec	MSD % Rec	% Rec Limits	RPD	Max RPD	Qual
		MS Result	MSD Spike Conc.	MS Result	MSD Spike Conc.						
Dissolved Organic Carbon	mg/L	1.8	10	11.7	11.8	98	100	80-120	1	20	

MATRIX SPIKE & MATRIX SPIKE DUPLICATE: 3249551 3249552

Parameter	Units	50330190001		3249552		MS % Rec	MSD % Rec	% Rec Limits	RPD	Max RPD	Qual
		MS Result	MSD Spike Conc.	MS Result	MSD Spike Conc.						
Dissolved Organic Carbon	mg/L	ND	10	10.6	10.7	98	100	80-120	1	20	

Results presented on this page are in the units indicated by the "Units" column except where an alternate unit is presented to the right of the result.

REPORT OF LABORATORY ANALYSIS

This report shall not be reproduced, except in full,
without the written consent of Pace Analytical Services, LLC.

QUALITY CONTROL DATA

Project: Harding St Profile 1 Report 2

Pace Project No.: 50330213

QC Batch: 706915

Analysis Method: SM 5310C

QC Batch Method: SM 5310C

Analysis Description: 5310C Dissolved Organic Carbon

Laboratory: Pace Analytical Services - Indianapolis

Associated Lab Samples: 50330213005

METHOD BLANK: 3249560

Matrix: Water

Associated Lab Samples: 50330213005

Parameter	Units	Blank Result	Reporting Limit	MDL	Analyzed	Qualifiers
Dissolved Organic Carbon	mg/L	ND	1.0	0.14	11/19/22 04:47	

LABORATORY CONTROL SAMPLE: 3249561

Parameter	Units	Spike Conc.	LCS Result	LCS % Rec	% Rec Limits	Qualifiers
Dissolved Organic Carbon	mg/L	10	9.8	98	90-110	

MATRIX SPIKE & MATRIX SPIKE DUPLICATE: 3249562 3249563

Parameter	Units	50330213005		3249563		MS % Rec	MSD % Rec	% Rec Limits	RPD	Max RPD	Qual
		MS Spike Conc.	MSD Spike Conc.	MS Result	MSD Result						
Dissolved Organic Carbon	mg/L	4.1	10	13.8	13.9	97	98	80-120	1	20	

Results presented on this page are in the units indicated by the "Units" column except where an alternate unit is presented to the right of the result.

REPORT OF LABORATORY ANALYSIS

This report shall not be reproduced, except in full,
without the written consent of Pace Analytical Services, LLC.

ANALYTICAL RESULTS - RADIOCHEMISTRY

Project: Harding St Profile 1 Report 2

Pace Project No.: 50330213

Sample: PZ-101S **Lab ID: 50330213001** Collected: 11/03/22 10:05 Received: 11/04/22 14:05 Matrix: Water
PWS: Site ID: Sample Type:

Parameters	Method	Act ± Unc (MDC) Carr Trac	Units	Analyzed	CAS No.	Qual
	Pace Analytical Services - Greensburg					
Radium-226	EPA 903.1	0.688 ± 0.623 (0.918) C:NA T:93%	pCi/L	11/22/22 15:47	13982-63-3	
	Pace Analytical Services - Greensburg					
Radium-228	EPA 904.0	0.444 ± 0.447 (0.928) C:72% T:81%	pCi/L	11/22/22 15:54	15262-20-1	
	Pace Analytical Services - Greensburg					
Total Radium	Total Radium Calculation	1.13 ± 1.07 (1.85)	pCi/L	11/28/22 14:08	7440-14-4	

REPORT OF LABORATORY ANALYSIS

This report shall not be reproduced, except in full,
without the written consent of Pace Analytical Services, LLC.

ANALYTICAL RESULTS - RADIOCHEMISTRY

Project: Harding St Profile 1 Report 2

Pace Project No.: 50330213

Sample: PZ-100S **Lab ID: 50330213002** Collected: 11/03/22 11:35 Received: 11/04/22 14:05 Matrix: Water
PWS: Site ID: Sample Type:

Parameters	Method	Act ± Unc (MDC) Carr Trac	Units	Analyzed	CAS No.	Qual
Pace Analytical Services - Greensburg						
Radium-226	EPA 903.1	0.797 ± 0.480 (0.196) C:NA T:90%	pCi/L	11/22/22 15:47	13982-63-3	
Pace Analytical Services - Greensburg						
Radium-228	EPA 904.0	0.738 ± 0.442 (0.828) C:77% T:84%	pCi/L	11/22/22 15:54	15262-20-1	
Pace Analytical Services - Greensburg						
Total Radium	Total Radium Calculation	1.54 ± 0.922 (1.02)	pCi/L	11/28/22 14:08	7440-14-4	

REPORT OF LABORATORY ANALYSIS

This report shall not be reproduced, except in full,
without the written consent of Pace Analytical Services, LLC.

ANALYTICAL RESULTS - RADIOCHEMISTRY

Project: Harding St Profile 1 Report 2

Pace Project No.: 50330213

Sample: PZ-100D **Lab ID: 50330213003** Collected: 11/03/22 12:50 Received: 11/04/22 14:05 Matrix: Water
PWS: Site ID: Sample Type:

Parameters	Method	Act ± Unc (MDC) Carr Trac	Units	Analyzed	CAS No.	Qual
	Pace Analytical Services - Greensburg					
Radium-226	EPA 903.1	0.619 ± 0.453 (0.506) C:NA T:95%	pCi/L	11/22/22 15:47	13982-63-3	
	Pace Analytical Services - Greensburg					
Radium-228	EPA 904.0	0.796 ± 0.460 (0.854) C:77% T:81%	pCi/L	11/22/22 15:55	15262-20-1	
	Pace Analytical Services - Greensburg					
Total Radium	Total Radium Calculation	1.42 ± 0.913 (1.36)	pCi/L	11/28/22 14:08	7440-14-4	

REPORT OF LABORATORY ANALYSIS

This report shall not be reproduced, except in full,
without the written consent of Pace Analytical Services, LLC.

ANALYTICAL RESULTS - RADIOCHEMISTRY

Project: Harding St Profile 1 Report 2

Pace Project No.: 50330213

Sample: MW-104D **Lab ID: 50330213004** Collected: 11/03/22 14:45 Received: 11/04/22 14:05 Matrix: Water
PWS: Site ID: Sample Type:

Parameters	Method	Act ± Unc (MDC) Carr Trac	Units	Analyzed	CAS No.	Qual
	Pace Analytical Services - Greensburg					
Radium-226	EPA 903.1	0.0745 ± 0.484 (0.976) C:NA T:91%	pCi/L	11/22/22 15:47	13982-63-3	
	Pace Analytical Services - Greensburg					
Radium-228	EPA 904.0	0.403 ± 0.410 (0.849) C:74% T:83%	pCi/L	11/22/22 15:55	15262-20-1	
	Pace Analytical Services - Greensburg					
Total Radium	Total Radium Calculation	0.478 ± 0.894 (1.83)	pCi/L	11/28/22 14:08	7440-14-4	

REPORT OF LABORATORY ANALYSIS

This report shall not be reproduced, except in full,
without the written consent of Pace Analytical Services, LLC.

ANALYTICAL RESULTS - RADIOCHEMISTRY

Project: Harding St Profile 1 Report 2

Pace Project No.: 50330213

Sample: M-4 **Lab ID: 50330213005** Collected: 11/03/22 12:32 Received: 11/04/22 14:05 Matrix: Water
PWS: Site ID: Sample Type:

Parameters	Method	Act ± Unc (MDC) Carr Trac	Units	Analyzed	CAS No.	Qual
	Pace Analytical Services - Greensburg					
Radium-226	EPA 903.1	0.699 ± 0.633 (0.933) C:NA T:95%	pCi/L	11/22/22 15:47	13982-63-3	
	Pace Analytical Services - Greensburg					
Radium-228	EPA 904.0	1.21 ± 0.585 (1.02) C:71% T:75%	pCi/L	11/22/22 15:41	15262-20-1	
	Pace Analytical Services - Greensburg					
Total Radium	Total Radium Calculation	1.91 ± 1.22 (1.95)	pCi/L	11/28/22 14:08	7440-14-4	

REPORT OF LABORATORY ANALYSIS

This report shall not be reproduced, except in full,
without the written consent of Pace Analytical Services, LLC.

QUALIFIERS

Project: Harding St Profile 1 Report 2

Pace Project No.: 50330213

DEFINITIONS

DF - Dilution Factor, if reported, represents the factor applied to the reported data due to dilution of the sample aliquot.

ND - Not Detected at or above adjusted reporting limit.

TNTC - Too Numerous To Count

J - Estimated concentration above the adjusted method detection limit and below the adjusted reporting limit.

MDL - Adjusted Method Detection Limit.

PQL - Practical Quantitation Limit.

RL - Reporting Limit - The lowest concentration value that meets project requirements for quantitative data with known precision and bias for a specific analyte in a specific matrix.

S - Surrogate

1,2-Diphenylhydrazine decomposes to and cannot be separated from Azobenzene using Method 8270. The result for each analyte is a combined concentration.

Consistent with EPA guidelines, unrounded data are displayed and have been used to calculate % recovery and RPD values.

LCS(D) - Laboratory Control Sample (Duplicate)

MS(D) - Matrix Spike (Duplicate)

DUP - Sample Duplicate

RPD - Relative Percent Difference

NC - Not Calculable.

SG - Silica Gel - Clean-Up

U - Indicates the compound was analyzed for, but not detected.

N-Nitrosodiphenylamine decomposes and cannot be separated from Diphenylamine using Method 8270. The result reported for each analyte is a combined concentration.

Reported results are not rounded until the final step prior to reporting. Therefore, calculated parameters that are typically reported as "Total" may vary slightly from the sum of the reported component parameters.

Act - Activity

Unc - Uncertainty: SDWA = 1.96 sigma count uncertainty, all other matrices = Expanded Uncertainty (95% confidence interval).

Gamma Spec = Expanded Uncertainty (95.4% Confidence Interval)

(MDC) - Minimum Detectable Concentration

Trac - Tracer Recovery (%)

Carr - Carrier Recovery (%)

Pace Analytical is TNI accredited. Contact your Pace PM for the current list of accredited analytes.

TNI - The NELAC Institute.

ANALYTE QUALIFIERS

E Analyte concentration exceeded the calibration range. The reported result is estimated.

H3 Sample was received or analysis requested beyond the recognized method holding time.

M0 Matrix spike recovery and/or matrix spike duplicate recovery was outside laboratory control limits.

N2 The lab does not hold NELAC/TNI accreditation for this parameter but other accreditations/certifications may apply. A complete list of accreditations/certifications is available upon request.

P6 Matrix spike recovery was outside laboratory control limits due to a parent sample concentration notably higher than the spike level.

REPORT OF LABORATORY ANALYSIS

This report shall not be reproduced, except in full,
without the written consent of Pace Analytical Services, LLC.

QUALITY CONTROL DATA CROSS REFERENCE TABLE

Project: Harding St Profile 1 Report 2

Pace Project No.: 50330213

Lab ID	Sample ID	QC Batch Method	QC Batch	Analytical Method	Analytical Batch
50330213001	PZ-101S	EPA 9056	705185		
50330213002	PZ-100S	EPA 9056	705185		
50330213003	PZ-100D	EPA 9056	705185		
50330213004	MW-104D	EPA 9056	705185		
50330213005	M-4	EPA 9056	705185		
50330213001	PZ-101S	EPA 3010	705357	EPA 6010	706943
50330213002	PZ-100S	EPA 3010	705357	EPA 6010	706943
50330213003	PZ-100D	EPA 3010	705357	EPA 6010	706943
50330213004	MW-104D	EPA 3010	705357	EPA 6010	706943
50330213005	M-4	EPA 3010	705357	EPA 6010	706943
50330213001	PZ-101S	EPA 3010	705273	EPA 6010	706835
50330213002	PZ-100S	EPA 3010	705273	EPA 6010	706835
50330213003	PZ-100D	EPA 3010	705273	EPA 6010	706835
50330213004	MW-104D	EPA 3010	705273	EPA 6010	706835
50330213005	M-4	EPA 3010	705273	EPA 6010	706835
50330213001	PZ-101S	EPA 200.2	705055	EPA 6020	705319
50330213002	PZ-100S	EPA 200.2	705055	EPA 6020	705319
50330213003	PZ-100D	EPA 200.2	705055	EPA 6020	705319
50330213004	MW-104D	EPA 200.2	705055	EPA 6020	705319
50330213005	M-4	EPA 200.2	705055	EPA 6020	705319
50330213001	PZ-101S	EPA 903.1	545725		
50330213002	PZ-100S	EPA 903.1	545725		
50330213003	PZ-100D	EPA 903.1	545725		
50330213004	MW-104D	EPA 903.1	545725		
50330213005	M-4	EPA 903.1	545725		
50330213001	PZ-101S	EPA 904.0	545726		
50330213002	PZ-100S	EPA 904.0	545726		
50330213003	PZ-100D	EPA 904.0	545726		
50330213004	MW-104D	EPA 904.0	545726		
50330213005	M-4	EPA 904.0	545726		
50330213001	PZ-101S	Total Radium Calculation	549826		
50330213002	PZ-100S	Total Radium Calculation	549826		
50330213003	PZ-100D	Total Radium Calculation	549826		
50330213004	MW-104D	Total Radium Calculation	549826		
50330213005	M-4	Total Radium Calculation	549826		
50330213001	PZ-101S	SM 2320B	704975		
50330213002	PZ-100S	SM 2320B	704975		
50330213003	PZ-100D	SM 2320B	704975		
50330213004	MW-104D	SM 2320B	704975		
50330213005	M-4	SM 2320B	704975		
50330213001	PZ-101S	SM 2540C	705156		
50330213002	PZ-100S	SM 2540C	705156		
50330213003	PZ-100D	SM 2540C	705156		
50330213004	MW-104D	SM 2540C	705156		
50330213005	M-4	SM 2540C	705156		

REPORT OF LABORATORY ANALYSIS

This report shall not be reproduced, except in full,
without the written consent of Pace Analytical Services, LLC.

QUALITY CONTROL DATA CROSS REFERENCE TABLE

Project: Harding St Profile 1 Report 2

Pace Project No.: 50330213

Lab ID	Sample ID	QC Batch Method	QC Batch	Analytical Method	Analytical Batch
50330213001	PZ-101S	SM 4500-H+B	705337		
50330213002	PZ-100S	SM 4500-H+B	705337		
50330213003	PZ-100D	SM 4500-H+B	705337		
50330213004	MW-104D	SM 4500-H+B	705337		
50330213005	M-4	SM 4500-H+B	705337		
50330213001	PZ-101S	SM 4500-S2-D	705553		
50330213002	PZ-100S	SM 4500-S2-D	705553		
50330213003	PZ-100D	SM 4500-S2-D	705553		
50330213004	MW-104D	SM 4500-S2-D	705553		
50330213005	M-4	SM 4500-S2-D	705553		
50330213001	PZ-101S	HACH 8146	705422		
50330213002	PZ-100S	HACH 8146	705422		
50330213003	PZ-100D	HACH 8146	705422		
50330213004	MW-104D	HACH 8146	705422		
50330213005	M-4	HACH 8146	705422		
50330213001	PZ-101S	EPA 353.2	704564		
50330213002	PZ-100S	EPA 353.2	704564		
50330213003	PZ-100D	EPA 353.2	704564		
50330213004	MW-104D	EPA 353.2	704564		
50330213005	M-4	EPA 353.2	704564		
50330213001	PZ-101S	EPA 365.1	704654	EPA 365.1	705398
50330213002	PZ-100S	EPA 365.1	704654	EPA 365.1	705398
50330213003	PZ-100D	EPA 365.1	704654	EPA 365.1	705398
50330213004	MW-104D	EPA 365.1	704654	EPA 365.1	705398
50330213005	M-4	EPA 365.1	704654	EPA 365.1	705398
50330213001	PZ-101S	SM 5310C	707008		
50330213002	PZ-100S	SM 5310C	707008		
50330213003	PZ-100D	SM 5310C	707008		
50330213004	MW-104D	SM 5310C	707010		
50330213005	M-4	SM 5310C	707010		
50330213001	PZ-101S	SM 5310C	706913		
50330213002	PZ-100S	SM 5310C	706913		
50330213003	PZ-100D	SM 5310C	706913		
50330213004	MW-104D	SM 5310C	706913		
50330213005	M-4	SM 5310C	706915		

REPORT OF LABORATORY ANALYSIS

This report shall not be reproduced, except in full,
without the written consent of Pace Analytical Services, LLC.



SAMPLE CONDITION UPON RECEIPT FORM

Date/Time and Initials of person examining contents: DMP 11/04/22 16:41

1. Courier: FED EX UPS CLIENT PACE USPS OTHER _____

2. Custody Seal on Cooler/Box Present: Yes No
 (If yes)Seals Intact: Yes No (leave blank if no seals were present)

3. Thermometer: 1 2 3 4 5 6 A B C D E F

4. Cooler Temperature(s): 0.5°/0.6°C 1.0°/1.1°C 1.4°/1.5°C 0.1°/0.2°C
 (Initial/Corrected) RECORD TEMPS OF ALL COOLERS RECEIVED (use Comments below to acid more)

5. Packing Material: Bubble Wrap Bubble Bags
 None Other Plastic Bags

6. Ice Type: Wet Blue None

7. If temp. is over 6°C or under 0°C, was the PM notified?: Yes No
 Cooler temp should be above freezing to 6°C

All discrepancies will be written out in the comments section below.

	Yes	No		Yes	No	N/A
USDA Regulated Soils? (HI, ID, NY, WA, OR, CA, NM, TX, OK, AR, LA, TN, AL, MS, NC, SC, GA, FL, or Puerto Rico)		<input checked="" type="checkbox"/>	All containers needing acid/base preservation have been pH CHECKED?: Exceptions: VOA, coliform, LLHg, O&G, RAD CHEM, and any container with a septum cap or preserved with HCl.			
Short Hold Time Analysis (48 hours or less)? Analysis: <u>NO₃</u>	<input checked="" type="checkbox"/>		Circle: HNO ₃ (<2) H ₂ SO ₄ (<2) NaOH (>10) NaOH/ZnAc (>9) Any non-conformance to pH recommendations will be noted on the container count form	<input checked="" type="checkbox"/>		
Time 5035A TC placed in Freezer or Short Holds To Lab Time: <u>17:25</u>			Residual Chlorine Check (SVOC 625 Pest/PCB 608)	Present	Absent	N/A
Rush TAT Requested (4 days or less):		<input checked="" type="checkbox"/>	Residual Chlorine Check (Total/Amenable/Free Cyanide)			
Custody Signatures Present?		<input checked="" type="checkbox"/>	Headspace Wisconsin Sulfide?			
Containers Intact?: <input checked="" type="checkbox"/>	<input checked="" type="checkbox"/>		Headspace in VOA Vials (>6mm): See Containter Count form for details	Present	Absent	No VOA Vials Sent
Sample Label (IDs/Dates/Times) Match COC?: Except TCs, which only require sample ID	<input checked="" type="checkbox"/>		Trip Blank Present?		<input checked="" type="checkbox"/>	
Extra labels on Terracore Vials? (soils only)		<u>NRK</u>	Trip Blank Custody Seals?:			<input checked="" type="checkbox"/>

COMMENTS:

Sample Container Count

** Place a RED dot on containers that are out of conformance **

COC Line Item	WGUFU	R	VIALS										AMBER GLASS						PLASTIC								OTHER		Matrix	Nitric Red	Sulfuric Yellow	Sodium Hydroxide Green	Sodium Hydroxide/ ZnAc Black							
			MeOH (only)	SBS	DI	DG9H	VG9H	VOA VIAL HS (>6mm)	VG9U	DG9U	VG9T	AG0U	AG1H	AG1U	AG2U	AG3S	AG3SF	AG3C	BP1U	BP1N	BP2U	BP3U	BP3N	BP3F	BP3S	BP3B	BP3Z	CG3H						Syringe Kit						
																																			HNO3 <2	H2SO4 <2	NaOH >10	NaOH/Zn Ac >9		
1														1	1				2	1	2	1	1	1		1									5	✓	✓		✓	
2														↓	↓				↓	↓	↓	↓	↓	↓		↓										↓	↓	↓	↓	
3														↓	↓				↓	↓	↓	↓	↓	↓		↓										↓	↓	↓	↓	
4														↓	↓				↓	↓	↓	↓	↓	↓		↓										↓	↓	↓	↓	
5														↓	↓				↓	↓	↓	↓	↓	↓		↓										↓	↓	↓	↓	
6																																								
7																																								
8																																								
9																																								
10																																								
11																																								
12																																								

Container Codes

Glass				Plastic			
DG9H	40mL HCl amber voa vial	BG1T	1L Na Thiosulfate clear glass	BP1B	1L NaOH plastic	BP4U	125mL unpreserved plastic
DG9P	40mL TSP amber vial	BG1U	1L unpreserved glass	BP1N	1L HNO3 plastic	BP4N	125mL HNO3 plastic
DG9S	40mL H2SO4 amber vial	BG3H	250mL HCl Clear Glass	BP1S	1L H2SO4 plastic	BP4S	125mL H2SO4 plastic
DG9T	40mL Na Thio amber vial	BG3U	250mL Unpres Clear Glass	BP1U	1L unpreserved plastic	Miscellaneous	
DG9U	40mL unpreserved amber vial	AG0U	100mL unpres amber glass	BP1Z	1L NaOH, Zn, Ac		
VG9H	40mL HCl clear vial	AG1H	1L HCl amber glass	BP2N	500mL HNO3 plastic	Syringe Kit	LL Cr+6 sampling kit
VG9T	40mL Na Thio. clear vial	AG1S	1L H2SO4 amber glass	BP2C	500mL NaOH plastic	ZPLC	Ziploc Bag
VG9U	40mL unpreserved clear vial	AG1T	1L Na Thiosulfate amber glass	BP2S	500mL H2SO4 plastic	R	Terracore Kit
I	40mL w/hexane wipe vial	AG1U	1liter unpres amber glass	BP2U	500mL unpreserved plastic	SP5T	120mL Coliform Sodium Thiosulfate
WGKU	8oz unpreserved clear jar	AG2N	500mL HNO3 amber glass	BP2Z	500mL NaOH, Zn Ac	T	Tedlar Bag (air sample)
WGFU	4oz clear soil jar	AG2S	500mL H2SO4 amber glass	BP3B	250mL NaOH plastic	U	Summa Can (air sample)
JGFU	4oz unpreserved amber wide	AG2U	500mL unpres amber glass	BP3N	250mL HNO3 plastic	WT	Water
CG3H	250mL clear glass HCl	AG3S	250mL H2SO4 amber glass	BP3F	250mL HNO3 plastic-field filtered	SL	Solid Solid
BG1H	1L HCl clear glass	AG3SF	250mL H2SO4 amb glass -field filtered	BP3U	250mL unpreserved plastic	OL	Oil
BG1S	1L H2SO4 clear glass	AG3U	250mL unpres amber glass	BP3S	250mL H2SO4 plastic	NAL	Non-aqueous liquid
GN	General	AG3C	250mL NaOH amber glass	BP3Z	250mL NaOH, ZnAc plastic	WP	Wipe

March 03, 2023

Mr. Mark Breting
ATC Group Services
7988 Centerpoint Drive
Suite 100
Indianapolis, IN 46256

RE: Project: Harding St Profile 1 Report 2
Pace Project No.: 50330214

Dear Mr. Breting:

Enclosed are the analytical results for sample(s) received by the laboratory on November 04, 2022. The results relate only to the samples included in this report. Results reported herein conform to the applicable TNI/NELAC Standards and the laboratory's Quality Manual, where applicable, unless otherwise noted in the body of the report.

The test results provided in this final report were generated by each of the following laboratories within the Pace Network:

- Pace Analytical Services - Indianapolis
- Pace Analytical Services - Greensburg

If you have any questions concerning this report, please feel free to contact me.

Sincerely,



Will Statz
will.statz@pacelabs.com
(317)228-3105
Project Manager

Enclosures

cc: Mr. Robert Miller, Haley & Aldrich



REPORT OF LABORATORY ANALYSIS

This report shall not be reproduced, except in full,
without the written consent of Pace Analytical Services, LLC.

CERTIFICATIONS

Project: Harding St Profile 1 Report 2

Pace Project No.: 50330214

Pace Analytical Services Pennsylvania

1638 Roseytown Rd Suites 2,3&4, Greensburg, PA 15601

ANAB DOD-ELAP Rad Accreditation #: L2417

Alabama Certification #: 41590

Arizona Certification #: AZ0734

Arkansas Certification

California Certification #: 04222CA

Colorado Certification #: PA01547

Connecticut Certification #: PH-0694

Delaware Certification

EPA Region 4 DW Rad

Florida/TNI Certification #: E87683

Georgia Certification #: C040

Florida: Cert E871149 SEKS WET

Guam Certification

Hawaii Certification

Idaho Certification

Illinois Certification

Indiana Certification

Iowa Certification #: 391

Kansas/TNI Certification #: E-10358

Kentucky Certification #: KY90133

KY WW Permit #: KY0098221

KY WW Permit #: KY0000221

Louisiana DHH/TNI Certification #: LA180012

Louisiana DEQ/TNI Certification #: 4086

Maine Certification #: 2017020

Maryland Certification #: 308

Massachusetts Certification #: M-PA1457

Michigan/PADEP Certification #: 9991

Missouri Certification #: 235

Montana Certification #: Cert0082

Nebraska Certification #: NE-OS-29-14

Nevada Certification #: PA014572018-1

New Hampshire/TNI Certification #: 297617

New Jersey/TNI Certification #: PA051

New Mexico Certification #: PA01457

New York/TNI Certification #: 10888

North Carolina Certification #: 42706

North Dakota Certification #: R-190

Ohio EPA Rad Approval: #41249

Oregon/TNI Certification #: PA200002-010

Pennsylvania/TNI Certification #: 65-00282

Puerto Rico Certification #: PA01457

Rhode Island Certification #: 65-00282

South Dakota Certification

Tennessee Certification #: 02867

Texas/TNI Certification #: T104704188-17-3

Utah/TNI Certification #: PA014572017-9

USDA Soil Permit #: P330-17-00091

Vermont Dept. of Health: ID# VT-0282

Virgin Island/PADEP Certification

Virginia/VELAP Certification #: 460198

Washington Certification #: C868

West Virginia DEP Certification #: 143

West Virginia DHHR Certification #: 9964C

Wisconsin Approve List for Rad

Wyoming Certification #: 8TMS-L

Pace Analytical Services Indianapolis

7726 Moller Road, Indianapolis, IN 46268

Illinois Accreditation #: 200074

Indiana Drinking Water Laboratory #: C-49-06

Kansas/TNI Certification #: E-10177

Kentucky UST Agency Interest #: 80226

Kentucky WW Laboratory ID #: 98019

Michigan Drinking Water Laboratory #9050

Ohio VAP Certified Laboratory #: CL0065

Oklahoma Laboratory #: 9204

Texas Certification #: T104704355

Wisconsin Laboratory #: 999788130

USDA Foreign Soil Permit #: 525-23-13-23119

USDA Compliance Agreement #: IN-SL-22-001

REPORT OF LABORATORY ANALYSIS

This report shall not be reproduced, except in full,
without the written consent of Pace Analytical Services, LLC.

SAMPLE SUMMARY

Project: Harding St Profile 1 Report 2

Pace Project No.: 50330214

Lab ID	Sample ID	Matrix	Date Collected	Date Received
50330214001	MW-10S	Water	11/03/22 15:35	11/04/22 14:05
50330214002	MW-10D	Water	11/03/22 14:31	11/04/22 14:05

REPORT OF LABORATORY ANALYSIS

This report shall not be reproduced, except in full,
without the written consent of Pace Analytical Services, LLC.

SAMPLE ANALYTE COUNT

Project: Harding St Profile 1 Report 2

Pace Project No.: 50330214

Lab ID	Sample ID	Method	Analysts	Analytes Reported	Laboratory		
50330214001	MW-10S	EPA 9056	ADM	3	PASI-I		
		EPA 6010	RAM	15	PASI-I		
		EPA 6010	RAM	3	PASI-I		
		EPA 6020	CAW	4	PASI-I		
		EPA 903.1	GDH	1	PASI-PA		
		EPA 904.0	VAL	1	PASI-PA		
		Total Radium Calculation	JAL	1	PASI-PA		
		SM 2320B	TAY	3	PASI-I		
		SM 2540C	AEL	1	PASI-I		
		SM 4500-H+B	TRK	1	PASI-I		
		SM 4500-S2-D	BEP	1	PASI-I		
		HACH 8146	ZM	1	PASI-I		
		EPA 353.2	OAS	2	PASI-I		
		EPA 365.1	MMS	1	PASI-I		
		SM 5310C	MMS	1	PASI-I		
		SM 5310C	MMS	1	PASI-I		
		50330214002	MW-10D	EPA 9056	ADM	3	PASI-I
				EPA 6010	RAM	15	PASI-I
EPA 6010	RAM			3	PASI-I		
EPA 6020	CAW			4	PASI-I		
EPA 903.1	GDH			1	PASI-PA		
EPA 904.0	VAL			1	PASI-PA		
Total Radium Calculation	JAL			1	PASI-PA		
SM 2320B	TAY			3	PASI-I		
SM 2540C	AEL			1	PASI-I		
SM 4500-H+B	TRK			1	PASI-I		
SM 4500-S2-D	BEP			1	PASI-I		
HACH 8146	ZM			1	PASI-I		
EPA 353.2	OAS			2	PASI-I		
EPA 365.1	MMS			1	PASI-I		
SM 5310C	MMS			1	PASI-I		
SM 5310C	MMS			1	PASI-I		

PASI-I = Pace Analytical Services - Indianapolis

PASI-PA = Pace Analytical Services - Greensburg

REPORT OF LABORATORY ANALYSIS

This report shall not be reproduced, except in full,
without the written consent of Pace Analytical Services, LLC.

SUMMARY OF DETECTION

Project: Harding St Profile 1 Report 2

Pace Project No.: 50330214

Lab Sample ID	Client Sample ID	Result	Units	Report Limit	Analyzed	Qualifiers
Method	Parameters					
50330214001	MW-10S					
EPA 9056	Chloride	220	mg/L	25.0	11/17/22 22:10	
EPA 9056	Fluoride	3.0	mg/L	0.10	11/14/22 22:17	
EPA 9056	Sulfate	528	mg/L	25.0	11/17/22 22:10	
EPA 6010	Barium	72.4	ug/L	10.0	11/17/22 14:00	
EPA 6010	Boron	1740	ug/L	100	11/17/22 14:00	
EPA 6010	Calcium	225000	ug/L	2000	11/17/22 15:58	
EPA 6010	Iron	860	ug/L	100	11/17/22 14:00	
EPA 6010	Lithium	33.0	ug/L	20.0	11/17/22 14:00	
EPA 6010	Magnesium	45300	ug/L	1000	11/17/22 14:00	
EPA 6010	Manganese	374	ug/L	10.0	11/17/22 14:00	
EPA 6010	Molybdenum	69.6	ug/L	10.0	11/17/22 14:00	
EPA 6010	Potassium	8410	ug/L	1000	11/17/22 14:00	
EPA 6010	Silica	15300	ug/L	450	11/17/22 14:00	N2
EPA 6010	Sodium	222000	ug/L	2000	11/17/22 15:58	
EPA 6010	Iron, Dissolved	743	ug/L	100	11/17/22 14:22	
EPA 6010	Manganese, Dissolved	361	ug/L	10.0	11/17/22 14:22	
EPA 6010	Molybdenum, Dissolved	67.4	ug/L	10.0	11/17/22 14:22	
EPA 6020	Arsenic	368	ug/L	3.0	11/11/22 11:27	
EPA 903.1	Radium-226	0.413 ± 0.586 (0.993)	pCi/L		11/22/22 15:47	
EPA 904.0	Radium-228	C:NA T:92% 0.944 ± 0.539 (1.00) C:73% T:77%	pCi/L		11/22/22 15:55	
Total Radium Calculation	Total Radium	1.36 ± 1.13 (1.99)	pCi/L		11/28/22 14:08	
SM 2320B	Alkalinity, Total as CaCO3	330	mg/L	10.0	11/08/22 16:48	
SM 2320B	Alkalinity, Bicarbonate (CaCO3)	330	mg/L	10.0	11/08/22 16:48	
SM 2540C	Total Dissolved Solids	1470	mg/L	20.0	11/09/22 11:38	
SM 4500-H+B	pH at 25 Degrees C	7.7	Std. Units	0.10	11/09/22 16:02	H3
EPA 353.2	Nitrogen, Nitrate	0.14	mg/L	0.10	11/04/22 19:54	
EPA 365.1	Phosphate as P04	1.2	mg/L	0.15	11/08/22 22:59	
SM 5310C	Total Organic Carbon	2.2	mg/L	1.0	11/20/22 06:23	
SM 5310C	Dissolved Organic Carbon	2.4	mg/L	1.0	11/19/22 07:06	
50330214002	MW-10D					
EPA 9056	Chloride	282	mg/L	25.0	11/17/22 18:25	
EPA 9056	Fluoride	2.5	mg/L	0.10	11/20/22 05:08	
EPA 9056	Sulfate	454	mg/L	25.0	11/17/22 18:25	
EPA 6010	Barium	25.4	ug/L	10.0	11/17/22 14:09	
EPA 6010	Boron	2680	ug/L	100	11/17/22 14:09	
EPA 6010	Calcium	146000	ug/L	1000	11/17/22 14:09	
EPA 6010	Iron	1490	ug/L	100	11/17/22 14:09	
EPA 6010	Lithium	45.3	ug/L	20.0	11/17/22 14:09	
EPA 6010	Magnesium	52400	ug/L	1000	11/17/22 14:09	
EPA 6010	Manganese	125	ug/L	10.0	11/17/22 14:09	

REPORT OF LABORATORY ANALYSIS

This report shall not be reproduced, except in full,
without the written consent of Pace Analytical Services, LLC.

SUMMARY OF DETECTION

Project: Harding St Profile 1 Report 2

Pace Project No.: 50330214

Lab Sample ID Method	Client Sample ID Parameters	Result	Units	Report Limit	Analyzed	Qualifiers
50330214002	MW-10D					
EPA 6010	Molybdenum	100	ug/L	10.0	11/17/22 14:09	
EPA 6010	Potassium	9760	ug/L	1000	11/17/22 14:09	
EPA 6010	Silica	15200	ug/L	450	11/17/22 14:09	N2
EPA 6010	Sodium	325000	ug/L	5000	11/17/22 16:00	
EPA 6010	Iron, Dissolved	1360	ug/L	100	11/17/22 14:52	
EPA 6010	Manganese, Dissolved	125	ug/L	10.0	11/17/22 14:52	
EPA 6010	Molybdenum, Dissolved	99.7	ug/L	10.0	11/17/22 14:52	
EPA 6020	Arsenic	161	ug/L	1.0	11/11/22 00:18	
EPA 903.1	Radium-226	0.141 ± 0.620 (1.18) C:NA T:95%	pCi/L		11/22/22 15:47	
EPA 904.0	Radium-228	1.07 ± 0.478 (0.795) C:75% T:84%	pCi/L		11/22/22 15:55	
Total Radium Calculation	Total Radium	1.21 ± 1.10 (1.98)	pCi/L		11/28/22 14:08	
SM 2320B	Alkalinity, Total as CaCO3	344	mg/L	10.0	11/08/22 16:48	
SM 2320B	Alkalinity, Bicarbonate (CaCO3)	344	mg/L	10.0	11/08/22 16:48	
SM 2540C	Total Dissolved Solids	1460	mg/L	20.0	11/09/22 11:39	
SM 4500-H+B	pH at 25 Degrees C	7.7	Std. Units	0.10	11/09/22 16:02	H3
EPA 365.1	Phosphate as P04	0.27	mg/L	0.15	11/08/22 23:02	
SM 5310C	Total Organic Carbon	1.9	mg/L	1.0	11/20/22 06:44	
SM 5310C	Dissolved Organic Carbon	2.2	mg/L	2.0	11/19/22 13:48	

REPORT OF LABORATORY ANALYSIS

This report shall not be reproduced, except in full,
without the written consent of Pace Analytical Services, LLC.

ANALYTICAL RESULTS

Project: Harding St Profile 1 Report 2

Pace Project No.: 50330214

Sample: MW-10S		Lab ID: 50330214001		Collected: 11/03/22 15:35	Received: 11/04/22 14:05	Matrix: Water				
Parameters	Results	Units	Report Limit	MDL	DF	Prepared	Analyzed	CAS No.	Qual	
9056 IC Anions		Analytical Method: EPA 9056 Pace Analytical Services - Indianapolis								
Chloride	220	mg/L	25.0	6.7	100		11/17/22 22:10	16887-00-6		
Fluoride	3.0	mg/L	0.10	0.017	1		11/14/22 22:17	16984-48-8		
Sulfate	528	mg/L	25.0	8.5	100		11/17/22 22:10	14808-79-8		
6010 MET ICP		Analytical Method: EPA 6010 Preparation Method: EPA 3010 Pace Analytical Services - Indianapolis								
Aluminum	ND	ug/L	200	54.4	1	11/15/22 08:34	11/17/22 14:00	7429-90-5		
Barium	72.4	ug/L	10.0	1.3	1	11/15/22 08:34	11/17/22 14:00	7440-39-3		
Boron	1740	ug/L	100	61.4	1	11/15/22 08:34	11/17/22 14:00	7440-42-8		
Cadmium	ND	ug/L	2.0	0.48	1	11/15/22 08:34	11/17/22 14:00	7440-43-9		
Calcium	225000	ug/L	2000	177	2	11/15/22 08:34	11/17/22 15:58	7440-70-2		
Chromium	ND	ug/L	10.0	2.4	1	11/15/22 08:34	11/17/22 14:00	7440-47-3		
Iron	860	ug/L	100	48.8	1	11/15/22 08:34	11/17/22 14:00	7439-89-6		
Lead	ND	ug/L	10.0	3.9	1	11/15/22 08:34	11/17/22 14:00	7439-92-1		
Lithium	33.0	ug/L	20.0	6.2	1	11/15/22 08:34	11/17/22 14:00	7439-93-2		
Magnesium	45300	ug/L	1000	43.0	1	11/15/22 08:34	11/17/22 14:00	7439-95-4		
Manganese	374	ug/L	10.0	5.4	1	11/15/22 08:34	11/17/22 14:00	7439-96-5		
Molybdenum	69.6	ug/L	10.0	2.0	1	11/15/22 08:34	11/17/22 14:00	7439-98-7		
Potassium	8410	ug/L	1000	200	1	11/15/22 08:34	11/17/22 14:00	7440-09-7		
Silica	15300	ug/L	450		1	11/15/22 08:34	11/17/22 14:00	7631-86-9	N2	
Sodium	222000	ug/L	2000	568	2	11/15/22 08:34	11/17/22 15:58	7440-23-5		
6010 MET ICP, Dissolved		Analytical Method: EPA 6010 Preparation Method: EPA 3010 Pace Analytical Services - Indianapolis								
Iron, Dissolved	743	ug/L	100	48.8	1	11/14/22 09:11	11/17/22 14:22	7439-89-6		
Manganese, Dissolved	361	ug/L	10.0	5.4	1	11/14/22 09:11	11/17/22 14:22	7439-96-5		
Molybdenum, Dissolved	67.4	ug/L	10.0	2.0	1	11/14/22 09:11	11/17/22 14:22	7439-98-7		
6020 MET ICPMS		Analytical Method: EPA 6020 Preparation Method: EPA 200.2 Pace Analytical Services - Indianapolis								
Antimony	ND	ug/L	1.0	0.075	1	11/09/22 08:20	11/11/22 00:13	7440-36-0		
Arsenic	368	ug/L	3.0	0.52	3	11/09/22 08:20	11/11/22 11:27	7440-38-2		
Cobalt	ND	ug/L	1.0	0.041	1	11/09/22 08:20	11/11/22 00:13	7440-48-4		
Selenium	ND	ug/L	1.0	0.33	1	11/09/22 08:20	11/11/22 00:13	7782-49-2		
2320B Alkalinity		Analytical Method: SM 2320B Pace Analytical Services - Indianapolis								
Alkalinity, Total as CaCO3	330	mg/L	10.0	10.0	1		11/08/22 16:48			
Alkalinity,Bicarbonate (CaCO3)	330	mg/L	10.0	10.0	1		11/08/22 16:48			
Alkalinity,Carbonate (CaCO3)	ND	mg/L	10.0	10.0	1		11/08/22 16:48			
2540C Total Dissolved Solids		Analytical Method: SM 2540C Pace Analytical Services - Indianapolis								
Total Dissolved Solids	1470	mg/L	20.0	20.0	1		11/09/22 11:38			

REPORT OF LABORATORY ANALYSIS

This report shall not be reproduced, except in full,
without the written consent of Pace Analytical Services, LLC.

ANALYTICAL RESULTS

Project: Harding St Profile 1 Report 2

Pace Project No.: 50330214

Sample: MW-10S		Lab ID: 50330214001		Collected: 11/03/22 15:35	Received: 11/04/22 14:05	Matrix: Water				
Parameters	Results	Units	Report Limit	MDL	DF	Prepared	Analyzed	CAS No.	Qual	
4500H+ pH, Electrometric		Analytical Method: SM 4500-H+B Pace Analytical Services - Indianapolis								
pH at 25 Degrees C	7.7	Std. Units	0.10	0.10	1		11/09/22 16:02		H3	
4500S2D Sulfide Water		Analytical Method: SM 4500-S2-D Pace Analytical Services - Indianapolis								
Sulfide	ND	mg/L	0.10	0.025	1		11/10/22 12:54	18496-25-8		
Iron, Ferrous		Analytical Method: HACH 8146 Pace Analytical Services - Indianapolis								
Iron, Ferrous	ND	mg/L	0.20	0.096	1		11/09/22 18:43	15438-31-0	H3,N2	
353.2 Nitrogen, NO2/NO3 unpres		Analytical Method: EPA 353.2 Pace Analytical Services - Indianapolis								
Nitrogen, Nitrate	0.14	mg/L	0.10	0.011	1		11/04/22 19:54	14797-55-8		
Nitrogen, Nitrite	ND	mg/L	0.10	0.0040	1		11/04/22 19:54	14797-65-0		
365.1 Total Phosphorus		Analytical Method: EPA 365.1 Preparation Method: EPA 365.1 Pace Analytical Services - Indianapolis								
Phosphate as P04	1.2	mg/L	0.15	0.15	1	11/06/22 04:00	11/08/22 22:59			
5310C TOC		Analytical Method: SM 5310C Pace Analytical Services - Indianapolis								
Total Organic Carbon	2.2	mg/L	1.0	0.14	1		11/20/22 06:23	7440-44-0		
5310C Dissolved Organic Carbon		Analytical Method: SM 5310C Pace Analytical Services - Indianapolis								
Dissolved Organic Carbon	2.4	mg/L	1.0	0.14	1		11/19/22 07:06			

REPORT OF LABORATORY ANALYSIS

This report shall not be reproduced, except in full,
without the written consent of Pace Analytical Services, LLC.

ANALYTICAL RESULTS

Project: Harding St Profile 1 Report 2

Pace Project No.: 50330214

Sample: MW-10D		Lab ID: 50330214002		Collected: 11/03/22 14:31		Received: 11/04/22 14:05		Matrix: Water	
Parameters	Results	Units	Report Limit	MDL	DF	Prepared	Analyzed	CAS No.	Qual
9056 IC Anions		Analytical Method: EPA 9056 Pace Analytical Services - Indianapolis							
Chloride	282	mg/L	25.0	6.7	100		11/17/22 18:25	16887-00-6	
Fluoride	2.5	mg/L	0.10	0.017	1		11/20/22 05:08	16984-48-8	
Sulfate	454	mg/L	25.0	8.5	100		11/17/22 18:25	14808-79-8	
6010 MET ICP		Analytical Method: EPA 6010 Preparation Method: EPA 3010 Pace Analytical Services - Indianapolis							
Aluminum	ND	ug/L	200	54.4	1	11/15/22 08:34	11/17/22 14:09	7429-90-5	
Barium	25.4	ug/L	10.0	1.3	1	11/15/22 08:34	11/17/22 14:09	7440-39-3	
Boron	2680	ug/L	100	61.4	1	11/15/22 08:34	11/17/22 14:09	7440-42-8	
Cadmium	ND	ug/L	2.0	0.48	1	11/15/22 08:34	11/17/22 14:09	7440-43-9	
Calcium	146000	ug/L	1000	88.4	1	11/15/22 08:34	11/17/22 14:09	7440-70-2	
Chromium	ND	ug/L	10.0	2.4	1	11/15/22 08:34	11/17/22 14:09	7440-47-3	
Iron	1490	ug/L	100	48.8	1	11/15/22 08:34	11/17/22 14:09	7439-89-6	
Lead	ND	ug/L	10.0	3.9	1	11/15/22 08:34	11/17/22 14:09	7439-92-1	
Lithium	45.3	ug/L	20.0	6.2	1	11/15/22 08:34	11/17/22 14:09	7439-93-2	
Magnesium	52400	ug/L	1000	43.0	1	11/15/22 08:34	11/17/22 14:09	7439-95-4	
Manganese	125	ug/L	10.0	5.4	1	11/15/22 08:34	11/17/22 14:09	7439-96-5	
Molybdenum	100	ug/L	10.0	2.0	1	11/15/22 08:34	11/17/22 14:09	7439-98-7	
Potassium	9760	ug/L	1000	200	1	11/15/22 08:34	11/17/22 14:09	7440-09-7	
Silica	15200	ug/L	450		1	11/15/22 08:34	11/17/22 14:09	7631-86-9	N2
Sodium	325000	ug/L	5000	1420	5	11/15/22 08:34	11/17/22 16:00	7440-23-5	
6010 MET ICP, Dissolved		Analytical Method: EPA 6010 Preparation Method: EPA 3010 Pace Analytical Services - Indianapolis							
Iron, Dissolved	1360	ug/L	100	48.8	1	11/14/22 09:11	11/17/22 14:52	7439-89-6	
Manganese, Dissolved	125	ug/L	10.0	5.4	1	11/14/22 09:11	11/17/22 14:52	7439-96-5	
Molybdenum, Dissolved	99.7	ug/L	10.0	2.0	1	11/14/22 09:11	11/17/22 14:52	7439-98-7	
6020 MET ICPMS		Analytical Method: EPA 6020 Preparation Method: EPA 200.2 Pace Analytical Services - Indianapolis							
Antimony	ND	ug/L	1.0	0.075	1	11/09/22 08:20	11/11/22 00:18	7440-36-0	
Arsenic	161	ug/L	1.0	0.17	1	11/09/22 08:20	11/11/22 00:18	7440-38-2	
Cobalt	ND	ug/L	1.0	0.041	1	11/09/22 08:20	11/11/22 00:18	7440-48-4	
Selenium	ND	ug/L	1.0	0.33	1	11/09/22 08:20	11/11/22 00:18	7782-49-2	
2320B Alkalinity		Analytical Method: SM 2320B Pace Analytical Services - Indianapolis							
Alkalinity, Total as CaCO3	344	mg/L	10.0	10.0	1		11/08/22 16:48		
Alkalinity,Bicarbonate (CaCO3)	344	mg/L	10.0	10.0	1		11/08/22 16:48		
Alkalinity,Carbonate (CaCO3)	ND	mg/L	10.0	10.0	1		11/08/22 16:48		
2540C Total Dissolved Solids		Analytical Method: SM 2540C Pace Analytical Services - Indianapolis							
Total Dissolved Solids	1460	mg/L	20.0	20.0	1		11/09/22 11:39		

REPORT OF LABORATORY ANALYSIS

This report shall not be reproduced, except in full,
without the written consent of Pace Analytical Services, LLC.

ANALYTICAL RESULTS

Project: Harding St Profile 1 Report 2

Pace Project No.: 50330214

Sample: MW-10D		Lab ID: 50330214002		Collected: 11/03/22 14:31	Received: 11/04/22 14:05	Matrix: Water				
Parameters	Results	Units	Report Limit	MDL	DF	Prepared	Analyzed	CAS No.	Qual	
4500H+ pH, Electrometric		Analytical Method: SM 4500-H+B Pace Analytical Services - Indianapolis								
pH at 25 Degrees C	7.7	Std. Units	0.10	0.10	1		11/09/22 16:02		H3	
4500S2D Sulfide Water		Analytical Method: SM 4500-S2-D Pace Analytical Services - Indianapolis								
Sulfide	ND	mg/L	0.10	0.025	1		11/10/22 12:54	18496-25-8		
Iron, Ferrous		Analytical Method: HACH 8146 Pace Analytical Services - Indianapolis								
Iron, Ferrous	ND	mg/L	0.20	0.096	1		11/09/22 18:42	15438-31-0	H3,N2	
353.2 Nitrogen, NO2/NO3 unpres		Analytical Method: EPA 353.2 Pace Analytical Services - Indianapolis								
Nitrogen, Nitrate	ND	mg/L	0.10	0.011	1		11/04/22 19:28	14797-55-8		
Nitrogen, Nitrite	ND	mg/L	0.10	0.0040	1		11/04/22 19:28	14797-65-0		
365.1 Total Phosphorus		Analytical Method: EPA 365.1 Preparation Method: EPA 365.1 Pace Analytical Services - Indianapolis								
Phosphate as P04	0.27	mg/L	0.15	0.15	1	11/06/22 05:30	11/08/22 23:02			
5310C TOC		Analytical Method: SM 5310C Pace Analytical Services - Indianapolis								
Total Organic Carbon	1.9	mg/L	1.0	0.14	1		11/20/22 06:44	7440-44-0		
5310C Dissolved Organic Carbon		Analytical Method: SM 5310C Pace Analytical Services - Indianapolis								
Dissolved Organic Carbon	2.2	mg/L	2.0	0.28	2		11/19/22 13:48			

REPORT OF LABORATORY ANALYSIS

This report shall not be reproduced, except in full,
without the written consent of Pace Analytical Services, LLC.

QUALITY CONTROL DATA

Project: Harding St Profile 1 Report 2

Pace Project No.: 50330214

QC Batch: 705185	Analysis Method: EPA 9056
QC Batch Method: EPA 9056	Analysis Description: 9056 IC Anions
	Laboratory: Pace Analytical Services - Indianapolis

Associated Lab Samples: 50330214001

METHOD BLANK: 3241649 Matrix: Water

Associated Lab Samples: 50330214001

Parameter	Units	Blank Result	Reporting Limit	MDL	Analyzed	Qualifiers
Chloride	mg/L	ND	0.25	0.067	11/14/22 09:36	
Fluoride	mg/L	ND	0.10	0.017	11/14/22 09:36	
Sulfate	mg/L	ND	0.25	0.085	11/14/22 09:36	

LABORATORY CONTROL SAMPLE: 3241650

Parameter	Units	Spike Conc.	LCS Result	LCS % Rec	% Rec Limits	Qualifiers
Chloride	mg/L	1.2	1.2	95	80-120	
Fluoride	mg/L	0.5	0.47	95	80-120	
Sulfate	mg/L	2.5	2.6	103	80-120	

MATRIX SPIKE & MATRIX SPIKE DUPLICATE: 3241651 3241652

Parameter	Units	50330190001		3241651		3241652		% Rec	% Rec	% Rec Limits	RPD	Max RPD	Qual
		Result	MS Spike Conc.	MSD Spike Conc.	MS Result	MSD Result	MS % Rec						
Chloride	mg/L	27.8	12.5	12.5	39.0	39.1	89	90	80-120	0	15		
Fluoride	mg/L	ND	0.5	0.5	0.58	0.57	98	98	80-120	0	15		
Sulfate	mg/L	69.1	25	25	89.6	90.3	82	85	80-120	1	15		

Results presented on this page are in the units indicated by the "Units" column except where an alternate unit is presented to the right of the result.

REPORT OF LABORATORY ANALYSIS

This report shall not be reproduced, except in full, without the written consent of Pace Analytical Services, LLC.

QUALITY CONTROL DATA

Project: Harding St Profile 1 Report 2

Pace Project No.: 50330214

QC Batch:	705254	Analysis Method:	EPA 9056
QC Batch Method:	EPA 9056	Analysis Description:	9056 IC Anions
		Laboratory:	Pace Analytical Services - Indianapolis

Associated Lab Samples: 50330214002

METHOD BLANK: 3241967 Matrix: Water

Associated Lab Samples: 50330214002

Parameter	Units	Blank Result	Reporting Limit	MDL	Analyzed	Qualifiers
Chloride	mg/L	ND	0.25	0.067	11/09/22 01:42	
Fluoride	mg/L	ND	0.10	0.017	11/09/22 01:42	
Sulfate	mg/L	ND	0.25	0.085	11/09/22 01:42	

LABORATORY CONTROL SAMPLE: 3241968

Parameter	Units	Spike Conc.	LCS Result	LCS % Rec	% Rec Limits	Qualifiers
Chloride	mg/L	1.2	1.2	94	80-120	
Fluoride	mg/L	0.5	0.46	93	80-120	
Sulfate	mg/L	2.5	2.4	96	80-120	

MATRIX SPIKE & MATRIX SPIKE DUPLICATE: 3241969 3241970

Parameter	Units	50330214002		3241970		MS Result	MSD Result	MS % Rec	MSD % Rec	% Rec Limits	RPD	Max RPD	Qual
		Result	MS Spike Conc.	MSD Spike Conc.	MS Result								
Chloride	mg/L	282	125	125	415	405	107	98	80-120	2	15		
Fluoride	mg/L	2.5	0.5	0.5	3.3	3.3	144	148	80-120	1	15	M0	
Sulfate	mg/L	454	250	250	711	694	103	96	80-120	2	15		

Results presented on this page are in the units indicated by the "Units" column except where an alternate unit is presented to the right of the result.

REPORT OF LABORATORY ANALYSIS

This report shall not be reproduced, except in full, without the written consent of Pace Analytical Services, LLC.

QUALITY CONTROL DATA

Project: Harding St Profile 1 Report 2

Pace Project No.: 50330214

QC Batch: 705357

Analysis Method: EPA 6010

QC Batch Method: EPA 3010

Analysis Description: 6010 MET

Laboratory: Pace Analytical Services - Indianapolis

Associated Lab Samples: 50330214001, 50330214002

METHOD BLANK: 3242405

Matrix: Water

Associated Lab Samples: 50330214001, 50330214002

Parameter	Units	Blank Result	Reporting Limit	MDL	Analyzed	Qualifiers
Aluminum	ug/L	ND	200	54.4	11/17/22 12:48	
Barium	ug/L	ND	10.0	1.3	11/17/22 12:48	
Boron	ug/L	ND	100	61.4	11/17/22 12:48	
Cadmium	ug/L	ND	2.0	0.48	11/17/22 12:48	
Calcium	ug/L	ND	1000	88.4	11/17/22 12:48	
Chromium	ug/L	ND	10.0	2.4	11/17/22 12:48	
Iron	ug/L	ND	100	48.8	11/17/22 12:48	
Lead	ug/L	ND	10.0	3.9	11/17/22 12:48	
Lithium	ug/L	ND	20.0	6.2	11/17/22 12:48	
Magnesium	ug/L	ND	1000	43.0	11/17/22 12:48	
Manganese	ug/L	ND	10.0	5.4	11/17/22 12:48	
Molybdenum	ug/L	ND	10.0	2.0	11/17/22 12:48	
Potassium	ug/L	ND	1000	200	11/17/22 12:48	
Silica	ug/L	ND	450		11/17/22 12:48	N2
Sodium	ug/L	ND	1000	284	11/17/22 12:48	

LABORATORY CONTROL SAMPLE: 3242406

Parameter	Units	Spike Conc.	LCS Result	LCS % Rec	% Rec Limits	Qualifiers
Aluminum	ug/L	10000	10900	109	80-120	
Barium	ug/L	1000	1070	107	80-120	
Boron	ug/L	1000	1060	106	80-120	
Cadmium	ug/L	1000	1080	108	80-120	
Calcium	ug/L	10000	10600	106	80-120	
Chromium	ug/L	1000	1080	108	80-120	
Iron	ug/L	10000	10700	107	80-120	
Lead	ug/L	1000	1060	106	80-120	
Lithium	ug/L	1000	1080	108	80-120	
Magnesium	ug/L	10000	10500	105	80-120	
Manganese	ug/L	1000	1100	110	80-120	
Molybdenum	ug/L	1000	1100	110	80-120	
Potassium	ug/L	10000	11000	110	80-120	
Silica	ug/L	10700	11000	103	80-120	N2
Sodium	ug/L	10000	10600	106	80-120	

Results presented on this page are in the units indicated by the "Units" column except where an alternate unit is presented to the right of the result.

REPORT OF LABORATORY ANALYSIS

This report shall not be reproduced, except in full,
without the written consent of Pace Analytical Services, LLC.

QUALITY CONTROL DATA

Project: Harding St Profile 1 Report 2

Pace Project No.: 50330214

MATRIX SPIKE & MATRIX SPIKE DUPLICATE: 3242407												3242408	
Parameter	Units	50330212008		MS	MSD	MS		MSD		% Rec Limits	RPD	Max RPD	Qual
		Result	Conc.	Spike Conc.	Spike Conc.	Result	Result	% Rec	% Rec				
Aluminum	ug/L	113000	10000	10000	126000	126000	133	129	75-125	0	20	P6	
Barium	ug/L	10.8	1000	1000	911	887	90	88	75-125	3	20		
Boron	ug/L	138	1000	1000	1020	1000	88	87	75-125	2	20		
Cadmium	ug/L	5.3	1000	1000	953	927	95	92	75-125	3	20		
Calcium	ug/L	260000	10000	10000	272000	277000	120	164	75-125	2	20	E,P6	
Chromium	ug/L	4.1	1000	1000	914	890	91	89	75-125	3	20		
Iron	ug/L	4720	10000	10000	13400	13200	87	85	75-125	1	20		
Lead	ug/L	5.8	1000	1000	841	819	84	81	75-125	3	20		
Lithium	ug/L	687	1000	1000	1680	1650	99	96	75-125	2	20		
Magnesium	ug/L	243000	10000	10000	257000	258000	144	148	75-125	0	20	P6	
Manganese	ug/L	45600	1000	1000	46900	47600	127	202	75-125	2	20	E,P6	
Molybdenum	ug/L	ND	1000	1000	904	880	90	88	75-125	3	20		
Potassium	ug/L	6470	10000	10000	16200	16000	97	95	75-125	1	20		
Silica	ug/L	51000	10700	10700	62900	62200	111	104	75-125	1	20	N2	
Sodium	ug/L	13700	10000	10000	22900	22700	92	91	75-125	1	20		

Results presented on this page are in the units indicated by the "Units" column except where an alternate unit is presented to the right of the result.

REPORT OF LABORATORY ANALYSIS

This report shall not be reproduced, except in full,
without the written consent of Pace Analytical Services, LLC.

QUALITY CONTROL DATA

Project: Harding St Profile 1 Report 2

Pace Project No.: 50330214

QC Batch: 705275

Analysis Method: EPA 6010

QC Batch Method: EPA 3010

Analysis Description: 6010 MET Dissolved

Laboratory: Pace Analytical Services - Indianapolis

Associated Lab Samples: 50330214001, 50330214002

METHOD BLANK: 3242035

Matrix: Water

Associated Lab Samples: 50330214001, 50330214002

Parameter	Units	Blank Result	Reporting Limit	MDL	Analyzed	Qualifiers
Iron, Dissolved	ug/L	ND	100	48.8	11/17/22 14:17	
Manganese, Dissolved	ug/L	ND	10.0	5.4	11/17/22 14:17	
Molybdenum, Dissolved	ug/L	ND	10.0	2.0	11/17/22 14:17	

LABORATORY CONTROL SAMPLE: 3242036

Parameter	Units	Spike Conc.	LCS Result	LCS % Rec	% Rec Limits	Qualifiers
Iron, Dissolved	ug/L	10000	10400	104	80-120	
Manganese, Dissolved	ug/L	1000	1060	106	80-120	
Molybdenum, Dissolved	ug/L	1000	1060	106	80-120	

MATRIX SPIKE & MATRIX SPIKE DUPLICATE: 3242037 3242038

Parameter	Units	50330214001		3242037		3242038		% Rec Limits	RPD	Max RPD	Qual
		Result	MS Spike Conc.	MSD Spike Conc.	MS Result	MSD Result	MS % Rec				
Iron, Dissolved	ug/L	743	10000	10000	10900	11000	102	102	75-125	0	20
Manganese, Dissolved	ug/L	361	1000	1000	1400	1400	104	104	75-125	0	20
Molybdenum, Dissolved	ug/L	67.4	1000	1000	1150	1140	108	108	75-125	1	20

Results presented on this page are in the units indicated by the "Units" column except where an alternate unit is presented to the right of the result.

REPORT OF LABORATORY ANALYSIS

This report shall not be reproduced, except in full,
without the written consent of Pace Analytical Services, LLC.

QUALITY CONTROL DATA

Project: Harding St Profile 1 Report 2
Pace Project No.: 50330214

QC Batch: 705105 Analysis Method: EPA 6020
QC Batch Method: EPA 200.2 Analysis Description: 6020 MET
Laboratory: Pace Analytical Services - Indianapolis
Associated Lab Samples: 50330214001, 50330214002

METHOD BLANK: 3241288 Matrix: Water
Associated Lab Samples: 50330214001, 50330214002

Parameter	Units	Blank Result	Reporting Limit	MDL	Analyzed	Qualifiers
Antimony	ug/L	ND	1.0	0.075	11/10/22 14:40	
Arsenic	ug/L	ND	1.0	0.17	11/10/22 14:40	
Cobalt	ug/L	ND	1.0	0.041	11/10/22 14:40	
Selenium	ug/L	ND	1.0	0.33	11/10/22 14:40	

LABORATORY CONTROL SAMPLE: 3241289

Parameter	Units	Spike Conc.	LCS Result	LCS % Rec	% Rec Limits	Qualifiers
Antimony	ug/L	40	41.6	104	80-120	
Arsenic	ug/L	40	38.8	97	80-120	
Cobalt	ug/L	40	40.2	100	80-120	
Selenium	ug/L	40	39.3	98	80-120	

MATRIX SPIKE & MATRIX SPIKE DUPLICATE: 3241290 3241291

Parameter	Units	50330196014 Result	MS		MSD		MS % Rec	MSD % Rec	% Rec Limits	RPD	Max RPD	Qual
			Spike Conc.	MS Spike Conc.	MSD Spike Conc.	MS Result						
Antimony	ug/L	ND	40	40	42.1	40.4	105	101	75-125	4	20	
Arsenic	ug/L	1.0J	40	40	41.4	40.0	101	98	75-125	3	20	
Cobalt	ug/L	0.52J	40	40	41.3	39.4	102	97	75-125	5	20	
Selenium	ug/L	ND	40	40	41.4	42.3	103	105	75-125	2	20	

Results presented on this page are in the units indicated by the "Units" column except where an alternate unit is presented to the right of the result.

REPORT OF LABORATORY ANALYSIS

This report shall not be reproduced, except in full,
without the written consent of Pace Analytical Services, LLC.

QUALITY CONTROL DATA

Project: Harding St Profile 1 Report 2

Pace Project No.: 50330214

QC Batch: 704975

Analysis Method: SM 2320B

QC Batch Method: SM 2320B

Analysis Description: 2320B Alkalinity

Laboratory: Pace Analytical Services - Indianapolis

Associated Lab Samples: 50330214001, 50330214002

METHOD BLANK: 3240743

Matrix: Water

Associated Lab Samples: 50330214001, 50330214002

Parameter	Units	Blank Result	Reporting Limit	MDL	Analyzed	Qualifiers
Alkalinity, Total as CaCO ₃	mg/L	ND	10.0	10.0	11/08/22 16:48	
Alkalinity,Bicarbonate (CaCO ₃)	mg/L	ND	10.0	10.0	11/08/22 16:48	
Alkalinity,Carbonate (CaCO ₃)	mg/L	ND	10.0	10.0	11/08/22 16:48	

LABORATORY CONTROL SAMPLE: 3240744

Parameter	Units	Spike Conc.	LCS Result	LCS % Rec	% Rec Limits	Qualifiers
Alkalinity, Total as CaCO ₃	mg/L	50	46.5	93	90-110	

SAMPLE DUPLICATE: 3240745

Parameter	Units	50330188001 Result	Dup Result	RPD	Max RPD	Qualifiers
Alkalinity, Total as CaCO ₃	mg/L	766	784	2	20	
Alkalinity,Bicarbonate (CaCO ₃)	mg/L	766	784	2	20	
Alkalinity,Carbonate (CaCO ₃)	mg/L	ND	ND		20	

SAMPLE DUPLICATE: 3240746

Parameter	Units	50330190001 Result	Dup Result	RPD	Max RPD	Qualifiers
Alkalinity, Total as CaCO ₃	mg/L	323	331	2	20	
Alkalinity,Bicarbonate (CaCO ₃)	mg/L	323	331	2	20	
Alkalinity,Carbonate (CaCO ₃)	mg/L	ND	ND		20	

Results presented on this page are in the units indicated by the "Units" column except where an alternate unit is presented to the right of the result.

REPORT OF LABORATORY ANALYSIS

This report shall not be reproduced, except in full,
without the written consent of Pace Analytical Services, LLC.

QUALITY CONTROL DATA

Project: Harding St Profile 1 Report 2

Pace Project No.: 50330214

QC Batch: 705156

Analysis Method: SM 2540C

QC Batch Method: SM 2540C

Analysis Description: 2540C Total Dissolved Solids

Laboratory: Pace Analytical Services - Indianapolis

Associated Lab Samples: 50330214001, 50330214002

METHOD BLANK: 3241559

Matrix: Water

Associated Lab Samples: 50330214001, 50330214002

Parameter	Units	Blank Result	Reporting Limit	MDL	Analyzed	Qualifiers
Total Dissolved Solids	mg/L	ND	10.0	10.0	11/09/22 11:32	

LABORATORY CONTROL SAMPLE: 3241560

Parameter	Units	Spike Conc.	LCS Result	LCS % Rec	% Rec Limits	Qualifiers
Total Dissolved Solids	mg/L	300	286	95	80-120	

SAMPLE DUPLICATE: 3241562

Parameter	Units	50330282002 Result	Dup Result	RPD	Max RPD	Qualifiers
Total Dissolved Solids	mg/L	916	916	0	10	

SAMPLE DUPLICATE: 3241592

Parameter	Units	50330213002 Result	Dup Result	RPD	Max RPD	Qualifiers
Total Dissolved Solids	mg/L	1420	1410	0	10	

Results presented on this page are in the units indicated by the "Units" column except where an alternate unit is presented to the right of the result.

REPORT OF LABORATORY ANALYSIS

This report shall not be reproduced, except in full,
without the written consent of Pace Analytical Services, LLC.

QUALITY CONTROL DATA

Project: Harding St Profile 1 Report 2

Pace Project No.: 50330214

QC Batch: 705337

Analysis Method: SM 4500-H+B

QC Batch Method: SM 4500-H+B

Analysis Description: 4500H+B pH

Laboratory: Pace Analytical Services - Indianapolis

Associated Lab Samples: 50330214001, 50330214002

SAMPLE DUPLICATE: 3242332

Parameter	Units	50330213001 Result	Dup Result	RPD	Max RPD	Qualifiers
pH at 25 Degrees C	Std. Units	7.4	7.4	0	2	H3

SAMPLE DUPLICATE: 3242333

Parameter	Units	50330306003 Result	Dup Result	RPD	Max RPD	Qualifiers
pH at 25 Degrees C	Std. Units	6.2	6.2	1	2	H3

Results presented on this page are in the units indicated by the "Units" column except where an alternate unit is presented to the right of the result.

REPORT OF LABORATORY ANALYSIS

This report shall not be reproduced, except in full,
without the written consent of Pace Analytical Services, LLC.

QUALITY CONTROL DATA

Project: Harding St Profile 1 Report 2

Pace Project No.: 50330214

QC Batch: 705553	Analysis Method: SM 4500-S2-D
QC Batch Method: SM 4500-S2-D	Analysis Description: 4500S2D Sulfide Water
	Laboratory: Pace Analytical Services - Indianapolis

Associated Lab Samples: 50330214001, 50330214002

METHOD BLANK: 3243383 Matrix: Water

Associated Lab Samples: 50330214001, 50330214002

Parameter	Units	Blank Result	Reporting Limit	MDL	Analyzed	Qualifiers
Sulfide	mg/L	ND	0.10	0.025	11/10/22 12:54	

LABORATORY CONTROL SAMPLE: 3243384

Parameter	Units	Spike Conc.	LCS Result	LCS % Rec	% Rec Limits	Qualifiers
Sulfide	mg/L	0.5	0.47	94	90-110	

MATRIX SPIKE & MATRIX SPIKE DUPLICATE: 3243385 3243386

Parameter	Units	50330154004		3243385		3243386		% Rec Limits	RPD	Max RPD	Qual
		MS Result	MSD Spike Conc.	MS Result	MSD Spike Conc.	MS Result	MSD Result				
Sulfide	mg/L	ND	0.5	0.5	0.51	0.50	98	96	90-110	3	20

MATRIX SPIKE SAMPLE: 3243387

Parameter	Units	50330213001 Result	Spike Conc.	MS Result	MS % Rec	% Rec Limits	Qualifiers
Sulfide	mg/L	ND	0.5	0.40	81	90-110	M0

Results presented on this page are in the units indicated by the "Units" column except where an alternate unit is presented to the right of the result.

REPORT OF LABORATORY ANALYSIS

This report shall not be reproduced, except in full,
without the written consent of Pace Analytical Services, LLC.

QUALITY CONTROL DATA

Project: Harding St Profile 1 Report 2

Pace Project No.: 50330214

QC Batch: 705422

Analysis Method: HACH 8146

QC Batch Method: HACH 8146

Analysis Description: Iron, Ferrous

Laboratory: Pace Analytical Services - Indianapolis

Associated Lab Samples: 50330214001, 50330214002

METHOD BLANK: 3242723

Matrix: Water

Associated Lab Samples: 50330214001, 50330214002

Parameter	Units	Blank Result	Reporting Limit	MDL	Analyzed	Qualifiers
Iron, Ferrous	mg/L	ND	0.20	0.096	11/09/22 18:40	H3,N2

LABORATORY CONTROL SAMPLE: 3242724

Parameter	Units	Spike Conc.	LCS Result	LCS % Rec	% Rec Limits	Qualifiers
Iron, Ferrous	mg/L	1	1.0	100	90-110	H3,N2

MATRIX SPIKE & MATRIX SPIKE DUPLICATE: 3242725 3242726

Parameter	Units	50330190001		3242725		3242726		% Rec	% Rec	% Rec Limits	RPD	Max RPD	Qual
		Result	MS Spike Conc.	MSD Spike Conc.	MS Result	MSD Result	MS % Rec						
Iron, Ferrous	mg/L	ND	1	1	0.95	0.96	95	96	90-110	0	20	H3,N2	

MATRIX SPIKE & MATRIX SPIKE DUPLICATE: 3242727 3242728

Parameter	Units	50330308002		3242727		3242728		% Rec	% Rec	% Rec Limits	RPD	Max RPD	Qual
		Result	MS Spike Conc.	MSD Spike Conc.	MS Result	MSD Result	MS % Rec						
Iron, Ferrous	mg/L	4.1	25	25	28.5	29.0	98	100	90-110	2	20	H3,N2	

Results presented on this page are in the units indicated by the "Units" column except where an alternate unit is presented to the right of the result.

REPORT OF LABORATORY ANALYSIS

This report shall not be reproduced, except in full,
without the written consent of Pace Analytical Services, LLC.

QUALITY CONTROL DATA

Project: Harding St Profile 1 Report 2

Pace Project No.: 50330214

QC Batch: 704564

Analysis Method: EPA 353.2

QC Batch Method: EPA 353.2

Analysis Description: 353.2 Nitrate + Nitrite, Unpres.

Laboratory: Pace Analytical Services - Indianapolis

Associated Lab Samples: 50330214001, 50330214002

METHOD BLANK: 3239090

Matrix: Water

Associated Lab Samples: 50330214001, 50330214002

Parameter	Units	Blank Result	Reporting Limit	MDL	Analyzed	Qualifiers
Nitrogen, Nitrate	mg/L	ND	0.10	0.011	11/04/22 19:11	
Nitrogen, Nitrite	mg/L	ND	0.10	0.0040	11/04/22 19:11	

LABORATORY CONTROL SAMPLE: 3239091

Parameter	Units	Spike Conc.	LCS Result	LCS % Rec	% Rec Limits	Qualifiers
Nitrogen, Nitrate	mg/L	1	0.98	98	90-110	
Nitrogen, Nitrite	mg/L	1	1.0	105	90-110	

MATRIX SPIKE & MATRIX SPIKE DUPLICATE: 3239092 3239093

Parameter	Units	50330190001		3239092		3239093		% Rec Limits	RPD	Max RPD	Qual
		MS Spike Conc.	MSD Spike Conc.	MS Result	MSD Result	MS % Rec	MSD % Rec				
Nitrogen, Nitrate	mg/L	ND	1	1	0.97	0.97	96	96	90-110	0	20
Nitrogen, Nitrite	mg/L	ND	1	1	1.0	1.0	103	103	90-110	0	20

MATRIX SPIKE SAMPLE: 3239199

Parameter	Units	50330213004 Result	Spike Conc.	MS Result	MS % Rec	% Rec Limits	Qualifiers
Nitrogen, Nitrate	mg/L		0.15	1	1.2	103	90-110
Nitrogen, Nitrite	mg/L		ND	1	1.0	105	90-110

Results presented on this page are in the units indicated by the "Units" column except where an alternate unit is presented to the right of the result.

REPORT OF LABORATORY ANALYSIS

This report shall not be reproduced, except in full,
without the written consent of Pace Analytical Services, LLC.

QUALITY CONTROL DATA

Project: Harding St Profile 1 Report 2

Pace Project No.: 50330214

QC Batch: 704654

Analysis Method: EPA 365.1

QC Batch Method: EPA 365.1

Analysis Description: 365.1 Total Phosphorus

Laboratory: Pace Analytical Services - Indianapolis

Associated Lab Samples: 50330214001

METHOD BLANK: 3239748

Matrix: Water

Associated Lab Samples: 50330214001

Parameter	Units	Blank Result	Reporting Limit	MDL	Analyzed	Qualifiers
Phosphate as P04	mg/L	ND	0.15	0.15	11/08/22 22:50	

LABORATORY CONTROL SAMPLE: 3239749

Parameter	Units	Spike Conc.	LCS Result	LCS % Rec	% Rec Limits	Qualifiers
Phosphate as P04	mg/L		1.4			

MATRIX SPIKE & MATRIX SPIKE DUPLICATE: 3239750 3239751

Parameter	Units	50330213001		MS		MSD		% Rec Limits	RPD	Max RPD	Qual
		Result	MS Spike Conc.	MS Result	MSD Spike Conc.	MSD Result	MSD % Rec				
Phosphate as P04	mg/L	0.16		1.5	1.6				4		

Results presented on this page are in the units indicated by the "Units" column except where an alternate unit is presented to the right of the result.

REPORT OF LABORATORY ANALYSIS

This report shall not be reproduced, except in full,
without the written consent of Pace Analytical Services, LLC.

QUALITY CONTROL DATA

Project: Harding St Profile 1 Report 2

Pace Project No.: 50330214

QC Batch: 704655

Analysis Method: EPA 365.1

QC Batch Method: EPA 365.1

Analysis Description: 365.1 Total Phosphorus

Laboratory: Pace Analytical Services - Indianapolis

Associated Lab Samples: 50330214002

METHOD BLANK: 3239752

Matrix: Water

Associated Lab Samples: 50330214002

Parameter	Units	Blank Result	Reporting Limit	MDL	Analyzed	Qualifiers
Phosphate as P04	mg/L	ND	0.15	0.15	11/08/22 22:59	

LABORATORY CONTROL SAMPLE: 3239753

Parameter	Units	Spike Conc.	LCS Result	LCS % Rec	% Rec Limits	Qualifiers
Phosphate as P04	mg/L		1.4			

MATRIX SPIKE & MATRIX SPIKE DUPLICATE: 3239754 3239755

Parameter	Units	50330214002		3239755		% Rec	% Rec	% Rec Limits	RPD	Max RPD	Qual
		MS Result	MSD Spike Conc.	MS Result	MSD Spike Conc.						
Phosphate as P04	mg/L	0.27		1.8	1.7				1		

MATRIX SPIKE SAMPLE: 3239756

Parameter	Units	50330293001 Result	Spike Conc.	MS Result	MS % Rec	% Rec Limits	Qualifiers
Phosphate as P04	mg/L		0.50	1.8			

Results presented on this page are in the units indicated by the "Units" column except where an alternate unit is presented to the right of the result.

REPORT OF LABORATORY ANALYSIS

This report shall not be reproduced, except in full,
without the written consent of Pace Analytical Services, LLC.

QUALITY CONTROL DATA

Project: Harding St Profile 1 Report 2

Pace Project No.: 50330214

QC Batch: 707010

Analysis Method: SM 5310C

QC Batch Method: SM 5310C

Analysis Description: 5310C Total Organic Carbon

Laboratory: Pace Analytical Services - Indianapolis

Associated Lab Samples: 50330214001, 50330214002

METHOD BLANK: 3250092

Matrix: Water

Associated Lab Samples: 50330214001, 50330214002

Parameter	Units	Blank Result	Reporting Limit	MDL	Analyzed	Qualifiers
Total Organic Carbon	mg/L	ND	1.0	0.14	11/20/22 03:12	

LABORATORY CONTROL SAMPLE: 3250093

Parameter	Units	Spike Conc.	LCS Result	LCS % Rec	% Rec Limits	Qualifiers
Total Organic Carbon	mg/L	10	9.9	99	90-110	

MATRIX SPIKE & MATRIX SPIKE DUPLICATE: 3250094 3250095

Parameter	Units	50330213004		3250094		3250095		% Rec Limits	RPD	Max RPD	Qual	
		MS Result	MSD Spike Conc.	MS Result	MSD Spike Conc.	MS Result	MSD Spike Conc.					
Total Organic Carbon	mg/L	1.1	10	10	10	11.0	11.1	99	100	80-120	1	20

MATRIX SPIKE SAMPLE: 3250096

Parameter	Units	50330213005 Result	Spike Conc.	MS Result	MS % Rec	% Rec Limits	Qualifiers
Total Organic Carbon	mg/L	3.4	10	13.4	99	80-120	

Results presented on this page are in the units indicated by the "Units" column except where an alternate unit is presented to the right of the result.

REPORT OF LABORATORY ANALYSIS

This report shall not be reproduced, except in full, without the written consent of Pace Analytical Services, LLC.

QUALITY CONTROL DATA

Project: Harding St Profile 1 Report 2

Pace Project No.: 50330214

QC Batch: 706915

Analysis Method: SM 5310C

QC Batch Method: SM 5310C

Analysis Description: 5310C Dissolved Organic Carbon

Laboratory: Pace Analytical Services - Indianapolis

Associated Lab Samples: 50330214001, 50330214002

METHOD BLANK: 3249560

Matrix: Water

Associated Lab Samples: 50330214001, 50330214002

Parameter	Units	Blank Result	Reporting Limit	MDL	Analyzed	Qualifiers
Dissolved Organic Carbon	mg/L	ND	1.0	0.14	11/19/22 04:47	

LABORATORY CONTROL SAMPLE: 3249561

Parameter	Units	Spike Conc.	LCS Result	LCS % Rec	% Rec Limits	Qualifiers
Dissolved Organic Carbon	mg/L	10	9.8	98	90-110	

MATRIX SPIKE & MATRIX SPIKE DUPLICATE: 3249562 3249563

Parameter	Units	3249562		3249563		MS % Rec	MSD % Rec	% Rec Limits	RPD	Max RPD	Qual	
		50330213005 Result	MS Spike Conc.	MSD Spike Conc.	MS Result							MSD Result
Dissolved Organic Carbon	mg/L	4.1	10	10	13.8	13.9	97	98	80-120	1	20	

Results presented on this page are in the units indicated by the "Units" column except where an alternate unit is presented to the right of the result.

REPORT OF LABORATORY ANALYSIS

This report shall not be reproduced, except in full,
without the written consent of Pace Analytical Services, LLC.

ANALYTICAL RESULTS - RADIOCHEMISTRY

Project: Harding St Profile 1 Report 2

Pace Project No.: 50330214

Sample: MW-10S **Lab ID: 50330214001** Collected: 11/03/22 15:35 Received: 11/04/22 14:05 Matrix: Water
PWS: Site ID: Sample Type:

Parameters	Method	Act ± Unc (MDC) Carr Trac	Units	Analyzed	CAS No.	Qual
	Pace Analytical Services - Greensburg					
Radium-226	EPA 903.1	0.413 ± 0.586 (0.993) C:NA T:92%	pCi/L	11/22/22 15:47	13982-63-3	
	Pace Analytical Services - Greensburg					
Radium-228	EPA 904.0	0.944 ± 0.539 (1.00) C:73% T:77%	pCi/L	11/22/22 15:55	15262-20-1	
	Pace Analytical Services - Greensburg					
Total Radium	Total Radium Calculation	1.36 ± 1.13 (1.99)	pCi/L	11/28/22 14:08	7440-14-4	

REPORT OF LABORATORY ANALYSIS

This report shall not be reproduced, except in full,
without the written consent of Pace Analytical Services, LLC.

ANALYTICAL RESULTS - RADIOCHEMISTRY

Project: Harding St Profile 1 Report 2

Pace Project No.: 50330214

Sample: MW-10D **Lab ID: 50330214002** Collected: 11/03/22 14:31 Received: 11/04/22 14:05 Matrix: Water
PWS: Site ID: Sample Type:

Parameters	Method	Act ± Unc (MDC) Carr Trac	Units	Analyzed	CAS No.	Qual
	Pace Analytical Services - Greensburg					
Radium-226	EPA 903.1	0.141 ± 0.620 (1.18) C:NA T:95%	pCi/L	11/22/22 15:47	13982-63-3	
	Pace Analytical Services - Greensburg					
Radium-228	EPA 904.0	1.07 ± 0.478 (0.795) C:75% T:84%	pCi/L	11/22/22 15:55	15262-20-1	
	Pace Analytical Services - Greensburg					
Total Radium	Total Radium Calculation	1.21 ± 1.10 (1.98)	pCi/L	11/28/22 14:08	7440-14-4	

REPORT OF LABORATORY ANALYSIS

This report shall not be reproduced, except in full,
without the written consent of Pace Analytical Services, LLC.

QUALITY CONTROL - RADIOCHEMISTRY

Project: Harding St Profile 1 Report 2

Pace Project No.: 50330214

QC Batch: 545726

Analysis Method: EPA 904.0

QC Batch Method: EPA 904.0

Analysis Description: 904.0 Radium 228

Laboratory: Pace Analytical Services - Greensburg

Associated Lab Samples: 50330214001, 50330214002

METHOD BLANK: 2649659

Matrix: Water

Associated Lab Samples: 50330214001, 50330214002

Parameter	Act ± Unc (MDC) Carr Trac	Units	Analyzed	Qualifiers
Radium-228	0.533 ± 0.403 (0.780) C:70% T:76%	pCi/L	11/22/22 15:53	

Results presented on this page are in the units indicated by the "Units" column except where an alternate unit is presented to the right of the result.

REPORT OF LABORATORY ANALYSIS

This report shall not be reproduced, except in full,
without the written consent of Pace Analytical Services, LLC.

QUALITY CONTROL - RADIOCHEMISTRY

Project: Harding St Profile 1 Report 2

Pace Project No.: 50330214

QC Batch: 545725

Analysis Method: EPA 903.1

QC Batch Method: EPA 903.1

Analysis Description: 903.1 Radium-226

Laboratory: Pace Analytical Services - Greensburg

Associated Lab Samples: 50330214001, 50330214002

METHOD BLANK: 2649658

Matrix: Water

Associated Lab Samples: 50330214001, 50330214002

Parameter	Act ± Unc (MDC) Carr Trac	Units	Analyzed	Qualifiers
Radium-226	0.000 ± 0.304 (0.681) C:NA T:82%	pCi/L	11/22/22 15:33	

Results presented on this page are in the units indicated by the "Units" column except where an alternate unit is presented to the right of the result.

REPORT OF LABORATORY ANALYSIS

This report shall not be reproduced, except in full,
without the written consent of Pace Analytical Services, LLC.

QUALIFIERS

Project: Harding St Profile 1 Report 2

Pace Project No.: 50330214

DEFINITIONS

DF - Dilution Factor, if reported, represents the factor applied to the reported data due to dilution of the sample aliquot.

ND - Not Detected at or above adjusted reporting limit.

TNTC - Too Numerous To Count

J - Estimated concentration above the adjusted method detection limit and below the adjusted reporting limit.

MDL - Adjusted Method Detection Limit.

PQL - Practical Quantitation Limit.

RL - Reporting Limit - The lowest concentration value that meets project requirements for quantitative data with known precision and bias for a specific analyte in a specific matrix.

S - Surrogate

1,2-Diphenylhydrazine decomposes to and cannot be separated from Azobenzene using Method 8270. The result for each analyte is a combined concentration.

Consistent with EPA guidelines, unrounded data are displayed and have been used to calculate % recovery and RPD values.

LCS(D) - Laboratory Control Sample (Duplicate)

MS(D) - Matrix Spike (Duplicate)

DUP - Sample Duplicate

RPD - Relative Percent Difference

NC - Not Calculable.

SG - Silica Gel - Clean-Up

U - Indicates the compound was analyzed for, but not detected.

N-Nitrosodiphenylamine decomposes and cannot be separated from Diphenylamine using Method 8270. The result reported for each analyte is a combined concentration.

Reported results are not rounded until the final step prior to reporting. Therefore, calculated parameters that are typically reported as "Total" may vary slightly from the sum of the reported component parameters.

Act - Activity

Unc - Uncertainty: SDWA = 1.96 sigma count uncertainty, all other matrices = Expanded Uncertainty (95% confidence interval).

Gamma Spec = Expanded Uncertainty (95.4% Confidence Interval)

(MDC) - Minimum Detectable Concentration

Trac - Tracer Recovery (%)

Carr - Carrier Recovery (%)

Pace Analytical is TNI accredited. Contact your Pace PM for the current list of accredited analytes.

TNI - The NELAC Institute.

ANALYTE QUALIFIERS

E Analyte concentration exceeded the calibration range. The reported result is estimated.

H3 Sample was received or analysis requested beyond the recognized method holding time.

M0 Matrix spike recovery and/or matrix spike duplicate recovery was outside laboratory control limits.

N2 The lab does not hold NELAC/TNI accreditation for this parameter but other accreditations/certifications may apply. A complete list of accreditations/certifications is available upon request.

P6 Matrix spike recovery was outside laboratory control limits due to a parent sample concentration notably higher than the spike level.

REPORT OF LABORATORY ANALYSIS

This report shall not be reproduced, except in full,
without the written consent of Pace Analytical Services, LLC.

QUALITY CONTROL DATA CROSS REFERENCE TABLE

Project: Harding St Profile 1 Report 2
Pace Project No.: 50330214

Lab ID	Sample ID	QC Batch Method	QC Batch	Analytical Method	Analytical Batch
50330214001	MW-10S	EPA 9056	705185		
50330214002	MW-10D	EPA 9056	705254		
50330214001	MW-10S	EPA 3010	705357	EPA 6010	706943
50330214002	MW-10D	EPA 3010	705357	EPA 6010	706943
50330214001	MW-10S	EPA 3010	705275	EPA 6010	706971
50330214002	MW-10D	EPA 3010	705275	EPA 6010	706971
50330214001	MW-10S	EPA 200.2	705105	EPA 6020	705321
50330214002	MW-10D	EPA 200.2	705105	EPA 6020	705321
50330214001	MW-10S	EPA 903.1	545725		
50330214002	MW-10D	EPA 903.1	545725		
50330214001	MW-10S	EPA 904.0	545726		
50330214002	MW-10D	EPA 904.0	545726		
50330214001	MW-10S	Total Radium Calculation	549826		
50330214002	MW-10D	Total Radium Calculation	549826		
50330214001	MW-10S	SM 2320B	704975		
50330214002	MW-10D	SM 2320B	704975		
50330214001	MW-10S	SM 2540C	705156		
50330214002	MW-10D	SM 2540C	705156		
50330214001	MW-10S	SM 4500-H+B	705337		
50330214002	MW-10D	SM 4500-H+B	705337		
50330214001	MW-10S	SM 4500-S2-D	705553		
50330214002	MW-10D	SM 4500-S2-D	705553		
50330214001	MW-10S	HACH 8146	705422		
50330214002	MW-10D	HACH 8146	705422		
50330214001	MW-10S	EPA 353.2	704564		
50330214002	MW-10D	EPA 353.2	704564		
50330214001	MW-10S	EPA 365.1	704654	EPA 365.1	705398
50330214002	MW-10D	EPA 365.1	704655	EPA 365.1	705399
50330214001	MW-10S	SM 5310C	707010		
50330214002	MW-10D	SM 5310C	707010		
50330214001	MW-10S	SM 5310C	706915		
50330214002	MW-10D	SM 5310C	706915		

REPORT OF LABORATORY ANALYSIS

This report shall not be reproduced, except in full,
without the written consent of Pace Analytical Services, LLC.



SAMPLE CONDITION UPON RECEIPT FORM

Date/Time and Initials of person examining contents: DMP 11/04/22 16:41

1. Courier: FED EX UPS CLIENT PACE USPS OTHER

2. Custody Seal on Cooler/Box Present: Yes No
 (If yes)Seals Intact: Yes No (leave blank if no seals were present)

3. Thermometer: 1 2 3 4 5 6 A B C D E F

4. Cooler Temperature(s): 0.5°/0.6° 1.0°/1.1° 1.4°/1.5° 0.1°/0.2°
 (Initial/Corrected) RECORD TEMPS OF ALL COOLERS RECEIVED (use Comments below to add more)

5. Packing Material: Bubble Wrap Bubble Bags
 None Other Plastic Bags

6. Ice Type: Wet Blue None

7. If temp. is over 6°C or under 0°C, was the PM notified?: Yes No
 Cooler temp should be above freezing to 6°C

All discrepancies will be written out in the comments section below.

	Yes	No		Yes	No	N/A
USDA Regulated Soils? (HI, ID, NY, WA, OR, CA, NM, TX, OK, AR, LA, TN, AL, MS, NC, SC, GA, FL, or Puerto Rico)		<input checked="" type="checkbox"/>	All containers needing acid/base preservation have been pH CHECKED? Exceptions: VOA, coliform, LLHg, O&G, RAD CHEM, and any container with a septum cap or preserved with HCl			
Short Hold Time Analysis (48 hours or less)? Analysis: <u>NO₃</u>	<input checked="" type="checkbox"/>		Circle: <u>NO₃</u> (<2) <u>H₂SO₄</u> (<2) <u>NaOH</u> (>10) <u>NaOH/ZnAc</u> (>9) Any non-conformance to pH recommendations will be noted on the container count form	<input checked="" type="checkbox"/>		
Time 5035A TC placed in Freezer or Short Holds To Lab Time: <u>17:25</u>			Residual Chlorine Check (SVOC 625 Pest/PCB 608)	<u>Present</u>	<u>Absent</u>	<u>N/A</u>
Rush TAT Requested (4 days or less):		<input checked="" type="checkbox"/>	Residual Chlorine Check (Total/Amenable/Free Cyanide)			<input checked="" type="checkbox"/>
Custody Signatures Present?	<input checked="" type="checkbox"/>	<input checked="" type="checkbox"/> <u>DMP 11/04/22</u>	Headspace Wisconsin Sulfide?			<input checked="" type="checkbox"/>
Containers Intact?:	<input checked="" type="checkbox"/>		Headspace in VOA Vials (>6mm): See Containter Count form for details	<u>Present</u>	<u>Absent</u>	<input checked="" type="checkbox"/> No VOA Vials Sent
Sample Label (IDs/Dates/Times) Match COC?: Except TCs, which only require sample ID	<input checked="" type="checkbox"/>		Trip Blank Present?		<input checked="" type="checkbox"/>	
Extra labels on Terracore Vials? (soils only)		<input checked="" type="checkbox"/> <u>M/A</u>	Trip Blank Custody Seals?:			<input checked="" type="checkbox"/>

COMMENTS:

Sample Container Count

** Place a RED dot on containers that are out of conformance **

COC Line Item	WG FU	MeOH (only) SBS DI	VIALS			AMBER GLASS					PLASTIC							OTHER		Matrix	Nitric Red	Sulfuric Yellow	Sodium Hydroxide Green	Sodium Hydroxide/ ZnAc Black											
			DG9H	VG9H	VOA VIAL HS (>8mm)	VG9U	DG9U	VG9T	AG0U	AG1H	AG1U	AG2U	AG3S	AG3SF	AG3C	BP1U	BP1N	BP2U	BP3U						BP3N	BP3F	BP3S	BP3B	BP3Z	CG3H	Syringe Kit	HNO3 <2	H2SO4 <2	NaOH >10	NaOH/Zn Ac >9
			R																																
1											1	1			2	1	2	1	1	1		1					WT	✓	✓		✓				
2											1	1			2	1	2	1	1	1		1					WT	✓	✓		✓				
3																																			
4																																			
5																																			
6																																			
7																																			
8																																			
9																																			
10																																			
11																																			
12																																			

Container Codes

Glass			Plastic		
DG9H	40mL HCl amber voa vial	BG1T	1L Na Thiosulfate clear glass	BP1B	1L NaOH plastic
DG9P	40mL TSP amber vial	BG1U	1L unpreserved glass	BP1N	1L HNO3 plastic
DG9S	40mL H2SO4 amber vial	BG3H	250mL HCl Clear Glass	BP1S	1L H2SO4 plastic
DG9T	40mL Na Thio amber vial	BG3U	250mL Unpres Clear Glass	BP1U	1L unpreserved plastic
DG9U	40mL unpreserved amber vial	AG0U	100mL unpres amber glass	BP1Z	1L NaOH, Zn, Ac
VG9H	40mL HCl clear vial	AG1H	1L HCl amber glass	BP2N	500mL HNO3 plastic
VG9T	40mL Na Thio. clear vial	AG1S	1L H2SO4 amber glass	BP2C	500mL NaOH plastic
VG9U	40mL unpreserved clear vial	AG1T	1L Na Thiosulfate amber glass	BP2S	500mL H2SO4 plastic
I	40mL w/hexane wipe vial	AG1U	1liter unpres amber glass	BP2U	500mL unpreserved plastic
WGKU	8oz unpreserved clear jar	AG2N	500mL HNO3 amber glass	BP2Z	500mL NaOH, Zn Ac
WGFU	4oz clear soil jar	AG2S	500mL H2SO4 amber glass	BP3B	250mL NaOH plastic
JGFU	4oz unpreserved amber wide	AG2U	500mL unpres amber glass	BP3N	250mL HNO3 plastic
CG3H	250mL clear glass HCl	AG3S	250mL H2SO4 amber glass	BP3F	250mL HNO3 plastic-field filtered
BG1H	1L HCl clear glass	AG3SF	250mL H2SO4 amb glass -field filtered	BP3U	250mL unpreserved plastic
BG1S	1L H2SO4 clear glass	AG3U	250mL unpres amber glass	BP3S	250mL H2SO4 plastic
GN	General	AG3C	250mL NaOH amber glass	BP3Z	250mL NaOH, ZnAc plastic
BP4U	125mL unpreserved plastic				
BP4N	125mL HNO3 plastic				
BP4S	125mL H2SO4 plastic				
Miscellaneous					
Syringe Kit	LL Cr+6 sampling kit				
ZPLC	Ziploc Bag				
R	Terracore Kit				
SP5T	120mL Coliform Sodium Thiosulfate				
T	Tedlar Bag (air sample)				
U	Summa Can (air sample)				
WT	Water				
SL	Solid Solid				
OL:	Oil				
NAL	Non-aqueous liquid				
WP	Wipe				

March 03, 2023

Mr. Mark Breting
ATC Group Services
7988 Centerpoint Drive
Suite 100
Indianapolis, IN 46256

RE: Project: Harding St Profile 1 Report 2
Pace Project No.: 50330458

Dear Mr. Breting:

Enclosed are the analytical results for sample(s) received by the laboratory on November 08, 2022. The results relate only to the samples included in this report. Results reported herein conform to the applicable TNI/NELAC Standards and the laboratory's Quality Manual, where applicable, unless otherwise noted in the body of the report.

The test results provided in this final report were generated by each of the following laboratories within the Pace Network:

- Pace Analytical Services - Indianapolis
- Pace Analytical Services - Greensburg

If you have any questions concerning this report, please feel free to contact me.

Sincerely,



Will Statz
will.statz@pacelabs.com
(317)228-3105
Project Manager

Enclosures

cc: Mr. Robert Miller, Haley & Aldrich



REPORT OF LABORATORY ANALYSIS

This report shall not be reproduced, except in full,
without the written consent of Pace Analytical Services, LLC.

CERTIFICATIONS

Project: Harding St Profile 1 Report 2
Pace Project No.: 50330458

Pace Analytical Services Pennsylvania

1638 Roseytown Rd Suites 2,3&4, Greensburg, PA 15601
ANAB DOD-ELAP Rad Accreditation #: L2417
Alabama Certification #: 41590
Arizona Certification #: AZ0734
Arkansas Certification
California Certification #: 04222CA
Colorado Certification #: PA01547
Connecticut Certification #: PH-0694
Delaware Certification
EPA Region 4 DW Rad
Florida/TNI Certification #: E87683
Georgia Certification #: C040
Florida: Cert E871149 SEKS WET
Guam Certification
Hawaii Certification
Idaho Certification
Illinois Certification
Indiana Certification
Iowa Certification #: 391
Kansas/TNI Certification #: E-10358
Kentucky Certification #: KY90133
KY WW Permit #: KY0098221
KY WW Permit #: KY0000221
Louisiana DHH/TNI Certification #: LA180012
Louisiana DEQ/TNI Certification #: 4086
Maine Certification #: 2017020
Maryland Certification #: 308
Massachusetts Certification #: M-PA1457
Michigan/PADEP Certification #: 9991

Missouri Certification #: 235
Montana Certification #: Cert0082
Nebraska Certification #: NE-OS-29-14
Nevada Certification #: PA014572018-1
New Hampshire/TNI Certification #: 297617
New Jersey/TNI Certification #: PA051
New Mexico Certification #: PA01457
New York/TNI Certification #: 10888
North Carolina Certification #: 42706
North Dakota Certification #: R-190
Ohio EPA Rad Approval: #41249
Oregon/TNI Certification #: PA200002-010
Pennsylvania/TNI Certification #: 65-00282
Puerto Rico Certification #: PA01457
Rhode Island Certification #: 65-00282
South Dakota Certification
Tennessee Certification #: 02867
Texas/TNI Certification #: T104704188-17-3
Utah/TNI Certification #: PA014572017-9
USDA Soil Permit #: P330-17-00091
Vermont Dept. of Health: ID# VT-0282
Virgin Island/PADEP Certification
Virginia/VELAP Certification #: 460198
Washington Certification #: C868
West Virginia DEP Certification #: 143
West Virginia DHHR Certification #: 9964C
Wisconsin Approve List for Rad
Wyoming Certification #: 8TMS-L

Pace Analytical Services Indianapolis

7726 Moller Road, Indianapolis, IN 46268
Illinois Accreditation #: 200074
Indiana Drinking Water Laboratory #: C-49-06
Kansas/TNI Certification #: E-10177
Kentucky UST Agency Interest #: 80226
Kentucky WW Laboratory ID #: 98019
Michigan Drinking Water Laboratory #9050

Ohio VAP Certified Laboratory #: CL0065
Oklahoma Laboratory #: 9204
Texas Certification #: T104704355
Wisconsin Laboratory #: 999788130
USDA Foreign Soil Permit #: 525-23-13-23119
USDA Compliance Agreement #: IN-SL-22-001

REPORT OF LABORATORY ANALYSIS

This report shall not be reproduced, except in full,
without the written consent of Pace Analytical Services, LLC.

SAMPLE SUMMARY

Project: Harding St Profile 1 Report 2

Pace Project No.: 50330458

Lab ID	Sample ID	Matrix	Date Collected	Date Received
50330458001	MW-105S	Water	11/07/22 14:45	11/08/22 12:20
50330458002	MW-105I	Water	11/07/22 13:10	11/08/22 12:20
50330458003	MW-105D	Water	11/07/22 12:10	11/08/22 12:20
50330458004	DUP-4	Water	11/07/22 08:00	11/08/22 12:20

REPORT OF LABORATORY ANALYSIS

This report shall not be reproduced, except in full,
without the written consent of Pace Analytical Services, LLC.

SAMPLE ANALYTE COUNT

Project: Harding St Profile 1 Report 2

Pace Project No.: 50330458

Lab ID	Sample ID	Method	Analysts	Analytes Reported	Laboratory		
50330458001	MW-105S	EPA 9056	ADM	3	PASI-I		
		EPA 6010	RAM	15	PASI-I		
		EPA 6010	MTM	3	PASI-I		
		EPA 6020	CAW	4	PASI-I		
		EPA 903.1	CLM	1	PASI-PA		
		EPA 904.0	JJS1	1	PASI-PA		
		Total Radium Calculation	JAL	1	PASI-PA		
		SM 2320B	TAY	3	PASI-I		
		SM 2540C	MTW	1	PASI-I		
		SM 4500-H+B	TRK	1	PASI-I		
		SM 4500-S2-D	BEP	1	PASI-I		
		HACH 8146	ZM	1	PASI-I		
		EPA 353.2	MMS	2	PASI-I		
		EPA 365.1	ZM	1	PASI-I		
		SM 5310C	ATS	1	PASI-I		
		SM 5310C	MMS	1	PASI-I		
		50330458002	MW-105I	EPA 9056	ADM	3	PASI-I
				EPA 6010	RAM	15	PASI-I
				EPA 6010	MTM	3	PASI-I
EPA 6020	CAW			4	PASI-I		
EPA 903.1	CLM			1	PASI-PA		
EPA 904.0	JJS1			1	PASI-PA		
Total Radium Calculation	JAL			1	PASI-PA		
SM 2320B	TAY			3	PASI-I		
SM 2540C	MTW			1	PASI-I		
SM 4500-H+B	TRK			1	PASI-I		
SM 4500-S2-D	BEP			1	PASI-I		
HACH 8146	ZM			1	PASI-I		
EPA 353.2	MMS			2	PASI-I		
EPA 365.1	ZM			1	PASI-I		
SM 5310C	ATS			1	PASI-I		
SM 5310C	MMS			1	PASI-I		
50330458003	MW-105D			EPA 9056	ADM	3	PASI-I
				EPA 6010	RAM	15	PASI-I
				EPA 6010	MTM	3	PASI-I
		EPA 6020	CAW	4	PASI-I		
		EPA 903.1	CLM	1	PASI-PA		

REPORT OF LABORATORY ANALYSIS

This report shall not be reproduced, except in full,
without the written consent of Pace Analytical Services, LLC.

SAMPLE ANALYTE COUNT

Project: Harding St Profile 1 Report 2

Pace Project No.: 50330458

Lab ID	Sample ID	Method	Analysts	Analytes Reported	Laboratory
		EPA 904.0	JJS1	1	PASI-PA
		Total Radium Calculation	JAL	1	PASI-PA
		SM 2320B	TAY	3	PASI-I
		SM 2540C	MTW	1	PASI-I
		SM 4500-H+B	TRK	1	PASI-I
		SM 4500-S2-D	BEP	1	PASI-I
		HACH 8146	ZM	1	PASI-I
		EPA 353.2	MMS	2	PASI-I
		EPA 365.1	ZM	1	PASI-I
		SM 5310C	ATS	1	PASI-I
		SM 5310C	MMS	1	PASI-I
50330458004	DUP-4	EPA 9056	ADM	3	PASI-I
		EPA 6010	RAM	15	PASI-I
		EPA 6010	MTM	3	PASI-I
		EPA 6020	CAW	4	PASI-I
		EPA 903.1	CLM	1	PASI-PA
		EPA 904.0	JJS1	1	PASI-PA
		Total Radium Calculation	JAL	1	PASI-PA
		SM 2320B	TAY	3	PASI-I
		SM 2540C	MTW	1	PASI-I
		SM 4500-H+B	TRK	1	PASI-I
		SM 4500-S2-D	BEP	1	PASI-I
		HACH 8146	ZM	1	PASI-I
		EPA 353.2	MMS	2	PASI-I
		EPA 365.1	ZM	1	PASI-I
		SM 5310C	ATS	1	PASI-I
		SM 5310C	MMS	1	PASI-I

PASI-I = Pace Analytical Services - Indianapolis

PASI-PA = Pace Analytical Services - Greensburg

REPORT OF LABORATORY ANALYSIS

This report shall not be reproduced, except in full,
without the written consent of Pace Analytical Services, LLC.

SUMMARY OF DETECTION

Project: Harding St Profile 1 Report 2

Pace Project No.: 50330458

Lab Sample ID	Client Sample ID	Result	Units	Report Limit	Analyzed	Qualifiers
Method	Parameters					
50330458001	MW-105S					
EPA 9056	Chloride	118	mg/L	25.0	11/15/22 07:52	
EPA 9056	Fluoride	0.31	mg/L	0.10	11/15/22 07:19	
EPA 9056	Sulfate	1080	mg/L	25.0	11/15/22 07:52	
EPA 6010	Barium	30.8	ug/L	10.0	11/21/22 11:42	
EPA 6010	Boron	23400	ug/L	100	11/21/22 11:42	
EPA 6010	Calcium	363000	ug/L	10000	11/21/22 12:25	
EPA 6010	Iron	8980	ug/L	100	11/21/22 11:42	
EPA 6010	Lithium	316	ug/L	20.0	11/21/22 11:42	
EPA 6010	Magnesium	91000	ug/L	1000	11/21/22 11:42	
EPA 6010	Manganese	185	ug/L	10.0	11/21/22 11:42	
EPA 6010	Molybdenum	70.8	ug/L	10.0	11/21/22 11:42	
EPA 6010	Potassium	18900	ug/L	1000	11/21/22 11:42	
EPA 6010	Silica	16700	ug/L	450	11/21/22 11:42	N2
EPA 6010	Sodium	128000	ug/L	1000	11/21/22 11:42	
EPA 6010	Iron, Dissolved	8540	ug/L	100	11/18/22 13:30	
EPA 6010	Manganese, Dissolved	184	ug/L	10.0	11/18/22 13:30	
EPA 6010	Molybdenum, Dissolved	69.9	ug/L	10.0	11/18/22 13:30	
EPA 6020	Arsenic	6.5	ug/L	1.0	11/12/22 03:09	
EPA 903.1	Radium-226	0.751 ± 0.558 (0.697)	pCi/L		11/29/22 15:02	
EPA 904.0	Radium-228	C:NA T:97% 1.37 ± 0.463 (0.629) C:83% T:87%	pCi/L		11/30/22 11:45	
Total Radium Calculation	Total Radium	2.12 ± 1.02 (1.33)	pCi/L		12/01/22 14:22	
SM 2320B	Alkalinity, Total as CaCO3	274	mg/L	10.0	11/10/22 11:48	
SM 2320B	Alkalinity, Bicarbonate (CaCO3)	274	mg/L	10.0	11/10/22 11:48	
SM 2540C	Total Dissolved Solids	2040	mg/L	40.0	11/11/22 08:27	
SM 4500-H+B	pH at 25 Degrees C	7.1	Std. Units	0.10	11/11/22 16:01	H3
HACH 8146	Iron, Ferrous	3.1	mg/L	0.50	11/09/22 20:06	H3, N2
EPA 353.2	Nitrogen, Nitrate	0.52	mg/L	0.10	11/08/22 20:22	
SM 5310C	Total Organic Carbon	1.4	mg/L	1.0	11/21/22 20:22	
SM 5310C	Dissolved Organic Carbon	1.6	mg/L	1.0	11/26/22 05:19	
50330458002	MW-105I					
EPA 9056	Chloride	111	mg/L	2.5	11/15/22 08:58	
EPA 9056	Fluoride	0.16	mg/L	0.10	11/15/22 08:41	
EPA 9056	Sulfate	78.4	mg/L	2.5	11/15/22 08:58	
EPA 6010	Barium	342	ug/L	10.0	11/21/22 11:44	
EPA 6010	Boron	394	ug/L	100	11/21/22 11:44	
EPA 6010	Calcium	104000	ug/L	1000	11/21/22 11:44	
EPA 6010	Iron	4520	ug/L	100	11/21/22 11:44	
EPA 6010	Magnesium	26000	ug/L	1000	11/21/22 11:44	
EPA 6010	Manganese	127	ug/L	10.0	11/21/22 11:44	
EPA 6010	Potassium	5860	ug/L	1000	11/21/22 11:44	

REPORT OF LABORATORY ANALYSIS

This report shall not be reproduced, except in full,
without the written consent of Pace Analytical Services, LLC.

SUMMARY OF DETECTION

Project: Harding St Profile 1 Report 2

Pace Project No.: 50330458

Lab Sample ID	Client Sample ID	Result	Units	Report Limit	Analyzed	Qualifiers
Method	Parameters					
50330458002	MW-105I					
EPA 6010	Silica	12100	ug/L	450	11/21/22 11:44	N2
EPA 6010	Sodium	67800	ug/L	1000	11/21/22 11:44	
EPA 6010	Iron, Dissolved	4640	ug/L	100	11/18/22 13:32	
EPA 6010	Manganese, Dissolved	132	ug/L	10.0	11/18/22 13:32	
EPA 903.1	Radium-226	1.46 ± 0.827	pCi/L		11/29/22 15:02	
		(1.01) C:NA T:102%				
EPA 904.0	Radium-228	0.510 ± 0.330	pCi/L		11/30/22 11:45	
		(0.619) C:82% T:87%				
Total Radium Calculation	Total Radium	1.97 ± 1.16 (1.63)	pCi/L		12/01/22 14:22	
SM 2320B	Alkalinity, Total as CaCO3	301	mg/L	10.0	11/10/22 11:48	
SM 2320B	Alkalinity, Bicarbonate (CaCO3)	301	mg/L	10.0	11/10/22 11:48	
SM 2540C	Total Dissolved Solids	596	mg/L	10.0	11/11/22 08:27	
SM 4500-H+B	pH at 25 Degrees C	7.3	Std. Units	0.10	11/11/22 16:02	H3
HACH 8146	Iron, Ferrous	0.53	mg/L	0.20	11/09/22 20:06	H3, N2
EPA 353.2	Nitrogen, Nitrate	0.18	mg/L	0.10	11/08/22 20:24	
EPA 365.1	Phosphate as P04	0.19	mg/L	0.15	11/15/22 15:12	
SM 5310C	Total Organic Carbon	1.6	mg/L	1.0	11/21/22 20:42	
SM 5310C	Dissolved Organic Carbon	1.9	mg/L	1.0	11/26/22 06:23	
50330458003	MW-105D					
EPA 9056	Chloride	116	mg/L	2.5	11/15/22 09:31	
EPA 9056	Fluoride	0.27	mg/L	0.10	11/15/22 09:14	
EPA 9056	Sulfate	149	mg/L	2.5	11/15/22 09:31	
EPA 6010	Barium	273	ug/L	10.0	11/21/22 11:46	
EPA 6010	Boron	1890	ug/L	100	11/21/22 11:46	
EPA 6010	Calcium	110000	ug/L	1000	11/21/22 11:46	
EPA 6010	Iron	5120	ug/L	100	11/21/22 11:46	
EPA 6010	Lithium	27.9	ug/L	20.0	11/21/22 11:46	
EPA 6010	Magnesium	28200	ug/L	1000	11/21/22 11:46	
EPA 6010	Manganese	115	ug/L	10.0	11/21/22 11:46	
EPA 6010	Molybdenum	14.9	ug/L	10.0	11/21/22 11:46	
EPA 6010	Potassium	5860	ug/L	1000	11/21/22 11:46	
EPA 6010	Silica	12700	ug/L	450	11/21/22 11:46	N2
EPA 6010	Sodium	72100	ug/L	1000	11/21/22 11:46	
EPA 6010	Iron, Dissolved	2560	ug/L	100	11/18/22 13:34	
EPA 6010	Manganese, Dissolved	114	ug/L	10.0	11/18/22 13:34	
EPA 6010	Molybdenum, Dissolved	14.2	ug/L	10.0	11/18/22 13:34	
EPA 6020	Arsenic	4.4	ug/L	1.0	11/12/22 03:25	
EPA 903.1	Radium-226	1.00 ± 0.745	pCi/L		11/29/22 15:02	
		(0.980) C:NA T:92%				

REPORT OF LABORATORY ANALYSIS

This report shall not be reproduced, except in full,
without the written consent of Pace Analytical Services, LLC.

SUMMARY OF DETECTION

Project: Harding St Profile 1 Report 2

Pace Project No.: 50330458

Lab Sample ID	Client Sample ID	Result	Units	Report Limit	Analyzed	Qualifiers
Method	Parameters					
50330458003	MW-105D					
EPA 904.0	Radium-228	0.618 ± 0.322 (0.558) C:82% T:92%	pCi/L		11/30/22 11:45	
Total Radium Calculation	Total Radium	1.62 ± 1.07 (1.54)	pCi/L		12/01/22 14:22	
SM 2320B	Alkalinity, Total as CaCO3	262	mg/L	10.0	11/10/22 11:48	
SM 2320B	Alkalinity,Bicarbonate (CaCO3)	262	mg/L	10.0	11/10/22 11:48	
SM 2540C	Total Dissolved Solids	649	mg/L	10.0	11/11/22 08:27	
SM 4500-H+B	pH at 25 Degrees C	7.4	Std. Units	0.10	11/11/22 16:03	H3
EPA 353.2	Nitrogen, Nitrate	0.14	mg/L	0.10	11/08/22 20:26	
EPA 365.1	Phosphate as P04	0.28	mg/L	0.15	11/15/22 15:13	
SM 5310C	Total Organic Carbon	1.6	mg/L	1.0	11/21/22 21:02	
SM 5310C	Dissolved Organic Carbon	1.7	mg/L	1.0	11/26/22 06:50	
50330458004	DUP-4					
EPA 9056	Chloride	122	mg/L	2.5	11/15/22 10:03	
EPA 9056	Fluoride	0.27	mg/L	0.10	11/15/22 09:47	
EPA 9056	Sulfate	161	mg/L	2.5	11/15/22 10:03	
EPA 6010	Barium	268	ug/L	10.0	11/21/22 11:48	
EPA 6010	Boron	1850	ug/L	100	11/21/22 11:48	
EPA 6010	Calcium	105000	ug/L	1000	11/21/22 11:48	
EPA 6010	Iron	5050	ug/L	100	11/21/22 11:48	
EPA 6010	Lithium	28.8	ug/L	20.0	11/21/22 11:48	
EPA 6010	Magnesium	27200	ug/L	1000	11/21/22 11:48	
EPA 6010	Manganese	111	ug/L	10.0	11/21/22 11:48	
EPA 6010	Molybdenum	14.8	ug/L	10.0	11/21/22 11:48	
EPA 6010	Potassium	5740	ug/L	1000	11/21/22 11:48	
EPA 6010	Silica	12300	ug/L	450	11/21/22 11:48	N2
EPA 6010	Sodium	69900	ug/L	1000	11/21/22 11:48	
EPA 6010	Iron, Dissolved	2590	ug/L	100	11/18/22 13:36	
EPA 6010	Manganese, Dissolved	116	ug/L	10.0	11/18/22 13:36	
EPA 6010	Molybdenum, Dissolved	14.7	ug/L	10.0	11/18/22 13:36	
EPA 6020	Arsenic	4.5	ug/L	1.0	11/12/22 03:29	
EPA 903.1	Radium-226	0.449 ± 0.586 (0.966) C:NA T:89%	pCi/L		11/29/22 15:02	
EPA 904.0	Radium-228	1.11 ± 0.424 (0.639) C:81% T:90%	pCi/L		11/30/22 11:45	
Total Radium Calculation	Total Radium	1.56 ± 1.01 (1.61)	pCi/L		12/01/22 14:22	
SM 2320B	Alkalinity, Total as CaCO3	264	mg/L	10.0	11/10/22 11:48	
SM 2320B	Alkalinity,Bicarbonate (CaCO3)	264	mg/L	10.0	11/10/22 11:48	
SM 2540C	Total Dissolved Solids	646	mg/L	10.0	11/11/22 08:28	
SM 4500-H+B	pH at 25 Degrees C	7.5	Std. Units	0.10	11/11/22 16:05	H3
EPA 353.2	Nitrogen, Nitrate	0.17	mg/L	0.10	11/08/22 20:28	

REPORT OF LABORATORY ANALYSIS

This report shall not be reproduced, except in full,
without the written consent of Pace Analytical Services, LLC.

SUMMARY OF DETECTION

Project: Harding St Profile 1 Report 2

Pace Project No.: 50330458

Lab Sample ID Method	Client Sample ID Parameters	Result	Units	Report Limit	Analyzed	Qualifiers
50330458004	DUP-4					
EPA 365.1	Phosphate as P04	0.34	mg/L	0.15	11/15/22 15:14	
SM 5310C	Total Organic Carbon	1.6	mg/L	1.0	11/21/22 21:22	
SM 5310C	Dissolved Organic Carbon	1.7	mg/L	1.0	11/26/22 07:15	

REPORT OF LABORATORY ANALYSIS

This report shall not be reproduced, except in full,
without the written consent of Pace Analytical Services, LLC.

ANALYTICAL RESULTS

Project: Harding St Profile 1 Report 2

Pace Project No.: 50330458

Sample: MW-105S **Lab ID: 50330458001** Collected: 11/07/22 14:45 Received: 11/08/22 12:20 Matrix: Water

Parameters	Results	Units	Report Limit	MDL	DF	Prepared	Analyzed	CAS No.	Qual
------------	---------	-------	--------------	-----	----	----------	----------	---------	------

9056 IC Anions

Analytical Method: EPA 9056
Pace Analytical Services - Indianapolis

Chloride	118	mg/L	25.0	6.7	100		11/15/22 07:52	16887-00-6	
Fluoride	0.31	mg/L	0.10	0.017	1		11/15/22 07:19	16984-48-8	
Sulfate	1080	mg/L	25.0	8.5	100		11/15/22 07:52	14808-79-8	

6010 MET ICP

Analytical Method: EPA 6010 Preparation Method: EPA 3010
Pace Analytical Services - Indianapolis

Aluminum	ND	ug/L	200	55.4	1	11/17/22 08:31	11/21/22 11:42	7429-90-5	
Barium	30.8	ug/L	10.0	2.1	1	11/17/22 08:31	11/21/22 11:42	7440-39-3	
Boron	23400	ug/L	100	37.6	1	11/17/22 08:31	11/21/22 11:42	7440-42-8	
Cadmium	ND	ug/L	2.0	0.66	1	11/17/22 08:31	11/21/22 11:42	7440-43-9	
Calcium	363000	ug/L	10000	1630	10	11/17/22 08:31	11/21/22 12:25	7440-70-2	
Chromium	ND	ug/L	10.0	0.97	1	11/17/22 08:31	11/21/22 11:42	7440-47-3	
Iron	8980	ug/L	100	48.8	1	11/17/22 08:31	11/21/22 11:42	7439-89-6	
Lead	ND	ug/L	10.0	2.6	1	11/17/22 08:31	11/21/22 11:42	7439-92-1	
Lithium	316	ug/L	20.0	6.2	1	11/17/22 08:31	11/21/22 11:42	7439-93-2	
Magnesium	91000	ug/L	1000	71.8	1	11/17/22 08:31	11/21/22 11:42	7439-95-4	
Manganese	185	ug/L	10.0	2.5	1	11/17/22 08:31	11/21/22 11:42	7439-96-5	
Molybdenum	70.8	ug/L	10.0	3.7	1	11/17/22 08:31	11/21/22 11:42	7439-98-7	
Potassium	18900	ug/L	1000	281	1	11/17/22 08:31	11/21/22 11:42	7440-09-7	
Silica	16700	ug/L	450		1	11/17/22 08:31	11/21/22 11:42	7631-86-9	N2
Sodium	128000	ug/L	1000	214	1	11/17/22 08:31	11/21/22 11:42	7440-23-5	

6010 MET ICP, Dissolved

Analytical Method: EPA 6010 Preparation Method: EPA 3010
Pace Analytical Services - Indianapolis

Iron, Dissolved	8540	ug/L	100	48.8	1	11/16/22 08:33	11/18/22 13:30	7439-89-6	
Manganese, Dissolved	184	ug/L	10.0	2.5	1	11/16/22 08:33	11/18/22 13:30	7439-96-5	
Molybdenum, Dissolved	69.9	ug/L	10.0	3.7	1	11/16/22 08:33	11/18/22 13:30	7439-98-7	

6020 MET ICPMS

Analytical Method: EPA 6020 Preparation Method: EPA 200.2
Pace Analytical Services - Indianapolis

Antimony	ND	ug/L	1.0	0.13	1	11/10/22 16:00	11/12/22 03:09	7440-36-0	
Arsenic	6.5	ug/L	1.0	0.11	1	11/10/22 16:00	11/12/22 03:09	7440-38-2	
Cobalt	ND	ug/L	1.0	0.086	1	11/10/22 16:00	11/12/22 03:09	7440-48-4	
Selenium	ND	ug/L	1.0	0.35	1	11/10/22 16:00	11/12/22 03:09	7782-49-2	

2320B Alkalinity

Analytical Method: SM 2320B
Pace Analytical Services - Indianapolis

Alkalinity, Total as CaCO3	274	mg/L	10.0	10.0	1	11/10/22 11:48			
Alkalinity, Bicarbonate (CaCO3)	274	mg/L	10.0	10.0	1	11/10/22 11:48			
Alkalinity, Carbonate (CaCO3)	ND	mg/L	10.0	10.0	1	11/10/22 11:48			

2540C Total Dissolved Solids

Analytical Method: SM 2540C
Pace Analytical Services - Indianapolis

Total Dissolved Solids	2040	mg/L	40.0	40.0	1	11/11/22 08:27			
------------------------	-------------	------	------	------	---	----------------	--	--	--

REPORT OF LABORATORY ANALYSIS

This report shall not be reproduced, except in full,
without the written consent of Pace Analytical Services, LLC.

ANALYTICAL RESULTS

Project: Harding St Profile 1 Report 2

Pace Project No.: 50330458

Sample: MW-105S		Lab ID: 50330458001		Collected: 11/07/22 14:45	Received: 11/08/22 12:20	Matrix: Water				
Parameters	Results	Units	Report Limit	MDL	DF	Prepared	Analyzed	CAS No.	Qual	
4500H+ pH, Electrometric		Analytical Method: SM 4500-H+B Pace Analytical Services - Indianapolis								
pH at 25 Degrees C	7.1	Std. Units	0.10	0.10	1		11/11/22 16:01		H3	
4500S2D Sulfide Water		Analytical Method: SM 4500-S2-D Pace Analytical Services - Indianapolis								
Sulfide	ND	mg/L	0.10	0.025	1		11/12/22 11:47	18496-25-8		
Iron, Ferrous		Analytical Method: HACH 8146 Pace Analytical Services - Indianapolis								
Iron, Ferrous	3.1	mg/L	0.50	0.24	2.5		11/09/22 20:06	15438-31-0	H3,N2	
353.2 Nitrogen, NO2/NO3 unpres		Analytical Method: EPA 353.2 Pace Analytical Services - Indianapolis								
Nitrogen, Nitrate	0.52	mg/L	0.10	0.011	1		11/08/22 20:22	14797-55-8		
Nitrogen, Nitrite	ND	mg/L	0.10	0.0040	1		11/08/22 20:22	14797-65-0		
365.1 Total Phosphorus		Analytical Method: EPA 365.1 Preparation Method: EPA 365.1 Pace Analytical Services - Indianapolis								
Phosphate as P04	ND	mg/L	0.15	0.15	1	11/10/22 10:30	11/15/22 15:12			
5310C TOC		Analytical Method: SM 5310C Pace Analytical Services - Indianapolis								
Total Organic Carbon	1.4	mg/L	1.0	0.14	1		11/21/22 20:22	7440-44-0		
5310C Dissolved Organic Carbon		Analytical Method: SM 5310C Pace Analytical Services - Indianapolis								
Dissolved Organic Carbon	1.6	mg/L	1.0	0.14	1		11/26/22 05:19			

REPORT OF LABORATORY ANALYSIS

This report shall not be reproduced, except in full,
without the written consent of Pace Analytical Services, LLC.

ANALYTICAL RESULTS

Project: Harding St Profile 1 Report 2

Pace Project No.: 50330458

Sample: MW-1051 **Lab ID: 50330458002** Collected: 11/07/22 13:10 Received: 11/08/22 12:20 Matrix: Water

Parameters	Results	Units	Report			Prepared	Analyzed	CAS No.	Qual
			Limit	MDL	DF				
9056 IC Anions									
Analytical Method: EPA 9056									
Pace Analytical Services - Indianapolis									
Chloride	111	mg/L	2.5	0.67	10		11/15/22 08:58	16887-00-6	
Fluoride	0.16	mg/L	0.10	0.017	1		11/15/22 08:41	16984-48-8	
Sulfate	78.4	mg/L	2.5	0.85	10		11/15/22 08:58	14808-79-8	
6010 MET ICP									
Analytical Method: EPA 6010 Preparation Method: EPA 3010									
Pace Analytical Services - Indianapolis									
Aluminum	ND	ug/L	200	55.4	1	11/17/22 08:31	11/21/22 11:44	7429-90-5	
Barium	342	ug/L	10.0	2.1	1	11/17/22 08:31	11/21/22 11:44	7440-39-3	
Boron	394	ug/L	100	37.6	1	11/17/22 08:31	11/21/22 11:44	7440-42-8	
Cadmium	ND	ug/L	2.0	0.66	1	11/17/22 08:31	11/21/22 11:44	7440-43-9	
Calcium	104000	ug/L	1000	163	1	11/17/22 08:31	11/21/22 11:44	7440-70-2	
Chromium	ND	ug/L	10.0	0.97	1	11/17/22 08:31	11/21/22 11:44	7440-47-3	
Iron	4520	ug/L	100	48.8	1	11/17/22 08:31	11/21/22 11:44	7439-89-6	
Lead	ND	ug/L	10.0	2.6	1	11/17/22 08:31	11/21/22 11:44	7439-92-1	
Lithium	ND	ug/L	20.0	6.2	1	11/17/22 08:31	11/21/22 11:44	7439-93-2	
Magnesium	26000	ug/L	1000	71.8	1	11/17/22 08:31	11/21/22 11:44	7439-95-4	
Manganese	127	ug/L	10.0	2.5	1	11/17/22 08:31	11/21/22 11:44	7439-96-5	
Molybdenum	ND	ug/L	10.0	3.7	1	11/17/22 08:31	11/21/22 11:44	7439-98-7	
Potassium	5860	ug/L	1000	281	1	11/17/22 08:31	11/21/22 11:44	7440-09-7	
Silica	12100	ug/L	450		1	11/17/22 08:31	11/21/22 11:44	7631-86-9	N2
Sodium	67800	ug/L	1000	214	1	11/17/22 08:31	11/21/22 11:44	7440-23-5	
6010 MET ICP, Dissolved									
Analytical Method: EPA 6010 Preparation Method: EPA 3010									
Pace Analytical Services - Indianapolis									
Iron, Dissolved	4640	ug/L	100	48.8	1	11/16/22 08:33	11/18/22 13:32	7439-89-6	
Manganese, Dissolved	132	ug/L	10.0	2.5	1	11/16/22 08:33	11/18/22 13:32	7439-96-5	
Molybdenum, Dissolved	ND	ug/L	10.0	3.7	1	11/16/22 08:33	11/18/22 13:32	7439-98-7	
6020 MET ICPMS									
Analytical Method: EPA 6020 Preparation Method: EPA 200.2									
Pace Analytical Services - Indianapolis									
Antimony	ND	ug/L	1.0	0.13	1	11/10/22 16:00	11/12/22 03:21	7440-36-0	
Arsenic	ND	ug/L	1.0	0.11	1	11/10/22 16:00	11/12/22 03:21	7440-38-2	
Cobalt	ND	ug/L	1.0	0.086	1	11/10/22 16:00	11/12/22 03:21	7440-48-4	
Selenium	ND	ug/L	1.0	0.35	1	11/10/22 16:00	11/12/22 03:21	7782-49-2	
2320B Alkalinity									
Analytical Method: SM 2320B									
Pace Analytical Services - Indianapolis									
Alkalinity, Total as CaCO3	301	mg/L	10.0	10.0	1		11/10/22 11:48		
Alkalinity,Bicarbonate (CaCO3)	301	mg/L	10.0	10.0	1		11/10/22 11:48		
Alkalinity,Carbonate (CaCO3)	ND	mg/L	10.0	10.0	1		11/10/22 11:48		
2540C Total Dissolved Solids									
Analytical Method: SM 2540C									
Pace Analytical Services - Indianapolis									
Total Dissolved Solids	596	mg/L	10.0	10.0	1		11/11/22 08:27		

REPORT OF LABORATORY ANALYSIS

This report shall not be reproduced, except in full,
without the written consent of Pace Analytical Services, LLC.

ANALYTICAL RESULTS

Project: Harding St Profile 1 Report 2

Pace Project No.: 50330458

Sample: MW-1051		Lab ID: 50330458002		Collected: 11/07/22 13:10	Received: 11/08/22 12:20	Matrix: Water			
Parameters	Results	Units	Report Limit	MDL	DF	Prepared	Analyzed	CAS No.	Qual
4500H+ pH, Electrometric									
Analytical Method: SM 4500-H+B									
Pace Analytical Services - Indianapolis									
pH at 25 Degrees C	7.3	Std. Units	0.10	0.10	1		11/11/22 16:02		H3
4500S2D Sulfide Water									
Analytical Method: SM 4500-S2-D									
Pace Analytical Services - Indianapolis									
Sulfide	ND	mg/L	0.10	0.025	1		11/12/22 11:47	18496-25-8	
Iron, Ferrous									
Analytical Method: HACH 8146									
Pace Analytical Services - Indianapolis									
Iron, Ferrous	0.53	mg/L	0.20	0.096	1		11/09/22 20:06	15438-31-0	H3,N2
353.2 Nitrogen, NO2/NO3 unpres									
Analytical Method: EPA 353.2									
Pace Analytical Services - Indianapolis									
Nitrogen, Nitrate	0.18	mg/L	0.10	0.011	1		11/08/22 20:24	14797-55-8	
Nitrogen, Nitrite	ND	mg/L	0.10	0.0040	1		11/08/22 20:24	14797-65-0	
365.1 Total Phosphorus									
Analytical Method: EPA 365.1 Preparation Method: EPA 365.1									
Pace Analytical Services - Indianapolis									
Phosphate as P04	0.19	mg/L	0.15	0.15	1	11/10/22 10:30	11/15/22 15:12		
5310C TOC									
Analytical Method: SM 5310C									
Pace Analytical Services - Indianapolis									
Total Organic Carbon	1.6	mg/L	1.0	0.14	1		11/21/22 20:42	7440-44-0	
5310C Dissolved Organic Carbon									
Analytical Method: SM 5310C									
Pace Analytical Services - Indianapolis									
Dissolved Organic Carbon	1.9	mg/L	1.0	0.14	1		11/26/22 06:23		

REPORT OF LABORATORY ANALYSIS

This report shall not be reproduced, except in full,
without the written consent of Pace Analytical Services, LLC.

ANALYTICAL RESULTS

Project: Harding St Profile 1 Report 2

Pace Project No.: 50330458

Sample: MW-105D		Lab ID: 50330458003		Collected: 11/07/22 12:10		Received: 11/08/22 12:20		Matrix: Water	
Parameters	Results	Units	Report Limit	MDL	DF	Prepared	Analyzed	CAS No.	Qual
9056 IC Anions		Analytical Method: EPA 9056 Pace Analytical Services - Indianapolis							
Chloride	116	mg/L	2.5	0.67	10		11/15/22 09:31	16887-00-6	
Fluoride	0.27	mg/L	0.10	0.017	1		11/15/22 09:14	16984-48-8	
Sulfate	149	mg/L	2.5	0.85	10		11/15/22 09:31	14808-79-8	
6010 MET ICP		Analytical Method: EPA 6010 Preparation Method: EPA 3010 Pace Analytical Services - Indianapolis							
Aluminum	ND	ug/L	200	55.4	1	11/17/22 08:31	11/21/22 11:46	7429-90-5	
Barium	273	ug/L	10.0	2.1	1	11/17/22 08:31	11/21/22 11:46	7440-39-3	
Boron	1890	ug/L	100	37.6	1	11/17/22 08:31	11/21/22 11:46	7440-42-8	
Cadmium	ND	ug/L	2.0	0.66	1	11/17/22 08:31	11/21/22 11:46	7440-43-9	
Calcium	110000	ug/L	1000	163	1	11/17/22 08:31	11/21/22 11:46	7440-70-2	
Chromium	ND	ug/L	10.0	0.97	1	11/17/22 08:31	11/21/22 11:46	7440-47-3	
Iron	5120	ug/L	100	48.8	1	11/17/22 08:31	11/21/22 11:46	7439-89-6	
Lead	ND	ug/L	10.0	2.6	1	11/17/22 08:31	11/21/22 11:46	7439-92-1	
Lithium	27.9	ug/L	20.0	6.2	1	11/17/22 08:31	11/21/22 11:46	7439-93-2	
Magnesium	28200	ug/L	1000	71.8	1	11/17/22 08:31	11/21/22 11:46	7439-95-4	
Manganese	115	ug/L	10.0	2.5	1	11/17/22 08:31	11/21/22 11:46	7439-96-5	
Molybdenum	14.9	ug/L	10.0	3.7	1	11/17/22 08:31	11/21/22 11:46	7439-98-7	
Potassium	5860	ug/L	1000	281	1	11/17/22 08:31	11/21/22 11:46	7440-09-7	
Silica	12700	ug/L	450		1	11/17/22 08:31	11/21/22 11:46	7631-86-9	N2
Sodium	72100	ug/L	1000	214	1	11/17/22 08:31	11/21/22 11:46	7440-23-5	
6010 MET ICP, Dissolved		Analytical Method: EPA 6010 Preparation Method: EPA 3010 Pace Analytical Services - Indianapolis							
Iron, Dissolved	2560	ug/L	100	48.8	1	11/16/22 08:33	11/18/22 13:34	7439-89-6	
Manganese, Dissolved	114	ug/L	10.0	2.5	1	11/16/22 08:33	11/18/22 13:34	7439-96-5	
Molybdenum, Dissolved	14.2	ug/L	10.0	3.7	1	11/16/22 08:33	11/18/22 13:34	7439-98-7	
6020 MET ICPMS		Analytical Method: EPA 6020 Preparation Method: EPA 200.2 Pace Analytical Services - Indianapolis							
Antimony	ND	ug/L	1.0	0.13	1	11/10/22 16:00	11/12/22 03:25	7440-36-0	
Arsenic	4.4	ug/L	1.0	0.11	1	11/10/22 16:00	11/12/22 03:25	7440-38-2	
Cobalt	ND	ug/L	1.0	0.086	1	11/10/22 16:00	11/12/22 03:25	7440-48-4	
Selenium	ND	ug/L	1.0	0.35	1	11/10/22 16:00	11/12/22 03:25	7782-49-2	
2320B Alkalinity		Analytical Method: SM 2320B Pace Analytical Services - Indianapolis							
Alkalinity, Total as CaCO3	262	mg/L	10.0	10.0	1		11/10/22 11:48		
Alkalinity,Bicarbonate (CaCO3)	262	mg/L	10.0	10.0	1		11/10/22 11:48		
Alkalinity,Carbonate (CaCO3)	ND	mg/L	10.0	10.0	1		11/10/22 11:48		
2540C Total Dissolved Solids		Analytical Method: SM 2540C Pace Analytical Services - Indianapolis							
Total Dissolved Solids	649	mg/L	10.0	10.0	1		11/11/22 08:27		

REPORT OF LABORATORY ANALYSIS

This report shall not be reproduced, except in full,
without the written consent of Pace Analytical Services, LLC.

ANALYTICAL RESULTS

Project: Harding St Profile 1 Report 2

Pace Project No.: 50330458

Sample: MW-105D		Lab ID: 50330458003		Collected: 11/07/22 12:10	Received: 11/08/22 12:20	Matrix: Water			
Parameters	Results	Units	Report Limit	MDL	DF	Prepared	Analyzed	CAS No.	Qual
4500H+ pH, Electrometric									
Analytical Method: SM 4500-H+B									
Pace Analytical Services - Indianapolis									
pH at 25 Degrees C	7.4	Std. Units	0.10	0.10	1		11/11/22 16:03		H3
4500S2D Sulfide Water									
Analytical Method: SM 4500-S2-D									
Pace Analytical Services - Indianapolis									
Sulfide	ND	mg/L	0.10	0.025	1		11/12/22 11:47	18496-25-8	
Iron, Ferrous									
Analytical Method: HACH 8146									
Pace Analytical Services - Indianapolis									
Iron, Ferrous	ND	mg/L	0.20	0.096	1		11/09/22 20:03	15438-31-0	H3,N2
353.2 Nitrogen, NO2/NO3 unpres									
Analytical Method: EPA 353.2									
Pace Analytical Services - Indianapolis									
Nitrogen, Nitrate	0.14	mg/L	0.10	0.011	1		11/08/22 20:26	14797-55-8	
Nitrogen, Nitrite	ND	mg/L	0.10	0.0040	1		11/08/22 20:26	14797-65-0	
365.1 Total Phosphorus									
Analytical Method: EPA 365.1 Preparation Method: EPA 365.1									
Pace Analytical Services - Indianapolis									
Phosphate as P04	0.28	mg/L	0.15	0.15	1	11/10/22 10:30	11/15/22 15:13		
5310C TOC									
Analytical Method: SM 5310C									
Pace Analytical Services - Indianapolis									
Total Organic Carbon	1.6	mg/L	1.0	0.14	1		11/21/22 21:02	7440-44-0	
5310C Dissolved Organic Carbon									
Analytical Method: SM 5310C									
Pace Analytical Services - Indianapolis									
Dissolved Organic Carbon	1.7	mg/L	1.0	0.14	1		11/26/22 06:50		

REPORT OF LABORATORY ANALYSIS

This report shall not be reproduced, except in full,
without the written consent of Pace Analytical Services, LLC.

ANALYTICAL RESULTS

Project: Harding St Profile 1 Report 2

Pace Project No.: 50330458

Sample: DUP-4 **Lab ID: 50330458004** Collected: 11/07/22 08:00 Received: 11/08/22 12:20 Matrix: Water

Parameters	Results	Units	Report			Prepared	Analyzed	CAS No.	Qual
			Limit	MDL	DF				
9056 IC Anions									
Analytical Method: EPA 9056									
Pace Analytical Services - Indianapolis									
Chloride	122	mg/L	2.5	0.67	10		11/15/22 10:03	16887-00-6	
Fluoride	0.27	mg/L	0.10	0.017	1		11/15/22 09:47	16984-48-8	
Sulfate	161	mg/L	2.5	0.85	10		11/15/22 10:03	14808-79-8	
6010 MET ICP									
Analytical Method: EPA 6010 Preparation Method: EPA 3010									
Pace Analytical Services - Indianapolis									
Aluminum	ND	ug/L	200	55.4	1	11/17/22 08:31	11/21/22 11:48	7429-90-5	
Barium	268	ug/L	10.0	2.1	1	11/17/22 08:31	11/21/22 11:48	7440-39-3	
Boron	1850	ug/L	100	37.6	1	11/17/22 08:31	11/21/22 11:48	7440-42-8	
Cadmium	ND	ug/L	2.0	0.66	1	11/17/22 08:31	11/21/22 11:48	7440-43-9	
Calcium	105000	ug/L	1000	163	1	11/17/22 08:31	11/21/22 11:48	7440-70-2	
Chromium	ND	ug/L	10.0	0.97	1	11/17/22 08:31	11/21/22 11:48	7440-47-3	
Iron	5050	ug/L	100	48.8	1	11/17/22 08:31	11/21/22 11:48	7439-89-6	
Lead	ND	ug/L	10.0	2.6	1	11/17/22 08:31	11/21/22 11:48	7439-92-1	
Lithium	28.8	ug/L	20.0	6.2	1	11/17/22 08:31	11/21/22 11:48	7439-93-2	
Magnesium	27200	ug/L	1000	71.8	1	11/17/22 08:31	11/21/22 11:48	7439-95-4	
Manganese	111	ug/L	10.0	2.5	1	11/17/22 08:31	11/21/22 11:48	7439-96-5	
Molybdenum	14.8	ug/L	10.0	3.7	1	11/17/22 08:31	11/21/22 11:48	7439-98-7	
Potassium	5740	ug/L	1000	281	1	11/17/22 08:31	11/21/22 11:48	7440-09-7	
Silica	12300	ug/L	450		1	11/17/22 08:31	11/21/22 11:48	7631-86-9	N2
Sodium	69900	ug/L	1000	214	1	11/17/22 08:31	11/21/22 11:48	7440-23-5	
6010 MET ICP, Dissolved									
Analytical Method: EPA 6010 Preparation Method: EPA 3010									
Pace Analytical Services - Indianapolis									
Iron, Dissolved	2590	ug/L	100	48.8	1	11/16/22 08:33	11/18/22 13:36	7439-89-6	
Manganese, Dissolved	116	ug/L	10.0	2.5	1	11/16/22 08:33	11/18/22 13:36	7439-96-5	
Molybdenum, Dissolved	14.7	ug/L	10.0	3.7	1	11/16/22 08:33	11/18/22 13:36	7439-98-7	
6020 MET ICPMS									
Analytical Method: EPA 6020 Preparation Method: EPA 200.2									
Pace Analytical Services - Indianapolis									
Antimony	ND	ug/L	1.0	0.13	1	11/10/22 16:00	11/12/22 03:29	7440-36-0	
Arsenic	4.5	ug/L	1.0	0.11	1	11/10/22 16:00	11/12/22 03:29	7440-38-2	
Cobalt	ND	ug/L	1.0	0.086	1	11/10/22 16:00	11/12/22 03:29	7440-48-4	
Selenium	ND	ug/L	1.0	0.35	1	11/10/22 16:00	11/12/22 03:29	7782-49-2	
2320B Alkalinity									
Analytical Method: SM 2320B									
Pace Analytical Services - Indianapolis									
Alkalinity, Total as CaCO3	264	mg/L	10.0	10.0	1		11/10/22 11:48		
Alkalinity,Bicarbonate (CaCO3)	264	mg/L	10.0	10.0	1		11/10/22 11:48		
Alkalinity,Carbonate (CaCO3)	ND	mg/L	10.0	10.0	1		11/10/22 11:48		
2540C Total Dissolved Solids									
Analytical Method: SM 2540C									
Pace Analytical Services - Indianapolis									
Total Dissolved Solids	646	mg/L	10.0	10.0	1		11/11/22 08:28		

REPORT OF LABORATORY ANALYSIS

This report shall not be reproduced, except in full,
without the written consent of Pace Analytical Services, LLC.

ANALYTICAL RESULTS

Project: Harding St Profile 1 Report 2

Pace Project No.: 50330458

Sample: DUP-4		Lab ID: 50330458004		Collected: 11/07/22 08:00	Received: 11/08/22 12:20	Matrix: Water			
Parameters	Results	Units	Report Limit	MDL	DF	Prepared	Analyzed	CAS No.	Qual
4500H+ pH, Electrometric									
Analytical Method: SM 4500-H+B									
Pace Analytical Services - Indianapolis									
pH at 25 Degrees C	7.5	Std. Units	0.10	0.10	1		11/11/22 16:05		H3
4500S2D Sulfide Water									
Analytical Method: SM 4500-S2-D									
Pace Analytical Services - Indianapolis									
Sulfide	ND	mg/L	0.10	0.025	1		11/12/22 11:47	18496-25-8	
Iron, Ferrous									
Analytical Method: HACH 8146									
Pace Analytical Services - Indianapolis									
Iron, Ferrous	ND	mg/L	0.20	0.096	1		11/09/22 20:01	15438-31-0	H3,N2
353.2 Nitrogen, NO2/NO3 unpres									
Analytical Method: EPA 353.2									
Pace Analytical Services - Indianapolis									
Nitrogen, Nitrate	0.17	mg/L	0.10	0.011	1		11/08/22 20:28	14797-55-8	
Nitrogen, Nitrite	ND	mg/L	0.10	0.0040	1		11/08/22 20:28	14797-65-0	
365.1 Total Phosphorus									
Analytical Method: EPA 365.1 Preparation Method: EPA 365.1									
Pace Analytical Services - Indianapolis									
Phosphate as P04	0.34	mg/L	0.15	0.15	1	11/10/22 10:30	11/15/22 15:14		
5310C TOC									
Analytical Method: SM 5310C									
Pace Analytical Services - Indianapolis									
Total Organic Carbon	1.6	mg/L	1.0	0.14	1		11/21/22 21:22	7440-44-0	
5310C Dissolved Organic Carbon									
Analytical Method: SM 5310C									
Pace Analytical Services - Indianapolis									
Dissolved Organic Carbon	1.7	mg/L	1.0	0.14	1		11/26/22 07:15		

REPORT OF LABORATORY ANALYSIS

This report shall not be reproduced, except in full,
without the written consent of Pace Analytical Services, LLC.

QUALITY CONTROL DATA

Project: Harding St Profile 1 Report 2

Pace Project No.: 50330458

QC Batch:	705803	Analysis Method:	EPA 9056
QC Batch Method:	EPA 9056	Analysis Description:	9056 IC Anions
		Laboratory:	Pace Analytical Services - Indianapolis

Associated Lab Samples: 50330458001, 50330458002, 50330458003, 50330458004

METHOD BLANK: 3244494 Matrix: Water
Associated Lab Samples: 50330458001, 50330458002, 50330458003, 50330458004

Parameter	Units	Blank Result	Reporting Limit	MDL	Analyzed	Qualifiers
Chloride	mg/L	ND	0.25	0.067	11/14/22 23:56	
Fluoride	mg/L	ND	0.10	0.017	11/14/22 23:56	
Sulfate	mg/L	ND	0.25	0.085	11/14/22 23:56	

LABORATORY CONTROL SAMPLE: 3244495

Parameter	Units	Spike Conc.	LCS Result	LCS % Rec	% Rec Limits	Qualifiers
Chloride	mg/L	1.2	1.3	101	80-120	
Fluoride	mg/L	0.5	0.49	98	80-120	
Sulfate	mg/L	2.5	2.4	95	80-120	

MATRIX SPIKE & MATRIX SPIKE DUPLICATE: 3244496 3244497

Parameter	Units	50330363001		3244497		MS Result	MSD Result	MS % Rec	MSD % Rec	% Rec Limits	RPD	Max RPD	Qual
		Result	MS Spike Conc.	MSD Spike Conc.	MSD Result								
Chloride	mg/L	19.0	12.5	12.5	30.7	30.8	93	94	80-120	0	15		
Fluoride	mg/L	0.18	0.5	0.5	0.65	0.64	95	93	80-120	1	15		
Sulfate	mg/L	1.1	2.5	2.5	3.5	3.5	95	93	80-120	2	15		

Results presented on this page are in the units indicated by the "Units" column except where an alternate unit is presented to the right of the result.

REPORT OF LABORATORY ANALYSIS

This report shall not be reproduced, except in full,
without the written consent of Pace Analytical Services, LLC.

QUALITY CONTROL DATA

Project: Harding St Profile 1 Report 2

Pace Project No.: 50330458

QC Batch:	705378	Analysis Method:	EPA 6010
QC Batch Method:	EPA 3010	Analysis Description:	6010 MET
		Laboratory:	Pace Analytical Services - Indianapolis

Associated Lab Samples: 50330458001, 50330458002, 50330458003, 50330458004

METHOD BLANK: 3242505 Matrix: Water

Associated Lab Samples: 50330458001, 50330458002, 50330458003, 50330458004

Parameter	Units	Blank Result	Reporting Limit	MDL	Analyzed	Qualifiers
Aluminum	ug/L	ND	200	55.4	11/21/22 11:16	
Barium	ug/L	ND	10.0	2.1	11/21/22 11:16	
Boron	ug/L	ND	100	37.6	11/21/22 11:16	
Cadmium	ug/L	ND	2.0	0.66	11/21/22 11:16	
Calcium	ug/L	ND	1000	163	11/21/22 11:16	
Chromium	ug/L	ND	10.0	0.97	11/21/22 11:16	
Iron	ug/L	ND	100	48.8	11/21/22 11:16	
Lead	ug/L	ND	10.0	2.6	11/21/22 11:16	
Lithium	ug/L	ND	20.0	6.2	11/21/22 11:16	
Magnesium	ug/L	ND	1000	71.8	11/21/22 11:16	
Manganese	ug/L	ND	10.0	2.5	11/21/22 11:16	
Molybdenum	ug/L	ND	10.0	3.7	11/21/22 11:16	
Potassium	ug/L	ND	1000	281	11/21/22 11:16	
Silica	ug/L	ND	450		11/21/22 11:16	N2
Sodium	ug/L	ND	1000	214	11/21/22 11:16	

LABORATORY CONTROL SAMPLE: 3242506

Parameter	Units	Spike Conc.	LCS Result	LCS % Rec	% Rec Limits	Qualifiers
Aluminum	ug/L	10000	10600	106	80-120	
Barium	ug/L	1000	1060	106	80-120	
Boron	ug/L	1000	1050	105	80-120	
Cadmium	ug/L	1000	1040	104	80-120	
Calcium	ug/L	10000	10600	106	80-120	
Chromium	ug/L	1000	1060	106	80-120	
Iron	ug/L	10000	10400	104	80-120	
Lead	ug/L	1000	1030	103	80-120	
Lithium	ug/L	1000	1070	107	80-120	
Magnesium	ug/L	10000	10600	106	80-120	
Manganese	ug/L	1000	1010	101	80-120	
Molybdenum	ug/L	1000	1110	111	80-120	
Potassium	ug/L	10000	10500	105	80-120	
Silica	ug/L	10700	11000	103	80-120	N2
Sodium	ug/L	10000	10600	106	80-120	

Results presented on this page are in the units indicated by the "Units" column except where an alternate unit is presented to the right of the result.

REPORT OF LABORATORY ANALYSIS

This report shall not be reproduced, except in full,
without the written consent of Pace Analytical Services, LLC.

QUALITY CONTROL DATA

Project: Harding St Profile 1 Report 2

Pace Project No.: 50330458

MATRIX SPIKE & MATRIX SPIKE DUPLICATE: 3242507 3242508														
Parameter	Units	50330421001		MS	MSD	3242508		% Rec	% Rec	% Rec	Limits	RPD	Max RPD	Qual
		Result	Conc.	Spike Conc.	Spike Conc.	MS Result	MSD Result							
Aluminum	ug/L	ND	10000	10000	10000	10600	10800	106	108	75-125	2	20		
Barium	ug/L	45.7	1000	1000	1000	1090	1090	104	105	75-125	0	20		
Boron	ug/L	184	1000	1000	1000	1230	1250	105	106	75-125	1	20		
Cadmium	ug/L		1000	1000	1000	1030	1040	103	104	75-125	1	20		
Calcium	ug/L	129000	10000	10000	10000	138000	138000	89	90	75-125	0	20		
Chromium	ug/L	ND	1000	1000	1000	1060	1050	106	105	75-125	1	20		
Iron	ug/L	ND	10000	10000	10000	9940	10200	99	102	75-125	3	20		
Lead	ug/L	ND	1000	1000	1000	997	1010	100	101	75-125	1	20		
Lithium	ug/L	ND	1000	1000	1000	1090	1100	109	109	75-125	0	20		
Magnesium	ug/L	41800	10000	10000	10000	51700	52100	99	103	75-125	1	20		
Manganese	ug/L	ND	1000	1000	1000	964	986	96	99	75-125	2	20		
Molybdenum	ug/L	ND	1000	1000	1000	1090	1100	109	110	75-125	1	20		
Potassium	ug/L	1080	10000	10000	10000	11700	11900	107	108	75-125	1	20		
Silica	ug/L	21300	10700	10700	10700	32100	31400	101	94	75-125	2	20	N2	
Sodium	ug/L	3550	10000	10000	10000	14100	14100	106	105	75-125	0	20		

Results presented on this page are in the units indicated by the "Units" column except where an alternate unit is presented to the right of the result.

REPORT OF LABORATORY ANALYSIS

This report shall not be reproduced, except in full,
without the written consent of Pace Analytical Services, LLC.

QUALITY CONTROL DATA

Project: Harding St Profile 1 Report 2
Pace Project No.: 50330458

QC Batch: 705279 Analysis Method: EPA 6010
QC Batch Method: EPA 3010 Analysis Description: 6010 MET Dissolved
Laboratory: Pace Analytical Services - Indianapolis

Associated Lab Samples: 50330458001, 50330458002, 50330458003, 50330458004

METHOD BLANK: 3242055 Matrix: Water
Associated Lab Samples: 50330458001, 50330458002, 50330458003, 50330458004

Parameter	Units	Blank Result	Reporting Limit	MDL	Analyzed	Qualifiers
Iron, Dissolved	ug/L	ND	100	48.8	11/18/22 12:44	
Manganese, Dissolved	ug/L	ND	10.0	2.5	11/18/22 12:44	
Molybdenum, Dissolved	ug/L	ND	10.0	3.7	11/18/22 12:44	

LABORATORY CONTROL SAMPLE: 3242056

Parameter	Units	Spike Conc.	LCS Result	LCS % Rec	% Rec Limits	Qualifiers
Iron, Dissolved	ug/L	10000	10000	100	80-120	
Manganese, Dissolved	ug/L	1000	978	98	80-120	
Molybdenum, Dissolved	ug/L	1000	1060	106	80-120	

MATRIX SPIKE & MATRIX SPIKE DUPLICATE: 3242057 3242058

Parameter	Units	50330339001		3242057		3242058		% Rec Limits	RPD	Max RPD	Qual
		Result	MS Spike Conc.	MS Spike Conc.	MS Result	MSD Result	MS % Rec				
Iron, Dissolved	ug/L	317	10000	10000	10400	10400	101	101	75-125	1	20
Manganese, Dissolved	ug/L	45.4	1000	1000	1020	1030	98	98	75-125	1	20
Molybdenum, Dissolved	ug/L	<10.0	1000	1000	1050	1070	105	107	75-125	2	20

Results presented on this page are in the units indicated by the "Units" column except where an alternate unit is presented to the right of the result.

REPORT OF LABORATORY ANALYSIS

This report shall not be reproduced, except in full,
without the written consent of Pace Analytical Services, LLC.

QUALITY CONTROL DATA

Project: Harding St Profile 1 Report 2

Pace Project No.: 50330458

QC Batch:	705497	Analysis Method:	EPA 6020
QC Batch Method:	EPA 200.2	Analysis Description:	6020 MET
		Laboratory:	Pace Analytical Services - Indianapolis

Associated Lab Samples: 50330458001, 50330458002, 50330458003, 50330458004

METHOD BLANK: 3243079 Matrix: Water
Associated Lab Samples: 50330458001, 50330458002, 50330458003, 50330458004

Parameter	Units	Blank Result	Reporting Limit	MDL	Analyzed	Qualifiers
Antimony	ug/L	ND	1.0	0.13	11/12/22 01:34	
Arsenic	ug/L	ND	1.0	0.11	11/12/22 01:34	
Cobalt	ug/L	ND	1.0	0.086	11/12/22 01:34	
Selenium	ug/L	ND	1.0	0.35	11/12/22 01:34	

LABORATORY CONTROL SAMPLE: 3243080

Parameter	Units	Spike Conc.	LCS Result	LCS % Rec	% Rec Limits	Qualifiers
Antimony	ug/L	40	41.6	104	80-120	
Arsenic	ug/L	40	39.2	98	80-120	
Cobalt	ug/L	40	41.0	103	80-120	
Selenium	ug/L	40	40.1	100	80-120	

MATRIX SPIKE & MATRIX SPIKE DUPLICATE: 3243081 3243082

Parameter	Units	MS		MSD		MS % Rec	MSD % Rec	% Rec Limits	RPD	Max RPD	Qual
		50330418002 Result	Spike Conc.	Spike Conc.	Result						
Antimony	ug/L	ND	40	40	43.1	43.5	107	108	75-125	1	20
Arsenic	ug/L	17.3	40	40	57.5	56.5	100	98	75-125	2	20
Cobalt	ug/L	2.6	40	40	40.7	41.8	95	98	75-125	3	20
Selenium	ug/L	ND	40	40	42.1	43.2	104	107	75-125	3	20

Results presented on this page are in the units indicated by the "Units" column except where an alternate unit is presented to the right of the result.

REPORT OF LABORATORY ANALYSIS

This report shall not be reproduced, except in full,
without the written consent of Pace Analytical Services, LLC.

QUALITY CONTROL DATA

Project: Harding St Profile 1 Report 2

Pace Project No.: 50330458

QC Batch:	705232	Analysis Method:	SM 2320B
QC Batch Method:	SM 2320B	Analysis Description:	2320B Alkalinity
		Laboratory:	Pace Analytical Services - Indianapolis

Associated Lab Samples: 50330458001, 50330458002, 50330458003, 50330458004

METHOD BLANK: 3241860 Matrix: Water
Associated Lab Samples: 50330458001, 50330458002, 50330458003, 50330458004

Parameter	Units	Blank Result	Reporting Limit	MDL	Analyzed	Qualifiers
Alkalinity, Total as CaCO3	mg/L	ND	10.0	10.0	11/10/22 11:48	
Alkalinity,Bicarbonate (CaCO3)	mg/L	ND	10.0	10.0	11/10/22 11:48	
Alkalinity,Carbonate (CaCO3)	mg/L	ND	10.0	10.0	11/10/22 11:48	

LABORATORY CONTROL SAMPLE: 3241861

Parameter	Units	Spike Conc.	LCS Result	LCS % Rec	% Rec Limits	Qualifiers
Alkalinity, Total as CaCO3	mg/L	50	47.7	95	90-110	

SAMPLE DUPLICATE: 3241862

Parameter	Units	50330458001 Result	Dup Result	RPD	Max RPD	Qualifiers
Alkalinity, Total as CaCO3	mg/L	274	281	3	20	
Alkalinity,Bicarbonate (CaCO3)	mg/L	274	281	3	20	
Alkalinity,Carbonate (CaCO3)	mg/L	ND	ND		20	

SAMPLE DUPLICATE: 3241863

Parameter	Units	50330493003 Result	Dup Result	RPD	Max RPD	Qualifiers
Alkalinity, Total as CaCO3	mg/L	377	386	2	20	
Alkalinity,Bicarbonate (CaCO3)	mg/L	377	386	2	20	
Alkalinity,Carbonate (CaCO3)	mg/L	ND	ND		20	

Results presented on this page are in the units indicated by the "Units" column except where an alternate unit is presented to the right of the result.

REPORT OF LABORATORY ANALYSIS

This report shall not be reproduced, except in full,
without the written consent of Pace Analytical Services, LLC.

QUALITY CONTROL DATA

Project: Harding St Profile 1 Report 2

Pace Project No.: 50330458

QC Batch: 705718

Analysis Method: SM 2540C

QC Batch Method: SM 2540C

Analysis Description: 2540C Total Dissolved Solids

Laboratory: Pace Analytical Services - Indianapolis

Associated Lab Samples: 50330458001, 50330458002, 50330458003, 50330458004

METHOD BLANK: 3244187

Matrix: Water

Associated Lab Samples: 50330458001, 50330458002, 50330458003, 50330458004

Parameter	Units	Blank Result	Reporting Limit	MDL	Analyzed	Qualifiers
Total Dissolved Solids	mg/L	ND	10.0	10.0	11/11/22 08:25	

LABORATORY CONTROL SAMPLE: 3244188

Parameter	Units	Spike Conc.	LCS Result	LCS % Rec	% Rec Limits	Qualifiers
Total Dissolved Solids	mg/L	300	281	94	80-120	

SAMPLE DUPLICATE: 3244189

Parameter	Units	50330418002 Result	Dup Result	RPD	Max RPD	Qualifiers
Total Dissolved Solids	mg/L	1790	1680	6	10	

SAMPLE DUPLICATE: 3244190

Parameter	Units	50330458003 Result	Dup Result	RPD	Max RPD	Qualifiers
Total Dissolved Solids	mg/L	649	659	2	10	

Results presented on this page are in the units indicated by the "Units" column except where an alternate unit is presented to the right of the result.

REPORT OF LABORATORY ANALYSIS

This report shall not be reproduced, except in full,
without the written consent of Pace Analytical Services, LLC.

QUALITY CONTROL DATA

Project: Harding St Profile 1 Report 2

Pace Project No.: 50330458

QC Batch: 705895

Analysis Method: SM 4500-H+B

QC Batch Method: SM 4500-H+B

Analysis Description: 4500H+B pH

Laboratory: Pace Analytical Services - Indianapolis

Associated Lab Samples: 50330458001, 50330458002, 50330458003, 50330458004

SAMPLE DUPLICATE: 3245137

Parameter	Units	50330418006 Result	Dup Result	RPD	Max RPD	Qualifiers
pH at 25 Degrees C	Std. Units	7.5	7.5	1	2	H3

SAMPLE DUPLICATE: 3245138

Parameter	Units	50330493003 Result	Dup Result	RPD	Max RPD	Qualifiers
pH at 25 Degrees C	Std. Units	7.3	7.2	1	2	H3

Results presented on this page are in the units indicated by the "Units" column except where an alternate unit is presented to the right of the result.

REPORT OF LABORATORY ANALYSIS

This report shall not be reproduced, except in full,
without the written consent of Pace Analytical Services, LLC.

QUALITY CONTROL DATA

Project: Harding St Profile 1 Report 2

Pace Project No.: 50330458

QC Batch:	705988	Analysis Method:	SM 4500-S2-D
QC Batch Method:	SM 4500-S2-D	Analysis Description:	4500S2D Sulfide Water
		Laboratory:	Pace Analytical Services - Indianapolis
Associated Lab Samples:	50330458001, 50330458002, 50330458003, 50330458004		

METHOD BLANK: 3245799 Matrix: Water
Associated Lab Samples: 50330458001, 50330458002, 50330458003, 50330458004

Parameter	Units	Blank Result	Reporting Limit	MDL	Analyzed	Qualifiers
Sulfide	mg/L	ND	0.10	0.025	11/12/22 11:47	

LABORATORY CONTROL SAMPLE: 3245800

Parameter	Units	Spike Conc.	LCS Result	LCS % Rec	% Rec Limits	Qualifiers
Sulfide	mg/L	0.5	0.54	108	90-110	

MATRIX SPIKE & MATRIX SPIKE DUPLICATE: 3245801 3245802

Parameter	Units	50330416002 Result	MS Spike Conc.	MSD Spike Conc.	MS Result	MSD Result	MS % Rec	MSD % Rec	% Rec Limits	RPD	Max RPD	Qual
Sulfide	mg/L	ND	0.5	0.5	0.34	0.39	68	79	90-110	15	20	M3

MATRIX SPIKE SAMPLE: 3245803

Parameter	Units	50330461002 Result	Spike Conc.	MS Result	MS % Rec	% Rec Limits	Qualifiers
Sulfide	mg/L	ND	0.5	0.53	104	90-110	

Results presented on this page are in the units indicated by the "Units" column except where an alternate unit is presented to the right of the result.

REPORT OF LABORATORY ANALYSIS

This report shall not be reproduced, except in full, without the written consent of Pace Analytical Services, LLC.

QUALITY CONTROL DATA

Project: Harding St Profile 1 Report 2

Pace Project No.: 50330458

QC Batch:	705425	Analysis Method:	HACH 8146
QC Batch Method:	HACH 8146	Analysis Description:	Iron, Ferrous
		Laboratory:	Pace Analytical Services - Indianapolis

Associated Lab Samples: 50330458001, 50330458002, 50330458003, 50330458004

METHOD BLANK: 3242745 Matrix: Water
Associated Lab Samples: 50330458001, 50330458002, 50330458003, 50330458004

Parameter	Units	Blank Result	Reporting Limit	MDL	Analyzed	Qualifiers
Iron, Ferrous	mg/L	ND	0.20	0.096	11/09/22 19:58	H3,N2

LABORATORY CONTROL SAMPLE: 3242746

Parameter	Units	Spike Conc.	LCS Result	LCS % Rec	% Rec Limits	Qualifiers
Iron, Ferrous	mg/L	1	1.0	101	90-110	H3,N2

MATRIX SPIKE & MATRIX SPIKE DUPLICATE: 3242747 3242748

Parameter	Units	50330306004 Result	MS Spike Conc.	MSD Spike Conc.	MS Result	MSD Result	MS % Rec	MSD % Rec	% Rec Limits	RPD	Max RPD	Qual
Iron, Ferrous	mg/L	ND	1	1	1.0	1.1	97	100	90-110	4	20	H3,N2

MATRIX SPIKE & MATRIX SPIKE DUPLICATE: 3242749 3242750

Parameter	Units	50330416002 Result	MS Spike Conc.	MSD Spike Conc.	MS Result	MSD Result	MS % Rec	MSD % Rec	% Rec Limits	RPD	Max RPD	Qual
Iron, Ferrous	mg/L	ND	1	1	1.1	1.1	106	109	90-110	2	20	H3,N2

Results presented on this page are in the units indicated by the "Units" column except where an alternate unit is presented to the right of the result.

REPORT OF LABORATORY ANALYSIS

This report shall not be reproduced, except in full,
without the written consent of Pace Analytical Services, LLC.

QUALITY CONTROL DATA

Project: Harding St Profile 1 Report 2

Pace Project No.: 50330458

QC Batch: 705109 Analysis Method: EPA 353.2
 QC Batch Method: EPA 353.2 Analysis Description: 353.2 Nitrate + Nitrite, Unpres.
 Laboratory: Pace Analytical Services - Indianapolis

Associated Lab Samples: 50330458001, 50330458002, 50330458003, 50330458004

METHOD BLANK: 3241314 Matrix: Water
 Associated Lab Samples: 50330458001, 50330458002, 50330458003, 50330458004

Parameter	Units	Blank Result	Reporting Limit	MDL	Analyzed	Qualifiers
Nitrogen, Nitrate	mg/L	ND	0.10	0.011	11/08/22 20:11	
Nitrogen, Nitrite	mg/L	ND	0.10	0.0040	11/08/22 20:11	

LABORATORY CONTROL SAMPLE: 3241315

Parameter	Units	Spike Conc.	LCS Result	LCS % Rec	% Rec Limits	Qualifiers
Nitrogen, Nitrate	mg/L	1	0.95	95	90-110	
Nitrogen, Nitrite	mg/L	1	1.0	100	90-110	

MATRIX SPIKE & MATRIX SPIKE DUPLICATE: 3241316 3241317

Parameter	Units	50330416002 Result	MS Spike Conc.	MSD Spike Conc.	MS Result	MSD Result	MS % Rec	MSD % Rec	% Rec Limits	RPD	Max RPD	Qual
Nitrogen, Nitrate	mg/L	ND	1	1	1.0	0.99	97	97	90-110	0	20	
Nitrogen, Nitrite	mg/L	ND	1	1	1.0	1.0	101	101	90-110	0	20	

MATRIX SPIKE SAMPLE: 3241318

Parameter	Units	50330354004 Result	Spike Conc.	MS Result	MS % Rec	% Rec Limits	Qualifiers
Nitrogen, Nitrate	mg/L	ND	1	0.89	89	90-110	
Nitrogen, Nitrite	mg/L	ND	1	0.96	96	90-110	

Results presented on this page are in the units indicated by the "Units" column except where an alternate unit is presented to the right of the result.

REPORT OF LABORATORY ANALYSIS

This report shall not be reproduced, except in full,
without the written consent of Pace Analytical Services, LLC.

QUALITY CONTROL DATA

Project: Harding St Profile 1 Report 2

Pace Project No.: 50330458

QC Batch: 705476

Analysis Method: EPA 365.1

QC Batch Method: EPA 365.1

Analysis Description: 365.1 Total Phosphorus

Laboratory: Pace Analytical Services - Indianapolis

Associated Lab Samples: 50330458001, 50330458002, 50330458003, 50330458004

METHOD BLANK: 3242974

Matrix: Water

Associated Lab Samples: 50330458001, 50330458002, 50330458003, 50330458004

Parameter	Units	Blank Result	Reporting Limit	MDL	Analyzed	Qualifiers
Phosphate as P04	mg/L	ND	0.15	0.15	11/15/22 14:56	

LABORATORY CONTROL SAMPLE: 3242975

Parameter	Units	Spike Conc.	LCS Result	LCS % Rec	% Rec Limits	Qualifiers
Phosphate as P04	mg/L		1.5			

MATRIX SPIKE & MATRIX SPIKE DUPLICATE: 3242976 3242977

Parameter	Units	50330416002 Result	MS Spike Conc.	MSD Spike Conc.	MS Result	MSD Result	MS % Rec	MSD % Rec	% Rec Limits	RPD	Max RPD	Qual
Phosphate as P04	mg/L	ND			1.7	1.6					3	

MATRIX SPIKE SAMPLE: 3242978

Parameter	Units	50330432001 Result	Spike Conc.	MS Result	MS % Rec	% Rec Limits	Qualifiers
Phosphate as P04	mg/L		1.8	3.4			

Results presented on this page are in the units indicated by the "Units" column except where an alternate unit is presented to the right of the result.

REPORT OF LABORATORY ANALYSIS

This report shall not be reproduced, except in full,
without the written consent of Pace Analytical Services, LLC.

QUALITY CONTROL DATA

Project: Harding St Profile 1 Report 2

Pace Project No.: 50330458

QC Batch:	707235	Analysis Method:	SM 5310C
QC Batch Method:	SM 5310C	Analysis Description:	5310C Total Organic Carbon
		Laboratory:	Pace Analytical Services - Indianapolis

Associated Lab Samples: 50330458001, 50330458002, 50330458003, 50330458004

METHOD BLANK: 3251105 Matrix: Water
Associated Lab Samples: 50330458001, 50330458002, 50330458003, 50330458004

Parameter	Units	Blank Result	Reporting Limit	MDL	Analyzed	Qualifiers
Total Organic Carbon	mg/L	ND	1.0	0.14	11/21/22 15:19	

LABORATORY CONTROL SAMPLE: 3251106

Parameter	Units	Spike Conc.	LCS Result	LCS % Rec	% Rec Limits	Qualifiers
Total Organic Carbon	mg/L	10	10.1	101	90-110	

MATRIX SPIKE & MATRIX SPIKE DUPLICATE: 3251107 3251108

Parameter	Units	50330416002 Result	MS Spike Conc.	MSD Spike Conc.	MS Result	MSD Result	MS % Rec	MSD % Rec	% Rec Limits	RPD	Max RPD	Qual
Total Organic Carbon	mg/L	1.0	10	10	10.9	11.0	99	100	80-120	1	20	

MATRIX SPIKE & MATRIX SPIKE DUPLICATE: 3252295 3252296

Parameter	Units	50330363001 Result	MS Spike Conc.	MSD Spike Conc.	MS Result	MSD Result	MS % Rec	MSD % Rec	% Rec Limits	RPD	Max RPD	Qual
Total Organic Carbon	mg/L	5.6	40	40	45.2	45.1	99	99	80-120	0	20	

Results presented on this page are in the units indicated by the "Units" column except where an alternate unit is presented to the right of the result.

REPORT OF LABORATORY ANALYSIS

This report shall not be reproduced, except in full,
without the written consent of Pace Analytical Services, LLC.

QUALITY CONTROL DATA

Project: Harding St Profile 1 Report 2

Pace Project No.: 50330458

QC Batch:	707805	Analysis Method:	SM 5310C
QC Batch Method:	SM 5310C	Analysis Description:	5310C Dissolved Organic Carbon
		Laboratory:	Pace Analytical Services - Indianapolis

Associated Lab Samples: 50330458001, 50330458002, 50330458003, 50330458004

METHOD BLANK: 3253663 Matrix: Water

Associated Lab Samples: 50330458001, 50330458002, 50330458003, 50330458004

Parameter	Units	Blank Result	Reporting Limit	MDL	Analyzed	Qualifiers
Dissolved Organic Carbon	mg/L	ND	1.0	0.14	11/26/22 04:13	

LABORATORY CONTROL SAMPLE: 3253664

Parameter	Units	Spike Conc.	LCS Result	LCS % Rec	% Rec Limits	Qualifiers
Dissolved Organic Carbon	mg/L	10	9.7	97	90-110	

MATRIX SPIKE & MATRIX SPIKE DUPLICATE: 3253665 3253666

Parameter	Units	50330493003		3253665		3253666		% Rec Limits	RPD	Max RPD	Qual	
		MS Result	MS Spike Conc.	MSD Result	MSD Spike Conc.	MS Result	MSD Result					MS % Rec
Dissolved Organic Carbon	mg/L	3.6	10	10	10	13.0	13.2	94	96	80-120	1	20

Results presented on this page are in the units indicated by the "Units" column except where an alternate unit is presented to the right of the result.

REPORT OF LABORATORY ANALYSIS

This report shall not be reproduced, except in full,
without the written consent of Pace Analytical Services, LLC.

ANALYTICAL RESULTS - RADIOCHEMISTRY

Project: Harding St Profile 1 Report 2

Pace Project No.: 50330458

Sample: MW-105S **Lab ID: 50330458001** Collected: 11/07/22 14:45 Received: 11/08/22 12:20 Matrix: Water
PWS: Site ID: Sample Type:

Parameters	Method	Act ± Unc (MDC) Carr Trac	Units	Analyzed	CAS No.	Qual
	Pace Analytical Services - Greensburg					
Radium-226	EPA 903.1	0.751 ± 0.558 (0.697) C:NA T:97%	pCi/L	11/29/22 15:02	13982-63-3	
	Pace Analytical Services - Greensburg					
Radium-228	EPA 904.0	1.37 ± 0.463 (0.629) C:83% T:87%	pCi/L	11/30/22 11:45	15262-20-1	
	Pace Analytical Services - Greensburg					
Total Radium	Total Radium Calculation	2.12 ± 1.02 (1.33)	pCi/L	12/01/22 14:22	7440-14-4	

REPORT OF LABORATORY ANALYSIS

This report shall not be reproduced, except in full,
without the written consent of Pace Analytical Services, LLC.

ANALYTICAL RESULTS - RADIOCHEMISTRY

Project: Harding St Profile 1 Report 2

Pace Project No.: 50330458

Sample: MW-105I **Lab ID: 50330458002** Collected: 11/07/22 13:10 Received: 11/08/22 12:20 Matrix: Water
PWS: Site ID: Sample Type:

Parameters	Method	Act ± Unc (MDC) Carr Trac	Units	Analyzed	CAS No.	Qual
	Pace Analytical Services - Greensburg					
Radium-226	EPA 903.1	1.46 ± 0.827 (1.01) C:NA T:102%	pCi/L	11/29/22 15:02	13982-63-3	
	Pace Analytical Services - Greensburg					
Radium-228	EPA 904.0	0.510 ± 0.330 (0.619) C:82% T:87%	pCi/L	11/30/22 11:45	15262-20-1	
	Pace Analytical Services - Greensburg					
Total Radium	Total Radium Calculation	1.97 ± 1.16 (1.63)	pCi/L	12/01/22 14:22	7440-14-4	

REPORT OF LABORATORY ANALYSIS

This report shall not be reproduced, except in full,
without the written consent of Pace Analytical Services, LLC.

ANALYTICAL RESULTS - RADIOCHEMISTRY

Project: Harding St Profile 1 Report 2

Pace Project No.: 50330458

Sample: MW-105D **Lab ID: 50330458003** Collected: 11/07/22 12:10 Received: 11/08/22 12:20 Matrix: Water
PWS: Site ID: Sample Type:

Parameters	Method	Act ± Unc (MDC) Carr Trac	Units	Analyzed	CAS No.	Qual
	Pace Analytical Services - Greensburg					
Radium-226	EPA 903.1	1.00 ± 0.745 (0.980) C:NA T:92%	pCi/L	11/29/22 15:02	13982-63-3	
	Pace Analytical Services - Greensburg					
Radium-228	EPA 904.0	0.618 ± 0.322 (0.558) C:82% T:92%	pCi/L	11/30/22 11:45	15262-20-1	
	Pace Analytical Services - Greensburg					
Total Radium	Total Radium Calculation	1.62 ± 1.07 (1.54)	pCi/L	12/01/22 14:22	7440-14-4	

REPORT OF LABORATORY ANALYSIS

This report shall not be reproduced, except in full,
without the written consent of Pace Analytical Services, LLC.

ANALYTICAL RESULTS - RADIOCHEMISTRY

Project: Harding St Profile 1 Report 2

Pace Project No.: 50330458

Sample: DUP-4 **Lab ID: 50330458004** Collected: 11/07/22 08:00 Received: 11/08/22 12:20 Matrix: Water
PWS: Site ID: Sample Type:

Parameters	Method	Act ± Unc (MDC) Carr Trac	Units	Analyzed	CAS No.	Qual
	Pace Analytical Services - Greensburg					
Radium-226	EPA 903.1	0.449 ± 0.586 (0.966) C:NA T:89%	pCi/L	11/29/22 15:02	13982-63-3	
	Pace Analytical Services - Greensburg					
Radium-228	EPA 904.0	1.11 ± 0.424 (0.639) C:81% T:90%	pCi/L	11/30/22 11:45	15262-20-1	
	Pace Analytical Services - Greensburg					
Total Radium	Total Radium Calculation	1.56 ± 1.01 (1.61)	pCi/L	12/01/22 14:22	7440-14-4	

REPORT OF LABORATORY ANALYSIS

This report shall not be reproduced, except in full,
without the written consent of Pace Analytical Services, LLC.

QUALITY CONTROL - RADIOCHEMISTRY

Project: Harding St Profile 1 Report 2

Pace Project No.: 50330458

QC Batch: 546151

Analysis Method: EPA 904.0

QC Batch Method: EPA 904.0

Analysis Description: 904.0 Radium 228

Laboratory: Pace Analytical Services - Greensburg

Associated Lab Samples: 50330458001, 50330458002, 50330458003, 50330458004

METHOD BLANK: 2652153

Matrix: Water

Associated Lab Samples: 50330458001, 50330458002, 50330458003, 50330458004

Parameter	Act ± Unc (MDC) Carr Trac	Units	Analyzed	Qualifiers
Radium-228	0.893 ± 0.407 (0.679) C:76% T:91%	pCi/L	11/30/22 11:42	

Results presented on this page are in the units indicated by the "Units" column except where an alternate unit is presented to the right of the result.

REPORT OF LABORATORY ANALYSIS

This report shall not be reproduced, except in full,
without the written consent of Pace Analytical Services, LLC.

QUALITY CONTROL - RADIOCHEMISTRY

Project: Harding St Profile 1 Report 2

Pace Project No.: 50330458

QC Batch: 546149

Analysis Method: EPA 903.1

QC Batch Method: EPA 903.1

Analysis Description: 903.1 Radium-226

Laboratory: Pace Analytical Services - Greensburg

Associated Lab Samples: 50330458001, 50330458002, 50330458003, 50330458004

METHOD BLANK: 2652150

Matrix: Water

Associated Lab Samples: 50330458001, 50330458002, 50330458003, 50330458004

Parameter	Act ± Unc (MDC) Carr Trac	Units	Analyzed	Qualifiers
Radium-226	0.189 ± 0.288 (0.463) C:NA T:96%	pCi/L	11/29/22 14:32	

Results presented on this page are in the units indicated by the "Units" column except where an alternate unit is presented to the right of the result.

REPORT OF LABORATORY ANALYSIS

This report shall not be reproduced, except in full,
without the written consent of Pace Analytical Services, LLC.

QUALIFIERS

Project: Harding St Profile 1 Report 2
Pace Project No.: 50330458

DEFINITIONS

DF - Dilution Factor, if reported, represents the factor applied to the reported data due to dilution of the sample aliquot.

ND - Not Detected at or above adjusted reporting limit.

TNTC - Too Numerous To Count

J - Estimated concentration above the adjusted method detection limit and below the adjusted reporting limit.

MDL - Adjusted Method Detection Limit.

PQL - Practical Quantitation Limit.

RL - Reporting Limit - The lowest concentration value that meets project requirements for quantitative data with known precision and bias for a specific analyte in a specific matrix.

S - Surrogate

1,2-Diphenylhydrazine decomposes to and cannot be separated from Azobenzene using Method 8270. The result for each analyte is a combined concentration.

Consistent with EPA guidelines, unrounded data are displayed and have been used to calculate % recovery and RPD values.

LCS(D) - Laboratory Control Sample (Duplicate)

MS(D) - Matrix Spike (Duplicate)

DUP - Sample Duplicate

RPD - Relative Percent Difference

NC - Not Calculable.

SG - Silica Gel - Clean-Up

U - Indicates the compound was analyzed for, but not detected.

N-Nitrosodiphenylamine decomposes and cannot be separated from Diphenylamine using Method 8270. The result reported for each analyte is a combined concentration.

Reported results are not rounded until the final step prior to reporting. Therefore, calculated parameters that are typically reported as "Total" may vary slightly from the sum of the reported component parameters.

Act - Activity

Unc - Uncertainty: SDWA = 1.96 sigma count uncertainty, all other matrices = Expanded Uncertainty (95% confidence interval).

Gamma Spec = Expanded Uncertainty (95.4% Confidence Interval)

(MDC) - Minimum Detectable Concentration

Trac - Tracer Recovery (%)

Carr - Carrier Recovery (%)

Pace Analytical is TNI accredited. Contact your Pace PM for the current list of accredited analytes.

TNI - The NELAC Institute.

ANALYTE QUALIFIERS

H3 Sample was received or analysis requested beyond the recognized method holding time.

M3 Matrix spike recovery was outside laboratory control limits due to matrix interferences.

N2 The lab does not hold NELAC/TNI accreditation for this parameter but other accreditations/certifications may apply. A complete list of accreditations/certifications is available upon request.

REPORT OF LABORATORY ANALYSIS

This report shall not be reproduced, except in full,
without the written consent of Pace Analytical Services, LLC.

QUALITY CONTROL DATA CROSS REFERENCE TABLE

Project: Harding St Profile 1 Report 2

Pace Project No.: 50330458

Lab ID	Sample ID	QC Batch Method	QC Batch	Analytical Method	Analytical Batch
50330458001	MW-105S	EPA 9056	705803		
50330458002	MW-105I	EPA 9056	705803		
50330458003	MW-105D	EPA 9056	705803		
50330458004	DUP-4	EPA 9056	705803		
50330458001	MW-105S	EPA 3010	705378	EPA 6010	707497
50330458002	MW-105I	EPA 3010	705378	EPA 6010	707497
50330458003	MW-105D	EPA 3010	705378	EPA 6010	707497
50330458004	DUP-4	EPA 3010	705378	EPA 6010	707497
50330458001	MW-105S	EPA 3010	705279	EPA 6010	707156
50330458002	MW-105I	EPA 3010	705279	EPA 6010	707156
50330458003	MW-105D	EPA 3010	705279	EPA 6010	707156
50330458004	DUP-4	EPA 3010	705279	EPA 6010	707156
50330458001	MW-105S	EPA 200.2	705497	EPA 6020	705698
50330458002	MW-105I	EPA 200.2	705497	EPA 6020	705698
50330458003	MW-105D	EPA 200.2	705497	EPA 6020	705698
50330458004	DUP-4	EPA 200.2	705497	EPA 6020	705698
50330458001	MW-105S	EPA 903.1	546149		
50330458002	MW-105I	EPA 903.1	546149		
50330458003	MW-105D	EPA 903.1	546149		
50330458004	DUP-4	EPA 903.1	546149		
50330458001	MW-105S	EPA 904.0	546151		
50330458002	MW-105I	EPA 904.0	546151		
50330458003	MW-105D	EPA 904.0	546151		
50330458004	DUP-4	EPA 904.0	546151		
50330458001	MW-105S	Total Radium Calculation	550751		
50330458002	MW-105I	Total Radium Calculation	550751		
50330458003	MW-105D	Total Radium Calculation	550751		
50330458004	DUP-4	Total Radium Calculation	550751		
50330458001	MW-105S	SM 2320B	705232		
50330458002	MW-105I	SM 2320B	705232		
50330458003	MW-105D	SM 2320B	705232		
50330458004	DUP-4	SM 2320B	705232		
50330458001	MW-105S	SM 2540C	705718		
50330458002	MW-105I	SM 2540C	705718		
50330458003	MW-105D	SM 2540C	705718		
50330458004	DUP-4	SM 2540C	705718		
50330458001	MW-105S	SM 4500-H+B	705895		
50330458002	MW-105I	SM 4500-H+B	705895		
50330458003	MW-105D	SM 4500-H+B	705895		
50330458004	DUP-4	SM 4500-H+B	705895		
50330458001	MW-105S	SM 4500-S2-D	705988		
50330458002	MW-105I	SM 4500-S2-D	705988		
50330458003	MW-105D	SM 4500-S2-D	705988		
50330458004	DUP-4	SM 4500-S2-D	705988		

REPORT OF LABORATORY ANALYSIS

This report shall not be reproduced, except in full,
without the written consent of Pace Analytical Services, LLC.

QUALITY CONTROL DATA CROSS REFERENCE TABLE

Project: Harding St Profile 1 Report 2

Pace Project No.: 50330458

Lab ID	Sample ID	QC Batch Method	QC Batch	Analytical Method	Analytical Batch
50330458001	MW-105S	HACH 8146	705425		
50330458002	MW-105I	HACH 8146	705425		
50330458003	MW-105D	HACH 8146	705425		
50330458004	DUP-4	HACH 8146	705425		
50330458001	MW-105S	EPA 353.2	705109		
50330458002	MW-105I	EPA 353.2	705109		
50330458003	MW-105D	EPA 353.2	705109		
50330458004	DUP-4	EPA 353.2	705109		
50330458001	MW-105S	EPA 365.1	705476	EPA 365.1	706557
50330458002	MW-105I	EPA 365.1	705476	EPA 365.1	706557
50330458003	MW-105D	EPA 365.1	705476	EPA 365.1	706557
50330458004	DUP-4	EPA 365.1	705476	EPA 365.1	706557
50330458001	MW-105S	SM 5310C	707235		
50330458002	MW-105I	SM 5310C	707235		
50330458003	MW-105D	SM 5310C	707235		
50330458004	DUP-4	SM 5310C	707235		
50330458001	MW-105S	SM 5310C	707805		
50330458002	MW-105I	SM 5310C	707805		
50330458003	MW-105D	SM 5310C	707805		
50330458004	DUP-4	SM 5310C	707805		

REPORT OF LABORATORY ANALYSIS

This report shall not be reproduced, except in full,
without the written consent of Pace Analytical Services, LLC.



SAMPLE CONDITION UPON RECEIPT FORM

Date/Time and Initials of person examining contents: 11/8/22 1500

1. Courier: FED EX UPS CLIENT PACE USPS OTHER _____

2. Custody Seal on Cooler/Box Present: Yes No
 (If yes)Seals Intact: Yes No (leave blank if no seals were present)

3. Thermometer: **1 2 3 4 5 6 A B C D E F**

4. Cooler Temperature(s): 2.1/2.1 1.8/1.8 _____
 (Initial/Corrected) RECORD TEMPS OF ALL COOLERS RECEIVED (use Comments below to add more)

5. Packing Material: Bubble Wrap Bubble Bags
 None Other _____

6. Ice Type: Wet Blue None

7. If temp. is over 6°C or under 0°C, was the PM notified?: Yes No
 Cooler temp should be above freezing to 6°C

All discrepancies will be written out in the comments section below.

	Yes	No		Yes	No	N/A
USDA Regulated Soils? (HI, ID, NY, WA, OR,CA, NM, TX, OK, AR, LA, TN, AL, MS, NC, SC, GA, FL, or Puerto Rico)		/	All containers needing acid/base preservation have been pH CHECKED?: Exceptions: VOA, coliform, LLHg, O&G, RAD CHEM, and any container with a septum cap or preserved with HCl.	/		
Short Hold Time Analysis (48 hours or less)? Analysis: <u>N₂</u>	/		Circle: <u>HNO₃ (<2)</u> <u>H₂SO₄ (<2)</u> <u>NaOH (>10)</u> <u>NaOH/ZnAc (>9)</u> Any non-conformance to pH recommendations will be noted on the container count form			
Time 5035A TC placed in Freezer or Short Holds To Lab Time: <u>1530</u>			Residual Chlorine Check (SVOC 625 Pest/PCB 608)	<u>Present</u>	<u>Absent</u>	<u>N/A</u>
Rush TAT Requested (4 days or less):		/	Residual Chlorine Check (Total/Amenable/Free Cyanide)			/
Custody Signatures Present?	/		Headspace Wisconsin Sulfide?			/
Containers Intact?:	/		Headspace in VOA Vials (>6mm): See Container Count form for details	<u>Present</u>	<u>Absent</u>	<u>No VOA Vials Sent</u>
Sample Label (IDs/Dates/Times) Match COC?: Except TCs, which only require sample ID	/		Trip Blank Present?		/	
Extra labels on Terracore Vials? (soils only)			Trip Blank Custody Seals?:		/	

COMMENTS:

March 03, 2023

Mr. Mark Breting
ATC Group Services
7988 Centerpoint Drive
Suite 100
Indianapolis, IN 46256

RE: Project: Harding St Profile 1 Report 1
Pace Project No.: 50330461

Dear Mr. Breting:

Enclosed are the analytical results for sample(s) received by the laboratory on November 08, 2022. The results relate only to the samples included in this report. Results reported herein conform to the applicable TNI/NELAC Standards and the laboratory's Quality Manual, where applicable, unless otherwise noted in the body of the report.

The test results provided in this final report were generated by each of the following laboratories within the Pace Network:

- Pace Analytical Services - Indianapolis
- Pace Analytical Services - Greensburg

If you have any questions concerning this report, please feel free to contact me.

Sincerely,



Will Statz
will.statz@pacelabs.com
(317)228-3105
Project Manager

Enclosures

cc: Mr. Robert Miller, Haley & Aldrich



REPORT OF LABORATORY ANALYSIS

This report shall not be reproduced, except in full,
without the written consent of Pace Analytical Services, LLC.

CERTIFICATIONS

Project: Harding St Profile 1 Report 1
Pace Project No.: 50330461

Pace Analytical Services Pennsylvania

1638 Roseytown Rd Suites 2,3&4, Greensburg, PA 15601
ANAB DOD-ELAP Rad Accreditation #: L2417
Alabama Certification #: 41590
Arizona Certification #: AZ0734
Arkansas Certification
California Certification #: 04222CA
Colorado Certification #: PA01547
Connecticut Certification #: PH-0694
Delaware Certification
EPA Region 4 DW Rad
Florida/TNI Certification #: E87683
Georgia Certification #: C040
Florida: Cert E871149 SEKS WET
Guam Certification
Hawaii Certification
Idaho Certification
Illinois Certification
Indiana Certification
Iowa Certification #: 391
Kansas/TNI Certification #: E-10358
Kentucky Certification #: KY90133
KY WW Permit #: KY0098221
KY WW Permit #: KY0000221
Louisiana DHH/TNI Certification #: LA180012
Louisiana DEQ/TNI Certification #: 4086
Maine Certification #: 2017020
Maryland Certification #: 308
Massachusetts Certification #: M-PA1457
Michigan/PADEP Certification #: 9991

Missouri Certification #: 235
Montana Certification #: Cert0082
Nebraska Certification #: NE-OS-29-14
Nevada Certification #: PA014572018-1
New Hampshire/TNI Certification #: 297617
New Jersey/TNI Certification #: PA051
New Mexico Certification #: PA01457
New York/TNI Certification #: 10888
North Carolina Certification #: 42706
North Dakota Certification #: R-190
Ohio EPA Rad Approval: #41249
Oregon/TNI Certification #: PA200002-010
Pennsylvania/TNI Certification #: 65-00282
Puerto Rico Certification #: PA01457
Rhode Island Certification #: 65-00282
South Dakota Certification
Tennessee Certification #: 02867
Texas/TNI Certification #: T104704188-17-3
Utah/TNI Certification #: PA014572017-9
USDA Soil Permit #: P330-17-00091
Vermont Dept. of Health: ID# VT-0282
Virgin Island/PADEP Certification
Virginia/VELAP Certification #: 460198
Washington Certification #: C868
West Virginia DEP Certification #: 143
West Virginia DHHR Certification #: 9964C
Wisconsin Approve List for Rad
Wyoming Certification #: 8TMS-L

Pace Analytical Services Indianapolis

7726 Moller Road, Indianapolis, IN 46268
Illinois Accreditation #: 200074
Indiana Drinking Water Laboratory #: C-49-06
Kansas/TNI Certification #: E-10177
Kentucky UST Agency Interest #: 80226
Kentucky WW Laboratory ID #: 98019
Michigan Drinking Water Laboratory #9050

Ohio VAP Certified Laboratory #: CL0065
Oklahoma Laboratory #: 9204
Texas Certification #: T104704355
Wisconsin Laboratory #: 999788130
USDA Foreign Soil Permit #: 525-23-13-23119
USDA Compliance Agreement #: IN-SL-22-001

REPORT OF LABORATORY ANALYSIS

This report shall not be reproduced, except in full,
without the written consent of Pace Analytical Services, LLC.

SAMPLE SUMMARY

Project: Harding St Profile 1 Report 1

Pace Project No.: 50330461

Lab ID	Sample ID	Matrix	Date Collected	Date Received
50330461001	MW-11D	Water	11/07/22 11:32	11/08/22 14:35
50330461002	MW-14D	Water	11/07/22 11:41	11/08/22 14:35

REPORT OF LABORATORY ANALYSIS

This report shall not be reproduced, except in full,
without the written consent of Pace Analytical Services, LLC.

SAMPLE ANALYTE COUNT

Project: Harding St Profile 1 Report 1

Pace Project No.: 50330461

Lab ID	Sample ID	Method	Analysts	Analytes Reported	Laboratory		
50330461001	MW-11D	EPA 9056	ADM	3	PASI-I		
		EPA 6010	RAM	15	PASI-I		
		EPA 6010	MTM	3	PASI-I		
		EPA 6020	CAW	4	PASI-I		
		EPA 903.1	GDH	1	PASI-PA		
		EPA 904.0	ZPC	1	PASI-PA		
		Total Radium Calculation	JAL	1	PASI-PA		
		SM 2320B	TAY	3	PASI-I		
		SM 2540C	MTW	1	PASI-I		
		SM 4500-H+B	TRK	1	PASI-I		
		SM 4500-S2-D	BEP	1	PASI-I		
		HACH 8146	ZM	1	PASI-I		
		EPA 353.2	MMS	2	PASI-I		
		EPA 365.1	ZM	1	PASI-I		
		SM 5310C	ATS	1	PASI-I		
		SM 5310C	MMS	1	PASI-I		
		50330461002	MW-14D	EPA 9056	ADM	3	PASI-I
				EPA 6010	RAM	15	PASI-I
				EPA 6010	MTM	3	PASI-I
EPA 6020	CAW			4	PASI-I		
EPA 903.1	GDH			1	PASI-PA		
EPA 904.0	ZPC			1	PASI-PA		
Total Radium Calculation	JAL			1	PASI-PA		
SM 2320B	TAY			3	PASI-I		
SM 2540C	MTW			1	PASI-I		
SM 4500-H+B	TRK			1	PASI-I		
SM 4500-S2-D	BEP			1	PASI-I		
HACH 8146	ZM			1	PASI-I		
EPA 353.2	MMS			2	PASI-I		
EPA 365.1	ZM			1	PASI-I		
SM 5310C	ATS			1	PASI-I		
SM 5310C	MMS			1	PASI-I		

PASI-I = Pace Analytical Services - Indianapolis

PASI-PA = Pace Analytical Services - Greensburg

REPORT OF LABORATORY ANALYSIS

This report shall not be reproduced, except in full,
without the written consent of Pace Analytical Services, LLC.

SUMMARY OF DETECTION

Project: Harding St Profile 1 Report 1

Pace Project No.: 50330461

Lab Sample ID	Client Sample ID	Result	Units	Report Limit	Analyzed	Qualifiers
Method	Parameters					
50330461001	MW-11D					
EPA 9056	Chloride	73.8	mg/L	2.5	11/15/22 10:53	
EPA 9056	Fluoride	0.40	mg/L	0.10	11/15/22 10:36	
EPA 9056	Sulfate	514	mg/L	25.0	11/15/22 11:09	
EPA 6010	Barium	23.7	ug/L	10.0	11/21/22 11:51	
EPA 6010	Boron	10900	ug/L	100	11/21/22 11:51	
EPA 6010	Calcium	214000	ug/L	10000	11/21/22 12:27	
EPA 6010	Iron	5250	ug/L	100	11/21/22 11:51	
EPA 6010	Lithium	139	ug/L	20.0	11/21/22 11:51	
EPA 6010	Magnesium	51400	ug/L	1000	11/21/22 11:51	
EPA 6010	Manganese	37.0	ug/L	10.0	11/21/22 11:51	
EPA 6010	Potassium	3100	ug/L	1000	11/21/22 11:51	
EPA 6010	Silica	16300	ug/L	450	11/21/22 11:51	N2
EPA 6010	Sodium	73600	ug/L	1000	11/21/22 11:51	
EPA 6010	Iron, Dissolved	5130	ug/L	100	11/18/22 13:39	
EPA 6010	Manganese, Dissolved	36.9	ug/L	10.0	11/18/22 13:39	
EPA 6020	Arsenic	17.5	ug/L	1.0	11/12/22 03:33	
EPA 903.1	Radium-226	0.383 ± 0.352 (0.208)	pCi/L		11/29/22 16:17	
EPA 904.0	Radium-228	C:NA T:98% 0.0664 ± 0.294 (0.669) C:86% T:87%	pCi/L		12/01/22 14:52	
Total Radium Calculation	Total Radium	0.449 ± 0.646 (0.877)	pCi/L		12/02/22 15:31	
SM 2320B	Alkalinity, Total as CaCO3	244	mg/L	10.0	11/10/22 11:48	
SM 2320B	Alkalinity, Bicarbonate (CaCO3)	244	mg/L	10.0	11/10/22 11:48	
SM 2540C	Total Dissolved Solids	1170	mg/L	20.0	11/11/22 08:28	
SM 4500-H+B	pH at 25 Degrees C	7.6	Std. Units	0.10	11/11/22 16:06	H3
SM 5310C	Dissolved Organic Carbon	1.1	mg/L	1.0	11/26/22 07:41	
50330461002	MW-14D					
EPA 9056	Chloride	156	mg/L	25.0	11/15/22 12:31	
EPA 9056	Fluoride	0.25	mg/L	0.10	11/15/22 11:58	
EPA 9056	Sulfate	1520	mg/L	25.0	11/15/22 12:31	
EPA 6010	Barium	34.5	ug/L	10.0	11/21/22 11:57	
EPA 6010	Boron	34900	ug/L	100	11/21/22 11:57	
EPA 6010	Calcium	382000	ug/L	10000	11/21/22 12:29	
EPA 6010	Iron	1500	ug/L	100	11/21/22 11:57	
EPA 6010	Lithium	545	ug/L	20.0	11/21/22 11:57	
EPA 6010	Magnesium	125000	ug/L	1000	11/21/22 11:57	
EPA 6010	Manganese	219	ug/L	10.0	11/21/22 11:57	
EPA 6010	Molybdenum	263	ug/L	10.0	11/21/22 11:57	
EPA 6010	Potassium	50200	ug/L	1000	11/21/22 11:57	
EPA 6010	Silica	9810	ug/L	450	11/21/22 11:57	N2
EPA 6010	Sodium	183000	ug/L	1000	11/21/22 11:57	
EPA 6010	Iron, Dissolved	1410	ug/L	100	11/18/22 13:41	

REPORT OF LABORATORY ANALYSIS

This report shall not be reproduced, except in full,
without the written consent of Pace Analytical Services, LLC.

SUMMARY OF DETECTION

Project: Harding St Profile 1 Report 1

Pace Project No.: 50330461

Lab Sample ID Method	Client Sample ID Parameters	Result	Units	Report Limit	Analyzed	Qualifiers
50330461002	MW-14D					
EPA 6010	Manganese, Dissolved	213	ug/L	10.0	11/18/22 13:41	
EPA 6010	Molybdenum, Dissolved	256	ug/L	10.0	11/18/22 13:41	
EPA 6020	Arsenic	109	ug/L	1.0	11/12/22 03:45	
EPA 903.1	Radium-226	0.512 ± 0.384 (0.198)	pCi/L		11/29/22 16:17	
EPA 904.0	Radium-228	C:NA T:98% 0.611 ± 0.384 (0.725)	pCi/L		12/01/22 14:52	
Total Radium Calculation	Total Radium	C:82% T:90% 1.12 ± 0.768 (0.923)	pCi/L		12/02/22 15:31	
SM 2320B	Alkalinity, Total as CaCO3	137	mg/L	10.0	11/10/22 11:48	
SM 2320B	Alkalinity,Bicarbonate (CaCO3)	137	mg/L	10.0	11/10/22 11:48	
SM 2540C	Total Dissolved Solids	2580	mg/L	40.0	11/11/22 08:28	
SM 4500-H+B	pH at 25 Degrees C	7.8	Std. Units	0.10	11/11/22 16:07	H3
EPA 365.1	Phosphate as P04	0.50	mg/L	0.15	11/15/22 15:19	
SM 5310C	Total Organic Carbon	1.9	mg/L	1.0	11/21/22 22:01	
SM 5310C	Dissolved Organic Carbon	2.1	mg/L	1.0	11/26/22 08:01	

REPORT OF LABORATORY ANALYSIS

This report shall not be reproduced, except in full,
without the written consent of Pace Analytical Services, LLC.

ANALYTICAL RESULTS

Project: Harding St Profile 1 Report 1

Pace Project No.: 50330461

Sample: MW-11D **Lab ID: 50330461001** Collected: 11/07/22 11:32 Received: 11/08/22 14:35 Matrix: Water

Comments: • Upon receipt at the laboratory, 5 mls of nitric acid were added to the sample to meet the sample preservation requirement of pH <2 for radiochemistry analysis. The samples were preserved <2 within the required 5 days of collection.

Report									
Parameters	Results	Units	Limit	MDL	DF	Prepared	Analyzed	CAS No.	Qual
9056 IC Anions									
Analytical Method: EPA 9056									
Pace Analytical Services - Indianapolis									
Chloride	73.8	mg/L	2.5	0.67	10		11/15/22 10:53	16887-00-6	
Fluoride	0.40	mg/L	0.10	0.017	1		11/15/22 10:36	16984-48-8	
Sulfate	514	mg/L	25.0	8.5	100		11/15/22 11:09	14808-79-8	
6010 MET ICP									
Analytical Method: EPA 6010 Preparation Method: EPA 3010									
Pace Analytical Services - Indianapolis									
Aluminum	ND	ug/L	200	55.4	1	11/17/22 08:31	11/21/22 11:51	7429-90-5	
Barium	23.7	ug/L	10.0	2.1	1	11/17/22 08:31	11/21/22 11:51	7440-39-3	
Boron	10900	ug/L	100	37.6	1	11/17/22 08:31	11/21/22 11:51	7440-42-8	
Cadmium	ND	ug/L	2.0	0.66	1	11/17/22 08:31	11/21/22 11:51	7440-43-9	
Calcium	214000	ug/L	10000	1630	10	11/17/22 08:31	11/21/22 12:27	7440-70-2	
Chromium	ND	ug/L	10.0	0.97	1	11/17/22 08:31	11/21/22 11:51	7440-47-3	
Iron	5250	ug/L	100	48.8	1	11/17/22 08:31	11/21/22 11:51	7439-89-6	
Lead	ND	ug/L	10.0	2.6	1	11/17/22 08:31	11/21/22 11:51	7439-92-1	
Lithium	139	ug/L	20.0	6.2	1	11/17/22 08:31	11/21/22 11:51	7439-93-2	
Magnesium	51400	ug/L	1000	71.8	1	11/17/22 08:31	11/21/22 11:51	7439-95-4	
Manganese	37.0	ug/L	10.0	2.5	1	11/17/22 08:31	11/21/22 11:51	7439-96-5	
Molybdenum	ND	ug/L	10.0	3.7	1	11/17/22 08:31	11/21/22 11:51	7439-98-7	
Potassium	3100	ug/L	1000	281	1	11/17/22 08:31	11/21/22 11:51	7440-09-7	
Silica	16300	ug/L	450		1	11/17/22 08:31	11/21/22 11:51	7631-86-9	N2
Sodium	73600	ug/L	1000	214	1	11/17/22 08:31	11/21/22 11:51	7440-23-5	
6010 MET ICP, Dissolved									
Analytical Method: EPA 6010 Preparation Method: EPA 3010									
Pace Analytical Services - Indianapolis									
Iron, Dissolved	5130	ug/L	100	48.8	1	11/16/22 08:33	11/18/22 13:39	7439-89-6	
Manganese, Dissolved	36.9	ug/L	10.0	2.5	1	11/16/22 08:33	11/18/22 13:39	7439-96-5	
Molybdenum, Dissolved	ND	ug/L	10.0	3.7	1	11/16/22 08:33	11/18/22 13:39	7439-98-7	
6020 MET ICPMS									
Analytical Method: EPA 6020 Preparation Method: EPA 200.2									
Pace Analytical Services - Indianapolis									
Antimony	ND	ug/L	1.0	0.13	1	11/10/22 16:00	11/12/22 03:33	7440-36-0	
Arsenic	17.5	ug/L	1.0	0.11	1	11/10/22 16:00	11/12/22 03:33	7440-38-2	
Cobalt	ND	ug/L	1.0	0.086	1	11/10/22 16:00	11/12/22 03:33	7440-48-4	
Selenium	ND	ug/L	1.0	0.35	1	11/10/22 16:00	11/12/22 03:33	7782-49-2	
2320B Alkalinity									
Analytical Method: SM 2320B									
Pace Analytical Services - Indianapolis									
Alkalinity, Total as CaCO3	244	mg/L	10.0	10.0	1		11/10/22 11:48		
Alkalinity,Bicarbonate (CaCO3)	244	mg/L	10.0	10.0	1		11/10/22 11:48		
Alkalinity,Carbonate (CaCO3)	ND	mg/L	10.0	10.0	1		11/10/22 11:48		

REPORT OF LABORATORY ANALYSIS

This report shall not be reproduced, except in full,
without the written consent of Pace Analytical Services, LLC.

ANALYTICAL RESULTS

Project: Harding St Profile 1 Report 1

Pace Project No.: 50330461

Sample: MW-11D **Lab ID: 50330461001** Collected: 11/07/22 11:32 Received: 11/08/22 14:35 Matrix: Water

Comments: • Upon receipt at the laboratory, 5 mls of nitric acid were added to the sample to meet the sample preservation requirement of pH <2 for radiochemistry analysis. The samples were preserved <2 within the required 5 days of collection.

Parameters	Results	Units	Limit	MDL	DF	Prepared	Analyzed	CAS No.	Qual
2540C Total Dissolved Solids									
Analytical Method: SM 2540C Pace Analytical Services - Indianapolis									
Total Dissolved Solids	1170	mg/L	20.0	20.0	1		11/11/22 08:28		
4500H+ pH, Electrometric									
Analytical Method: SM 4500-H+B Pace Analytical Services - Indianapolis									
pH at 25 Degrees C	7.6	Std. Units	0.10	0.10	1		11/11/22 16:06		H3
4500S2D Sulfide Water									
Analytical Method: SM 4500-S2-D Pace Analytical Services - Indianapolis									
Sulfide	ND	mg/L	0.10	0.025	1		11/12/22 11:47	18496-25-8	
Iron, Ferrous									
Analytical Method: HACH 8146 Pace Analytical Services - Indianapolis									
Iron, Ferrous	ND	mg/L	0.20	0.096	1		11/09/22 20:03	15438-31-0	H3,N2
353.2 Nitrogen, NO2/NO3 unpres									
Analytical Method: EPA 353.2 Pace Analytical Services - Indianapolis									
Nitrogen, Nitrate	ND	mg/L	0.10	0.011	1		11/08/22 21:09	14797-55-8	
Nitrogen, Nitrite	ND	mg/L	0.10	0.0040	1		11/08/22 21:09	14797-65-0	
365.1 Total Phosphorus									
Analytical Method: EPA 365.1 Preparation Method: EPA 365.1 Pace Analytical Services - Indianapolis									
Phosphate as P04	ND	mg/L	0.15	0.15	1	11/10/22 10:30	11/15/22 15:16		
5310C TOC									
Analytical Method: SM 5310C Pace Analytical Services - Indianapolis									
Total Organic Carbon	ND	mg/L	1.0	0.14	1		11/21/22 21:41	7440-44-0	
5310C Dissolved Organic Carbon									
Analytical Method: SM 5310C Pace Analytical Services - Indianapolis									
Dissolved Organic Carbon	1.1	mg/L	1.0	0.14	1		11/26/22 07:41		

REPORT OF LABORATORY ANALYSIS

This report shall not be reproduced, except in full,
without the written consent of Pace Analytical Services, LLC.

ANALYTICAL RESULTS

Project: Harding St Profile 1 Report 1

Pace Project No.: 50330461

Sample: MW-14D		Lab ID: 50330461002		Collected: 11/07/22 11:41		Received: 11/08/22 14:35		Matrix: Water	
Parameters	Results	Units	Report Limit	MDL	DF	Prepared	Analyzed	CAS No.	Qual
9056 IC Anions		Analytical Method: EPA 9056 Pace Analytical Services - Indianapolis							
Chloride	156	mg/L	25.0	6.7	100		11/15/22 12:31	16887-00-6	
Fluoride	0.25	mg/L	0.10	0.017	1		11/15/22 11:58	16984-48-8	
Sulfate	1520	mg/L	25.0	8.5	100		11/15/22 12:31	14808-79-8	
6010 MET ICP		Analytical Method: EPA 6010 Preparation Method: EPA 3010 Pace Analytical Services - Indianapolis							
Aluminum	ND	ug/L	200	55.4	1	11/17/22 08:31	11/21/22 11:57	7429-90-5	
Barium	34.5	ug/L	10.0	2.1	1	11/17/22 08:31	11/21/22 11:57	7440-39-3	
Boron	34900	ug/L	100	37.6	1	11/17/22 08:31	11/21/22 11:57	7440-42-8	
Cadmium	ND	ug/L	2.0	0.66	1	11/17/22 08:31	11/21/22 11:57	7440-43-9	
Calcium	382000	ug/L	10000	1630	10	11/17/22 08:31	11/21/22 12:29	7440-70-2	
Chromium	ND	ug/L	10.0	0.97	1	11/17/22 08:31	11/21/22 11:57	7440-47-3	
Iron	1500	ug/L	100	48.8	1	11/17/22 08:31	11/21/22 11:57	7439-89-6	
Lead	ND	ug/L	10.0	2.6	1	11/17/22 08:31	11/21/22 11:57	7439-92-1	
Lithium	545	ug/L	20.0	6.2	1	11/17/22 08:31	11/21/22 11:57	7439-93-2	
Magnesium	125000	ug/L	1000	71.8	1	11/17/22 08:31	11/21/22 11:57	7439-95-4	
Manganese	219	ug/L	10.0	2.5	1	11/17/22 08:31	11/21/22 11:57	7439-96-5	
Molybdenum	263	ug/L	10.0	3.7	1	11/17/22 08:31	11/21/22 11:57	7439-98-7	
Potassium	50200	ug/L	1000	281	1	11/17/22 08:31	11/21/22 11:57	7440-09-7	
Silica	9810	ug/L	450		1	11/17/22 08:31	11/21/22 11:57	7631-86-9	N2
Sodium	183000	ug/L	1000	214	1	11/17/22 08:31	11/21/22 11:57	7440-23-5	
6010 MET ICP, Dissolved		Analytical Method: EPA 6010 Preparation Method: EPA 3010 Pace Analytical Services - Indianapolis							
Iron, Dissolved	1410	ug/L	100	48.8	1	11/16/22 08:33	11/18/22 13:41	7439-89-6	
Manganese, Dissolved	213	ug/L	10.0	2.5	1	11/16/22 08:33	11/18/22 13:41	7439-96-5	
Molybdenum, Dissolved	256	ug/L	10.0	3.7	1	11/16/22 08:33	11/18/22 13:41	7439-98-7	
6020 MET ICPMS		Analytical Method: EPA 6020 Preparation Method: EPA 200.2 Pace Analytical Services - Indianapolis							
Antimony	ND	ug/L	1.0	0.13	1	11/10/22 16:00	11/12/22 03:45	7440-36-0	
Arsenic	109	ug/L	1.0	0.11	1	11/10/22 16:00	11/12/22 03:45	7440-38-2	
Cobalt	ND	ug/L	1.0	0.086	1	11/10/22 16:00	11/12/22 03:45	7440-48-4	
Selenium	ND	ug/L	1.0	0.35	1	11/10/22 16:00	11/12/22 03:45	7782-49-2	
2320B Alkalinity		Analytical Method: SM 2320B Pace Analytical Services - Indianapolis							
Alkalinity, Total as CaCO3	137	mg/L	10.0	10.0	1		11/10/22 11:48		
Alkalinity,Bicarbonate (CaCO3)	137	mg/L	10.0	10.0	1		11/10/22 11:48		
Alkalinity,Carbonate (CaCO3)	ND	mg/L	10.0	10.0	1		11/10/22 11:48		
2540C Total Dissolved Solids		Analytical Method: SM 2540C Pace Analytical Services - Indianapolis							
Total Dissolved Solids	2580	mg/L	40.0	40.0	1		11/11/22 08:28		

REPORT OF LABORATORY ANALYSIS

This report shall not be reproduced, except in full,
without the written consent of Pace Analytical Services, LLC.

ANALYTICAL RESULTS

Project: Harding St Profile 1 Report 1

Pace Project No.: 50330461

Sample: MW-14D		Lab ID: 50330461002		Collected: 11/07/22 11:41	Received: 11/08/22 14:35	Matrix: Water				
Parameters	Results	Units	Report Limit	MDL	DF	Prepared	Analyzed	CAS No.	Qual	
4500H+ pH, Electrometric		Analytical Method: SM 4500-H+B Pace Analytical Services - Indianapolis								
pH at 25 Degrees C	7.8	Std. Units	0.10	0.10	1		11/11/22 16:07		H3	
4500S2D Sulfide Water		Analytical Method: SM 4500-S2-D Pace Analytical Services - Indianapolis								
Sulfide	ND	mg/L	0.10	0.025	1		11/12/22 11:47	18496-25-8		
Iron, Ferrous		Analytical Method: HACH 8146 Pace Analytical Services - Indianapolis								
Iron, Ferrous	ND	mg/L	0.20	0.096	1		11/09/22 20:03	15438-31-0	H3,N2	
353.2 Nitrogen, NO2/NO3 unpres		Analytical Method: EPA 353.2 Pace Analytical Services - Indianapolis								
Nitrogen, Nitrate	ND	mg/L	0.10	0.011	1		11/08/22 21:10	14797-55-8		
Nitrogen, Nitrite	ND	mg/L	0.10	0.0040	1		11/08/22 21:10	14797-65-0		
365.1 Total Phosphorus		Analytical Method: EPA 365.1 Preparation Method: EPA 365.1 Pace Analytical Services - Indianapolis								
Phosphate as P04	0.50	mg/L	0.15	0.15	1	11/10/22 10:30	11/15/22 15:19			
5310C TOC		Analytical Method: SM 5310C Pace Analytical Services - Indianapolis								
Total Organic Carbon	1.9	mg/L	1.0	0.14	1		11/21/22 22:01	7440-44-0		
5310C Dissolved Organic Carbon		Analytical Method: SM 5310C Pace Analytical Services - Indianapolis								
Dissolved Organic Carbon	2.1	mg/L	1.0	0.14	1		11/26/22 08:01			

REPORT OF LABORATORY ANALYSIS

This report shall not be reproduced, except in full,
without the written consent of Pace Analytical Services, LLC.

QUALITY CONTROL DATA

Project: Harding St Profile 1 Report 1

Pace Project No.: 50330461

QC Batch: 705803	Analysis Method: EPA 9056
QC Batch Method: EPA 9056	Analysis Description: 9056 IC Anions
	Laboratory: Pace Analytical Services - Indianapolis

Associated Lab Samples: 50330461001, 50330461002

METHOD BLANK: 3244494 Matrix: Water

Associated Lab Samples: 50330461001, 50330461002

Parameter	Units	Blank Result	Reporting Limit	MDL	Analyzed	Qualifiers
Chloride	mg/L	ND	0.25	0.067	11/14/22 23:56	
Fluoride	mg/L	ND	0.10	0.017	11/14/22 23:56	
Sulfate	mg/L	ND	0.25	0.085	11/14/22 23:56	

LABORATORY CONTROL SAMPLE: 3244495

Parameter	Units	Spike Conc.	LCS Result	LCS % Rec	% Rec Limits	Qualifiers
Chloride	mg/L	1.2	1.3	101	80-120	
Fluoride	mg/L	0.5	0.49	98	80-120	
Sulfate	mg/L	2.5	2.4	95	80-120	

MATRIX SPIKE & MATRIX SPIKE DUPLICATE: 3244496 3244497

Parameter	Units	50330363001		3244496		3244497		% Rec	% Rec	% Rec Limits	RPD	Max RPD	Qual
		Result	MS Spike Conc.	MSD Spike Conc.	MS Result	MSD Result	MS % Rec						
Chloride	mg/L	19.0	12.5	12.5	30.7	30.8	93	94	80-120	0	15		
Fluoride	mg/L	0.18	0.5	0.5	0.65	0.64	95	93	80-120	1	15		
Sulfate	mg/L	1.1	2.5	2.5	3.5	3.5	95	93	80-120	2	15		

Results presented on this page are in the units indicated by the "Units" column except where an alternate unit is presented to the right of the result.

REPORT OF LABORATORY ANALYSIS

This report shall not be reproduced, except in full,
without the written consent of Pace Analytical Services, LLC.

QUALITY CONTROL DATA

Project: Harding St Profile 1 Report 1

Pace Project No.: 50330461

QC Batch: 705378

Analysis Method: EPA 6010

QC Batch Method: EPA 3010

Analysis Description: 6010 MET

Laboratory: Pace Analytical Services - Indianapolis

Associated Lab Samples: 50330461001, 50330461002

METHOD BLANK: 3242505

Matrix: Water

Associated Lab Samples: 50330461001, 50330461002

Parameter	Units	Blank Result	Reporting Limit	MDL	Analyzed	Qualifiers
Aluminum	ug/L	ND	200	55.4	11/21/22 11:16	
Barium	ug/L	ND	10.0	2.1	11/21/22 11:16	
Boron	ug/L	ND	100	37.6	11/21/22 11:16	
Cadmium	ug/L	ND	2.0	0.66	11/21/22 11:16	
Calcium	ug/L	ND	1000	163	11/21/22 11:16	
Chromium	ug/L	ND	10.0	0.97	11/21/22 11:16	
Iron	ug/L	ND	100	48.8	11/21/22 11:16	
Lead	ug/L	ND	10.0	2.6	11/21/22 11:16	
Lithium	ug/L	ND	20.0	6.2	11/21/22 11:16	
Magnesium	ug/L	ND	1000	71.8	11/21/22 11:16	
Manganese	ug/L	ND	10.0	2.5	11/21/22 11:16	
Molybdenum	ug/L	ND	10.0	3.7	11/21/22 11:16	
Potassium	ug/L	ND	1000	281	11/21/22 11:16	
Silica	ug/L	ND	450		11/21/22 11:16	N2
Sodium	ug/L	ND	1000	214	11/21/22 11:16	

LABORATORY CONTROL SAMPLE: 3242506

Parameter	Units	Spike Conc.	LCS Result	LCS % Rec	% Rec Limits	Qualifiers
Aluminum	ug/L	10000	10600	106	80-120	
Barium	ug/L	1000	1060	106	80-120	
Boron	ug/L	1000	1050	105	80-120	
Cadmium	ug/L	1000	1040	104	80-120	
Calcium	ug/L	10000	10600	106	80-120	
Chromium	ug/L	1000	1060	106	80-120	
Iron	ug/L	10000	10400	104	80-120	
Lead	ug/L	1000	1030	103	80-120	
Lithium	ug/L	1000	1070	107	80-120	
Magnesium	ug/L	10000	10600	106	80-120	
Manganese	ug/L	1000	1010	101	80-120	
Molybdenum	ug/L	1000	1110	111	80-120	
Potassium	ug/L	10000	10500	105	80-120	
Silica	ug/L	10700	11000	103	80-120	N2
Sodium	ug/L	10000	10600	106	80-120	

Results presented on this page are in the units indicated by the "Units" column except where an alternate unit is presented to the right of the result.

REPORT OF LABORATORY ANALYSIS

This report shall not be reproduced, except in full,
without the written consent of Pace Analytical Services, LLC.

QUALITY CONTROL DATA

Project: Harding St Profile 1 Report 1

Pace Project No.: 50330461

MATRIX SPIKE & MATRIX SPIKE DUPLICATE: 3242507 3242508														
Parameter	Units	50330421001		MS	MSD	3242508		% Rec	% Rec	% Rec	Limits	RPD	Max RPD	Qual
		Result	Conc.	Spike Conc.	Spike Conc.	MS Result	MSD Result							
Aluminum	ug/L	ND	10000	10000	10000	10600	10800	106	108	75-125	2	20		
Barium	ug/L	45.7	1000	1000	1000	1090	1090	104	105	75-125	0	20		
Boron	ug/L	184	1000	1000	1000	1230	1250	105	106	75-125	1	20		
Cadmium	ug/L		1000	1000	1000	1030	1040	103	104	75-125	1	20		
Calcium	ug/L	129000	10000	10000	10000	138000	138000	89	90	75-125	0	20		
Chromium	ug/L	ND	1000	1000	1000	1060	1050	106	105	75-125	1	20		
Iron	ug/L	ND	10000	10000	10000	9940	10200	99	102	75-125	3	20		
Lead	ug/L	ND	1000	1000	1000	997	1010	100	101	75-125	1	20		
Lithium	ug/L	ND	1000	1000	1000	1090	1100	109	109	75-125	0	20		
Magnesium	ug/L	41800	10000	10000	10000	51700	52100	99	103	75-125	1	20		
Manganese	ug/L	ND	1000	1000	1000	964	986	96	99	75-125	2	20		
Molybdenum	ug/L	ND	1000	1000	1000	1090	1100	109	110	75-125	1	20		
Potassium	ug/L	1080	10000	10000	10000	11700	11900	107	108	75-125	1	20		
Silica	ug/L	21300	10700	10700	10700	32100	31400	101	94	75-125	2	20	N2	
Sodium	ug/L	3550	10000	10000	10000	14100	14100	106	105	75-125	0	20		

Results presented on this page are in the units indicated by the "Units" column except where an alternate unit is presented to the right of the result.

REPORT OF LABORATORY ANALYSIS

This report shall not be reproduced, except in full,
without the written consent of Pace Analytical Services, LLC.

QUALITY CONTROL DATA

Project: Harding St Profile 1 Report 1

Pace Project No.: 50330461

QC Batch: 705279

Analysis Method: EPA 6010

QC Batch Method: EPA 3010

Analysis Description: 6010 MET Dissolved

Laboratory: Pace Analytical Services - Indianapolis

Associated Lab Samples: 50330461001, 50330461002

METHOD BLANK: 3242055

Matrix: Water

Associated Lab Samples: 50330461001, 50330461002

Parameter	Units	Blank Result	Reporting Limit	MDL	Analyzed	Qualifiers
Iron, Dissolved	ug/L	ND	100	48.8	11/18/22 12:44	
Manganese, Dissolved	ug/L	ND	10.0	2.5	11/18/22 12:44	
Molybdenum, Dissolved	ug/L	ND	10.0	3.7	11/18/22 12:44	

LABORATORY CONTROL SAMPLE: 3242056

Parameter	Units	Spike Conc.	LCS Result	LCS % Rec	% Rec Limits	Qualifiers
Iron, Dissolved	ug/L	10000	10000	100	80-120	
Manganese, Dissolved	ug/L	1000	978	98	80-120	
Molybdenum, Dissolved	ug/L	1000	1060	106	80-120	

MATRIX SPIKE & MATRIX SPIKE DUPLICATE: 3242057 3242058

Parameter	Units	50330339001		3242057		3242058		% Rec Limits	RPD	Max RPD	Qual
		Result	MS Spike Conc.	MS Spike Conc.	MS Result	MSD Result	MS % Rec				
Iron, Dissolved	ug/L	317	10000	10000	10400	10400	101	101	75-125	1	20
Manganese, Dissolved	ug/L	45.4	1000	1000	1020	1030	98	98	75-125	1	20
Molybdenum, Dissolved	ug/L	<10.0	1000	1000	1050	1070	105	107	75-125	2	20

Results presented on this page are in the units indicated by the "Units" column except where an alternate unit is presented to the right of the result.

REPORT OF LABORATORY ANALYSIS

This report shall not be reproduced, except in full,
without the written consent of Pace Analytical Services, LLC.

QUALITY CONTROL DATA

Project: Harding St Profile 1 Report 1

Pace Project No.: 50330461

QC Batch: 705497	Analysis Method: EPA 6020
QC Batch Method: EPA 200.2	Analysis Description: 6020 MET
	Laboratory: Pace Analytical Services - Indianapolis

Associated Lab Samples: 50330461001, 50330461002

METHOD BLANK: 3243079 Matrix: Water

Associated Lab Samples: 50330461001, 50330461002

Parameter	Units	Blank Result	Reporting Limit	MDL	Analyzed	Qualifiers
Antimony	ug/L	ND	1.0	0.13	11/12/22 01:34	
Arsenic	ug/L	ND	1.0	0.11	11/12/22 01:34	
Cobalt	ug/L	ND	1.0	0.086	11/12/22 01:34	
Selenium	ug/L	ND	1.0	0.35	11/12/22 01:34	

LABORATORY CONTROL SAMPLE: 3243080

Parameter	Units	Spike Conc.	LCS Result	LCS % Rec	% Rec Limits	Qualifiers
Antimony	ug/L	40	41.6	104	80-120	
Arsenic	ug/L	40	39.2	98	80-120	
Cobalt	ug/L	40	41.0	103	80-120	
Selenium	ug/L	40	40.1	100	80-120	

MATRIX SPIKE & MATRIX SPIKE DUPLICATE: 3243081 3243082

Parameter	Units	MS		MSD		MS % Rec	MSD % Rec	% Rec Limits	RPD	Max RPD	Qual
		50330418002	Result	Spike Conc.	Spike Conc.						
Antimony	ug/L	ND	40	40	43.1	43.5	107	108	75-125	1	20
Arsenic	ug/L	17.3	40	40	57.5	56.5	100	98	75-125	2	20
Cobalt	ug/L	2.6	40	40	40.7	41.8	95	98	75-125	3	20
Selenium	ug/L	ND	40	40	42.1	43.2	104	107	75-125	3	20

Results presented on this page are in the units indicated by the "Units" column except where an alternate unit is presented to the right of the result.

REPORT OF LABORATORY ANALYSIS

This report shall not be reproduced, except in full,
without the written consent of Pace Analytical Services, LLC.

QUALITY CONTROL DATA

Project: Harding St Profile 1 Report 1

Pace Project No.: 50330461

QC Batch: 705232

Analysis Method: SM 2320B

QC Batch Method: SM 2320B

Analysis Description: 2320B Alkalinity

Laboratory: Pace Analytical Services - Indianapolis

Associated Lab Samples: 50330461001, 50330461002

METHOD BLANK: 3241860

Matrix: Water

Associated Lab Samples: 50330461001, 50330461002

Parameter	Units	Blank Result	Reporting Limit	MDL	Analyzed	Qualifiers
Alkalinity, Total as CaCO ₃	mg/L	ND	10.0	10.0	11/10/22 11:48	
Alkalinity,Bicarbonate (CaCO ₃)	mg/L	ND	10.0	10.0	11/10/22 11:48	
Alkalinity,Carbonate (CaCO ₃)	mg/L	ND	10.0	10.0	11/10/22 11:48	

LABORATORY CONTROL SAMPLE: 3241861

Parameter	Units	Spike Conc.	LCS Result	LCS % Rec	% Rec Limits	Qualifiers
Alkalinity, Total as CaCO ₃	mg/L	50	47.7	95	90-110	

SAMPLE DUPLICATE: 3241862

Parameter	Units	50330458001 Result	Dup Result	RPD	Max RPD	Qualifiers
Alkalinity, Total as CaCO ₃	mg/L	274	281	3	20	
Alkalinity,Bicarbonate (CaCO ₃)	mg/L	274	281	3	20	
Alkalinity,Carbonate (CaCO ₃)	mg/L	ND	ND		20	

SAMPLE DUPLICATE: 3241863

Parameter	Units	50330493003 Result	Dup Result	RPD	Max RPD	Qualifiers
Alkalinity, Total as CaCO ₃	mg/L	377	386	2	20	
Alkalinity,Bicarbonate (CaCO ₃)	mg/L	377	386	2	20	
Alkalinity,Carbonate (CaCO ₃)	mg/L	ND	ND		20	

Results presented on this page are in the units indicated by the "Units" column except where an alternate unit is presented to the right of the result.

REPORT OF LABORATORY ANALYSIS

This report shall not be reproduced, except in full,
without the written consent of Pace Analytical Services, LLC.

QUALITY CONTROL DATA

Project: Harding St Profile 1 Report 1

Pace Project No.: 50330461

QC Batch: 705718

Analysis Method: SM 2540C

QC Batch Method: SM 2540C

Analysis Description: 2540C Total Dissolved Solids

Laboratory: Pace Analytical Services - Indianapolis

Associated Lab Samples: 50330461001, 50330461002

METHOD BLANK: 3244187

Matrix: Water

Associated Lab Samples: 50330461001, 50330461002

Parameter	Units	Blank Result	Reporting Limit	MDL	Analyzed	Qualifiers
Total Dissolved Solids	mg/L	ND	10.0	10.0	11/11/22 08:25	

LABORATORY CONTROL SAMPLE: 3244188

Parameter	Units	Spike Conc.	LCS Result	LCS % Rec	% Rec Limits	Qualifiers
Total Dissolved Solids	mg/L	300	281	94	80-120	

SAMPLE DUPLICATE: 3244189

Parameter	Units	50330418002 Result	Dup Result	RPD	Max RPD	Qualifiers
Total Dissolved Solids	mg/L	1790	1680	6	10	

SAMPLE DUPLICATE: 3244190

Parameter	Units	50330458003 Result	Dup Result	RPD	Max RPD	Qualifiers
Total Dissolved Solids	mg/L	649	659	2	10	

Results presented on this page are in the units indicated by the "Units" column except where an alternate unit is presented to the right of the result.

REPORT OF LABORATORY ANALYSIS

This report shall not be reproduced, except in full,
without the written consent of Pace Analytical Services, LLC.

QUALITY CONTROL DATA

Project: Harding St Profile 1 Report 1

Pace Project No.: 50330461

QC Batch: 705895

Analysis Method: SM 4500-H+B

QC Batch Method: SM 4500-H+B

Analysis Description: 4500H+B pH

Laboratory: Pace Analytical Services - Indianapolis

Associated Lab Samples: 50330461001, 50330461002

SAMPLE DUPLICATE: 3245137

Parameter	Units	50330418006 Result	Dup Result	RPD	Max RPD	Qualifiers
pH at 25 Degrees C	Std. Units	7.5	7.5	1	2	H3

SAMPLE DUPLICATE: 3245138

Parameter	Units	50330493003 Result	Dup Result	RPD	Max RPD	Qualifiers
pH at 25 Degrees C	Std. Units	7.3	7.2	1	2	H3

Results presented on this page are in the units indicated by the "Units" column except where an alternate unit is presented to the right of the result.

REPORT OF LABORATORY ANALYSIS

This report shall not be reproduced, except in full,
without the written consent of Pace Analytical Services, LLC.

QUALITY CONTROL DATA

Project: Harding St Profile 1 Report 1

Pace Project No.: 50330461

QC Batch:	705988	Analysis Method:	SM 4500-S2-D
QC Batch Method:	SM 4500-S2-D	Analysis Description:	4500S2D Sulfide Water
		Laboratory:	Pace Analytical Services - Indianapolis

Associated Lab Samples: 50330461001, 50330461002

METHOD BLANK: 3245799 Matrix: Water
Associated Lab Samples: 50330461001, 50330461002

Parameter	Units	Blank Result	Reporting Limit	MDL	Analyzed	Qualifiers
Sulfide	mg/L	ND	0.10	0.025	11/12/22 11:47	

LABORATORY CONTROL SAMPLE: 3245800

Parameter	Units	Spike Conc.	LCS Result	LCS % Rec	% Rec Limits	Qualifiers
Sulfide	mg/L	0.5	0.54	108	90-110	

MATRIX SPIKE & MATRIX SPIKE DUPLICATE: 3245801 3245802

Parameter	Units	50330416002 Result	MS Spike Conc.	MSD Spike Conc.	MS Result	MSD Result	MS % Rec	MSD % Rec	% Rec Limits	RPD	Max RPD	Qual
Sulfide	mg/L	ND	0.5	0.5	0.34	0.39	68	79	90-110	15	20	M3

MATRIX SPIKE SAMPLE: 3245803

Parameter	Units	50330461002 Result	Spike Conc.	MS Result	MS % Rec	% Rec Limits	Qualifiers
Sulfide	mg/L	ND	0.5	0.53	104	90-110	

Results presented on this page are in the units indicated by the "Units" column except where an alternate unit is presented to the right of the result.

REPORT OF LABORATORY ANALYSIS

This report shall not be reproduced, except in full,
without the written consent of Pace Analytical Services, LLC.

QUALITY CONTROL DATA

Project: Harding St Profile 1 Report 1

Pace Project No.: 50330461

QC Batch: 705425

Analysis Method: HACH 8146

QC Batch Method: HACH 8146

Analysis Description: Iron, Ferrous

Laboratory: Pace Analytical Services - Indianapolis

Associated Lab Samples: 50330461001, 50330461002

METHOD BLANK: 3242745

Matrix: Water

Associated Lab Samples: 50330461001, 50330461002

Parameter	Units	Blank Result	Reporting Limit	MDL	Analyzed	Qualifiers
Iron, Ferrous	mg/L	ND	0.20	0.096	11/09/22 19:58	H3,N2

LABORATORY CONTROL SAMPLE: 3242746

Parameter	Units	Spike Conc.	LCS Result	LCS % Rec	% Rec Limits	Qualifiers
Iron, Ferrous	mg/L	1	1.0	101	90-110	H3,N2

MATRIX SPIKE & MATRIX SPIKE DUPLICATE: 3242747 3242748

Parameter	Units	50330306004		3242747		3242748		% Rec	% Rec	% Rec Limits	RPD	Max RPD	Qual
		MS Result	MSD Spike Conc.	MS Result	MSD Spike Conc.	MS Result	MSD Spike Conc.						
Iron, Ferrous	mg/L	ND	1	1	1.0	1.1	97	100	90-110	4	20	H3,N2	

MATRIX SPIKE & MATRIX SPIKE DUPLICATE: 3242749 3242750

Parameter	Units	50330416002		3242749		3242750		% Rec	% Rec	% Rec Limits	RPD	Max RPD	Qual
		MS Result	MSD Spike Conc.	MS Result	MSD Spike Conc.	MS Result	MSD Spike Conc.						
Iron, Ferrous	mg/L	ND	1	1	1.1	1.1	106	109	90-110	2	20	H3,N2	

Results presented on this page are in the units indicated by the "Units" column except where an alternate unit is presented to the right of the result.

REPORT OF LABORATORY ANALYSIS

This report shall not be reproduced, except in full,
without the written consent of Pace Analytical Services, LLC.

QUALITY CONTROL DATA

Project: Harding St Profile 1 Report 1

Pace Project No.: 50330461

QC Batch: 705110

Analysis Method: EPA 353.2

QC Batch Method: EPA 353.2

Analysis Description: 353.2 Nitrate + Nitrite, Unpres.

Laboratory: Pace Analytical Services - Indianapolis

Associated Lab Samples: 50330461001, 50330461002

METHOD BLANK: 3241322

Matrix: Water

Associated Lab Samples: 50330461001, 50330461002

Parameter	Units	Blank Result	Reporting Limit	MDL	Analyzed	Qualifiers
Nitrogen, Nitrate	mg/L	ND	0.10	0.011	11/08/22 22:17	
Nitrogen, Nitrite	mg/L	ND	0.10	0.0040	11/08/22 22:17	

LABORATORY CONTROL SAMPLE: 3241323

Parameter	Units	Spike Conc.	LCS Result	LCS % Rec	% Rec Limits	Qualifiers
Nitrogen, Nitrate	mg/L	1	0.97	97	90-110	
Nitrogen, Nitrite	mg/L	1	1.0	100	90-110	

MATRIX SPIKE & MATRIX SPIKE DUPLICATE: 3241324 3241325

Parameter	Units	50330364002		3241325		MS % Rec	MSD % Rec	% Rec Limits	RPD	Max RPD	Qual
		MS Spike Conc.	MSD Spike Conc.	MS Result	MSD Result						
Nitrogen, Nitrate	mg/L	ND	1	1	0.99	0.99	98	98	90-110	0	20
Nitrogen, Nitrite	mg/L	ND	1	1	1.0	1.0	100	101	90-110	0	20

MATRIX SPIKE SAMPLE: 3241326

Parameter	Units	50330414003 Result	Spike Conc.	MS Result	MS % Rec	% Rec Limits	Qualifiers
Nitrogen, Nitrate	mg/L		2.0	1	3.0	101	90-110
Nitrogen, Nitrite	mg/L		ND	1	1.0	101	90-110

Results presented on this page are in the units indicated by the "Units" column except where an alternate unit is presented to the right of the result.

REPORT OF LABORATORY ANALYSIS

This report shall not be reproduced, except in full,
without the written consent of Pace Analytical Services, LLC.

QUALITY CONTROL DATA

Project: Harding St Profile 1 Report 1

Pace Project No.: 50330461

QC Batch: 705477

Analysis Method: EPA 365.1

QC Batch Method: EPA 365.1

Analysis Description: 365.1 Total Phosphorus

Laboratory: Pace Analytical Services - Indianapolis

Associated Lab Samples: 50330461001, 50330461002

METHOD BLANK: 3242995

Matrix: Water

Associated Lab Samples: 50330461001, 50330461002

Parameter	Units	Blank Result	Reporting Limit	MDL	Analyzed	Qualifiers
Phosphate as P04	mg/L	ND	0.15	0.15	11/15/22 15:14	

LABORATORY CONTROL SAMPLE: 3242996

Parameter	Units	Spike Conc.	LCS Result	LCS % Rec	% Rec Limits	Qualifiers
Phosphate as P04	mg/L		1.5			

MATRIX SPIKE & MATRIX SPIKE DUPLICATE: 3242997 3242998

Parameter	Units	50330461001		3242998		% Rec	% Rec	% Rec Limits	RPD	Max RPD	Qual
		MS Spike Conc.	MSD Spike Conc.	MS Result	MSD Result						
Phosphate as P04	mg/L	ND		1.5	1.5				2		

Results presented on this page are in the units indicated by the "Units" column except where an alternate unit is presented to the right of the result.

REPORT OF LABORATORY ANALYSIS

This report shall not be reproduced, except in full,
without the written consent of Pace Analytical Services, LLC.

QUALITY CONTROL DATA

Project: Harding St Profile 1 Report 1

Pace Project No.: 50330461

QC Batch: 707235

Analysis Method: SM 5310C

QC Batch Method: SM 5310C

Analysis Description: 5310C Total Organic Carbon

Laboratory: Pace Analytical Services - Indianapolis

Associated Lab Samples: 50330461001, 50330461002

METHOD BLANK: 3251105

Matrix: Water

Associated Lab Samples: 50330461001, 50330461002

Parameter	Units	Blank Result	Reporting Limit	MDL	Analyzed	Qualifiers
Total Organic Carbon	mg/L	ND	1.0	0.14	11/21/22 15:19	

LABORATORY CONTROL SAMPLE: 3251106

Parameter	Units	Spike Conc.	LCS Result	LCS % Rec	% Rec Limits	Qualifiers
Total Organic Carbon	mg/L	10	10.1	101	90-110	

MATRIX SPIKE & MATRIX SPIKE DUPLICATE: 3251107 3251108

Parameter	Units	50330416002		3251107		3251108		% Rec Limits	RPD	Max RPD	Qual	
		MS Result	MSD Spike Conc.	MS Result	MSD Spike Conc.	MS Result	MSD Result					
Total Organic Carbon	mg/L	1.0	10	10	10.9	11.0	99	100	80-120	1	20	

MATRIX SPIKE & MATRIX SPIKE DUPLICATE: 3252295 3252296

Parameter	Units	50330363001		3252295		3252296		% Rec Limits	RPD	Max RPD	Qual	
		MS Result	MSD Spike Conc.	MS Result	MSD Spike Conc.	MS Result	MSD Result					
Total Organic Carbon	mg/L	5.6	40	40	45.2	45.1	99	99	80-120	0	20	

Results presented on this page are in the units indicated by the "Units" column except where an alternate unit is presented to the right of the result.

REPORT OF LABORATORY ANALYSIS

This report shall not be reproduced, except in full,
without the written consent of Pace Analytical Services, LLC.

QUALITY CONTROL DATA

Project: Harding St Profile 1 Report 1

Pace Project No.: 50330461

QC Batch: 707805

Analysis Method: SM 5310C

QC Batch Method: SM 5310C

Analysis Description: 5310C Dissolved Organic Carbon

Laboratory: Pace Analytical Services - Indianapolis

Associated Lab Samples: 50330461001, 50330461002

METHOD BLANK: 3253663

Matrix: Water

Associated Lab Samples: 50330461001, 50330461002

Parameter	Units	Blank Result	Reporting Limit	MDL	Analyzed	Qualifiers
Dissolved Organic Carbon	mg/L	ND	1.0	0.14	11/26/22 04:13	

LABORATORY CONTROL SAMPLE: 3253664

Parameter	Units	Spike Conc.	LCS Result	LCS % Rec	% Rec Limits	Qualifiers
Dissolved Organic Carbon	mg/L	10	9.7	97	90-110	

MATRIX SPIKE & MATRIX SPIKE DUPLICATE: 3253665 3253666

Parameter	Units	50330493003		3253665		3253666		% Rec Limits	RPD	Max RPD	Qual
		MS Result	MS Spike Conc.	MSD Spike Conc.	MS Result	MSD Result	MS % Rec				
Dissolved Organic Carbon	mg/L	3.6	10	10	13.0	13.2	94	96	80-120	1	20

Results presented on this page are in the units indicated by the "Units" column except where an alternate unit is presented to the right of the result.

REPORT OF LABORATORY ANALYSIS

This report shall not be reproduced, except in full,
without the written consent of Pace Analytical Services, LLC.

ANALYTICAL RESULTS - RADIOCHEMISTRY

Project: Harding St Profile 1 Report 1

Pace Project No.: 50330461

Sample: MW-11D **Lab ID: 50330461001** Collected: 11/07/22 11:32 Received: 11/08/22 14:35 Matrix: Water
PWS: Site ID: Sample Type:

Comments: • Upon receipt at the laboratory, 5 mls of nitric acid were added to the sample to meet the sample preservation requirement of pH <2 for radiochemistry analysis. The samples were preserved <2 within the required 5 days of collection.

Parameters	Method	Act ± Unc (MDC) Carr Trac	Units	Analyzed	CAS No.	Qual
	Pace Analytical Services - Greensburg					
Radium-226	EPA 903.1	0.383 ± 0.352 (0.208) C:NA T:98%	pCi/L	11/29/22 16:17	13982-63-3	
	Pace Analytical Services - Greensburg					
Radium-228	EPA 904.0	0.0664 ± 0.294 (0.669) C:86% T:87%	pCi/L	12/01/22 14:52	15262-20-1	
	Pace Analytical Services - Greensburg					
Total Radium	Total Radium Calculation	0.449 ± 0.646 (0.877)	pCi/L	12/02/22 15:31	7440-14-4	

REPORT OF LABORATORY ANALYSIS

This report shall not be reproduced, except in full,
without the written consent of Pace Analytical Services, LLC.

ANALYTICAL RESULTS - RADIOCHEMISTRY

Project: Harding St Profile 1 Report 1

Pace Project No.: 50330461

Parameters	Method	Act ± Unc (MDC) Carr Trac	Units	Analyzed	CAS No.	Qual
Sample: MW-14D Lab ID: 50330461002 Collected: 11/07/22 11:41 Received: 11/08/22 14:35 Matrix: Water PWS: Site ID: Sample Type:						
	Pace Analytical Services - Greensburg					
Radium-226	EPA 903.1	0.512 ± 0.384 (0.198) C:NA T:98%	pCi/L	11/29/22 16:17	13982-63-3	
	Pace Analytical Services - Greensburg					
Radium-228	EPA 904.0	0.611 ± 0.384 (0.725) C:82% T:90%	pCi/L	12/01/22 14:52	15262-20-1	
	Pace Analytical Services - Greensburg					
Total Radium	Total Radium Calculation	1.12 ± 0.768 (0.923)	pCi/L	12/02/22 15:31	7440-14-4	

REPORT OF LABORATORY ANALYSIS

This report shall not be reproduced, except in full,
without the written consent of Pace Analytical Services, LLC.

QUALITY CONTROL - RADIOCHEMISTRY

Project: Harding St Profile 1 Report 1

Pace Project No.: 50330461

QC Batch: 546158

Analysis Method: EPA 903.1

QC Batch Method: EPA 903.1

Analysis Description: 903.1 Radium-226

Laboratory: Pace Analytical Services - Greensburg

Associated Lab Samples: 50330461001, 50330461002

METHOD BLANK: 2652169

Matrix: Water

Associated Lab Samples: 50330461001, 50330461002

Parameter	Act ± Unc (MDC) Carr Trac	Units	Analyzed	Qualifiers
Radium-226	0.0854 ± 0.443 (0.919) C:NA T:96%	pCi/L	11/29/22 16:17	

Results presented on this page are in the units indicated by the "Units" column except where an alternate unit is presented to the right of the result.

REPORT OF LABORATORY ANALYSIS

This report shall not be reproduced, except in full,
without the written consent of Pace Analytical Services, LLC.

QUALITY CONTROL - RADIOCHEMISTRY

Project: Harding St Profile 1 Report 1

Pace Project No.: 50330461

QC Batch: 546161

Analysis Method: EPA 904.0

QC Batch Method: EPA 904.0

Analysis Description: 904.0 Radium 228

Laboratory: Pace Analytical Services - Greensburg

Associated Lab Samples: 50330461001, 50330461002

METHOD BLANK: 2652174

Matrix: Water

Associated Lab Samples: 50330461001, 50330461002

Parameter	Act ± Unc (MDC) Carr Trac	Units	Analyzed	Qualifiers
Radium-228	0.150 ± 0.273 (0.598) C:89% T:89%	pCi/L	12/01/22 14:54	

Results presented on this page are in the units indicated by the "Units" column except where an alternate unit is presented to the right of the result.

REPORT OF LABORATORY ANALYSIS

This report shall not be reproduced, except in full,
without the written consent of Pace Analytical Services, LLC.

QUALIFIERS

Project: Harding St Profile 1 Report 1

Pace Project No.: 50330461

DEFINITIONS

DF - Dilution Factor, if reported, represents the factor applied to the reported data due to dilution of the sample aliquot.

ND - Not Detected at or above adjusted reporting limit.

TNTC - Too Numerous To Count

J - Estimated concentration above the adjusted method detection limit and below the adjusted reporting limit.

MDL - Adjusted Method Detection Limit.

PQL - Practical Quantitation Limit.

RL - Reporting Limit - The lowest concentration value that meets project requirements for quantitative data with known precision and bias for a specific analyte in a specific matrix.

S - Surrogate

1,2-Diphenylhydrazine decomposes to and cannot be separated from Azobenzene using Method 8270. The result for each analyte is a combined concentration.

Consistent with EPA guidelines, unrounded data are displayed and have been used to calculate % recovery and RPD values.

LCS(D) - Laboratory Control Sample (Duplicate)

MS(D) - Matrix Spike (Duplicate)

DUP - Sample Duplicate

RPD - Relative Percent Difference

NC - Not Calculable.

SG - Silica Gel - Clean-Up

U - Indicates the compound was analyzed for, but not detected.

N-Nitrosodiphenylamine decomposes and cannot be separated from Diphenylamine using Method 8270. The result reported for each analyte is a combined concentration.

Reported results are not rounded until the final step prior to reporting. Therefore, calculated parameters that are typically reported as "Total" may vary slightly from the sum of the reported component parameters.

Act - Activity

Unc - Uncertainty: SDWA = 1.96 sigma count uncertainty, all other matrices = Expanded Uncertainty (95% confidence interval).

Gamma Spec = Expanded Uncertainty (95.4% Confidence Interval)

(MDC) - Minimum Detectable Concentration

Trac - Tracer Recovery (%)

Carr - Carrier Recovery (%)

Pace Analytical is TNI accredited. Contact your Pace PM for the current list of accredited analytes.

TNI - The NELAC Institute.

ANALYTE QUALIFIERS

H3 Sample was received or analysis requested beyond the recognized method holding time.

M3 Matrix spike recovery was outside laboratory control limits due to matrix interferences.

N2 The lab does not hold NELAC/TNI accreditation for this parameter but other accreditations/certifications may apply. A complete list of accreditations/certifications is available upon request.

REPORT OF LABORATORY ANALYSIS

This report shall not be reproduced, except in full,
without the written consent of Pace Analytical Services, LLC.

QUALITY CONTROL DATA CROSS REFERENCE TABLE

Project: Harding St Profile 1 Report 1

Pace Project No.: 50330461

Lab ID	Sample ID	QC Batch Method	QC Batch	Analytical Method	Analytical Batch
50330461001	MW-11D	EPA 9056	705803		
50330461002	MW-14D	EPA 9056	705803		
50330461001	MW-11D	EPA 3010	705378	EPA 6010	707497
50330461002	MW-14D	EPA 3010	705378	EPA 6010	707497
50330461001	MW-11D	EPA 3010	705279	EPA 6010	707156
50330461002	MW-14D	EPA 3010	705279	EPA 6010	707156
50330461001	MW-11D	EPA 200.2	705497	EPA 6020	705698
50330461002	MW-14D	EPA 200.2	705497	EPA 6020	705698
50330461001	MW-11D	EPA 903.1	546158		
50330461002	MW-14D	EPA 903.1	546158		
50330461001	MW-11D	EPA 904.0	546161		
50330461002	MW-14D	EPA 904.0	546161		
50330461001	MW-11D	Total Radium Calculation	551116		
50330461002	MW-14D	Total Radium Calculation	551116		
50330461001	MW-11D	SM 2320B	705232		
50330461002	MW-14D	SM 2320B	705232		
50330461001	MW-11D	SM 2540C	705718		
50330461002	MW-14D	SM 2540C	705718		
50330461001	MW-11D	SM 4500-H+B	705895		
50330461002	MW-14D	SM 4500-H+B	705895		
50330461001	MW-11D	SM 4500-S2-D	705988		
50330461002	MW-14D	SM 4500-S2-D	705988		
50330461001	MW-11D	HACH 8146	705425		
50330461002	MW-14D	HACH 8146	705425		
50330461001	MW-11D	EPA 353.2	705110		
50330461002	MW-14D	EPA 353.2	705110		
50330461001	MW-11D	EPA 365.1	705477	EPA 365.1	706558
50330461002	MW-14D	EPA 365.1	705477	EPA 365.1	706558
50330461001	MW-11D	SM 5310C	707235		
50330461002	MW-14D	SM 5310C	707235		
50330461001	MW-11D	SM 5310C	707805		
50330461002	MW-14D	SM 5310C	707805		

REPORT OF LABORATORY ANALYSIS

This report shall not be reproduced, except in full,
without the written consent of Pace Analytical Services, LLC.



SAMPLE CONDITION UPON RECEIPT FORM

Date/Time and Initials of person examining contents: MTZ 11/8/22 1510

1. Courier: FED EX UPS CLIENT PACE USPS OTHER _____

2. Custody Seal on Cooler/Box Present: Yes No
 (If yes)Seals Intact: Yes No (leave blank if no seals were present)

3. Thermometer: **1 2 3 4 5 6 A B C D E F**

4. Cooler Temperature(s): 2.5/2.5
 (Initial/Corrected) RECORD TEMPS OF ALL COOLERS RECEIVED (use Comments below to add more)

5. Packing Material: Bubble Wrap Bubble Bags
 None Other _____

6. Ice Type: Wet Blue None

7. If temp. is over 6°C or under 0°C, was the PM notified?: Yes No
 Cooler temp should be above freezing to 6°C

All discrepancies will be written out in the comments section below.

	Yes	No		Yes	No	N/A
USDA Regulated Soils? (HI, ID, NY, WA, OR,CA, NM, TX, OK, AR, LA, TN, AL, MS, NC, SC, GA, FL, or Puerto Rico)		<input checked="" type="checkbox"/>	All containers needing acid/base preservation have been pH CHECKED?: Exceptions: VOA, coliform, LLHg, O&G, RAD CHEM, and any container with a septum cap or preserved with HCl.	<input checked="" type="checkbox"/>		
Short Hold Time Analysis (48 hours or less)? Analysis: <u>N03</u>	<input checked="" type="checkbox"/>		Circle: HNO3 (<2) H2SO4 (<2) NaOH (>10) NaOH/ZnAc (>9) Any non-conformance to pH recommendations will be noted on the container count form			
Time 5035A TC placed in Freezer or Short Holds To Lab			Time: 1530	<u>Present</u>	<u>Absent</u>	<u>N/A</u>
Rush TAT Requested (4 days or less):		<input checked="" type="checkbox"/>	Residual Chlorine Check (SVOC 625 Pest/PCB 608)			<input checked="" type="checkbox"/>
Custody Signatures Present?	<input checked="" type="checkbox"/>		Residual Chlorine Check (Total/Amenable/Free Cyanide)			<input checked="" type="checkbox"/>
Containers Intact?:	<input checked="" type="checkbox"/>		Headspace Wisconsin Sulfide?			<input checked="" type="checkbox"/>
Sample Label (IDs/Dates/Times) Match COC?: Except TCs, which only require sample ID	<input checked="" type="checkbox"/>		Headspace in VOA Vials (>6mm): See Container Count form for details	<u>Present</u>	<u>Absent</u>	<u>No VOA Vials Sent</u>
Extra labels on Terracore Vials? (soils only)			Trip Blank Present?		<input checked="" type="checkbox"/>	
			Trip Blank Custody Seals?:		<input checked="" type="checkbox"/>	

COMMENTS:

March 03, 2023

Mr. Mark Breting
ATC Group Services
7988 Centerpoint Drive
Suite 100
Indianapolis, IN 46256

RE: Project: Harding St Profile 1 Report 1
Pace Project No.: 50330580

Dear Mr. Breting:

Enclosed are the analytical results for sample(s) received by the laboratory on November 09, 2022. The results relate only to the samples included in this report. Results reported herein conform to the applicable TNI/NELAC Standards and the laboratory's Quality Manual, where applicable, unless otherwise noted in the body of the report.

The test results provided in this final report were generated by each of the following laboratories within the Pace Network:

- Pace Analytical Services - Indianapolis
- Pace Analytical Services - Greensburg

If you have any questions concerning this report, please feel free to contact me.

Sincerely,



Will Statz
will.statz@pacelabs.com
(317)228-3105
Project Manager

Enclosures

cc: Mr. Robert Miller, Haley & Aldrich



REPORT OF LABORATORY ANALYSIS

This report shall not be reproduced, except in full,
without the written consent of Pace Analytical Services, LLC.

CERTIFICATIONS

Project: Harding St Profile 1 Report 1

Pace Project No.: 50330580

Pace Analytical Services Pennsylvania

1638 Roseytown Rd Suites 2,3&4, Greensburg, PA 15601

ANAB DOD-ELAP Rad Accreditation #: L2417

Alabama Certification #: 41590

Arizona Certification #: AZ0734

Arkansas Certification

California Certification #: 04222CA

Colorado Certification #: PA01547

Connecticut Certification #: PH-0694

Delaware Certification

EPA Region 4 DW Rad

Florida/TNI Certification #: E87683

Georgia Certification #: C040

Florida: Cert E871149 SEKS WET

Guam Certification

Hawaii Certification

Idaho Certification

Illinois Certification

Indiana Certification

Iowa Certification #: 391

Kansas/TNI Certification #: E-10358

Kentucky Certification #: KY90133

KY WW Permit #: KY0098221

KY WW Permit #: KY0000221

Louisiana DHH/TNI Certification #: LA180012

Louisiana DEQ/TNI Certification #: 4086

Maine Certification #: 2017020

Maryland Certification #: 308

Massachusetts Certification #: M-PA1457

Michigan/PADEP Certification #: 9991

Missouri Certification #: 235

Montana Certification #: Cert0082

Nebraska Certification #: NE-OS-29-14

Nevada Certification #: PA014572018-1

New Hampshire/TNI Certification #: 297617

New Jersey/TNI Certification #: PA051

New Mexico Certification #: PA01457

New York/TNI Certification #: 10888

North Carolina Certification #: 42706

North Dakota Certification #: R-190

Ohio EPA Rad Approval: #41249

Oregon/TNI Certification #: PA200002-010

Pennsylvania/TNI Certification #: 65-00282

Puerto Rico Certification #: PA01457

Rhode Island Certification #: 65-00282

South Dakota Certification

Tennessee Certification #: 02867

Texas/TNI Certification #: T104704188-17-3

Utah/TNI Certification #: PA014572017-9

USDA Soil Permit #: P330-17-00091

Vermont Dept. of Health: ID# VT-0282

Virgin Island/PADEP Certification

Virginia/VELAP Certification #: 460198

Washington Certification #: C868

West Virginia DEP Certification #: 143

West Virginia DHHR Certification #: 9964C

Wisconsin Approve List for Rad

Wyoming Certification #: 8TMS-L

Pace Analytical Services Indianapolis

7726 Moller Road, Indianapolis, IN 46268

Illinois Accreditation #: 200074

Indiana Drinking Water Laboratory #: C-49-06

Kansas/TNI Certification #: E-10177

Kentucky UST Agency Interest #: 80226

Kentucky WW Laboratory ID #: 98019

Michigan Drinking Water Laboratory #9050

Ohio VAP Certified Laboratory #: CL0065

Oklahoma Laboratory #: 9204

Texas Certification #: T104704355

Wisconsin Laboratory #: 999788130

USDA Foreign Soil Permit #: 525-23-13-23119

USDA Compliance Agreement #: IN-SL-22-001

REPORT OF LABORATORY ANALYSIS

This report shall not be reproduced, except in full,
without the written consent of Pace Analytical Services, LLC.

SAMPLE SUMMARY

Project: Harding St Profile 1 Report 1

Pace Project No.: 50330580

Lab ID	Sample ID	Matrix	Date Collected	Date Received
50330580001	MW-3D	Water	11/08/22 11:12	11/09/22 14:25
50330580002	MW-2D	Water	11/08/22 12:43	11/09/22 14:25
50330580003	MW-2S	Water	11/08/22 13:45	11/09/22 14:25
50330580004	MW-11S	Water	11/08/22 11:11	11/09/22 14:25
50330580005	MW-8S	Water	11/08/22 13:10	11/09/22 14:25
50330580006	DUP-2	Water	11/08/22 00:00	11/09/22 14:25

REPORT OF LABORATORY ANALYSIS

This report shall not be reproduced, except in full,
without the written consent of Pace Analytical Services, LLC.

SAMPLE ANALYTE COUNT

Project: Harding St Profile 1 Report 1

Pace Project No.: 50330580

Lab ID	Sample ID	Method	Analysts	Analytes Reported	Laboratory		
50330580001	MW-3D	EPA 9056	ADM	3	PASI-I		
		EPA 6010	RAM	15	PASI-I		
		EPA 6010	DJS	3	PASI-I		
		EPA 6020	CAW	4	PASI-I		
		EPA 903.1	CLM	1	PASI-PA		
		EPA 904.0	JJS1	1	PASI-PA		
		Total Radium Calculation	JAL	1	PASI-PA		
		SM 2320B	TAY	3	PASI-I		
		SM 2540C	MTW	1	PASI-I		
		SM 4500-H+B	TRK	1	PASI-I		
		SM 4500-S2-D	BEP	1	PASI-I		
		HACH 8146	ZM	1	PASI-I		
		EPA 353.2	OAS	2	PASI-I		
		EPA 365.1	ZM	1	PASI-I		
		SM 5310C	ATS	1	PASI-I		
		SM 5310C	ATS	1	PASI-I		
		50330580002	MW-2D	EPA 9056	ADM	3	PASI-I
				EPA 6010	RAM	15	PASI-I
				EPA 6010	DJS	3	PASI-I
EPA 6020	CAW			4	PASI-I		
EPA 903.1	CLM			1	PASI-PA		
EPA 904.0	JJS1			1	PASI-PA		
Total Radium Calculation	JAL			1	PASI-PA		
SM 2320B	TAY			3	PASI-I		
SM 2540C	MTW			1	PASI-I		
SM 4500-H+B	TRK			1	PASI-I		
SM 4500-S2-D	BEP			1	PASI-I		
HACH 8146	ZM			1	PASI-I		
EPA 353.2	OAS			2	PASI-I		
EPA 365.1	ZM			1	PASI-I		
SM 5310C	ATS			1	PASI-I		
SM 5310C	ATS			1	PASI-I		
50330580003	MW-2S			EPA 9056	ADM	3	PASI-I
				EPA 6010	RAM	15	PASI-I
				EPA 6010	DJS	3	PASI-I
		EPA 6020	CAW	4	PASI-I		
		EPA 903.1	CLM	1	PASI-PA		

REPORT OF LABORATORY ANALYSIS

This report shall not be reproduced, except in full,
without the written consent of Pace Analytical Services, LLC.

SAMPLE ANALYTE COUNT

Project: Harding St Profile 1 Report 1

Pace Project No.: 50330580

Lab ID	Sample ID	Method	Analysts	Analytes Reported	Laboratory
50330580004	MW-11S	EPA 904.0	JJS1	1	PASI-PA
		Total Radium Calculation	JAL	1	PASI-PA
		SM 2320B	TAY	3	PASI-I
		SM 2540C	MTW	1	PASI-I
		SM 4500-H+B	TRK	1	PASI-I
		SM 4500-S2-D	BEP	1	PASI-I
		HACH 8146	ZM	1	PASI-I
		EPA 353.2	OAS	2	PASI-I
		EPA 365.1	ZM	1	PASI-I
		SM 5310C	ATS	1	PASI-I
		SM 5310C	ATS	1	PASI-I
		EPA 9056	ADM	3	PASI-I
		EPA 6010	RAM	15	PASI-I
		EPA 6010	DJS	3	PASI-I
		EPA 6020	CAW	4	PASI-I
		EPA 903.1	CLM	1	PASI-PA
		EPA 904.0	JJS1	1	PASI-PA
		Total Radium Calculation	JAL	1	PASI-PA
		SM 2320B	TAY	3	PASI-I
		SM 2540C	MTW	1	PASI-I
SM 4500-H+B	TRK	1	PASI-I		
SM 4500-S2-D	BEP	1	PASI-I		
HACH 8146	ZM	1	PASI-I		
EPA 353.2	OAS	2	PASI-I		
EPA 365.1	ZM	1	PASI-I		
SM 5310C	ATS	1	PASI-I		
SM 5310C	ATS	1	PASI-I		
50330580005	MW-8S	EPA 9056	ADM	3	PASI-I
		EPA 6010	RAM	15	PASI-I
		EPA 6010	DJS	3	PASI-I
		EPA 6020	CAW	4	PASI-I
		EPA 903.1	CLM	1	PASI-PA
		EPA 904.0	JJS1	1	PASI-PA
		Total Radium Calculation	JAL	1	PASI-PA
		SM 2320B	TAY	3	PASI-I
		SM 2540C	MTW	1	PASI-I
		SM 4500-H+B	TRK	1	PASI-I

REPORT OF LABORATORY ANALYSIS

This report shall not be reproduced, except in full,
without the written consent of Pace Analytical Services, LLC.

SAMPLE ANALYTE COUNT

Project: Harding St Profile 1 Report 1

Pace Project No.: 50330580

Lab ID	Sample ID	Method	Analysts	Analytes Reported	Laboratory
		SM 4500-S2-D	BEP	1	PASI-I
		HACH 8146	ZM	1	PASI-I
		EPA 353.2	OAS	2	PASI-I
		EPA 365.1	ZM	1	PASI-I
		SM 5310C	ATS	1	PASI-I
		SM 5310C	ATS	1	PASI-I
50330580006	DUP-2	EPA 9056	ADM	3	PASI-I
		EPA 6010	RAM	15	PASI-I
		EPA 6010	DJS	3	PASI-I
		EPA 6020	CAW	4	PASI-I
		EPA 903.1	CLM	1	PASI-PA
		EPA 904.0	JJS1	1	PASI-PA
		Total Radium Calculation	JAL	1	PASI-PA
		SM 2320B	TAY	3	PASI-I
		SM 2540C	MTW	1	PASI-I
		SM 4500-H+B	TRK	1	PASI-I
		SM 4500-S2-D	BEP	1	PASI-I
		HACH 8146	ZM	1	PASI-I
		EPA 353.2	OAS	2	PASI-I
		EPA 365.1	ZM	1	PASI-I
		SM 5310C	ATS	1	PASI-I
		SM 5310C	ATS	1	PASI-I

PASI-I = Pace Analytical Services - Indianapolis

PASI-PA = Pace Analytical Services - Greensburg

REPORT OF LABORATORY ANALYSIS

This report shall not be reproduced, except in full,
without the written consent of Pace Analytical Services, LLC.

SUMMARY OF DETECTION

Project: Harding St Profile 1 Report 1

Pace Project No.: 50330580

Lab Sample ID	Client Sample ID	Result	Units	Report Limit	Analyzed	Qualifiers
Method	Parameters					
50330580001	MW-3D					
EPA 9056	Chloride	123	mg/L	2.5	11/16/22 21:51	
EPA 9056	Fluoride	0.25	mg/L	0.10	11/16/22 21:33	
EPA 9056	Sulfate	52.9	mg/L	2.5	11/16/22 21:51	
EPA 6010	Barium	85.6	ug/L	10.0	11/22/22 09:20	
EPA 6010	Boron	164	ug/L	100	11/22/22 09:20	
EPA 6010	Calcium	73900	ug/L	1000	11/22/22 09:20	
EPA 6010	Iron	1280	ug/L	100	11/22/22 09:20	
EPA 6010	Magnesium	17900	ug/L	1000	11/22/22 09:20	
EPA 6010	Manganese	171	ug/L	10.0	11/22/22 09:20	
EPA 6010	Potassium	3080	ug/L	1000	11/22/22 09:20	
EPA 6010	Silica	9080	ug/L	450	11/22/22 09:20	N2
EPA 6010	Sodium	71800	ug/L	1000	11/22/22 09:20	
EPA 6010	Iron, Dissolved	1040	ug/L	100	11/22/22 12:36	
EPA 6010	Manganese, Dissolved	177	ug/L	10.0	11/22/22 12:36	
EPA 6020	Arsenic	4.2	ug/L	1.0	11/15/22 21:46	
EPA 903.1	Radium-226	0.000 ± 0.545	pCi/L		12/02/22 14:31	
		(1.10) C:NA				
		T:102%				
EPA 904.0	Radium-228	0.592 ± 0.328	pCi/L		12/02/22 12:15	
		(0.590)				
		C:85%				
		T:94%				
Total Radium Calculation	Total Radium	0.592 ± 0.873	pCi/L		12/05/22 13:41	
		(1.69)				
SM 2320B	Alkalinity, Total as CaCO3	226	mg/L	10.0	11/10/22 15:08	
SM 2320B	Alkalinity,Bicarbonate (CaCO3)	226	mg/L	10.0	11/10/22 15:08	
SM 2540C	Total Dissolved Solids	489	mg/L	10.0	11/14/22 08:30	
SM 4500-H+B	pH at 25 Degrees C	7.5	Std. Units	0.10	11/12/22 15:39	H3
EPA 353.2	Nitrogen, Nitrate	0.46	mg/L	0.10	11/09/22 18:39	
SM 5310C	Total Organic Carbon	1.1	mg/L	1.0	11/26/22 23:36	
SM 5310C	Dissolved Organic Carbon	1.4	mg/L	1.0	11/28/22 20:21	
50330580002	MW-2D					
EPA 9056	Chloride	302	mg/L	25.0	11/16/22 20:41	
EPA 9056	Fluoride	0.94	mg/L	0.10	11/16/22 20:07	
EPA 9056	Sulfate	488	mg/L	25.0	11/16/22 20:41	
EPA 6010	Barium	57.7	ug/L	10.0	11/22/22 09:22	
EPA 6010	Boron	2100	ug/L	100	11/22/22 09:22	
EPA 6010	Calcium	206000	ug/L	5000	11/22/22 09:51	
EPA 6010	Iron	2530	ug/L	100	11/22/22 09:22	
EPA 6010	Lithium	54.8	ug/L	20.0	11/22/22 09:22	
EPA 6010	Magnesium	52200	ug/L	1000	11/22/22 09:22	
EPA 6010	Manganese	533	ug/L	10.0	11/22/22 09:22	
EPA 6010	Molybdenum	82.0	ug/L	10.0	11/22/22 09:22	
EPA 6010	Potassium	13100	ug/L	1000	11/22/22 09:22	
EPA 6010	Silica	15900	ug/L	450	11/22/22 09:22	N2
EPA 6010	Sodium	221000	ug/L	1000	11/22/22 09:22	

REPORT OF LABORATORY ANALYSIS

This report shall not be reproduced, except in full,
without the written consent of Pace Analytical Services, LLC.

SUMMARY OF DETECTION

Project: Harding St Profile 1 Report 1

Pace Project No.: 50330580

Lab Sample ID	Client Sample ID	Result	Units	Report Limit	Analyzed	Qualifiers
Method	Parameters					
50330580002	MW-2D					
EPA 6010	Iron, Dissolved	2230	ug/L	100	11/22/22 12:39	
EPA 6010	Manganese, Dissolved	536	ug/L	10.0	11/22/22 12:39	
EPA 6010	Molybdenum, Dissolved	80.8	ug/L	10.0	11/22/22 12:39	
EPA 6020	Arsenic	5.9	ug/L	1.0	11/15/22 21:50	
EPA 903.1	Radium-226	0.758 ± 0.725 (1.10) C:NA	pCi/L		12/02/22 14:31	
EPA 904.0	Radium-228	T:88% 1.28 ± 0.465 (0.712) C:84% T:91%	pCi/L		12/02/22 12:14	
Total Radium Calculation	Total Radium	2.04 ± 1.19 (1.81)	pCi/L		12/05/22 13:41	
SM 2320B	Alkalinity, Total as CaCO3	304	mg/L	10.0	11/10/22 15:08	
SM 2320B	Alkalinity,Bicarbonate (CaCO3)	304	mg/L	10.0	11/10/22 15:08	
SM 2540C	Total Dissolved Solids	1570	mg/L	20.0	11/14/22 08:30	
SM 4500-H+B	pH at 25 Degrees C	7.2	Std. Units	0.10	11/12/22 15:40	H3
HACH 8146	Iron, Ferrous	0.78	mg/L	0.20	11/09/22 21:12	H3,N2
50330580003	MW-2S					
EPA 9056	Chloride	684	mg/L	25.0	11/16/22 22:25	
EPA 9056	Fluoride	0.29	mg/L	0.10	11/16/22 22:08	
EPA 9056	Sulfate	660	mg/L	25.0	11/16/22 22:25	
EPA 6010	Barium	230	ug/L	10.0	11/22/22 09:24	
EPA 6010	Boron	496	ug/L	100	11/22/22 09:24	
EPA 6010	Calcium	251000	ug/L	5000	11/22/22 09:53	
EPA 6010	Iron	2890	ug/L	100	11/22/22 09:24	
EPA 6010	Lithium	21.6	ug/L	20.0	11/22/22 09:24	
EPA 6010	Magnesium	64800	ug/L	1000	11/22/22 09:24	
EPA 6010	Manganese	869	ug/L	10.0	11/22/22 09:24	
EPA 6010	Molybdenum	20.4	ug/L	10.0	11/22/22 09:24	
EPA 6010	Potassium	10100	ug/L	1000	11/22/22 09:24	
EPA 6010	Silica	11500	ug/L	450	11/22/22 09:24	N2
EPA 6010	Sodium	386000	ug/L	5000	11/22/22 09:53	
EPA 6010	Iron, Dissolved	3390	ug/L	100	11/22/22 12:42	
EPA 6010	Manganese, Dissolved	1020	ug/L	10.0	11/22/22 12:42	
EPA 6010	Molybdenum, Dissolved	23.3	ug/L	10.0	11/22/22 12:42	
EPA 6020	Arsenic	14.9	ug/L	1.0	11/15/22 21:54	
EPA 903.1	Radium-226	1.20 ± 0.951 (1.39) C:NA	pCi/L		12/02/22 14:31	
EPA 904.0	Radium-228	T:91% 1.86 ± 0.553 (0.699) C:86% T:87%	pCi/L		12/02/22 12:14	
Total Radium Calculation	Total Radium	3.06 ± 1.50 (2.09)	pCi/L		12/05/22 13:41	

REPORT OF LABORATORY ANALYSIS

This report shall not be reproduced, except in full,
without the written consent of Pace Analytical Services, LLC.

SUMMARY OF DETECTION

Project: Harding St Profile 1 Report 1

Pace Project No.: 50330580

Lab Sample ID	Client Sample ID	Result	Units	Report Limit	Analyzed	Qualifiers
Method	Parameters					
50330580003	MW-2S					
SM 2320B	Alkalinity, Total as CaCO3	211	mg/L	10.0	11/10/22 15:08	
SM 2320B	Alkalinity,Bicarbonate (CaCO3)	211	mg/L	10.0	11/10/22 15:08	
SM 2540C	Total Dissolved Solids	2250	mg/L	40.0	11/14/22 08:31	
SM 4500-H+B	pH at 25 Degrees C	7.2	Std. Units	0.10	11/12/22 15:41	H3
HACH 8146	Iron, Ferrous	0.58	mg/L	0.20	11/09/22 21:14	H3,N2
EPA 353.2	Nitrogen, Nitrate	0.31	mg/L	0.10	11/09/22 19:00	
EPA 365.1	Phosphate as P04	0.59	mg/L	0.15	11/15/22 17:39	
50330580004	MW-11S					
EPA 9056	Chloride	29.7	mg/L	2.5	11/16/22 23:00	
EPA 9056	Fluoride	1.7	mg/L	0.10	11/16/22 22:43	
EPA 9056	Sulfate	115	mg/L	2.5	11/16/22 23:00	
EPA 6010	Aluminum	268	ug/L	200	11/22/22 09:27	
EPA 6010	Barium	69.4	ug/L	10.0	11/22/22 09:27	
EPA 6010	Boron	612	ug/L	100	11/22/22 09:27	
EPA 6010	Calcium	48800	ug/L	1000	11/22/22 09:27	
EPA 6010	Iron	564	ug/L	100	11/22/22 09:27	
EPA 6010	Magnesium	29600	ug/L	1000	11/22/22 09:27	
EPA 6010	Manganese	32.8	ug/L	10.0	11/22/22 09:27	
EPA 6010	Molybdenum	73.8	ug/L	10.0	11/22/22 09:27	
EPA 6010	Potassium	1550	ug/L	1000	11/22/22 09:27	
EPA 6010	Silica	15000	ug/L	450	11/22/22 09:27	N2
EPA 6010	Sodium	19800	ug/L	1000	11/22/22 09:27	
EPA 6010	Iron, Dissolved	134	ug/L	100	11/22/22 12:45	
EPA 6010	Manganese, Dissolved	27.5	ug/L	10.0	11/22/22 12:45	
EPA 6010	Molybdenum, Dissolved	73.6	ug/L	10.0	11/22/22 12:45	
EPA 6020	Arsenic	3.8	ug/L	1.0	11/15/22 21:58	
EPA 903.1	Radium-226	0.177 ± 0.651 (1.25) C:NA T:95%	pCi/L		12/02/22 14:31	
EPA 904.0	Radium-228	0.733 ± 0.403 (0.745) C:84% T:91%	pCi/L		12/02/22 12:14	
Total Radium Calculation	Total Radium	0.910 ± 1.05 (2.00)	pCi/L		12/05/22 13:41	
SM 2320B	Alkalinity, Total as CaCO3	203	mg/L	10.0	11/10/22 15:08	
SM 2320B	Alkalinity,Bicarbonate (CaCO3)	203	mg/L	10.0	11/10/22 15:08	
SM 2540C	Total Dissolved Solids	432	mg/L	10.0	11/14/22 08:31	
SM 4500-H+B	pH at 25 Degrees C	7.8	Std. Units	0.10	11/12/22 15:43	H3
HACH 8146	Iron, Ferrous	0.21	mg/L	0.20	11/09/22 21:09	H3,N2
SM 5310C	Dissolved Organic Carbon	1.7	mg/L	1.0	11/28/22 21:25	
50330580005	MW-8S					
EPA 9056	Chloride	112	mg/L	25.0	11/16/22 23:35	
EPA 9056	Fluoride	0.16	mg/L	0.10	11/16/22 23:17	
EPA 9056	Sulfate	956	mg/L	25.0	11/16/22 23:35	
EPA 6010	Barium	47.6	ug/L	10.0	11/22/22 09:29	

REPORT OF LABORATORY ANALYSIS

This report shall not be reproduced, except in full,
without the written consent of Pace Analytical Services, LLC.

SUMMARY OF DETECTION

Project: Harding St Profile 1 Report 1

Pace Project No.: 50330580

Lab Sample ID	Client Sample ID	Result	Units	Report Limit	Analyzed	Qualifiers
Method	Parameters					
50330580005	MW-8S					
EPA 6010	Boron	14800	ug/L	100	11/22/22 09:29	
EPA 6010	Calcium	257000	ug/L	5000	11/22/22 09:56	
EPA 6010	Iron	134	ug/L	100	11/22/22 09:29	
EPA 6010	Lithium	169	ug/L	20.0	11/22/22 09:29	
EPA 6010	Magnesium	103000	ug/L	1000	11/22/22 09:29	
EPA 6010	Manganese	949	ug/L	10.0	11/22/22 09:29	
EPA 6010	Molybdenum	386	ug/L	10.0	11/22/22 09:29	
EPA 6010	Potassium	24000	ug/L	1000	11/22/22 09:29	
EPA 6010	Silica	12600	ug/L	450	11/22/22 09:29	N2
EPA 6010	Sodium	136000	ug/L	1000	11/22/22 09:29	
EPA 6010	Manganese, Dissolved	346	ug/L	10.0	11/22/22 12:48	
EPA 6010	Molybdenum, Dissolved	385	ug/L	10.0	11/22/22 12:48	
EPA 6020	Cobalt	3.9	ug/L	1.0	11/15/22 22:10	
EPA 903.1	Radium-226	-0.269 ± 0.410 (1.08) C:NA T:93%	pCi/L		12/02/22 14:31	
EPA 904.0	Radium-228	0.704 ± 0.374 (0.672) C:80% T:88%	pCi/L		12/02/22 12:15	
Total Radium Calculation	Total Radium	0.704 ± 0.784 (1.75)	pCi/L		12/05/22 13:41	
SM 2320B	Alkalinity, Total as CaCO3	328	mg/L	10.0	11/10/22 15:08	
SM 2320B	Alkalinity, Bicarbonate (CaCO3)	328	mg/L	10.0	11/10/22 15:08	
SM 2540C	Total Dissolved Solids	1870	mg/L	20.0	11/14/22 08:32	
SM 4500-H+B	pH at 25 Degrees C	7.2	Std. Units	0.10	11/12/22 15:44	H3
SM 5310C	Total Organic Carbon	1.9	mg/L	1.0	11/27/22 01:44	
SM 5310C	Dissolved Organic Carbon	2.1	mg/L	1.0	11/28/22 21:45	
50330580006	DUP-2					
EPA 9056	Chloride	123	mg/L	2.5	11/17/22 00:44	
EPA 9056	Fluoride	0.16	mg/L	0.10	11/17/22 00:27	
EPA 9056	Sulfate	944	mg/L	25.0	11/17/22 01:01	
EPA 6010	Barium	50.9	ug/L	10.0	11/22/22 09:31	
EPA 6010	Boron	15000	ug/L	100	11/22/22 09:31	
EPA 6010	Calcium	252000	ug/L	5000	11/22/22 09:58	
EPA 6010	Iron	197	ug/L	100	11/22/22 09:31	
EPA 6010	Lithium	171	ug/L	20.0	11/22/22 09:31	
EPA 6010	Magnesium	106000	ug/L	1000	11/22/22 09:31	
EPA 6010	Manganese	1190	ug/L	10.0	11/22/22 09:31	
EPA 6010	Molybdenum	388	ug/L	10.0	11/22/22 09:31	
EPA 6010	Potassium	24300	ug/L	1000	11/22/22 09:31	
EPA 6010	Silica	12900	ug/L	450	11/22/22 09:31	N2
EPA 6010	Sodium	138000	ug/L	1000	11/22/22 09:31	
EPA 6010	Manganese, Dissolved	342	ug/L	10.0	11/22/22 12:51	
EPA 6010	Molybdenum, Dissolved	378	ug/L	10.0	11/22/22 12:51	
EPA 6020	Cobalt	4.8	ug/L	1.0	11/15/22 22:14	

REPORT OF LABORATORY ANALYSIS

This report shall not be reproduced, except in full,
without the written consent of Pace Analytical Services, LLC.

SUMMARY OF DETECTION

Project: Harding St Profile 1 Report 1

Pace Project No.: 50330580

Lab Sample ID	Client Sample ID	Result	Units	Report Limit	Analyzed	Qualifiers
Method	Parameters					
50330580006	DUP-2					
EPA 903.1	Radium-226	0.171 ± 0.626 (1.20) C:NA T:97%	pCi/L		12/02/22 14:31	
EPA 904.0	Radium-228	-0.257 ± 0.365 (0.879) C:82% T:85%	pCi/L		12/02/22 12:15	
Total Radium Calculation	Total Radium	0.171 ± 0.991 (2.08)	pCi/L		12/05/22 13:41	
SM 2320B	Alkalinity, Total as CaCO3	326	mg/L	10.0	11/10/22 15:08	
SM 2320B	Alkalinity,Bicarbonate (CaCO3)	326	mg/L	10.0	11/10/22 15:08	
SM 2540C	Total Dissolved Solids	1870	mg/L	20.0	11/14/22 08:32	
SM 4500-H+B	pH at 25 Degrees C	7.2	Std. Units	0.10	11/12/22 15:44	H3
SM 5310C	Total Organic Carbon	1.9	mg/L	1.0	11/27/22 02:04	
SM 5310C	Dissolved Organic Carbon	2.0	mg/L	1.0	11/28/22 22:05	

REPORT OF LABORATORY ANALYSIS

This report shall not be reproduced, except in full,
without the written consent of Pace Analytical Services, LLC.

ANALYTICAL RESULTS

Project: Harding St Profile 1 Report 1

Pace Project No.: 50330580

Sample: MW-3D		Lab ID: 50330580001		Collected: 11/08/22 11:12		Received: 11/09/22 14:25		Matrix: Water	
Parameters	Results	Units	Report Limit	MDL	DF	Prepared	Analyzed	CAS No.	Qual
9056 IC Anions		Analytical Method: EPA 9056 Pace Analytical Services - Indianapolis							
Chloride	123	mg/L	2.5	0.67	10		11/16/22 21:51	16887-00-6	
Fluoride	0.25	mg/L	0.10	0.017	1		11/16/22 21:33	16984-48-8	
Sulfate	52.9	mg/L	2.5	0.85	10		11/16/22 21:51	14808-79-8	
6010 MET ICP		Analytical Method: EPA 6010 Preparation Method: EPA 3010 Pace Analytical Services - Indianapolis							
Aluminum	ND	ug/L	200	55.4	1	11/18/22 10:21	11/22/22 09:20	7429-90-5	
Barium	85.6	ug/L	10.0	2.1	1	11/18/22 10:21	11/22/22 09:20	7440-39-3	
Boron	164	ug/L	100	37.6	1	11/18/22 10:21	11/22/22 09:20	7440-42-8	
Cadmium	ND	ug/L	2.0	0.66	1	11/18/22 10:21	11/22/22 09:20	7440-43-9	
Calcium	73900	ug/L	1000	163	1	11/18/22 10:21	11/22/22 09:20	7440-70-2	
Chromium	ND	ug/L	10.0	0.97	1	11/18/22 10:21	11/22/22 09:20	7440-47-3	
Iron	1280	ug/L	100	48.8	1	11/18/22 10:21	11/22/22 09:20	7439-89-6	
Lead	ND	ug/L	10.0	2.6	1	11/18/22 10:21	11/22/22 09:20	7439-92-1	
Lithium	ND	ug/L	20.0	6.2	1	11/18/22 10:21	11/22/22 09:20	7439-93-2	
Magnesium	17900	ug/L	1000	71.8	1	11/18/22 10:21	11/22/22 09:20	7439-95-4	
Manganese	171	ug/L	10.0	2.5	1	11/18/22 10:21	11/22/22 09:20	7439-96-5	
Molybdenum	ND	ug/L	10.0	3.7	1	11/18/22 10:21	11/22/22 09:20	7439-98-7	
Potassium	3080	ug/L	1000	281	1	11/18/22 10:21	11/22/22 09:20	7440-09-7	
Silica	9080	ug/L	450		1	11/18/22 10:21	11/22/22 09:20	7631-86-9	N2
Sodium	71800	ug/L	1000	214	1	11/18/22 10:21	11/22/22 09:20	7440-23-5	
6010 MET ICP, Dissolved		Analytical Method: EPA 6010 Preparation Method: EPA 3010 Pace Analytical Services - Indianapolis							
Iron, Dissolved	1040	ug/L	100	48.8	1	11/19/22 13:39	11/22/22 12:36	7439-89-6	
Manganese, Dissolved	177	ug/L	10.0	5.4	1	11/19/22 13:39	11/22/22 12:36	7439-96-5	
Molybdenum, Dissolved	ND	ug/L	10.0	2.0	1	11/19/22 13:39	11/22/22 12:36	7439-98-7	
6020 MET ICPMS		Analytical Method: EPA 6020 Preparation Method: EPA 200.2 Pace Analytical Services - Indianapolis							
Antimony	ND	ug/L	1.0	0.13	1	11/13/22 16:45	11/15/22 21:46	7440-36-0	
Arsenic	4.2	ug/L	1.0	0.11	1	11/13/22 16:45	11/15/22 21:46	7440-38-2	
Cobalt	ND	ug/L	1.0	0.086	1	11/13/22 16:45	11/15/22 21:46	7440-48-4	
Selenium	ND	ug/L	1.0	0.35	1	11/13/22 16:45	11/15/22 21:46	7782-49-2	
2320B Alkalinity		Analytical Method: SM 2320B Pace Analytical Services - Indianapolis							
Alkalinity, Total as CaCO3	226	mg/L	10.0	10.0	1		11/10/22 15:08		
Alkalinity,Bicarbonate (CaCO3)	226	mg/L	10.0	10.0	1		11/10/22 15:08		
Alkalinity,Carbonate (CaCO3)	ND	mg/L	10.0	10.0	1		11/10/22 15:08		
2540C Total Dissolved Solids		Analytical Method: SM 2540C Pace Analytical Services - Indianapolis							
Total Dissolved Solids	489	mg/L	10.0	10.0	1		11/14/22 08:30		

REPORT OF LABORATORY ANALYSIS

This report shall not be reproduced, except in full,
without the written consent of Pace Analytical Services, LLC.

ANALYTICAL RESULTS

Project: Harding St Profile 1 Report 1

Pace Project No.: 50330580

Sample: MW-3D		Lab ID: 50330580001		Collected: 11/08/22 11:12	Received: 11/09/22 14:25	Matrix: Water			
Parameters	Results	Units	Report Limit	MDL	DF	Prepared	Analyzed	CAS No.	Qual
4500H+ pH, Electrometric		Analytical Method: SM 4500-H+B Pace Analytical Services - Indianapolis							
pH at 25 Degrees C	7.5	Std. Units	0.10	0.10	1		11/12/22 15:39		H3
4500S2D Sulfide Water		Analytical Method: SM 4500-S2-D Pace Analytical Services - Indianapolis							
Sulfide	ND	mg/L	0.10	0.025	1		11/12/22 12:33	18496-25-8	
Iron, Ferrous		Analytical Method: HACH 8146 Pace Analytical Services - Indianapolis							
Iron, Ferrous	ND	mg/L	0.20	0.096	1		11/09/22 21:10	15438-31-0	H3,N2
353.2 Nitrogen, NO2/NO3 unpres		Analytical Method: EPA 353.2 Pace Analytical Services - Indianapolis							
Nitrogen, Nitrate	0.46	mg/L	0.10	0.011	1		11/09/22 18:39	14797-55-8	
Nitrogen, Nitrite	ND	mg/L	0.10	0.0040	1		11/09/22 18:39	14797-65-0	
365.1 Total Phosphorus		Analytical Method: EPA 365.1 Preparation Method: EPA 365.1 Pace Analytical Services - Indianapolis							
Phosphate as P04	ND	mg/L	0.15	0.15	1	11/11/22 10:30	11/15/22 16:52		
5310C TOC		Analytical Method: SM 5310C Pace Analytical Services - Indianapolis							
Total Organic Carbon	1.1	mg/L	1.0	0.14	1		11/26/22 23:36	7440-44-0	
5310C Dissolved Organic Carbon		Analytical Method: SM 5310C Pace Analytical Services - Indianapolis							
Dissolved Organic Carbon	1.4	mg/L	1.0	0.14	1		11/28/22 20:21		

REPORT OF LABORATORY ANALYSIS

This report shall not be reproduced, except in full,
without the written consent of Pace Analytical Services, LLC.

ANALYTICAL RESULTS

Project: Harding St Profile 1 Report 1

Pace Project No.: 50330580

Sample: MW-2D		Lab ID: 50330580002		Collected: 11/08/22 12:43	Received: 11/09/22 14:25	Matrix: Water			
Parameters	Results	Units	Report Limit	MDL	DF	Prepared	Analyzed	CAS No.	Qual
9056 IC Anions		Analytical Method: EPA 9056 Pace Analytical Services - Indianapolis							
Chloride	302	mg/L	25.0	6.7	100		11/16/22 20:41	16887-00-6	
Fluoride	0.94	mg/L	0.10	0.017	1		11/16/22 20:07	16984-48-8	
Sulfate	488	mg/L	25.0	8.5	100		11/16/22 20:41	14808-79-8	
6010 MET ICP		Analytical Method: EPA 6010 Preparation Method: EPA 3010 Pace Analytical Services - Indianapolis							
Aluminum	ND	ug/L	200	55.4	1	11/18/22 10:21	11/22/22 09:22	7429-90-5	
Barium	57.7	ug/L	10.0	2.1	1	11/18/22 10:21	11/22/22 09:22	7440-39-3	
Boron	2100	ug/L	100	37.6	1	11/18/22 10:21	11/22/22 09:22	7440-42-8	
Cadmium	ND	ug/L	2.0	0.66	1	11/18/22 10:21	11/22/22 09:22	7440-43-9	
Calcium	206000	ug/L	5000	815	5	11/18/22 10:21	11/22/22 09:51	7440-70-2	
Chromium	ND	ug/L	10.0	0.97	1	11/18/22 10:21	11/22/22 09:22	7440-47-3	
Iron	2530	ug/L	100	48.8	1	11/18/22 10:21	11/22/22 09:22	7439-89-6	
Lead	ND	ug/L	10.0	2.6	1	11/18/22 10:21	11/22/22 09:22	7439-92-1	
Lithium	54.8	ug/L	20.0	6.2	1	11/18/22 10:21	11/22/22 09:22	7439-93-2	
Magnesium	52200	ug/L	1000	71.8	1	11/18/22 10:21	11/22/22 09:22	7439-95-4	
Manganese	533	ug/L	10.0	2.5	1	11/18/22 10:21	11/22/22 09:22	7439-96-5	
Molybdenum	82.0	ug/L	10.0	3.7	1	11/18/22 10:21	11/22/22 09:22	7439-98-7	
Potassium	13100	ug/L	1000	281	1	11/18/22 10:21	11/22/22 09:22	7440-09-7	
Silica	15900	ug/L	450		1	11/18/22 10:21	11/22/22 09:22	7631-86-9	N2
Sodium	221000	ug/L	1000	214	1	11/18/22 10:21	11/22/22 09:22	7440-23-5	
6010 MET ICP, Dissolved		Analytical Method: EPA 6010 Preparation Method: EPA 3010 Pace Analytical Services - Indianapolis							
Iron, Dissolved	2230	ug/L	100	48.8	1	11/19/22 13:39	11/22/22 12:39	7439-89-6	
Manganese, Dissolved	536	ug/L	10.0	5.4	1	11/19/22 13:39	11/22/22 12:39	7439-96-5	
Molybdenum, Dissolved	80.8	ug/L	10.0	2.0	1	11/19/22 13:39	11/22/22 12:39	7439-98-7	
6020 MET ICPMS		Analytical Method: EPA 6020 Preparation Method: EPA 200.2 Pace Analytical Services - Indianapolis							
Antimony	ND	ug/L	1.0	0.13	1	11/13/22 16:45	11/15/22 21:50	7440-36-0	
Arsenic	5.9	ug/L	1.0	0.11	1	11/13/22 16:45	11/15/22 21:50	7440-38-2	
Cobalt	ND	ug/L	1.0	0.086	1	11/13/22 16:45	11/15/22 21:50	7440-48-4	
Selenium	ND	ug/L	1.0	0.35	1	11/13/22 16:45	11/15/22 21:50	7782-49-2	
2320B Alkalinity		Analytical Method: SM 2320B Pace Analytical Services - Indianapolis							
Alkalinity, Total as CaCO3	304	mg/L	10.0	10.0	1		11/10/22 15:08		
Alkalinity,Bicarbonate (CaCO3)	304	mg/L	10.0	10.0	1		11/10/22 15:08		
Alkalinity,Carbonate (CaCO3)	ND	mg/L	10.0	10.0	1		11/10/22 15:08		
2540C Total Dissolved Solids		Analytical Method: SM 2540C Pace Analytical Services - Indianapolis							
Total Dissolved Solids	1570	mg/L	20.0	20.0	1		11/14/22 08:30		

REPORT OF LABORATORY ANALYSIS

This report shall not be reproduced, except in full,
without the written consent of Pace Analytical Services, LLC.

ANALYTICAL RESULTS

Project: Harding St Profile 1 Report 1

Pace Project No.: 50330580

Sample: MW-2D		Lab ID: 50330580002		Collected: 11/08/22 12:43	Received: 11/09/22 14:25	Matrix: Water			
Parameters	Results	Units	Report Limit	MDL	DF	Prepared	Analyzed	CAS No.	Qual
4500H+ pH, Electrometric		Analytical Method: SM 4500-H+B Pace Analytical Services - Indianapolis							
pH at 25 Degrees C	7.2	Std. Units	0.10	0.10	1		11/12/22 15:40		H3
4500S2D Sulfide Water		Analytical Method: SM 4500-S2-D Pace Analytical Services - Indianapolis							
Sulfide	ND	mg/L	0.10	0.025	1		11/12/22 12:33	18496-25-8	
Iron, Ferrous		Analytical Method: HACH 8146 Pace Analytical Services - Indianapolis							
Iron, Ferrous	0.78	mg/L	0.20	0.096	1		11/09/22 21:12	15438-31-0	H3,N2
353.2 Nitrogen, NO2/NO3 unpres		Analytical Method: EPA 353.2 Pace Analytical Services - Indianapolis							
Nitrogen, Nitrate	ND	mg/L	0.10	0.011	1		11/09/22 18:56	14797-55-8	
Nitrogen, Nitrite	ND	mg/L	0.10	0.0040	1		11/09/22 18:56	14797-65-0	
365.1 Total Phosphorus		Analytical Method: EPA 365.1 Preparation Method: EPA 365.1 Pace Analytical Services - Indianapolis							
Phosphate as P04	ND	mg/L	0.15	0.15	1	11/11/22 10:30	11/15/22 17:39		
5310C TOC		Analytical Method: SM 5310C Pace Analytical Services - Indianapolis							
Total Organic Carbon	ND	mg/L	4.0	0.57	4		11/27/22 15:42	7440-44-0	D3
5310C Dissolved Organic Carbon		Analytical Method: SM 5310C Pace Analytical Services - Indianapolis							
Dissolved Organic Carbon	ND	mg/L	4.0	0.57	4		11/29/22 11:20		D3

REPORT OF LABORATORY ANALYSIS

This report shall not be reproduced, except in full,
without the written consent of Pace Analytical Services, LLC.

ANALYTICAL RESULTS

Project: Harding St Profile 1 Report 1

Pace Project No.: 50330580

Sample: MW-2S **Lab ID: 50330580003** Collected: 11/08/22 13:45 Received: 11/09/22 14:25 Matrix: Water

Parameters	Results	Units	Report Limit	MDL	DF	Prepared	Analyzed	CAS No.	Qual
------------	---------	-------	--------------	-----	----	----------	----------	---------	------

9056 IC Anions

Analytical Method: EPA 9056
Pace Analytical Services - Indianapolis

Chloride	684	mg/L	25.0	6.7	100		11/16/22 22:25	16887-00-6	
Fluoride	0.29	mg/L	0.10	0.017	1		11/16/22 22:08	16984-48-8	
Sulfate	660	mg/L	25.0	8.5	100		11/16/22 22:25	14808-79-8	

6010 MET ICP

Analytical Method: EPA 6010 Preparation Method: EPA 3010
Pace Analytical Services - Indianapolis

Aluminum	ND	ug/L	200	55.4	1	11/18/22 10:21	11/22/22 09:24	7429-90-5	
Barium	230	ug/L	10.0	2.1	1	11/18/22 10:21	11/22/22 09:24	7440-39-3	
Boron	496	ug/L	100	37.6	1	11/18/22 10:21	11/22/22 09:24	7440-42-8	
Cadmium	ND	ug/L	2.0	0.66	1	11/18/22 10:21	11/22/22 09:24	7440-43-9	
Calcium	251000	ug/L	5000	815	5	11/18/22 10:21	11/22/22 09:53	7440-70-2	
Chromium	ND	ug/L	10.0	0.97	1	11/18/22 10:21	11/22/22 09:24	7440-47-3	
Iron	2890	ug/L	100	48.8	1	11/18/22 10:21	11/22/22 09:24	7439-89-6	
Lead	ND	ug/L	10.0	2.6	1	11/18/22 10:21	11/22/22 09:24	7439-92-1	
Lithium	21.6	ug/L	20.0	6.2	1	11/18/22 10:21	11/22/22 09:24	7439-93-2	
Magnesium	64800	ug/L	1000	71.8	1	11/18/22 10:21	11/22/22 09:24	7439-95-4	
Manganese	869	ug/L	10.0	2.5	1	11/18/22 10:21	11/22/22 09:24	7439-96-5	
Molybdenum	20.4	ug/L	10.0	3.7	1	11/18/22 10:21	11/22/22 09:24	7439-98-7	
Potassium	10100	ug/L	1000	281	1	11/18/22 10:21	11/22/22 09:24	7440-09-7	
Silica	11500	ug/L	450		1	11/18/22 10:21	11/22/22 09:24	7631-86-9	N2
Sodium	386000	ug/L	5000	1070	5	11/18/22 10:21	11/22/22 09:53	7440-23-5	

6010 MET ICP, Dissolved

Analytical Method: EPA 6010 Preparation Method: EPA 3010
Pace Analytical Services - Indianapolis

Iron, Dissolved	3390	ug/L	100	48.8	1	11/19/22 13:39	11/22/22 12:42	7439-89-6	
Manganese, Dissolved	1020	ug/L	10.0	5.4	1	11/19/22 13:39	11/22/22 12:42	7439-96-5	
Molybdenum, Dissolved	23.3	ug/L	10.0	2.0	1	11/19/22 13:39	11/22/22 12:42	7439-98-7	

6020 MET ICPMS

Analytical Method: EPA 6020 Preparation Method: EPA 200.2
Pace Analytical Services - Indianapolis

Antimony	ND	ug/L	1.0	0.13	1	11/13/22 16:45	11/15/22 21:54	7440-36-0	
Arsenic	14.9	ug/L	1.0	0.11	1	11/13/22 16:45	11/15/22 21:54	7440-38-2	
Cobalt	ND	ug/L	1.0	0.086	1	11/13/22 16:45	11/15/22 21:54	7440-48-4	
Selenium	ND	ug/L	1.0	0.35	1	11/13/22 16:45	11/15/22 21:54	7782-49-2	

2320B Alkalinity

Analytical Method: SM 2320B
Pace Analytical Services - Indianapolis

Alkalinity, Total as CaCO3	211	mg/L	10.0	10.0	1		11/10/22 15:08		
Alkalinity,Bicarbonate (CaCO3)	211	mg/L	10.0	10.0	1		11/10/22 15:08		
Alkalinity,Carbonate (CaCO3)	ND	mg/L	10.0	10.0	1		11/10/22 15:08		

2540C Total Dissolved Solids

Analytical Method: SM 2540C
Pace Analytical Services - Indianapolis

Total Dissolved Solids	2250	mg/L	40.0	40.0	1		11/14/22 08:31		
------------------------	-------------	------	------	------	---	--	----------------	--	--

REPORT OF LABORATORY ANALYSIS

This report shall not be reproduced, except in full,
without the written consent of Pace Analytical Services, LLC.

ANALYTICAL RESULTS

Project: Harding St Profile 1 Report 1

Pace Project No.: 50330580

Sample: MW-2S		Lab ID: 50330580003		Collected: 11/08/22 13:45	Received: 11/09/22 14:25	Matrix: Water				
Parameters	Results	Units	Report Limit	MDL	DF	Prepared	Analyzed	CAS No.	Qual	
4500H+ pH, Electrometric		Analytical Method: SM 4500-H+B Pace Analytical Services - Indianapolis								
pH at 25 Degrees C	7.2	Std. Units	0.10	0.10	1		11/12/22 15:41		H3	
4500S2D Sulfide Water		Analytical Method: SM 4500-S2-D Pace Analytical Services - Indianapolis								
Sulfide	ND	mg/L	0.10	0.025	1		11/12/22 12:33	18496-25-8		
Iron, Ferrous		Analytical Method: HACH 8146 Pace Analytical Services - Indianapolis								
Iron, Ferrous	0.58	mg/L	0.20	0.096	1		11/09/22 21:14	15438-31-0	H3,N2	
353.2 Nitrogen, NO2/NO3 unpres		Analytical Method: EPA 353.2 Pace Analytical Services - Indianapolis								
Nitrogen, Nitrate	0.31	mg/L	0.10	0.011	1		11/09/22 19:00	14797-55-8		
Nitrogen, Nitrite	ND	mg/L	0.10	0.0040	1		11/09/22 19:00	14797-65-0		
365.1 Total Phosphorus		Analytical Method: EPA 365.1 Preparation Method: EPA 365.1 Pace Analytical Services - Indianapolis								
Phosphate as P04	0.59	mg/L	0.15	0.15	1	11/11/22 10:30	11/15/22 17:39			
5310C TOC		Analytical Method: SM 5310C Pace Analytical Services - Indianapolis								
Total Organic Carbon	ND	mg/L	4.0	0.57	4		11/27/22 16:02	7440-44-0	D3	
5310C Dissolved Organic Carbon		Analytical Method: SM 5310C Pace Analytical Services - Indianapolis								
Dissolved Organic Carbon	ND	mg/L	4.0	0.57	4		11/29/22 11:40		D3	

REPORT OF LABORATORY ANALYSIS

This report shall not be reproduced, except in full,
without the written consent of Pace Analytical Services, LLC.

ANALYTICAL RESULTS

Project: Harding St Profile 1 Report 1

Pace Project No.: 50330580

Sample: MW-11S **Lab ID: 50330580004** Collected: 11/08/22 11:11 Received: 11/09/22 14:25 Matrix: Water

Parameters	Results	Units	Report Limit	MDL	DF	Prepared	Analyzed	CAS No.	Qual
------------	---------	-------	--------------	-----	----	----------	----------	---------	------

9056 IC Anions

Analytical Method: EPA 9056
Pace Analytical Services - Indianapolis

Chloride	29.7	mg/L	2.5	0.67	10		11/16/22 23:00	16887-00-6	
Fluoride	1.7	mg/L	0.10	0.017	1		11/16/22 22:43	16984-48-8	
Sulfate	115	mg/L	2.5	0.85	10		11/16/22 23:00	14808-79-8	

6010 MET ICP

Analytical Method: EPA 6010 Preparation Method: EPA 3010
Pace Analytical Services - Indianapolis

Aluminum	268	ug/L	200	55.4	1	11/18/22 10:21	11/22/22 09:27	7429-90-5	
Barium	69.4	ug/L	10.0	2.1	1	11/18/22 10:21	11/22/22 09:27	7440-39-3	
Boron	612	ug/L	100	37.6	1	11/18/22 10:21	11/22/22 09:27	7440-42-8	
Cadmium	ND	ug/L	2.0	0.66	1	11/18/22 10:21	11/22/22 09:27	7440-43-9	
Calcium	48800	ug/L	1000	163	1	11/18/22 10:21	11/22/22 09:27	7440-70-2	
Chromium	ND	ug/L	10.0	0.97	1	11/18/22 10:21	11/22/22 09:27	7440-47-3	
Iron	564	ug/L	100	48.8	1	11/18/22 10:21	11/22/22 09:27	7439-89-6	
Lead	ND	ug/L	10.0	2.6	1	11/18/22 10:21	11/22/22 09:27	7439-92-1	
Lithium	ND	ug/L	20.0	6.2	1	11/18/22 10:21	11/22/22 09:27	7439-93-2	
Magnesium	29600	ug/L	1000	71.8	1	11/18/22 10:21	11/22/22 09:27	7439-95-4	
Manganese	32.8	ug/L	10.0	2.5	1	11/18/22 10:21	11/22/22 09:27	7439-96-5	
Molybdenum	73.8	ug/L	10.0	3.7	1	11/18/22 10:21	11/22/22 09:27	7439-98-7	
Potassium	1550	ug/L	1000	281	1	11/18/22 10:21	11/22/22 09:27	7440-09-7	
Silica	15000	ug/L	450		1	11/18/22 10:21	11/22/22 09:27	7631-86-9	N2
Sodium	19800	ug/L	1000	214	1	11/18/22 10:21	11/22/22 09:27	7440-23-5	

6010 MET ICP, Dissolved

Analytical Method: EPA 6010 Preparation Method: EPA 3010
Pace Analytical Services - Indianapolis

Iron, Dissolved	134	ug/L	100	48.8	1	11/19/22 13:39	11/22/22 12:45	7439-89-6	
Manganese, Dissolved	27.5	ug/L	10.0	5.4	1	11/19/22 13:39	11/22/22 12:45	7439-96-5	
Molybdenum, Dissolved	73.6	ug/L	10.0	2.0	1	11/19/22 13:39	11/22/22 12:45	7439-98-7	

6020 MET ICPMS

Analytical Method: EPA 6020 Preparation Method: EPA 200.2
Pace Analytical Services - Indianapolis

Antimony	ND	ug/L	1.0	0.13	1	11/13/22 16:45	11/15/22 21:58	7440-36-0	
Arsenic	3.8	ug/L	1.0	0.11	1	11/13/22 16:45	11/15/22 21:58	7440-38-2	
Cobalt	ND	ug/L	1.0	0.086	1	11/13/22 16:45	11/15/22 21:58	7440-48-4	
Selenium	ND	ug/L	1.0	0.35	1	11/13/22 16:45	11/15/22 21:58	7782-49-2	

2320B Alkalinity

Analytical Method: SM 2320B
Pace Analytical Services - Indianapolis

Alkalinity, Total as CaCO3	203	mg/L	10.0	10.0	1	11/10/22 15:08			
Alkalinity,Bicarbonate (CaCO3)	203	mg/L	10.0	10.0	1	11/10/22 15:08			
Alkalinity,Carbonate (CaCO3)	ND	mg/L	10.0	10.0	1	11/10/22 15:08			

2540C Total Dissolved Solids

Analytical Method: SM 2540C
Pace Analytical Services - Indianapolis

Total Dissolved Solids	432	mg/L	10.0	10.0	1	11/14/22 08:31			
------------------------	------------	------	------	------	---	----------------	--	--	--

REPORT OF LABORATORY ANALYSIS

This report shall not be reproduced, except in full,
without the written consent of Pace Analytical Services, LLC.

ANALYTICAL RESULTS

Project: Harding St Profile 1 Report 1

Pace Project No.: 50330580

Sample: MW-11S		Lab ID: 50330580004		Collected: 11/08/22 11:11	Received: 11/09/22 14:25	Matrix: Water				
Parameters	Results	Units	Report Limit	MDL	DF	Prepared	Analyzed	CAS No.	Qual	
4500H+ pH, Electrometric		Analytical Method: SM 4500-H+B Pace Analytical Services - Indianapolis								
pH at 25 Degrees C	7.8	Std. Units	0.10	0.10	1		11/12/22 15:43		H3	
4500S2D Sulfide Water		Analytical Method: SM 4500-S2-D Pace Analytical Services - Indianapolis								
Sulfide	ND	mg/L	0.10	0.025	1		11/12/22 12:33	18496-25-8		
Iron, Ferrous		Analytical Method: HACH 8146 Pace Analytical Services - Indianapolis								
Iron, Ferrous	0.21	mg/L	0.20	0.096	1		11/09/22 21:09	15438-31-0	H3,N2	
353.2 Nitrogen, NO2/NO3 unpres		Analytical Method: EPA 353.2 Pace Analytical Services - Indianapolis								
Nitrogen, Nitrate	ND	mg/L	0.10	0.011	1		11/09/22 18:37	14797-55-8		
Nitrogen, Nitrite	ND	mg/L	0.10	0.0040	1		11/09/22 18:37	14797-65-0		
365.1 Total Phosphorus		Analytical Method: EPA 365.1 Preparation Method: EPA 365.1 Pace Analytical Services - Indianapolis								
Phosphate as P04	ND	mg/L	0.15	0.15	1	11/11/22 10:30	11/15/22 17:40			
5310C TOC		Analytical Method: SM 5310C Pace Analytical Services - Indianapolis								
Total Organic Carbon	ND	mg/L	1.0	0.14	1		11/27/22 01:24	7440-44-0		
5310C Dissolved Organic Carbon		Analytical Method: SM 5310C Pace Analytical Services - Indianapolis								
Dissolved Organic Carbon	1.7	mg/L	1.0	0.14	1		11/28/22 21:25			

REPORT OF LABORATORY ANALYSIS

This report shall not be reproduced, except in full,
without the written consent of Pace Analytical Services, LLC.

ANALYTICAL RESULTS

Project: Harding St Profile 1 Report 1

Pace Project No.: 50330580

Sample: MW-8S **Lab ID: 50330580005** Collected: 11/08/22 13:10 Received: 11/09/22 14:25 Matrix: Water

Parameters	Results	Units	Report			Prepared	Analyzed	CAS No.	Qual
			Limit	MDL	DF				
9056 IC Anions									
Analytical Method: EPA 9056									
Pace Analytical Services - Indianapolis									
Chloride	112	mg/L	25.0	6.7	100		11/16/22 23:35	16887-00-6	
Fluoride	0.16	mg/L	0.10	0.017	1		11/16/22 23:17	16984-48-8	
Sulfate	956	mg/L	25.0	8.5	100		11/16/22 23:35	14808-79-8	
6010 MET ICP									
Analytical Method: EPA 6010 Preparation Method: EPA 3010									
Pace Analytical Services - Indianapolis									
Aluminum	ND	ug/L	200	55.4	1	11/18/22 10:21	11/22/22 09:29	7429-90-5	
Barium	47.6	ug/L	10.0	2.1	1	11/18/22 10:21	11/22/22 09:29	7440-39-3	
Boron	14800	ug/L	100	37.6	1	11/18/22 10:21	11/22/22 09:29	7440-42-8	
Cadmium	ND	ug/L	2.0	0.66	1	11/18/22 10:21	11/22/22 09:29	7440-43-9	
Calcium	257000	ug/L	5000	815	5	11/18/22 10:21	11/22/22 09:56	7440-70-2	
Chromium	ND	ug/L	10.0	0.97	1	11/18/22 10:21	11/22/22 09:29	7440-47-3	
Iron	134	ug/L	100	48.8	1	11/18/22 10:21	11/22/22 09:29	7439-89-6	
Lead	ND	ug/L	10.0	2.6	1	11/18/22 10:21	11/22/22 09:29	7439-92-1	
Lithium	169	ug/L	20.0	6.2	1	11/18/22 10:21	11/22/22 09:29	7439-93-2	
Magnesium	103000	ug/L	1000	71.8	1	11/18/22 10:21	11/22/22 09:29	7439-95-4	
Manganese	949	ug/L	10.0	2.5	1	11/18/22 10:21	11/22/22 09:29	7439-96-5	
Molybdenum	386	ug/L	10.0	3.7	1	11/18/22 10:21	11/22/22 09:29	7439-98-7	
Potassium	24000	ug/L	1000	281	1	11/18/22 10:21	11/22/22 09:29	7440-09-7	
Silica	12600	ug/L	450		1	11/18/22 10:21	11/22/22 09:29	7631-86-9	N2
Sodium	136000	ug/L	1000	214	1	11/18/22 10:21	11/22/22 09:29	7440-23-5	
6010 MET ICP, Dissolved									
Analytical Method: EPA 6010 Preparation Method: EPA 3010									
Pace Analytical Services - Indianapolis									
Iron, Dissolved	ND	ug/L	100	48.8	1	11/19/22 13:39	11/22/22 12:48	7439-89-6	
Manganese, Dissolved	346	ug/L	10.0	5.4	1	11/19/22 13:39	11/22/22 12:48	7439-96-5	
Molybdenum, Dissolved	385	ug/L	10.0	2.0	1	11/19/22 13:39	11/22/22 12:48	7439-98-7	
6020 MET ICPMS									
Analytical Method: EPA 6020 Preparation Method: EPA 200.2									
Pace Analytical Services - Indianapolis									
Antimony	ND	ug/L	1.0	0.13	1	11/13/22 16:45	11/15/22 22:10	7440-36-0	
Arsenic	ND	ug/L	1.0	0.11	1	11/13/22 16:45	11/15/22 22:10	7440-38-2	
Cobalt	3.9	ug/L	1.0	0.086	1	11/13/22 16:45	11/15/22 22:10	7440-48-4	
Selenium	ND	ug/L	1.0	0.35	1	11/13/22 16:45	11/15/22 22:10	7782-49-2	
2320B Alkalinity									
Analytical Method: SM 2320B									
Pace Analytical Services - Indianapolis									
Alkalinity, Total as CaCO3	328	mg/L	10.0	10.0	1		11/10/22 15:08		
Alkalinity,Bicarbonate (CaCO3)	328	mg/L	10.0	10.0	1		11/10/22 15:08		
Alkalinity,Carbonate (CaCO3)	ND	mg/L	10.0	10.0	1		11/10/22 15:08		
2540C Total Dissolved Solids									
Analytical Method: SM 2540C									
Pace Analytical Services - Indianapolis									
Total Dissolved Solids	1870	mg/L	20.0	20.0	1		11/14/22 08:32		

REPORT OF LABORATORY ANALYSIS

This report shall not be reproduced, except in full,
without the written consent of Pace Analytical Services, LLC.

ANALYTICAL RESULTS

Project: Harding St Profile 1 Report 1

Pace Project No.: 50330580

Sample: MW-8S		Lab ID: 50330580005		Collected: 11/08/22 13:10	Received: 11/09/22 14:25	Matrix: Water				
Parameters	Results	Units	Report Limit	MDL	DF	Prepared	Analyzed	CAS No.	Qual	
4500H+ pH, Electrometric		Analytical Method: SM 4500-H+B Pace Analytical Services - Indianapolis								
pH at 25 Degrees C	7.2	Std. Units	0.10	0.10	1		11/12/22 15:44		H3	
4500S2D Sulfide Water		Analytical Method: SM 4500-S2-D Pace Analytical Services - Indianapolis								
Sulfide	ND	mg/L	0.10	0.025	1		11/12/22 12:33	18496-25-8		
Iron, Ferrous		Analytical Method: HACH 8146 Pace Analytical Services - Indianapolis								
Iron, Ferrous	ND	mg/L	0.20	0.096	1		11/09/22 21:13	15438-31-0	H3,N2	
353.2 Nitrogen, NO2/NO3 unpres		Analytical Method: EPA 353.2 Pace Analytical Services - Indianapolis								
Nitrogen, Nitrate	ND	mg/L	0.10	0.011	1		11/09/22 18:58	14797-55-8		
Nitrogen, Nitrite	ND	mg/L	0.10	0.0040	1		11/09/22 18:58	14797-65-0		
365.1 Total Phosphorus		Analytical Method: EPA 365.1 Preparation Method: EPA 365.1 Pace Analytical Services - Indianapolis								
Phosphate as P04	ND	mg/L	0.15	0.15	1	11/11/22 10:30	11/15/22 17:40			
5310C TOC		Analytical Method: SM 5310C Pace Analytical Services - Indianapolis								
Total Organic Carbon	1.9	mg/L	1.0	0.14	1		11/27/22 01:44	7440-44-0		
5310C Dissolved Organic Carbon		Analytical Method: SM 5310C Pace Analytical Services - Indianapolis								
Dissolved Organic Carbon	2.1	mg/L	1.0	0.14	1		11/28/22 21:45			

REPORT OF LABORATORY ANALYSIS

This report shall not be reproduced, except in full,
without the written consent of Pace Analytical Services, LLC.

ANALYTICAL RESULTS

Project: Harding St Profile 1 Report 1

Pace Project No.: 50330580

Sample: DUP-2		Lab ID: 50330580006		Collected: 11/08/22 00:00		Received: 11/09/22 14:25		Matrix: Water	
Parameters	Results	Units	Report Limit	MDL	DF	Prepared	Analyzed	CAS No.	Qual
9056 IC Anions		Analytical Method: EPA 9056 Pace Analytical Services - Indianapolis							
Chloride	123	mg/L	2.5	0.67	10		11/17/22 00:44	16887-00-6	
Fluoride	0.16	mg/L	0.10	0.017	1		11/17/22 00:27	16984-48-8	
Sulfate	944	mg/L	25.0	8.5	100		11/17/22 01:01	14808-79-8	
6010 MET ICP		Analytical Method: EPA 6010 Preparation Method: EPA 3010 Pace Analytical Services - Indianapolis							
Aluminum	ND	ug/L	200	55.4	1	11/18/22 10:21	11/22/22 09:31	7429-90-5	
Barium	50.9	ug/L	10.0	2.1	1	11/18/22 10:21	11/22/22 09:31	7440-39-3	
Boron	15000	ug/L	100	37.6	1	11/18/22 10:21	11/22/22 09:31	7440-42-8	
Cadmium	ND	ug/L	2.0	0.66	1	11/18/22 10:21	11/22/22 09:31	7440-43-9	
Calcium	252000	ug/L	5000	815	5	11/18/22 10:21	11/22/22 09:58	7440-70-2	
Chromium	ND	ug/L	10.0	0.97	1	11/18/22 10:21	11/22/22 09:31	7440-47-3	
Iron	197	ug/L	100	48.8	1	11/18/22 10:21	11/22/22 09:31	7439-89-6	
Lead	ND	ug/L	10.0	2.6	1	11/18/22 10:21	11/22/22 09:31	7439-92-1	
Lithium	171	ug/L	20.0	6.2	1	11/18/22 10:21	11/22/22 09:31	7439-93-2	
Magnesium	106000	ug/L	1000	71.8	1	11/18/22 10:21	11/22/22 09:31	7439-95-4	
Manganese	1190	ug/L	10.0	2.5	1	11/18/22 10:21	11/22/22 09:31	7439-96-5	
Molybdenum	388	ug/L	10.0	3.7	1	11/18/22 10:21	11/22/22 09:31	7439-98-7	
Potassium	24300	ug/L	1000	281	1	11/18/22 10:21	11/22/22 09:31	7440-09-7	
Silica	12900	ug/L	450		1	11/18/22 10:21	11/22/22 09:31	7631-86-9	N2
Sodium	138000	ug/L	1000	214	1	11/18/22 10:21	11/22/22 09:31	7440-23-5	
6010 MET ICP, Dissolved		Analytical Method: EPA 6010 Preparation Method: EPA 3010 Pace Analytical Services - Indianapolis							
Iron, Dissolved	ND	ug/L	100	48.8	1	11/19/22 13:39	11/22/22 12:51	7439-89-6	
Manganese, Dissolved	342	ug/L	10.0	5.4	1	11/19/22 13:39	11/22/22 12:51	7439-96-5	
Molybdenum, Dissolved	378	ug/L	10.0	2.0	1	11/19/22 13:39	11/22/22 12:51	7439-98-7	
6020 MET ICPMS		Analytical Method: EPA 6020 Preparation Method: EPA 200.2 Pace Analytical Services - Indianapolis							
Antimony	ND	ug/L	1.0	0.13	1	11/13/22 16:45	11/15/22 22:14	7440-36-0	
Arsenic	ND	ug/L	1.0	0.11	1	11/13/22 16:45	11/15/22 22:14	7440-38-2	
Cobalt	4.8	ug/L	1.0	0.086	1	11/13/22 16:45	11/15/22 22:14	7440-48-4	
Selenium	ND	ug/L	1.0	0.35	1	11/13/22 16:45	11/15/22 22:14	7782-49-2	
2320B Alkalinity		Analytical Method: SM 2320B Pace Analytical Services - Indianapolis							
Alkalinity, Total as CaCO3	326	mg/L	10.0	10.0	1		11/10/22 15:08		
Alkalinity,Bicarbonate (CaCO3)	326	mg/L	10.0	10.0	1		11/10/22 15:08		
Alkalinity,Carbonate (CaCO3)	ND	mg/L	10.0	10.0	1		11/10/22 15:08		
2540C Total Dissolved Solids		Analytical Method: SM 2540C Pace Analytical Services - Indianapolis							
Total Dissolved Solids	1870	mg/L	20.0	20.0	1		11/14/22 08:32		

REPORT OF LABORATORY ANALYSIS

This report shall not be reproduced, except in full,
without the written consent of Pace Analytical Services, LLC.

ANALYTICAL RESULTS

Project: Harding St Profile 1 Report 1

Pace Project No.: 50330580

Sample: DUP-2		Lab ID: 50330580006		Collected: 11/08/22 00:00	Received: 11/09/22 14:25	Matrix: Water				
Parameters	Results	Units	Report Limit	MDL	DF	Prepared	Analyzed	CAS No.	Qual	
4500H+ pH, Electrometric		Analytical Method: SM 4500-H+B Pace Analytical Services - Indianapolis								
pH at 25 Degrees C	7.2	Std. Units	0.10	0.10	1		11/12/22 15:44		H3	
4500S2D Sulfide Water		Analytical Method: SM 4500-S2-D Pace Analytical Services - Indianapolis								
Sulfide	ND	mg/L	0.10	0.025	1		11/12/22 12:33	18496-25-8		
Iron, Ferrous		Analytical Method: HACH 8146 Pace Analytical Services - Indianapolis								
Iron, Ferrous	ND	mg/L	0.20	0.096	1		11/09/22 21:08	15438-31-0	H3,N2	
353.2 Nitrogen, NO2/NO3 unpres		Analytical Method: EPA 353.2 Pace Analytical Services - Indianapolis								
Nitrogen, Nitrate	ND	mg/L	0.10	0.011	1		11/09/22 18:32	14797-55-8		
Nitrogen, Nitrite	ND	mg/L	0.10	0.0040	1		11/09/22 18:32	14797-65-0		
365.1 Total Phosphorus		Analytical Method: EPA 365.1 Preparation Method: EPA 365.1 Pace Analytical Services - Indianapolis								
Phosphate as P04	ND	mg/L	0.15	0.15	1	11/11/22 10:30	11/15/22 17:41			
5310C TOC		Analytical Method: SM 5310C Pace Analytical Services - Indianapolis								
Total Organic Carbon	1.9	mg/L	1.0	0.14	1		11/27/22 02:04	7440-44-0		
5310C Dissolved Organic Carbon		Analytical Method: SM 5310C Pace Analytical Services - Indianapolis								
Dissolved Organic Carbon	2.0	mg/L	1.0	0.14	1		11/28/22 22:05			

REPORT OF LABORATORY ANALYSIS

This report shall not be reproduced, except in full,
without the written consent of Pace Analytical Services, LLC.

QUALITY CONTROL DATA

Project: Harding St Profile 1 Report 1

Pace Project No.: 50330580

QC Batch:	706021	Analysis Method:	EPA 9056
QC Batch Method:	EPA 9056	Analysis Description:	9056 IC Anions
		Laboratory:	Pace Analytical Services - Indianapolis

Associated Lab Samples: 50330580001, 50330580002, 50330580003, 50330580004, 50330580005, 50330580006

METHOD BLANK: 3246039 Matrix: Water
Associated Lab Samples: 50330580001, 50330580002, 50330580003, 50330580004, 50330580005, 50330580006

Parameter	Units	Blank Result	Reporting Limit	MDL	Analyzed	Qualifiers
Chloride	mg/L	ND	0.25	0.067	11/18/22 07:12	
Fluoride	mg/L	ND	0.10	0.017	11/18/22 07:12	
Sulfate	mg/L	ND	0.25	0.085	11/18/22 07:12	

LABORATORY CONTROL SAMPLE: 3246040

Parameter	Units	Spike Conc.	LCS Result	LCS % Rec	% Rec Limits	Qualifiers
Chloride	mg/L	1.2	1.2	93	80-120	
Fluoride	mg/L	0.5	0.49	98	80-120	
Sulfate	mg/L	2.5	2.4	94	80-120	

MATRIX SPIKE & MATRIX SPIKE DUPLICATE: 3246041 3246042

Parameter	Units	50330418002 Result	MS Spike Conc.	MSD Spike Conc.	MS Result	MSD Result	MS % Rec	MSD % Rec	% Rec Limits	RPD	Max RPD	Qual
Chloride	mg/L	91.3	125	125	207	206	93	92	80-120	0	15	
Fluoride	mg/L	ND	0.5	0.5	0.57	0.57	98	98	80-120	0	15	
Sulfate	mg/L	982	250	250	1200	1200	87	86	80-120	0	15	

Results presented on this page are in the units indicated by the "Units" column except where an alternate unit is presented to the right of the result.

REPORT OF LABORATORY ANALYSIS

This report shall not be reproduced, except in full,
without the written consent of Pace Analytical Services, LLC.

QUALITY CONTROL DATA

Project: Harding St Profile 1 Report 1

Pace Project No.: 50330580

QC Batch: 706682 Analysis Method: EPA 6010
 QC Batch Method: EPA 3010 Analysis Description: 6010 MET
 Laboratory: Pace Analytical Services - Indianapolis
 Associated Lab Samples: 50330580001, 50330580002, 50330580003, 50330580004, 50330580005, 50330580006

METHOD BLANK: 3248452 Matrix: Water
 Associated Lab Samples: 50330580001, 50330580002, 50330580003, 50330580004, 50330580005, 50330580006

Parameter	Units	Blank Result	Reporting Limit	MDL	Analyzed	Qualifiers
Aluminum	ug/L	ND	200	55.4	11/22/22 09:11	
Barium	ug/L	ND	10.0	2.1	11/22/22 09:11	
Boron	ug/L	ND	100	37.6	11/22/22 09:11	
Cadmium	ug/L	ND	2.0	0.66	11/22/22 09:11	
Calcium	ug/L	ND	1000	163	11/22/22 09:11	
Chromium	ug/L	ND	10.0	0.97	11/22/22 09:11	
Iron	ug/L	ND	100	48.8	11/22/22 09:11	
Lead	ug/L	ND	10.0	2.6	11/22/22 09:11	
Lithium	ug/L	ND	20.0	6.2	11/22/22 09:11	
Magnesium	ug/L	ND	1000	71.8	11/22/22 09:11	
Manganese	ug/L	ND	10.0	2.5	11/22/22 09:11	
Molybdenum	ug/L	ND	10.0	3.7	11/22/22 09:11	
Potassium	ug/L	ND	1000	281	11/22/22 09:11	
Silica	ug/L	ND	450		11/22/22 09:11	N2
Sodium	ug/L	ND	1000	214	11/22/22 09:11	

LABORATORY CONTROL SAMPLE: 3248453

Parameter	Units	Spike Conc.	LCS Result	LCS % Rec	% Rec Limits	Qualifiers
Aluminum	ug/L	10000	10100	101	80-120	
Barium	ug/L	1000	978	98	80-120	
Boron	ug/L	1000	967	97	80-120	
Cadmium	ug/L	1000	985	99	80-120	
Calcium	ug/L	10000	10100	101	80-120	
Chromium	ug/L	1000	1010	101	80-120	
Iron	ug/L	10000	9720	97	80-120	
Lead	ug/L	1000	989	99	80-120	
Lithium	ug/L	1000	1020	102	80-120	
Magnesium	ug/L	10000	9670	97	80-120	
Manganese	ug/L	1000	979	98	80-120	
Molybdenum	ug/L	1000	1040	104	80-120	
Potassium	ug/L	10000	9810	98	80-120	
Silica	ug/L	10700	10000	94	80-120	N2
Sodium	ug/L	10000	9920	99	80-120	

Results presented on this page are in the units indicated by the "Units" column except where an alternate unit is presented to the right of the result.

REPORT OF LABORATORY ANALYSIS

This report shall not be reproduced, except in full,
 without the written consent of Pace Analytical Services, LLC.

QUALITY CONTROL DATA

Project: Harding St Profile 1 Report 1

Pace Project No.: 50330580

MATRIX SPIKE & MATRIX SPIKE DUPLICATE: 3248454												3248455	
Parameter	Units	50330585002 Result	MS	MSD	MS	MSD	MS	MSD	% Rec	Max	Qual		
			Spike Conc.	Spike Conc.	Result	Result	% Rec	% Rec	Limits	RPD			
Aluminum	ug/L	ND	10000	10000	10200	10600	102	106	75-125	4	20		
Barium	ug/L	29.3	1000	1000	956	993	93	96	75-125	4	20		
Boron	ug/L	1750	1000	1000	2710	2800	96	105	75-125	3	20		
Cadmium	ug/L	ND	1000	1000	968	1010	97	101	75-125	4	20		
Calcium	ug/L	238000	10000	10000	251000	255000	124	167	75-125	2	20 P6		
Chromium	ug/L	ND	1000	1000	956	990	96	99	75-125	3	20		
Iron	ug/L	4120	10000	10000	13500	13800	94	97	75-125	2	20		
Lead	ug/L	ND	1000	1000	933	966	93	97	75-125	3	20		
Lithium	ug/L	72.0	1000	1000	1100	1140	103	107	75-125	3	20		
Magnesium	ug/L	93900	10000	10000	104000	106000	98	125	75-125	3	20		
Manganese	ug/L	482	1000	1000	1430	1470	95	99	75-125	3	20		
Molybdenum	ug/L	93.4	1000	1000	1090	1130	100	104	75-125	4	20		
Potassium	ug/L	12000	10000	10000	22400	23400	104	114	75-125	4	20		
Silica	ug/L	13300	10700	10700	22900	23100	89	91	75-125	1	20 N2		
Sodium	ug/L	122000	10000	10000	132000	137000	92	143	75-125	4	20 P6		

Results presented on this page are in the units indicated by the "Units" column except where an alternate unit is presented to the right of the result.

REPORT OF LABORATORY ANALYSIS

This report shall not be reproduced, except in full,
without the written consent of Pace Analytical Services, LLC.

QUALITY CONTROL DATA

Project: Harding St Profile 1 Report 1

Pace Project No.: 50330580

QC Batch:	706279	Analysis Method:	EPA 6010
QC Batch Method:	EPA 3010	Analysis Description:	6010 MET Dissolved
		Laboratory:	Pace Analytical Services - Indianapolis

Associated Lab Samples: 50330580001, 50330580002, 50330580003, 50330580004, 50330580005, 50330580006

METHOD BLANK: 3246867 Matrix: Water
Associated Lab Samples: 50330580001, 50330580002, 50330580003, 50330580004, 50330580005, 50330580006

Parameter	Units	Blank Result	Reporting Limit	MDL	Analyzed	Qualifiers
Iron, Dissolved	ug/L	ND	100	48.8	11/22/22 11:27	
Manganese, Dissolved	ug/L	ND	10.0	5.4	11/22/22 11:27	
Molybdenum, Dissolved	ug/L	ND	10.0	2.0	11/22/22 11:27	

LABORATORY CONTROL SAMPLE: 3246868

Parameter	Units	Spike Conc.	LCS Result	LCS % Rec	% Rec Limits	Qualifiers
Iron, Dissolved	ug/L	10000	9870	99	80-120	
Manganese, Dissolved	ug/L	1000	1010	101	80-120	
Molybdenum, Dissolved	ug/L	1000	1020	102	80-120	

MATRIX SPIKE & MATRIX SPIKE DUPLICATE: 3246869 3246870

Parameter	Units	50330517002		50330517002		3246869		3246870		% Rec Limits	RPD	Max RPD	Qual
		Result	MS Spike Conc.	MSD Spike Conc.	MS Result	MSD Result	MS % Rec	MSD % Rec					
Iron, Dissolved	ug/L	2550	10000	10000	12500	12500	100	100	75-125	0	20		
Manganese, Dissolved	ug/L	84.5	1000	1000	1100	1100	102	101	75-125	0	20		
Molybdenum, Dissolved	ug/L	<0.050 mg/L	1000	1000	1030	1040	103	104	75-125	1	20		

Results presented on this page are in the units indicated by the "Units" column except where an alternate unit is presented to the right of the result.

REPORT OF LABORATORY ANALYSIS

This report shall not be reproduced, except in full,
without the written consent of Pace Analytical Services, LLC.

QUALITY CONTROL DATA

Project: Harding St Profile 1 Report 1

Pace Project No.: 50330580

QC Batch:	706001	Analysis Method:	EPA 6020
QC Batch Method:	EPA 200.2	Analysis Description:	6020 MET
		Laboratory:	Pace Analytical Services - Indianapolis

Associated Lab Samples: 50330580001, 50330580002, 50330580003, 50330580004, 50330580005, 50330580006

METHOD BLANK: 3245906 Matrix: Water
Associated Lab Samples: 50330580001, 50330580002, 50330580003, 50330580004, 50330580005, 50330580006

Parameter	Units	Blank Result	Reporting Limit	MDL	Analyzed	Qualifiers
Antimony	ug/L	ND	1.0	0.13	11/15/22 15:08	
Arsenic	ug/L	ND	1.0	0.11	11/15/22 15:08	
Cobalt	ug/L	ND	1.0	0.086	11/15/22 15:08	
Selenium	ug/L	ND	1.0	0.35	11/15/22 15:08	

LABORATORY CONTROL SAMPLE: 3245907

Parameter	Units	Spike Conc.	LCS Result	LCS % Rec	% Rec Limits	Qualifiers
Antimony	ug/L	40	42.4	106	80-120	
Arsenic	ug/L	40	40.9	102	80-120	
Cobalt	ug/L	40	42.4	106	80-120	
Selenium	ug/L	40	42.6	107	80-120	

MATRIX SPIKE & MATRIX SPIKE DUPLICATE: 3245908 3245909

Parameter	Units	50330585002 Result	MS Spike Conc.	MSD Spike Conc.	MS Result	MSD Result	MS % Rec	MSD % Rec	% Rec Limits	Max		Qual
										RPD	RPD	
Antimony	ug/L	ND	40	40	43.0	43.3	107	108	75-125	1	20	
Arsenic	ug/L	ND	40	40	41.3	41.4	102	103	75-125	0	20	
Cobalt	ug/L	ND	40	40	39.5	39.3	98	98	75-125	1	20	
Selenium	ug/L	ND	40	40	41.8	44.5	104	111	75-125	6	20	

MATRIX SPIKE & MATRIX SPIKE DUPLICATE: 3245910 3245911

Parameter	Units	50330665001 Result	MS Spike Conc.	MSD Spike Conc.	MS Result	MSD Result	MS % Rec	MSD % Rec	% Rec Limits	Max		Qual
										RPD	RPD	
Antimony	ug/L	ND	40	40	43.7	42.9	109	107	75-125	2	20	
Arsenic	ug/L	ND	40	40	41.0	41.3	102	103	75-125	1	20	
Cobalt	ug/L	ND	40	40	40.0	39.7	99	99	75-125	1	20	
Selenium	ug/L	3.6	40	40	43.5	44.2	100	101	75-125	2	20	

Results presented on this page are in the units indicated by the "Units" column except where an alternate unit is presented to the right of the result.

REPORT OF LABORATORY ANALYSIS

This report shall not be reproduced, except in full,
without the written consent of Pace Analytical Services, LLC.

QUALITY CONTROL DATA

Project: Harding St Profile 1 Report 1

Pace Project No.: 50330580

QC Batch: 705540 Analysis Method: SM 2320B
 QC Batch Method: SM 2320B Analysis Description: 2320B Alkalinity
 Laboratory: Pace Analytical Services - Indianapolis
 Associated Lab Samples: 50330580001, 50330580002, 50330580003, 50330580004, 50330580005, 50330580006

METHOD BLANK: 3243318 Matrix: Water
 Associated Lab Samples: 50330580001, 50330580002, 50330580003, 50330580004, 50330580005, 50330580006

Parameter	Units	Blank Result	Reporting Limit	MDL	Analyzed	Qualifiers
Alkalinity, Total as CaCO3	mg/L	ND	10.0	10.0	11/10/22 15:08	
Alkalinity,Bicarbonate (CaCO3)	mg/L	ND	10.0	10.0	11/10/22 15:08	
Alkalinity,Carbonate (CaCO3)	mg/L	ND	10.0	10.0	11/10/22 15:08	

LABORATORY CONTROL SAMPLE: 3243319

Parameter	Units	Spike Conc.	LCS Result	LCS % Rec	% Rec Limits	Qualifiers
Alkalinity, Total as CaCO3	mg/L	50	47.3	95	90-110	

SAMPLE DUPLICATE: 3243320

Parameter	Units	50330484001 Result	Dup Result	RPD	Max RPD	Qualifiers
Alkalinity, Total as CaCO3	mg/L	240	242	1	20	
Alkalinity,Bicarbonate (CaCO3)	mg/L	240	242	1	20	
Alkalinity,Carbonate (CaCO3)	mg/L	<10.0	ND		20	

SAMPLE DUPLICATE: 3243321

Parameter	Units	50330585002 Result	Dup Result	RPD	Max RPD	Qualifiers
Alkalinity, Total as CaCO3	mg/L	322	325	1	20	
Alkalinity,Bicarbonate (CaCO3)	mg/L	322	325	1	20	
Alkalinity,Carbonate (CaCO3)	mg/L	ND	ND		20	

Results presented on this page are in the units indicated by the "Units" column except where an alternate unit is presented to the right of the result.

REPORT OF LABORATORY ANALYSIS

This report shall not be reproduced, except in full,
 without the written consent of Pace Analytical Services, LLC.

QUALITY CONTROL DATA

Project: Harding St Profile 1 Report 1

Pace Project No.: 50330580

QC Batch:	706096	Analysis Method:	SM 2540C
QC Batch Method:	SM 2540C	Analysis Description:	2540C Total Dissolved Solids
		Laboratory:	Pace Analytical Services - Indianapolis
Associated Lab Samples:	50330580001, 50330580002, 50330580003, 50330580004, 50330580005, 50330580006		

METHOD BLANK:	3246236	Matrix:	Water
Associated Lab Samples:	50330580001, 50330580002, 50330580003, 50330580004, 50330580005, 50330580006		

Parameter	Units	Blank Result	Reporting Limit	MDL	Analyzed	Qualifiers
Total Dissolved Solids	mg/L	ND	10.0	10.0	11/14/22 08:28	

LABORATORY CONTROL SAMPLE: 3246237						
Parameter	Units	Spike Conc.	LCS Result	LCS % Rec	% Rec Limits	Qualifiers
Total Dissolved Solids	mg/L	300	290	97	80-120	

SAMPLE DUPLICATE: 3246238						
Parameter	Units	50330550002 Result	Dup Result	RPD	Max RPD	Qualifiers
Total Dissolved Solids	mg/L	591	559	6	10	

SAMPLE DUPLICATE: 3246239						
Parameter	Units	50330580005 Result	Dup Result	RPD	Max RPD	Qualifiers
Total Dissolved Solids	mg/L	1870	1890	1	10	

Results presented on this page are in the units indicated by the "Units" column except where an alternate unit is presented to the right of the result.

REPORT OF LABORATORY ANALYSIS

This report shall not be reproduced, except in full,
without the written consent of Pace Analytical Services, LLC.

QUALITY CONTROL DATA

Project: Harding St Profile 1 Report 1

Pace Project No.: 50330580

QC Batch:	706013	Analysis Method:	SM 4500-H+B
QC Batch Method:	SM 4500-H+B	Analysis Description:	4500H+B pH
		Laboratory:	Pace Analytical Services - Indianapolis

Associated Lab Samples: 50330580001, 50330580002, 50330580003, 50330580004, 50330580005, 50330580006

SAMPLE DUPLICATE: 3245972

Parameter	Units	50330810001 Result	Dup Result	RPD	Max RPD	Qualifiers
pH at 25 Degrees C	Std. Units		7.2			H3

SAMPLE DUPLICATE: 3245973

Parameter	Units	50330585002 Result	Dup Result	RPD	Max RPD	Qualifiers
pH at 25 Degrees C	Std. Units	7.1	7.1	0	2	H3

SAMPLE DUPLICATE: 3245974

Parameter	Units	50329778002 Result	Dup Result	RPD	Max RPD	Qualifiers
pH at 25 Degrees C	Std. Units	8.2	8.1	1	2	H3

Results presented on this page are in the units indicated by the "Units" column except where an alternate unit is presented to the right of the result.

REPORT OF LABORATORY ANALYSIS

This report shall not be reproduced, except in full,
without the written consent of Pace Analytical Services, LLC.

QUALITY CONTROL DATA

Project: Harding St Profile 1 Report 1

Pace Project No.: 50330580

QC Batch:	705989	Analysis Method:	SM 4500-S2-D
QC Batch Method:	SM 4500-S2-D	Analysis Description:	4500S2D Sulfide Water
		Laboratory:	Pace Analytical Services - Indianapolis
Associated Lab Samples:	50330580001, 50330580002, 50330580003, 50330580004, 50330580005, 50330580006		

METHOD BLANK:	3245804	Matrix:	Water
Associated Lab Samples:	50330580001, 50330580002, 50330580003, 50330580004, 50330580005, 50330580006		

Parameter	Units	Blank Result	Reporting Limit	MDL	Analyzed	Qualifiers
Sulfide	mg/L	ND	0.10	0.025	11/12/22 12:33	

LABORATORY CONTROL SAMPLE:	3245805					
Parameter	Units	Spike Conc.	LCS Result	LCS % Rec	% Rec Limits	Qualifiers
Sulfide	mg/L	0.5	0.51	103	90-110	

MATRIX SPIKE & MATRIX SPIKE DUPLICATE:	3245806			3245807								
Parameter	Units	50330493003 Result	MS Spike Conc.	MSD Spike Conc.	MS Result	MSD Result	MS % Rec	MSD % Rec	% Rec Limits	RPD	Max RPD	Qual
Sulfide	mg/L	ND	0.5	0.5	0.40	0.38	80	76	90-110	5	20	M3

MATRIX SPIKE SAMPLE:	3245808										
Parameter	Units	50330580001 Result	Spike Conc.	MS Result	MS % Rec	% Rec Limits	Qualifiers				
Sulfide	mg/L	ND	0.5	0.50	99	90-110					

Results presented on this page are in the units indicated by the "Units" column except where an alternate unit is presented to the right of the result.

REPORT OF LABORATORY ANALYSIS

This report shall not be reproduced, except in full, without the written consent of Pace Analytical Services, LLC.

QUALITY CONTROL DATA

Project: Harding St Profile 1 Report 1

Pace Project No.: 50330580

QC Batch:	705427	Analysis Method:	HACH 8146
QC Batch Method:	HACH 8146	Analysis Description:	Iron, Ferrous
		Laboratory:	Pace Analytical Services - Indianapolis
Associated Lab Samples:	50330580001, 50330580002, 50330580003, 50330580004, 50330580005, 50330580006		

METHOD BLANK:	3242755	Matrix:	Water
Associated Lab Samples:	50330580001, 50330580002, 50330580003, 50330580004, 50330580005, 50330580006		

Parameter	Units	Blank Result	Reporting Limit	MDL	Analyzed	Qualifiers
Iron, Ferrous	mg/L	ND	0.20	0.096	11/09/22 21:06	H3,N2

LABORATORY CONTROL SAMPLE: 3242756						
Parameter	Units	Spike Conc.	LCS Result	LCS % Rec	% Rec Limits	Qualifiers
Iron, Ferrous	mg/L	1	1.0	103	90-110	H3,N2

MATRIX SPIKE & MATRIX SPIKE DUPLICATE: 3242757												3242758	
Parameter	Units	50329778002 Result	MS Spike Conc.	MSD Spike Conc.	MS Result	MSD Result	MS % Rec	MSD % Rec	% Rec Limits	RPD	Max RPD	Qual	
Iron, Ferrous	mg/L	ND	1	1	0.94	0.98	94	98	90-110	5	20	H3,N2	

MATRIX SPIKE & MATRIX SPIKE DUPLICATE: 3242759												3242760	
Parameter	Units	50330585002 Result	MS Spike Conc.	MSD Spike Conc.	MS Result	MSD Result	MS % Rec	MSD % Rec	% Rec Limits	RPD	Max RPD	Qual	
Iron, Ferrous	mg/L	2.3	12.5	12.5	14.5	14.5	97	98	90-110	0	20	H3,N2	

Results presented on this page are in the units indicated by the "Units" column except where an alternate unit is presented to the right of the result.

REPORT OF LABORATORY ANALYSIS

This report shall not be reproduced, except in full,
without the written consent of Pace Analytical Services, LLC.

QUALITY CONTROL DATA

Project: Harding St Profile 1 Report 1
Pace Project No.: 50330580

QC Batch: 705419 Analysis Method: EPA 353.2
QC Batch Method: EPA 353.2 Analysis Description: 353.2 Nitrate + Nitrite, Unpres.
Laboratory: Pace Analytical Services - Indianapolis
Associated Lab Samples: 50330580001, 50330580002, 50330580003, 50330580004, 50330580005, 50330580006

METHOD BLANK: 3242700 Matrix: Water
Associated Lab Samples: 50330580001, 50330580002, 50330580003, 50330580004, 50330580005, 50330580006

Parameter	Units	Blank Result	Reporting Limit	MDL	Analyzed	Qualifiers
Nitrogen, Nitrate	mg/L	ND	0.10	0.011	11/09/22 18:28	
Nitrogen, Nitrite	mg/L	ND	0.10	0.0040	11/09/22 18:28	

LABORATORY CONTROL SAMPLE: 3242701

Parameter	Units	Spike Conc.	LCS Result	LCS % Rec	% Rec Limits	Qualifiers
Nitrogen, Nitrate	mg/L	1	1.0	102	90-110	
Nitrogen, Nitrite	mg/L	1	1.0	103	90-110	

MATRIX SPIKE & MATRIX SPIKE DUPLICATE: 3242702 3242703

Parameter	Units	50330585002 Result	MS Spike Conc.	MSD Spike Conc.	MS Result	MSD Result	MS % Rec	MSD % Rec	% Rec Limits	RPD	Max RPD	Qual
Nitrogen, Nitrate	mg/L	ND	1	1	0.75	0.77	75	77	90-110	2	20	
Nitrogen, Nitrite	mg/L	ND	1	1	0.94	0.94	93	94	90-110	0	20	

MATRIX SPIKE SAMPLE: 3242704

Parameter	Units	50330572001 Result	Spike Conc.	MS Result	MS % Rec	% Rec Limits	Qualifiers
Nitrogen, Nitrate	mg/L	6.2	1	7.2	103	90-110	
Nitrogen, Nitrite	mg/L	ND	1	1.1	103	90-110	

Results presented on this page are in the units indicated by the "Units" column except where an alternate unit is presented to the right of the result.

REPORT OF LABORATORY ANALYSIS

This report shall not be reproduced, except in full,
without the written consent of Pace Analytical Services, LLC.

QUALITY CONTROL DATA

Project: Harding St Profile 1 Report 1

Pace Project No.: 50330580

QC Batch: 705727

Analysis Method: EPA 365.1

QC Batch Method: EPA 365.1

Analysis Description: 365.1 Total Phosphorus

Laboratory: Pace Analytical Services - Indianapolis

Associated Lab Samples: 50330580001

METHOD BLANK: 3244231

Matrix: Water

Associated Lab Samples: 50330580001

Parameter	Units	Blank Result	Reporting Limit	MDL	Analyzed	Qualifiers
Phosphate as P04	mg/L	ND	0.15	0.15	11/15/22 16:34	

LABORATORY CONTROL SAMPLE: 3244232

Parameter	Units	Spike Conc.	LCS Result	LCS % Rec	% Rec Limits	Qualifiers
Phosphate as P04	mg/L		1.4			

MATRIX SPIKE & MATRIX SPIKE DUPLICATE: 3244233 3244234

Parameter	Units	50330495002 Result	MS Spike Conc.	MSD Spike Conc.	MS Result	MSD Result	MS % Rec	MSD % Rec	% Rec Limits	RPD	Max RPD	Qual
Phosphate as P04	mg/L	1.3			9.2	9.1				1		

MATRIX SPIKE SAMPLE: 3244235

Parameter	Units	50330540001 Result	Spike Conc.	MS Result	MS % Rec	% Rec Limits	Qualifiers
Phosphate as P04	mg/L		ND	1.5			

Results presented on this page are in the units indicated by the "Units" column except where an alternate unit is presented to the right of the result.

REPORT OF LABORATORY ANALYSIS

This report shall not be reproduced, except in full,
without the written consent of Pace Analytical Services, LLC.

QUALITY CONTROL DATA

Project: Harding St Profile 1 Report 1

Pace Project No.: 50330580

QC Batch: 705728

Analysis Method: EPA 365.1

QC Batch Method: EPA 365.1

Analysis Description: 365.1 Total Phosphorus

Laboratory: Pace Analytical Services - Indianapolis

Associated Lab Samples: 50330580002, 50330580003, 50330580004, 50330580005, 50330580006

METHOD BLANK: 3244237

Matrix: Water

Associated Lab Samples: 50330580002, 50330580003, 50330580004, 50330580005, 50330580006

Parameter	Units	Blank Result	Reporting Limit	MDL	Analyzed	Qualifiers
Phosphate as P04	mg/L	ND	0.15	0.15	11/15/22 17:37	

LABORATORY CONTROL SAMPLE: 3244238

Parameter	Units	Spike Conc.	LCS Result	LCS % Rec	% Rec Limits	Qualifiers
Phosphate as P04	mg/L		1.6			

MATRIX SPIKE & MATRIX SPIKE DUPLICATE: 3244239 3244240

Parameter	Units	50330585002		50330585002		50330585002		% Rec Limits	RPD	Max RPD	Qual
		MS Result	MSD Result	MS Spike Conc.	MSD Spike Conc.	MS Result	MSD Result				
Phosphate as P04	mg/L	ND				1.5	1.6			6	

Results presented on this page are in the units indicated by the "Units" column except where an alternate unit is presented to the right of the result.

REPORT OF LABORATORY ANALYSIS

This report shall not be reproduced, except in full,
without the written consent of Pace Analytical Services, LLC.

QUALITY CONTROL DATA

Project: Harding St Profile 1 Report 1

Pace Project No.: 50330580

QC Batch:	707808	Analysis Method:	SM 5310C
QC Batch Method:	SM 5310C	Analysis Description:	5310C Total Organic Carbon
		Laboratory:	Pace Analytical Services - Indianapolis

Associated Lab Samples: 50330580001, 50330580002, 50330580003

METHOD BLANK: 3253676 Matrix: Water

Associated Lab Samples: 50330580001, 50330580002, 50330580003

Parameter	Units	Blank Result	Reporting Limit	MDL	Analyzed	Qualifiers
Total Organic Carbon	mg/L	ND	1.0	0.14	11/26/22 13:59	

LABORATORY CONTROL SAMPLE: 3253677

Parameter	Units	Spike Conc.	LCS Result	LCS % Rec	% Rec Limits	Qualifiers
Total Organic Carbon	mg/L	10	9.8	98	90-110	

MATRIX SPIKE & MATRIX SPIKE DUPLICATE: 3253678 3253679

Parameter	Units	50330493011		50330493013		MS Result	MSD Result	MS % Rec	MSD % Rec	% Rec Limits	RPD	Max RPD	Qual
		Result	MS Spike Conc.	MSD Spike Conc.	MS Result								
Total Organic Carbon	mg/L	2.2	10	10	12.1	12.2	99	100	80-120	1	20		

MATRIX SPIKE SAMPLE: 3253680

Parameter	Units	50330493013 Result	Spike Conc.	MS Result	MS % Rec	% Rec Limits	Qualifiers
Total Organic Carbon	mg/L	ND	10	9.8	98	80-120	

Results presented on this page are in the units indicated by the "Units" column except where an alternate unit is presented to the right of the result.

REPORT OF LABORATORY ANALYSIS

This report shall not be reproduced, except in full,
without the written consent of Pace Analytical Services, LLC.

QUALITY CONTROL DATA

Project: Harding St Profile 1 Report 1

Pace Project No.: 50330580

QC Batch:	707809	Analysis Method:	SM 5310C
QC Batch Method:	SM 5310C	Analysis Description:	5310C Total Organic Carbon
		Laboratory:	Pace Analytical Services - Indianapolis
Associated Lab Samples:	50330580004, 50330580005, 50330580006		

METHOD BLANK: 3253692 Matrix: Water

Associated Lab Samples: 50330580004, 50330580005, 50330580006

Parameter	Units	Blank Result	Reporting Limit	MDL	Analyzed	Qualifiers
Total Organic Carbon	mg/L	ND	1.0	0.14	11/27/22 00:45	

LABORATORY CONTROL SAMPLE: 3253693

Parameter	Units	Spike Conc.	LCS Result	LCS % Rec	% Rec Limits	Qualifiers
Total Organic Carbon	mg/L	10	9.8	98	90-110	

MATRIX SPIKE & MATRIX SPIKE DUPLICATE: 3253694 3253695

Parameter	Units	50330585002		3253695		% Rec	% Rec	% Rec Limits	RPD	Max RPD	Qual
		MS Result	MS Spike Conc.	MS Result	MS Spike Conc.						
Total Organic Carbon	mg/L	1.2	10	10.8	10.8	96	96	80-120	0	20	

MATRIX SPIKE & MATRIX SPIKE DUPLICATE: 3253696 3253697

Parameter	Units	50330631001		3253697		% Rec	% Rec	% Rec Limits	RPD	Max RPD	Qual
		MS Result	MS Spike Conc.	MS Result	MS Spike Conc.						
Total Organic Carbon	mg/L	1.8J	40	39.1	40.8	93	97	80-120	4	20	

Results presented on this page are in the units indicated by the "Units" column except where an alternate unit is presented to the right of the result.

REPORT OF LABORATORY ANALYSIS

This report shall not be reproduced, except in full,
without the written consent of Pace Analytical Services, LLC.

QUALITY CONTROL DATA

Project: Harding St Profile 1 Report 1

Pace Project No.: 50330580

QC Batch:	708108	Analysis Method:	SM 5310C
QC Batch Method:	SM 5310C	Analysis Description:	5310C Dissolved Organic Carbon
		Laboratory:	Pace Analytical Services - Indianapolis

Associated Lab Samples: 50330580001, 50330580002, 50330580003, 50330580004, 50330580005, 50330580006

METHOD BLANK: 3255181 Matrix: Water

Associated Lab Samples: 50330580001, 50330580002, 50330580003, 50330580004, 50330580005, 50330580006

Parameter	Units	Blank Result	Reporting Limit	MDL	Analyzed	Qualifiers
Dissolved Organic Carbon	mg/L	ND	1.0	0.14	11/28/22 14:33	

LABORATORY CONTROL SAMPLE: 3255182

Parameter	Units	Spike Conc.	LCS Result	LCS % Rec	% Rec Limits	Qualifiers
Dissolved Organic Carbon	mg/L	10	9.8	98	90-110	

MATRIX SPIKE SAMPLE: 3255183

Parameter	Units	50330585001 Result	Spike Conc.	MS Result	MS % Rec	% Rec Limits	Qualifiers
Dissolved Organic Carbon	mg/L		1.8	10	11.5	97	80-120

MATRIX SPIKE & MATRIX SPIKE DUPLICATE: 3255184 3255185

Parameter	Units	50330585002 Result	MS Spike Conc.	MSD Spike Conc.	MS Result	MSD Result	MS % Rec	MSD % Rec	% Rec Limits	RPD	Max RPD	Qual
Dissolved Organic Carbon	mg/L	ND	40	40	40.3	40.5	97	97	80-120	1	20	

Results presented on this page are in the units indicated by the "Units" column except where an alternate unit is presented to the right of the result.

REPORT OF LABORATORY ANALYSIS

This report shall not be reproduced, except in full,
without the written consent of Pace Analytical Services, LLC.

ANALYTICAL RESULTS - RADIOCHEMISTRY

Project: Harding St Profile 1 Report 1

Pace Project No.: 50330580

Sample: MW-3D **Lab ID: 50330580001** Collected: 11/08/22 11:12 Received: 11/09/22 14:25 Matrix: Water
PWS: Site ID: Sample Type:

Parameters	Method	Act ± Unc (MDC) Carr Trac	Units	Analyzed	CAS No.	Qual
	Pace Analytical Services - Greensburg					
Radium-226	EPA 903.1	0.000 ± 0.545 (1.10) C:NA T:102%	pCi/L	12/02/22 14:31	13982-63-3	
	Pace Analytical Services - Greensburg					
Radium-228	EPA 904.0	0.592 ± 0.328 (0.590) C:85% T:94%	pCi/L	12/02/22 12:15	15262-20-1	
	Pace Analytical Services - Greensburg					
Total Radium	Total Radium Calculation	0.592 ± 0.873 (1.69)	pCi/L	12/05/22 13:41	7440-14-4	

REPORT OF LABORATORY ANALYSIS

This report shall not be reproduced, except in full,
without the written consent of Pace Analytical Services, LLC.

ANALYTICAL RESULTS - RADIOCHEMISTRY

Project: Harding St Profile 1 Report 1

Pace Project No.: 50330580

Parameters	Method	Act ± Unc (MDC) Carr Trac	Units	Analyzed	CAS No.	Qual
Sample: MW-2D Lab ID: 50330580002 Collected: 11/08/22 12:43 Received: 11/09/22 14:25 Matrix: Water PWS: Site ID: Sample Type:						
Pace Analytical Services - Greensburg						
Radium-226	EPA 903.1	0.758 ± 0.725 (1.10) C:NA T:88%	pCi/L	12/02/22 14:31	13982-63-3	
Pace Analytical Services - Greensburg						
Radium-228	EPA 904.0	1.28 ± 0.465 (0.712) C:84% T:91%	pCi/L	12/02/22 12:14	15262-20-1	
Pace Analytical Services - Greensburg						
Total Radium	Total Radium Calculation	2.04 ± 1.19 (1.81)	pCi/L	12/05/22 13:41	7440-14-4	

REPORT OF LABORATORY ANALYSIS

This report shall not be reproduced, except in full,
without the written consent of Pace Analytical Services, LLC.

ANALYTICAL RESULTS - RADIOCHEMISTRY

Project: Harding St Profile 1 Report 1

Pace Project No.: 50330580

Sample: MW-2S **Lab ID: 50330580003** Collected: 11/08/22 13:45 Received: 11/09/22 14:25 Matrix: Water
PWS: Site ID: Sample Type:

Parameters	Method	Act ± Unc (MDC) Carr Trac	Units	Analyzed	CAS No.	Qual
	Pace Analytical Services - Greensburg					
Radium-226	EPA 903.1	1.20 ± 0.951 (1.39) C:NA T:91%	pCi/L	12/02/22 14:31	13982-63-3	
	Pace Analytical Services - Greensburg					
Radium-228	EPA 904.0	1.86 ± 0.553 (0.699) C:86% T:87%	pCi/L	12/02/22 12:14	15262-20-1	
	Pace Analytical Services - Greensburg					
Total Radium	Total Radium Calculation	3.06 ± 1.50 (2.09)	pCi/L	12/05/22 13:41	7440-14-4	

REPORT OF LABORATORY ANALYSIS

This report shall not be reproduced, except in full,
without the written consent of Pace Analytical Services, LLC.

ANALYTICAL RESULTS - RADIOCHEMISTRY

Project: Harding St Profile 1 Report 1

Pace Project No.: 50330580

Parameters	Method	Act ± Unc (MDC) Carr Trac	Units	Analyzed	CAS No.	Qual
Sample: MW-11S Lab ID: 50330580004 Collected: 11/08/22 11:11 Received: 11/09/22 14:25 Matrix: Water PWS: Site ID: Sample Type:						
Pace Analytical Services - Greensburg						
Radium-226	EPA 903.1	0.177 ± 0.651 (1.25) C:NA T:95%	pCi/L	12/02/22 14:31	13982-63-3	
Pace Analytical Services - Greensburg						
Radium-228	EPA 904.0	0.733 ± 0.403 (0.745) C:84% T:91%	pCi/L	12/02/22 12:14	15262-20-1	
Pace Analytical Services - Greensburg						
Total Radium	Total Radium Calculation	0.910 ± 1.05 (2.00)	pCi/L	12/05/22 13:41	7440-14-4	

REPORT OF LABORATORY ANALYSIS

This report shall not be reproduced, except in full,
without the written consent of Pace Analytical Services, LLC.

ANALYTICAL RESULTS - RADIOCHEMISTRY

Project: Harding St Profile 1 Report 1

Pace Project No.: 50330580

Sample: MW-8S **Lab ID: 50330580005** Collected: 11/08/22 13:10 Received: 11/09/22 14:25 Matrix: Water
PWS: Site ID: Sample Type:

Parameters	Method	Act ± Unc (MDC) Carr Trac	Units	Analyzed	CAS No.	Qual
	Pace Analytical Services - Greensburg					
Radium-226	EPA 903.1	-0.269 ± 0.410 (1.08) C:NA T:93%	pCi/L	12/02/22 14:31	13982-63-3	
	Pace Analytical Services - Greensburg					
Radium-228	EPA 904.0	0.704 ± 0.374 (0.672) C:80% T:88%	pCi/L	12/02/22 12:15	15262-20-1	
	Pace Analytical Services - Greensburg					
Total Radium	Total Radium Calculation	0.704 ± 0.784 (1.75)	pCi/L	12/05/22 13:41	7440-14-4	

REPORT OF LABORATORY ANALYSIS

This report shall not be reproduced, except in full,
without the written consent of Pace Analytical Services, LLC.

ANALYTICAL RESULTS - RADIOCHEMISTRY

Project: Harding St Profile 1 Report 1

Pace Project No.: 50330580

Sample: DUP-2 **Lab ID: 50330580006** Collected: 11/08/22 00:00 Received: 11/09/22 14:25 Matrix: Water
PWS: Site ID: Sample Type:

Parameters	Method	Act ± Unc (MDC) Carr Trac	Units	Analyzed	CAS No.	Qual
Pace Analytical Services - Greensburg						
Radium-226	EPA 903.1	0.171 ± 0.626 (1.20) C:NA T:97%	pCi/L	12/02/22 14:31	13982-63-3	
Pace Analytical Services - Greensburg						
Radium-228	EPA 904.0	-0.257 ± 0.365 (0.879) C:82% T:85%	pCi/L	12/02/22 12:15	15262-20-1	
Pace Analytical Services - Greensburg						
Total Radium	Total Radium Calculation	0.171 ± 0.991 (2.08)	pCi/L	12/05/22 13:41	7440-14-4	

REPORT OF LABORATORY ANALYSIS

This report shall not be reproduced, except in full,
without the written consent of Pace Analytical Services, LLC.

QUALITY CONTROL - RADIOCHEMISTRY

Project: Harding St Profile 1 Report 1

Pace Project No.: 50330580

QC Batch:	546164	Analysis Method:	EPA 904.0
QC Batch Method:	EPA 904.0	Analysis Description:	904.0 Radium 228
		Laboratory:	Pace Analytical Services - Greensburg

Associated Lab Samples: 50330580001, 50330580002, 50330580003, 50330580004, 50330580005, 50330580006

METHOD BLANK: 2652190 Matrix: Water

Associated Lab Samples: 50330580001, 50330580002, 50330580003, 50330580004, 50330580005, 50330580006

Parameter	Act ± Unc (MDC) Carr Trac	Units	Analyzed	Qualifiers
Radium-228	0.184 ± 0.239 (0.506) C:82% T:96%	pCi/L	12/02/22 12:14	

Results presented on this page are in the units indicated by the "Units" column except where an alternate unit is presented to the right of the result.

REPORT OF LABORATORY ANALYSIS

This report shall not be reproduced, except in full,
without the written consent of Pace Analytical Services, LLC.

QUALITY CONTROL - RADIOCHEMISTRY

Project: Harding St Profile 1 Report 1

Pace Project No.: 50330580

QC Batch: 546162

Analysis Method: EPA 903.1

QC Batch Method: EPA 903.1

Analysis Description: 903.1 Radium-226

Laboratory: Pace Analytical Services - Greensburg

Associated Lab Samples: 50330580001, 50330580002, 50330580003, 50330580004, 50330580005, 50330580006

METHOD BLANK: 2652186

Matrix: Water

Associated Lab Samples: 50330580001, 50330580002, 50330580003, 50330580004, 50330580005, 50330580006

Parameter	Act ± Unc (MDC) Carr Trac	Units	Analyzed	Qualifiers
Radium-226	0.000 ± 0.264 (0.425) C:NA T:100%	pCi/L	12/02/22 14:31	

Results presented on this page are in the units indicated by the "Units" column except where an alternate unit is presented to the right of the result.

REPORT OF LABORATORY ANALYSIS

This report shall not be reproduced, except in full,
without the written consent of Pace Analytical Services, LLC.

QUALIFIERS

Project: Harding St Profile 1 Report 1

Pace Project No.: 50330580

DEFINITIONS

DF - Dilution Factor, if reported, represents the factor applied to the reported data due to dilution of the sample aliquot.

ND - Not Detected at or above adjusted reporting limit.

TNTC - Too Numerous To Count

J - Estimated concentration above the adjusted method detection limit and below the adjusted reporting limit.

MDL - Adjusted Method Detection Limit.

PQL - Practical Quantitation Limit.

RL - Reporting Limit - The lowest concentration value that meets project requirements for quantitative data with known precision and bias for a specific analyte in a specific matrix.

S - Surrogate

1,2-Diphenylhydrazine decomposes to and cannot be separated from Azobenzene using Method 8270. The result for each analyte is a combined concentration.

Consistent with EPA guidelines, unrounded data are displayed and have been used to calculate % recovery and RPD values.

LCS(D) - Laboratory Control Sample (Duplicate)

MS(D) - Matrix Spike (Duplicate)

DUP - Sample Duplicate

RPD - Relative Percent Difference

NC - Not Calculable.

SG - Silica Gel - Clean-Up

U - Indicates the compound was analyzed for, but not detected.

N-Nitrosodiphenylamine decomposes and cannot be separated from Diphenylamine using Method 8270. The result reported for each analyte is a combined concentration.

Reported results are not rounded until the final step prior to reporting. Therefore, calculated parameters that are typically reported as "Total" may vary slightly from the sum of the reported component parameters.

Act - Activity

Unc - Uncertainty: SDWA = 1.96 sigma count uncertainty, all other matrices = Expanded Uncertainty (95% confidence interval).

Gamma Spec = Expanded Uncertainty (95.4% Confidence Interval)

(MDC) - Minimum Detectable Concentration

Trac - Tracer Recovery (%)

Carr - Carrier Recovery (%)

Pace Analytical is TNI accredited. Contact your Pace PM for the current list of accredited analytes.

TNI - The NELAC Institute.

ANALYTE QUALIFIERS

D3 Sample was diluted due to the presence of high levels of non-target analytes or other matrix interference.

H3 Sample was received or analysis requested beyond the recognized method holding time.

M3 Matrix spike recovery was outside laboratory control limits due to matrix interferences.

N2 The lab does not hold NELAC/TNI accreditation for this parameter but other accreditations/certifications may apply. A complete list of accreditations/certifications is available upon request.

P6 Matrix spike recovery was outside laboratory control limits due to a parent sample concentration notably higher than the spike level.

REPORT OF LABORATORY ANALYSIS

This report shall not be reproduced, except in full,
without the written consent of Pace Analytical Services, LLC.

QUALITY CONTROL DATA CROSS REFERENCE TABLE

Project: Harding St Profile 1 Report 1

Pace Project No.: 50330580

Lab ID	Sample ID	QC Batch Method	QC Batch	Analytical Method	Analytical Batch
50330580001	MW-3D	EPA 9056	706021		
50330580002	MW-2D	EPA 9056	706021		
50330580003	MW-2S	EPA 9056	706021		
50330580004	MW-11S	EPA 9056	706021		
50330580005	MW-8S	EPA 9056	706021		
50330580006	DUP-2	EPA 9056	706021		
50330580001	MW-3D	EPA 3010	706682	EPA 6010	707711
50330580002	MW-2D	EPA 3010	706682	EPA 6010	707711
50330580003	MW-2S	EPA 3010	706682	EPA 6010	707711
50330580004	MW-11S	EPA 3010	706682	EPA 6010	707711
50330580005	MW-8S	EPA 3010	706682	EPA 6010	707711
50330580006	DUP-2	EPA 3010	706682	EPA 6010	707711
50330580001	MW-3D	EPA 3010	706279	EPA 6010	707775
50330580002	MW-2D	EPA 3010	706279	EPA 6010	707775
50330580003	MW-2S	EPA 3010	706279	EPA 6010	707775
50330580004	MW-11S	EPA 3010	706279	EPA 6010	707775
50330580005	MW-8S	EPA 3010	706279	EPA 6010	707775
50330580006	DUP-2	EPA 3010	706279	EPA 6010	707775
50330580001	MW-3D	EPA 200.2	706001	EPA 6020	706217
50330580002	MW-2D	EPA 200.2	706001	EPA 6020	706217
50330580003	MW-2S	EPA 200.2	706001	EPA 6020	706217
50330580004	MW-11S	EPA 200.2	706001	EPA 6020	706217
50330580005	MW-8S	EPA 200.2	706001	EPA 6020	706217
50330580006	DUP-2	EPA 200.2	706001	EPA 6020	706217
50330580001	MW-3D	EPA 903.1	546162		
50330580002	MW-2D	EPA 903.1	546162		
50330580003	MW-2S	EPA 903.1	546162		
50330580004	MW-11S	EPA 903.1	546162		
50330580005	MW-8S	EPA 903.1	546162		
50330580006	DUP-2	EPA 903.1	546162		
50330580001	MW-3D	EPA 904.0	546164		
50330580002	MW-2D	EPA 904.0	546164		
50330580003	MW-2S	EPA 904.0	546164		
50330580004	MW-11S	EPA 904.0	546164		
50330580005	MW-8S	EPA 904.0	546164		
50330580006	DUP-2	EPA 904.0	546164		
50330580001	MW-3D	Total Radium Calculation	551379		
50330580002	MW-2D	Total Radium Calculation	551379		
50330580003	MW-2S	Total Radium Calculation	551379		
50330580004	MW-11S	Total Radium Calculation	551379		
50330580005	MW-8S	Total Radium Calculation	551379		
50330580006	DUP-2	Total Radium Calculation	551379		
50330580001	MW-3D	SM 2320B	705540		
50330580002	MW-2D	SM 2320B	705540		
50330580003	MW-2S	SM 2320B	705540		

REPORT OF LABORATORY ANALYSIS

This report shall not be reproduced, except in full,
without the written consent of Pace Analytical Services, LLC.

QUALITY CONTROL DATA CROSS REFERENCE TABLE

Project: Harding St Profile 1 Report 1

Pace Project No.: 50330580

Lab ID	Sample ID	QC Batch Method	QC Batch	Analytical Method	Analytical Batch
50330580004	MW-11S	SM 2320B	705540		
50330580005	MW-8S	SM 2320B	705540		
50330580006	DUP-2	SM 2320B	705540		
50330580001	MW-3D	SM 2540C	706096		
50330580002	MW-2D	SM 2540C	706096		
50330580003	MW-2S	SM 2540C	706096		
50330580004	MW-11S	SM 2540C	706096		
50330580005	MW-8S	SM 2540C	706096		
50330580006	DUP-2	SM 2540C	706096		
50330580001	MW-3D	SM 4500-H+B	706013		
50330580002	MW-2D	SM 4500-H+B	706013		
50330580003	MW-2S	SM 4500-H+B	706013		
50330580004	MW-11S	SM 4500-H+B	706013		
50330580005	MW-8S	SM 4500-H+B	706013		
50330580006	DUP-2	SM 4500-H+B	706013		
50330580001	MW-3D	SM 4500-S2-D	705989		
50330580002	MW-2D	SM 4500-S2-D	705989		
50330580003	MW-2S	SM 4500-S2-D	705989		
50330580004	MW-11S	SM 4500-S2-D	705989		
50330580005	MW-8S	SM 4500-S2-D	705989		
50330580006	DUP-2	SM 4500-S2-D	705989		
50330580001	MW-3D	HACH 8146	705427		
50330580002	MW-2D	HACH 8146	705427		
50330580003	MW-2S	HACH 8146	705427		
50330580004	MW-11S	HACH 8146	705427		
50330580005	MW-8S	HACH 8146	705427		
50330580006	DUP-2	HACH 8146	705427		
50330580001	MW-3D	EPA 353.2	705419		
50330580002	MW-2D	EPA 353.2	705419		
50330580003	MW-2S	EPA 353.2	705419		
50330580004	MW-11S	EPA 353.2	705419		
50330580005	MW-8S	EPA 353.2	705419		
50330580006	DUP-2	EPA 353.2	705419		
50330580001	MW-3D	EPA 365.1	705727	EPA 365.1	706562
50330580002	MW-2D	EPA 365.1	705728	EPA 365.1	706563
50330580003	MW-2S	EPA 365.1	705728	EPA 365.1	706563
50330580004	MW-11S	EPA 365.1	705728	EPA 365.1	706563
50330580005	MW-8S	EPA 365.1	705728	EPA 365.1	706563
50330580006	DUP-2	EPA 365.1	705728	EPA 365.1	706563
50330580001	MW-3D	SM 5310C	707808		
50330580002	MW-2D	SM 5310C	707808		
50330580003	MW-2S	SM 5310C	707808		
50330580004	MW-11S	SM 5310C	707809		
50330580005	MW-8S	SM 5310C	707809		

REPORT OF LABORATORY ANALYSIS

This report shall not be reproduced, except in full,
without the written consent of Pace Analytical Services, LLC.

QUALITY CONTROL DATA CROSS REFERENCE TABLE

Project: Harding St Profile 1 Report 1

Pace Project No.: 50330580

Lab ID	Sample ID	QC Batch Method	QC Batch	Analytical Method	Analytical Batch
50330580006	DUP-2	SM 5310C	707809		
50330580001	MW-3D	SM 5310C	708108		
50330580002	MW-2D	SM 5310C	708108		
50330580003	MW-2S	SM 5310C	708108		
50330580004	MW-11S	SM 5310C	708108		
50330580005	MW-8S	SM 5310C	708108		
50330580006	DUP-2	SM 5310C	708108		

REPORT OF LABORATORY ANALYSIS

This report shall not be reproduced, except in full,
without the written consent of Pace Analytical Services, LLC.



SAMPLE CONDITION UPON RECEIPT FORM

Date/Time and Initials of person examining contents: RC 11-9-22 15:18

1. Courier: FED EX UPS CLIENT PACE USPS OTHER _____

2. Custody Seal on Cooler/Box Present: Yes No
 (If yes)Seals Intact: Yes No (leave blank if no seals were present)

3. Thermometer: **1 2 3 4 5 6 A B C D E F**

4. Cooler Temperature(s): 1.4/1.1 1.5/1.2 0.8/0.5 1.1/0.8
 (Initial/Corrected) RECORD TEMPS OF ALL COOLERS RECEIVED (use Comments below to add more)

5. Packing Material: Bubble Wrap Bubble Bags
 None Other _____

6. Ice Type: Wet Blue None

7. If temp. is over 6°C or under 0°C, was the PM notified?: Yes No
 Cooler temp should be above freezing to 6°C

All discrepancies will be written out in the comments section below.

	Yes	No		Yes	No	N/A
USDA Regulated Soils? (HI, ID, NY, WA, OR, CA, NM, TX, OK, AR, LA, TN, AL, MS, NC, SC, GA, FL, or Puerto Rico)		<input checked="" type="checkbox"/>	All containers needing acid/base preservation have been pH CHECKED?: Exceptions: VOA, coliform, LLHg, O&G, RAD CHEM, and any container with a septum cap or preserved with HCl.	<input checked="" type="checkbox"/>		
Short Hold Time Analysis (48 hours or less)? Analysis: <u>NO₃</u>	<input checked="" type="checkbox"/>		Circle: <u>HNO₃ (<2)</u> <u>H₂SO₄ (<2)</u> NaOH (>10) <u>NaOH/ZnAc (>9)</u> Any non-conformance to pH recommendations will be noted on the container count form	<input checked="" type="checkbox"/>		
Time 5035A TC placed in Freezer or Short Holds To Lab Time: <u>1600</u>			Residual Chlorine Check (SVOC 625 Pest/PCB 608)	<u>Present</u>	<u>Absent</u>	<u>N/A</u> <input checked="" type="checkbox"/>
Rush TAT Requested (4 days or less):		<input checked="" type="checkbox"/>	Residual Chlorine Check (Total/Amenable/Free Cyanide)			<input checked="" type="checkbox"/>
Custody Signatures Present?	<input checked="" type="checkbox"/>		Headspace Wisconsin Sulfide?			<input checked="" type="checkbox"/>
Containers Intact?:	<input checked="" type="checkbox"/>		Headspace in VOA Vials (>6mm): See Containter Count form for details	<u>Present</u>	<u>Absent</u>	No VOA Vials Sent <input checked="" type="checkbox"/>
Sample Label (IDs/Dates/Times) Match COC?: Except TCs, which only require sample ID	<input checked="" type="checkbox"/>		Trip Blank Present?		<input checked="" type="checkbox"/>	
Extra labels on Terracore Vials? (soils only)			Trip Blank Custody Seals?:			<input checked="" type="checkbox"/>

COMMENTS:

March 13, 2023

Mr. Mark Breting
ATC Group Services
7988 Centerpoint Drive
Suite 100
Indianapolis, IN 46256

RE: Project: Harding St Profile 1 Report 2
Pace Project No.: 50330585

Dear Mr. Breting:

Enclosed are the analytical results for sample(s) received by the laboratory on November 09, 2022. The results relate only to the samples included in this report. Results reported herein conform to the applicable TNI/NELAC Standards and the laboratory's Quality Manual, where applicable, unless otherwise noted in the body of the report.

The test results provided in this final report were generated by each of the following laboratories within the Pace Network:

- Pace Analytical Services - Indianapolis
- Pace Analytical Services - Greensburg

If you have any questions concerning this report, please feel free to contact me.

Sincerely,



Will Statz
will.statz@pacelabs.com
(317)228-3105
Project Manager

Enclosures

cc: Mr. Robert Miller, Haley & Aldrich



REPORT OF LABORATORY ANALYSIS

This report shall not be reproduced, except in full,
without the written consent of Pace Analytical Services, LLC.

CERTIFICATIONS

Project: Harding St Profile 1 Report 2

Pace Project No.: 50330585

Pace Analytical Services Pennsylvania

1638 Roseytown Rd Suites 2,3&4, Greensburg, PA 15601

ANAB DOD-ELAP Rad Accreditation #: L2417

Alabama Certification #: 41590

Arizona Certification #: AZ0734

Arkansas Certification

California Certification #: 04222CA

Colorado Certification #: PA01547

Connecticut Certification #: PH-0694

Delaware Certification

EPA Region 4 DW Rad

Florida/TNI Certification #: E87683

Georgia Certification #: C040

Florida: Cert E871149 SEKS WET

Guam Certification

Hawaii Certification

Idaho Certification

Illinois Certification

Indiana Certification

Iowa Certification #: 391

Kansas/TNI Certification #: E-10358

Kentucky Certification #: KY90133

KY WW Permit #: KY0098221

KY WW Permit #: KY0000221

Louisiana DHH/TNI Certification #: LA180012

Louisiana DEQ/TNI Certification #: 4086

Maine Certification #: 2017020

Maryland Certification #: 308

Massachusetts Certification #: M-PA1457

Michigan/PADEP Certification #: 9991

Missouri Certification #: 235

Montana Certification #: Cert0082

Nebraska Certification #: NE-OS-29-14

Nevada Certification #: PA014572018-1

New Hampshire/TNI Certification #: 297617

New Jersey/TNI Certification #: PA051

New Mexico Certification #: PA01457

New York/TNI Certification #: 10888

North Carolina Certification #: 42706

North Dakota Certification #: R-190

Ohio EPA Rad Approval: #41249

Oregon/TNI Certification #: PA200002-010

Pennsylvania/TNI Certification #: 65-00282

Puerto Rico Certification #: PA01457

Rhode Island Certification #: 65-00282

South Dakota Certification

Tennessee Certification #: 02867

Texas/TNI Certification #: T104704188-17-3

Utah/TNI Certification #: PA014572017-9

USDA Soil Permit #: P330-17-00091

Vermont Dept. of Health: ID# VT-0282

Virgin Island/PADEP Certification

Virginia/VELAP Certification #: 460198

Washington Certification #: C868

West Virginia DEP Certification #: 143

West Virginia DHHR Certification #: 9964C

Wisconsin Approve List for Rad

Wyoming Certification #: 8TMS-L

Pace Analytical Services Indianapolis

7726 Moller Road, Indianapolis, IN 46268

Illinois Accreditation #: 200074

Indiana Drinking Water Laboratory #: C-49-06

Kansas/TNI Certification #: E-10177

Kentucky UST Agency Interest #: 80226

Kentucky WW Laboratory ID #: 98019

Michigan Drinking Water Laboratory #9050

Ohio VAP Certified Laboratory #: CL0065

Oklahoma Laboratory #: 9204

Texas Certification #: T104704355

Wisconsin Laboratory #: 999788130

USDA Foreign Soil Permit #: 525-23-13-23119

USDA Compliance Agreement #: IN-SL-22-001

REPORT OF LABORATORY ANALYSIS

This report shall not be reproduced, except in full,
without the written consent of Pace Analytical Services, LLC.

SAMPLE SUMMARY

Project: Harding St Profile 1 Report 2

Pace Project No.: 50330585

Lab ID	Sample ID	Matrix	Date Collected	Date Received
50330585001	MW-108D	Water	11/08/22 10:40	11/09/22 14:25
50330585002	MW-108S	Water	11/08/22 11:45	11/09/22 14:25
50330585003	MW-108S MS	Water	11/08/22 11:45	11/09/22 14:25
50330585004	MW-108S MSD	Water	11/08/22 11:45	11/09/22 14:25

REPORT OF LABORATORY ANALYSIS

This report shall not be reproduced, except in full,
without the written consent of Pace Analytical Services, LLC.

SAMPLE ANALYTE COUNT

Project: Harding St Profile 1 Report 2

Pace Project No.: 50330585

Lab ID	Sample ID	Method	Analysts	Analytes Reported	Laboratory
50330585001	MW-108D	EPA 9056	RMR	3	PASI-I
		EPA 6010	RAM	15	PASI-I
		EPA 6010	DJS	3	PASI-I
		EPA 6020	CAW	4	PASI-I
		EPA 903.1	GDH	1	PASI-PA
		EPA 904.0	ZPC	1	PASI-PA
		Total Radium Calculation	JAL	1	PASI-PA
		SM 2320B	TAY	3	PASI-I
		SM 2540C	MTW	1	PASI-I
		SM 4500-H+B	TRK	1	PASI-I
		SM 4500-S2-D	BEP	1	PASI-I
		HACH 8146	ZM	1	PASI-I
		EPA 353.2	OAS	2	PASI-I
		EPA 365.1	ZM	1	PASI-I
		SM 5310C	ATS	1	PASI-I
		SM 5310C	ATS	1	PASI-I
		50330585002	MW-108S	EPA 9056	RMR
EPA 6010	RAM			15	PASI-I
EPA 6010	DJS			3	PASI-I
EPA 6020	CAW			4	PASI-I
EPA 903.1	GDH			1	PASI-PA
EPA 904.0	ZPC			1	PASI-PA
Total Radium Calculation	JAL			1	PASI-PA
SM 2320B	TAY			3	PASI-I
SM 2540C	MTW			1	PASI-I
SM 4500-H+B	TRK			1	PASI-I
SM 4500-S2-D	BEP			1	PASI-I
HACH 8146	ZM			1	PASI-I
EPA 353.2	OAS			2	PASI-I
EPA 365.1	ZM			1	PASI-I
SM 5310C	ATS			1	PASI-I
SM 5310C	ATS			1	PASI-I
50330585003	MW-108S MS			EPA 903.1	GDH
		EPA 904.0	ZPC	1	PASI-PA
50330585004	MW-108S MSD	EPA 903.1	GDH	1	PASI-PA
		EPA 904.0	ZPC	1	PASI-PA

REPORT OF LABORATORY ANALYSIS

This report shall not be reproduced, except in full,
without the written consent of Pace Analytical Services, LLC.

SAMPLE ANALYTE COUNT

Project: Harding St Profile 1 Report 2

Pace Project No.: 50330585

Lab ID	Sample ID	Method	Analysts	Analytes Reported	Laboratory
--------	-----------	--------	----------	-------------------	------------

PASI-I = Pace Analytical Services - Indianapolis

PASI-PA = Pace Analytical Services - Greensburg

REPORT OF LABORATORY ANALYSIS

This report shall not be reproduced, except in full,
without the written consent of Pace Analytical Services, LLC.

SUMMARY OF DETECTION

Project: Harding St Profile 1 Report 2

Pace Project No.: 50330585

Lab Sample ID	Client Sample ID	Result	Units	Report Limit	Analyzed	Qualifiers
Method	Parameters					
50330585001	MW-108D					
EPA 9056	Chloride	164	mg/L	25.0	11/17/22 17:26	
EPA 9056	Fluoride	0.44	mg/L	0.10	11/17/22 17:09	
EPA 9056	Sulfate	537	mg/L	25.0	11/17/22 17:26	
EPA 6010	Barium	35.1	ug/L	10.0	11/22/22 09:34	
EPA 6010	Boron	4940	ug/L	100	11/22/22 09:34	
EPA 6010	Calcium	218000	ug/L	5000	11/22/22 10:00	
EPA 6010	Iron	5320	ug/L	100	11/22/22 09:34	
EPA 6010	Lithium	75.4	ug/L	20.0	11/22/22 09:34	
EPA 6010	Magnesium	63000	ug/L	1000	11/22/22 09:34	
EPA 6010	Manganese	375	ug/L	10.0	11/22/22 09:34	
EPA 6010	Molybdenum	133	ug/L	10.0	11/22/22 09:34	
EPA 6010	Potassium	12000	ug/L	1000	11/22/22 09:34	
EPA 6010	Silica	13100	ug/L	450	11/22/22 09:34	N2
EPA 6010	Sodium	157000	ug/L	1000	11/22/22 09:34	
EPA 6010	Iron, Dissolved	5190	ug/L	100	11/22/22 13:06	
EPA 6010	Manganese, Dissolved	386	ug/L	10.0	11/22/22 13:06	
EPA 6010	Molybdenum, Dissolved	136	ug/L	10.0	11/22/22 13:06	
EPA 903.1	Radium-226	0.272 ± 0.689 (1.28) C:NA T:97%	pCi/L		11/29/22 16:31	
EPA 904.0	Radium-228	0.130 ± 0.312 (0.694) C:80% T:89%	pCi/L		12/01/22 14:54	
Total Radium Calculation	Total Radium	0.402 ± 1.00 (1.97)	pCi/L		12/02/22 15:31	
SM 2320B	Alkalinity, Total as CaCO3	252	mg/L	10.0	11/10/22 15:08	
SM 2320B	Alkalinity, Bicarbonate (CaCO3)	252	mg/L	10.0	11/10/22 15:08	
SM 2540C	Total Dissolved Solids	1530	mg/L	20.0	11/15/22 07:30	
SM 4500-H+B	pH at 25 Degrees C	7.3	Std. Units	0.10	11/12/22 15:45	H3
HACH 8146	Iron, Ferrous	1.2	mg/L	0.33	11/09/22 21:09	H3, N2
EPA 353.2	Nitrogen, Nitrate	0.14	mg/L	0.10	11/09/22 18:35	
EPA 365.1	Phosphate as P04	0.21	mg/L	0.15	11/15/22 17:41	
SM 5310C	Total Organic Carbon	1.4	mg/L	1.0	11/27/22 03:03	
SM 5310C	Dissolved Organic Carbon	1.8	mg/L	1.0	11/28/22 23:10	
50330585002	MW-108S					
EPA 9056	Chloride	183	mg/L	25.0	11/28/22 11:41	
EPA 9056	Fluoride	0.71	mg/L	0.10	11/17/22 17:42	
EPA 9056	Sulfate	821	mg/L	25.0	11/28/22 11:41	
EPA 6010	Barium	29.3	ug/L	10.0	11/22/22 09:36	
EPA 6010	Boron	1750	ug/L	100	11/22/22 09:36	
EPA 6010	Calcium	238000	ug/L	5000	11/22/22 10:02	
EPA 6010	Iron	4120	ug/L	100	11/22/22 09:36	
EPA 6010	Lithium	72.0	ug/L	20.0	11/22/22 09:36	
EPA 6010	Magnesium	93900	ug/L	1000	11/22/22 09:36	
EPA 6010	Manganese	482	ug/L	10.0	11/22/22 09:36	

REPORT OF LABORATORY ANALYSIS

This report shall not be reproduced, except in full,
without the written consent of Pace Analytical Services, LLC.

SUMMARY OF DETECTION

Project: Harding St Profile 1 Report 2

Pace Project No.: 50330585

Lab Sample ID Method	Client Sample ID Parameters	Result	Units	Report Limit	Analyzed	Qualifiers
50330585002	MW-108S					
EPA 6010	Molybdenum	93.4	ug/L	10.0	11/22/22 09:36	
EPA 6010	Potassium	12000	ug/L	1000	11/22/22 09:36	
EPA 6010	Silica	13300	ug/L	450	11/22/22 09:36	N2
EPA 6010	Sodium	122000	ug/L	1000	11/22/22 09:36	
EPA 6010	Iron, Dissolved	4200	ug/L	100	11/22/22 13:09	
EPA 6010	Manganese, Dissolved	513	ug/L	10.0	11/22/22 13:09	
EPA 6010	Molybdenum, Dissolved	92.9	ug/L	10.0	11/22/22 13:09	
EPA 903.1	Radium-226	0.601 ± 0.446 (0.558)	pCi/L		11/29/22 16:31	
EPA 904.0	Radium-228	C:NA T:95% 0.647 ± 0.358 (0.632)	pCi/L		12/01/22 14:54	
		C:78% T:88%				
Total Radium Calculation	Total Radium	1.25 ± 0.804 (1.19)	pCi/L		12/02/22 15:31	
SM 2320B	Alkalinity, Total as CaCO3	322	mg/L	10.0	11/10/22 15:08	
SM 2320B	Alkalinity,Bicarbonate (CaCO3)	322	mg/L	10.0	11/10/22 15:08	
SM 2540C	Total Dissolved Solids	1700	mg/L	20.0	11/15/22 07:30	
SM 4500-H+B	pH at 25 Degrees C	7.1	Std. Units	0.10	11/12/22 15:46	H3
HACH 8146	Iron, Ferrous	2.3	mg/L	0.50	11/09/22 21:11	H3,N2
SM 5310C	Total Organic Carbon	1.2	mg/L	1.0	11/27/22 03:23	
50330585003	MW-108S MS					
EPA 903.1	Radium-226	111.92 %REC ± NA (NA)	pCi/L		11/29/22 16:45	
EPA 904.0	Radium-228	C:NA T:NA 80.9 %REC ± NA (NA) C:NA T:NA	pCi/L		12/01/22 14:54	
50330585004	MW-108S MSD					
EPA 903.1	Radium-226	85.74 %REC 26.49RPD ± NA (NA)	pCi/L		11/29/22 16:45	
EPA 904.0	Radium-228	C:NA T:NA 70.68 %REC 13.48RPD ± NA (NA) C:NA T:NA	pCi/L		12/01/22 14:54	

REPORT OF LABORATORY ANALYSIS

This report shall not be reproduced, except in full,
without the written consent of Pace Analytical Services, LLC.

ANALYTICAL RESULTS

Project: Harding St Profile 1 Report 2

Pace Project No.: 50330585

Sample: MW-108D		Lab ID: 50330585001		Collected: 11/08/22 10:40		Received: 11/09/22 14:25		Matrix: Water	
Parameters	Results	Units	Report Limit	MDL	DF	Prepared	Analyzed	CAS No.	Qual
9056 IC Anions		Analytical Method: EPA 9056 Pace Analytical Services - Indianapolis							
Chloride	164	mg/L	25.0	6.7	100		11/17/22 17:26	16887-00-6	
Fluoride	0.44	mg/L	0.10	0.017	1		11/17/22 17:09	16984-48-8	
Sulfate	537	mg/L	25.0	8.5	100		11/17/22 17:26	14808-79-8	
6010 MET ICP		Analytical Method: EPA 6010 Preparation Method: EPA 3010 Pace Analytical Services - Indianapolis							
Aluminum	ND	ug/L	200	55.4	1	11/18/22 10:21	11/22/22 09:34	7429-90-5	
Barium	35.1	ug/L	10.0	2.1	1	11/18/22 10:21	11/22/22 09:34	7440-39-3	
Boron	4940	ug/L	100	37.6	1	11/18/22 10:21	11/22/22 09:34	7440-42-8	
Cadmium	ND	ug/L	2.0	0.66	1	11/18/22 10:21	11/22/22 09:34	7440-43-9	
Calcium	218000	ug/L	5000	815	5	11/18/22 10:21	11/22/22 10:00	7440-70-2	
Chromium	ND	ug/L	10.0	0.97	1	11/18/22 10:21	11/22/22 09:34	7440-47-3	
Iron	5320	ug/L	100	48.8	1	11/18/22 10:21	11/22/22 09:34	7439-89-6	
Lead	ND	ug/L	10.0	2.6	1	11/18/22 10:21	11/22/22 09:34	7439-92-1	
Lithium	75.4	ug/L	20.0	6.2	1	11/18/22 10:21	11/22/22 09:34	7439-93-2	
Magnesium	63000	ug/L	1000	71.8	1	11/18/22 10:21	11/22/22 09:34	7439-95-4	
Manganese	375	ug/L	10.0	2.5	1	11/18/22 10:21	11/22/22 09:34	7439-96-5	
Molybdenum	133	ug/L	10.0	3.7	1	11/18/22 10:21	11/22/22 09:34	7439-98-7	
Potassium	12000	ug/L	1000	281	1	11/18/22 10:21	11/22/22 09:34	7440-09-7	
Silica	13100	ug/L	450		1	11/18/22 10:21	11/22/22 09:34	7631-86-9	N2
Sodium	157000	ug/L	1000	214	1	11/18/22 10:21	11/22/22 09:34	7440-23-5	
6010 MET ICP, Dissolved		Analytical Method: EPA 6010 Preparation Method: EPA 3010 Pace Analytical Services - Indianapolis							
Iron, Dissolved	5190	ug/L	100	48.8	1	11/18/22 10:19	11/22/22 13:06	7439-89-6	
Manganese, Dissolved	386	ug/L	10.0	5.4	1	11/18/22 10:19	11/22/22 13:06	7439-96-5	
Molybdenum, Dissolved	136	ug/L	10.0	2.0	1	11/18/22 10:19	11/22/22 13:06	7439-98-7	
6020 MET ICPMS		Analytical Method: EPA 6020 Preparation Method: EPA 200.2 Pace Analytical Services - Indianapolis							
Antimony	ND	ug/L	1.0	0.13	1	11/13/22 16:45	11/15/22 22:18	7440-36-0	
Arsenic	ND	ug/L	1.0	0.11	1	11/13/22 16:45	11/15/22 22:18	7440-38-2	
Cobalt	ND	ug/L	1.0	0.086	1	11/13/22 16:45	11/15/22 22:18	7440-48-4	
Selenium	ND	ug/L	1.0	0.35	1	11/13/22 16:45	11/15/22 22:18	7782-49-2	
2320B Alkalinity		Analytical Method: SM 2320B Pace Analytical Services - Indianapolis							
Alkalinity, Total as CaCO3	252	mg/L	10.0	10.0	1		11/10/22 15:08		
Alkalinity,Bicarbonate (CaCO3)	252	mg/L	10.0	10.0	1		11/10/22 15:08		
Alkalinity,Carbonate (CaCO3)	ND	mg/L	10.0	10.0	1		11/10/22 15:08		
2540C Total Dissolved Solids		Analytical Method: SM 2540C Pace Analytical Services - Indianapolis							
Total Dissolved Solids	1530	mg/L	20.0	20.0	1		11/15/22 07:30		

REPORT OF LABORATORY ANALYSIS

This report shall not be reproduced, except in full,
without the written consent of Pace Analytical Services, LLC.

ANALYTICAL RESULTS

Project: Harding St Profile 1 Report 2

Pace Project No.: 50330585

Sample: MW-108D		Lab ID: 50330585001		Collected: 11/08/22 10:40	Received: 11/09/22 14:25	Matrix: Water			
Parameters	Results	Units	Report Limit	MDL	DF	Prepared	Analyzed	CAS No.	Qual
4500H+ pH, Electrometric		Analytical Method: SM 4500-H+B Pace Analytical Services - Indianapolis							
pH at 25 Degrees C	7.3	Std. Units	0.10	0.10	1		11/12/22 15:45		H3
4500S2D Sulfide Water		Analytical Method: SM 4500-S2-D Pace Analytical Services - Indianapolis							
Sulfide	ND	mg/L	0.10	0.025	1		11/12/22 13:20	18496-25-8	
Iron, Ferrous		Analytical Method: HACH 8146 Pace Analytical Services - Indianapolis							
Iron, Ferrous	1.2	mg/L	0.33	0.16	1.67		11/09/22 21:09	15438-31-0	H3,N2
353.2 Nitrogen, NO2/NO3 unpres		Analytical Method: EPA 353.2 Pace Analytical Services - Indianapolis							
Nitrogen, Nitrate	0.14	mg/L	0.10	0.011	1		11/09/22 18:35	14797-55-8	
Nitrogen, Nitrite	ND	mg/L	0.10	0.0040	1		11/09/22 18:35	14797-65-0	
365.1 Total Phosphorus		Analytical Method: EPA 365.1 Preparation Method: EPA 365.1 Pace Analytical Services - Indianapolis							
Phosphate as P04	0.21	mg/L	0.15	0.15	1	11/11/22 10:30	11/15/22 17:41		
5310C TOC		Analytical Method: SM 5310C Pace Analytical Services - Indianapolis							
Total Organic Carbon	1.4	mg/L	1.0	0.14	1		11/27/22 03:03	7440-44-0	
5310C Dissolved Organic Carbon		Analytical Method: SM 5310C Pace Analytical Services - Indianapolis							
Dissolved Organic Carbon	1.8	mg/L	1.0	0.14	1		11/28/22 23:10		

REPORT OF LABORATORY ANALYSIS

This report shall not be reproduced, except in full,
without the written consent of Pace Analytical Services, LLC.

ANALYTICAL RESULTS

Project: Harding St Profile 1 Report 2

Pace Project No.: 50330585

Sample: MW-108S		Lab ID: 50330585002		Collected: 11/08/22 11:45	Received: 11/09/22 14:25	Matrix: Water				
Parameters	Results	Units	Report Limit	MDL	DF	Prepared	Analyzed	CAS No.	Qual	
9056 IC Anions		Analytical Method: EPA 9056 Pace Analytical Services - Indianapolis								
Chloride	183	mg/L	25.0	6.7	100		11/28/22 11:41	16887-00-6		
Fluoride	0.71	mg/L	0.10	0.017	1		11/17/22 17:42	16984-48-8		
Sulfate	821	mg/L	25.0	8.5	100		11/28/22 11:41	14808-79-8		
6010 MET ICP		Analytical Method: EPA 6010 Preparation Method: EPA 3010 Pace Analytical Services - Indianapolis								
Aluminum	ND	ug/L	200	55.4	1	11/18/22 10:21	11/22/22 09:36	7429-90-5		
Barium	29.3	ug/L	10.0	2.1	1	11/18/22 10:21	11/22/22 09:36	7440-39-3		
Boron	1750	ug/L	100	37.6	1	11/18/22 10:21	11/22/22 09:36	7440-42-8		
Cadmium	ND	ug/L	2.0	0.66	1	11/18/22 10:21	11/22/22 09:36	7440-43-9		
Calcium	238000	ug/L	5000	815	5	11/18/22 10:21	11/22/22 10:02	7440-70-2		
Chromium	ND	ug/L	10.0	0.97	1	11/18/22 10:21	11/22/22 09:36	7440-47-3		
Iron	4120	ug/L	100	48.8	1	11/18/22 10:21	11/22/22 09:36	7439-89-6		
Lead	ND	ug/L	10.0	2.6	1	11/18/22 10:21	11/22/22 09:36	7439-92-1		
Lithium	72.0	ug/L	20.0	6.2	1	11/18/22 10:21	11/22/22 09:36	7439-93-2		
Magnesium	93900	ug/L	1000	71.8	1	11/18/22 10:21	11/22/22 09:36	7439-95-4		
Manganese	482	ug/L	10.0	2.5	1	11/18/22 10:21	11/22/22 09:36	7439-96-5		
Molybdenum	93.4	ug/L	10.0	3.7	1	11/18/22 10:21	11/22/22 09:36	7439-98-7		
Potassium	12000	ug/L	1000	281	1	11/18/22 10:21	11/22/22 09:36	7440-09-7		
Silica	13300	ug/L	450		1	11/18/22 10:21	11/22/22 09:36	7631-86-9	N2	
Sodium	122000	ug/L	1000	214	1	11/18/22 10:21	11/22/22 09:36	7440-23-5		
6010 MET ICP, Dissolved		Analytical Method: EPA 6010 Preparation Method: EPA 3010 Pace Analytical Services - Indianapolis								
Iron, Dissolved	4200	ug/L	100	48.8	1	11/18/22 10:19	11/22/22 13:09	7439-89-6		
Manganese, Dissolved	513	ug/L	10.0	5.4	1	11/18/22 10:19	11/22/22 13:09	7439-96-5		
Molybdenum, Dissolved	92.9	ug/L	10.0	2.0	1	11/18/22 10:19	11/22/22 13:09	7439-98-7		
6020 MET ICPMS		Analytical Method: EPA 6020 Preparation Method: EPA 200.2 Pace Analytical Services - Indianapolis								
Antimony	ND	ug/L	1.0	0.13	1	11/13/22 16:45	11/15/22 21:18	7440-36-0		
Arsenic	ND	ug/L	1.0	0.11	1	11/13/22 16:45	11/15/22 21:18	7440-38-2		
Cobalt	ND	ug/L	1.0	0.086	1	11/13/22 16:45	11/15/22 21:18	7440-48-4		
Selenium	ND	ug/L	1.0	0.35	1	11/13/22 16:45	11/15/22 21:18	7782-49-2		
2320B Alkalinity		Analytical Method: SM 2320B Pace Analytical Services - Indianapolis								
Alkalinity, Total as CaCO3	322	mg/L	10.0	10.0	1		11/10/22 15:08			
Alkalinity,Bicarbonate (CaCO3)	322	mg/L	10.0	10.0	1		11/10/22 15:08			
Alkalinity,Carbonate (CaCO3)	ND	mg/L	10.0	10.0	1		11/10/22 15:08			
2540C Total Dissolved Solids		Analytical Method: SM 2540C Pace Analytical Services - Indianapolis								
Total Dissolved Solids	1700	mg/L	20.0	20.0	1		11/15/22 07:30			

REPORT OF LABORATORY ANALYSIS

This report shall not be reproduced, except in full,
without the written consent of Pace Analytical Services, LLC.

ANALYTICAL RESULTS

Project: Harding St Profile 1 Report 2

Pace Project No.: 50330585

Sample: MW-108S		Lab ID: 50330585002		Collected: 11/08/22 11:45	Received: 11/09/22 14:25	Matrix: Water				
Parameters	Results	Units	Report Limit	MDL	DF	Prepared	Analyzed	CAS No.	Qual	
4500H+ pH, Electrometric		Analytical Method: SM 4500-H+B Pace Analytical Services - Indianapolis								
pH at 25 Degrees C	7.1	Std. Units	0.10	0.10	1		11/12/22 15:46		H3	
4500S2D Sulfide Water		Analytical Method: SM 4500-S2-D Pace Analytical Services - Indianapolis								
Sulfide	ND	mg/L	0.10	0.025	1		11/12/22 13:20	18496-25-8		
Iron, Ferrous		Analytical Method: HACH 8146 Pace Analytical Services - Indianapolis								
Iron, Ferrous	2.3	mg/L	0.50	0.24	2.5		11/09/22 21:11	15438-31-0	H3,N2	
353.2 Nitrogen, NO2/NO3 unpres		Analytical Method: EPA 353.2 Pace Analytical Services - Indianapolis								
Nitrogen, Nitrate	ND	mg/L	0.10	0.011	1		11/09/22 18:43	14797-55-8		
Nitrogen, Nitrite	ND	mg/L	0.10	0.0040	1		11/09/22 18:43	14797-65-0		
365.1 Total Phosphorus		Analytical Method: EPA 365.1 Preparation Method: EPA 365.1 Pace Analytical Services - Indianapolis								
Phosphate as P04	ND	mg/L	0.15	0.15	1	11/11/22 10:30	11/15/22 17:42			
5310C TOC		Analytical Method: SM 5310C Pace Analytical Services - Indianapolis								
Total Organic Carbon	1.2	mg/L	1.0	0.14	1		11/27/22 03:23	7440-44-0		
5310C Dissolved Organic Carbon		Analytical Method: SM 5310C Pace Analytical Services - Indianapolis								
Dissolved Organic Carbon	ND	mg/L	4.0	0.57	4		11/28/22 23:50		D3	

REPORT OF LABORATORY ANALYSIS

This report shall not be reproduced, except in full,
without the written consent of Pace Analytical Services, LLC.

QUALITY CONTROL DATA

Project: Harding St Profile 1 Report 2

Pace Project No.: 50330585

QC Batch: 706152

Analysis Method: EPA 9056

QC Batch Method: EPA 9056

Analysis Description: 9056 IC Anions

Laboratory: Pace Analytical Services - Indianapolis

Associated Lab Samples: 50330585001, 50330585002

METHOD BLANK: 3246397

Matrix: Water

Associated Lab Samples: 50330585001, 50330585002

Parameter	Units	Blank Result	Reporting Limit	MDL	Analyzed	Qualifiers
Chloride	mg/L	ND	0.25	0.067	11/22/22 19:02	
Fluoride	mg/L	ND	0.10	0.017	11/22/22 19:02	
Sulfate	mg/L	ND	0.25	0.085	11/22/22 19:02	

LABORATORY CONTROL SAMPLE: 3246398

Parameter	Units	Spike Conc.	LCS Result	LCS % Rec	% Rec Limits	Qualifiers
Chloride	mg/L	1.2	1.2	97	80-120	
Fluoride	mg/L	0.5	0.48	95	80-120	
Sulfate	mg/L	2.5	2.4	96	80-120	

MATRIX SPIKE & MATRIX SPIKE DUPLICATE: 3246399 3246400

Parameter	Units	50330585002		3246400		MS Result	MSD Result	MS % Rec	MSD % Rec	% Rec Limits	RPD	Max RPD	Qual
		Result	MS Spike Conc.	MSD Spike Conc.	MSD Result								
Chloride	mg/L	183	125	125	267	266	67	67	80-120	0	15	M0	
Fluoride	mg/L	0.71	0.5	0.5	1.2	1.2	107	104	80-120	1	15		
Sulfate	mg/L	821	250	250	918	926	39	42	80-120	1	15	M0	

Results presented on this page are in the units indicated by the "Units" column except where an alternate unit is presented to the right of the result.

REPORT OF LABORATORY ANALYSIS

This report shall not be reproduced, except in full,
without the written consent of Pace Analytical Services, LLC.

QUALITY CONTROL DATA

Project: Harding St Profile 1 Report 2

Pace Project No.: 50330585

QC Batch: 706682

Analysis Method: EPA 6010

QC Batch Method: EPA 3010

Analysis Description: 6010 MET

Laboratory: Pace Analytical Services - Indianapolis

Associated Lab Samples: 50330585001, 50330585002

METHOD BLANK: 3248452

Matrix: Water

Associated Lab Samples: 50330585001, 50330585002

Parameter	Units	Blank Result	Reporting Limit	MDL	Analyzed	Qualifiers
Aluminum	ug/L	ND	200	55.4	11/22/22 09:11	
Barium	ug/L	ND	10.0	2.1	11/22/22 09:11	
Boron	ug/L	ND	100	37.6	11/22/22 09:11	
Cadmium	ug/L	ND	2.0	0.66	11/22/22 09:11	
Calcium	ug/L	ND	1000	163	11/22/22 09:11	
Chromium	ug/L	ND	10.0	0.97	11/22/22 09:11	
Iron	ug/L	ND	100	48.8	11/22/22 09:11	
Lead	ug/L	ND	10.0	2.6	11/22/22 09:11	
Lithium	ug/L	ND	20.0	6.2	11/22/22 09:11	
Magnesium	ug/L	ND	1000	71.8	11/22/22 09:11	
Manganese	ug/L	ND	10.0	2.5	11/22/22 09:11	
Molybdenum	ug/L	ND	10.0	3.7	11/22/22 09:11	
Potassium	ug/L	ND	1000	281	11/22/22 09:11	
Silica	ug/L	ND	450		11/22/22 09:11	N2
Sodium	ug/L	ND	1000	214	11/22/22 09:11	

LABORATORY CONTROL SAMPLE: 3248453

Parameter	Units	Spike Conc.	LCS Result	LCS % Rec	% Rec Limits	Qualifiers
Aluminum	ug/L	10000	10100	101	80-120	
Barium	ug/L	1000	978	98	80-120	
Boron	ug/L	1000	967	97	80-120	
Cadmium	ug/L	1000	985	99	80-120	
Calcium	ug/L	10000	10100	101	80-120	
Chromium	ug/L	1000	1010	101	80-120	
Iron	ug/L	10000	9720	97	80-120	
Lead	ug/L	1000	989	99	80-120	
Lithium	ug/L	1000	1020	102	80-120	
Magnesium	ug/L	10000	9670	97	80-120	
Manganese	ug/L	1000	979	98	80-120	
Molybdenum	ug/L	1000	1040	104	80-120	
Potassium	ug/L	10000	9810	98	80-120	
Silica	ug/L	10700	10000	94	80-120	N2
Sodium	ug/L	10000	9920	99	80-120	

Results presented on this page are in the units indicated by the "Units" column except where an alternate unit is presented to the right of the result.

REPORT OF LABORATORY ANALYSIS

This report shall not be reproduced, except in full,
without the written consent of Pace Analytical Services, LLC.

QUALITY CONTROL DATA

Project: Harding St Profile 1 Report 2

Pace Project No.: 50330585

MATRIX SPIKE & MATRIX SPIKE DUPLICATE: 3248454												3248455	
Parameter	Units	50330585002 Result	MS	MSD	MS	MSD	MS	MSD	% Rec	Max	Qual		
			Spike Conc.	Spike Conc.	Result	Result	% Rec	% Rec	Limits	RPD			
Aluminum	ug/L	ND	10000	10000	10200	10600	102	106	75-125	4	20		
Barium	ug/L	29.3	1000	1000	956	993	93	96	75-125	4	20		
Boron	ug/L	1750	1000	1000	2710	2800	96	105	75-125	3	20		
Cadmium	ug/L	ND	1000	1000	968	1010	97	101	75-125	4	20		
Calcium	ug/L	238000	10000	10000	251000	255000	124	167	75-125	2	20 P6		
Chromium	ug/L	ND	1000	1000	956	990	96	99	75-125	3	20		
Iron	ug/L	4120	10000	10000	13500	13800	94	97	75-125	2	20		
Lead	ug/L	ND	1000	1000	933	966	93	97	75-125	3	20		
Lithium	ug/L	72.0	1000	1000	1100	1140	103	107	75-125	3	20		
Magnesium	ug/L	93900	10000	10000	104000	106000	98	125	75-125	3	20		
Manganese	ug/L	482	1000	1000	1430	1470	95	99	75-125	3	20		
Molybdenum	ug/L	93.4	1000	1000	1090	1130	100	104	75-125	4	20		
Potassium	ug/L	12000	10000	10000	22400	23400	104	114	75-125	4	20		
Silica	ug/L	13300	10700	10700	22900	23100	89	91	75-125	1	20 N2		
Sodium	ug/L	122000	10000	10000	132000	137000	92	143	75-125	4	20 P6		

Results presented on this page are in the units indicated by the "Units" column except where an alternate unit is presented to the right of the result.

REPORT OF LABORATORY ANALYSIS

This report shall not be reproduced, except in full,
without the written consent of Pace Analytical Services, LLC.

QUALITY CONTROL DATA

Project: Harding St Profile 1 Report 2

Pace Project No.: 50330585

QC Batch: 706280

Analysis Method: EPA 6010

QC Batch Method: EPA 3010

Analysis Description: 6010 MET Dissolved

Laboratory: Pace Analytical Services - Indianapolis

Associated Lab Samples: 50330585001, 50330585002

METHOD BLANK: 3246871

Matrix: Water

Associated Lab Samples: 50330585001, 50330585002

Parameter	Units	Blank Result	Reporting Limit	MDL	Analyzed	Qualifiers
Iron, Dissolved	ug/L	ND	100	48.8	11/22/22 13:03	
Manganese, Dissolved	ug/L	ND	10.0	5.4	11/22/22 13:03	
Molybdenum, Dissolved	ug/L	ND	10.0	2.0	11/22/22 13:03	

LABORATORY CONTROL SAMPLE: 3246872

Parameter	Units	Spike Conc.	LCS Result	LCS % Rec	% Rec Limits	Qualifiers
Iron, Dissolved	ug/L	10000	9650	96	80-120	
Manganese, Dissolved	ug/L	1000	996	100	80-120	
Molybdenum, Dissolved	ug/L	1000	1020	102	80-120	

MATRIX SPIKE & MATRIX SPIKE DUPLICATE: 3246873 3246874

Parameter	Units	50330585002		3246873		3246874		% Rec	% Rec	% Rec Limits	RPD	Max RPD	Qual
		Result	MS Spike Conc.	MSD Spike Conc.	MS Result	MSD Result	MS % Rec						
Iron, Dissolved	ug/L	4200	10000	10000	13500	14200	93	100	75-125	5	20		
Manganese, Dissolved	ug/L	513	1000	1000	1470	1550	96	103	75-125	5	20		
Molybdenum, Dissolved	ug/L	92.9	1000	1000	1140	1170	104	108	75-125	3	20		

MATRIX SPIKE & MATRIX SPIKE DUPLICATE: 3246875 3246876

Parameter	Units	50330631001		3246875		3246876		% Rec	% Rec	% Rec Limits	RPD	Max RPD	Qual
		Result	MS Spike Conc.	MSD Spike Conc.	MS Result	MSD Result	MS % Rec						
Iron, Dissolved	ug/L	22500	10000	10000	31800	31600	93	91	75-125	1	20		
Manganese, Dissolved	ug/L	1850	1000	1000	2810	2800	96	96	75-125	0	20		
Molybdenum, Dissolved	ug/L	ND	1000	1000	1050	1060	105	106	75-125	1	20		

MATRIX SPIKE & MATRIX SPIKE DUPLICATE: 3246877 3246878

Parameter	Units	50330631018		3246877		3246878		% Rec	% Rec	% Rec Limits	RPD	Max RPD	Qual
		Result	MS Spike Conc.	MSD Spike Conc.	MS Result	MSD Result	MS % Rec						
Iron, Dissolved	ug/L	61200	10000	10000	69200	72900	79	117	75-125	5	20		
Manganese, Dissolved	ug/L	2530	1000	1000	3450	3600	92	107	75-125	4	20		
Molybdenum, Dissolved	ug/L	ND	1000	1000	1050	1060	105	106	75-125	1	20		

Results presented on this page are in the units indicated by the "Units" column except where an alternate unit is presented to the right of the result.

REPORT OF LABORATORY ANALYSIS

This report shall not be reproduced, except in full,
without the written consent of Pace Analytical Services, LLC.

QUALITY CONTROL DATA

Project: Harding St Profile 1 Report 2
Pace Project No.: 50330585

QC Batch: 706001	Analysis Method: EPA 6020
QC Batch Method: EPA 200.2	Analysis Description: 6020 MET
	Laboratory: Pace Analytical Services - Indianapolis

Associated Lab Samples: 50330585001, 50330585002

METHOD BLANK: 3245906 Matrix: Water

Associated Lab Samples: 50330585001, 50330585002

Parameter	Units	Blank Result	Reporting Limit	MDL	Analyzed	Qualifiers
Antimony	ug/L	ND	1.0	0.13	11/15/22 15:08	
Arsenic	ug/L	ND	1.0	0.11	11/15/22 15:08	
Cobalt	ug/L	ND	1.0	0.086	11/15/22 15:08	
Selenium	ug/L	ND	1.0	0.35	11/15/22 15:08	

LABORATORY CONTROL SAMPLE: 3245907

Parameter	Units	Spike Conc.	LCS Result	LCS % Rec	% Rec Limits	Qualifiers
Antimony	ug/L	40	42.4	106	80-120	
Arsenic	ug/L	40	40.9	102	80-120	
Cobalt	ug/L	40	42.4	106	80-120	
Selenium	ug/L	40	42.6	107	80-120	

MATRIX SPIKE & MATRIX SPIKE DUPLICATE: 3245908 3245909

Parameter	Units	50330585002		MSD		MS		MSD		% Rec Limits	RPD	Max RPD	Qual
		Result	MS Spike Conc.	MSD Spike Conc.	Result	MSD Result	% Rec	% Rec					
Antimony	ug/L	ND	40	40	43.0	43.3	107	108	75-125	1	20		
Arsenic	ug/L	ND	40	40	41.3	41.4	102	103	75-125	0	20		
Cobalt	ug/L	ND	40	40	39.5	39.3	98	98	75-125	1	20		
Selenium	ug/L	ND	40	40	41.8	44.5	104	111	75-125	6	20		

MATRIX SPIKE & MATRIX SPIKE DUPLICATE: 3245910 3245911

Parameter	Units	50330665001		MSD		MS		MSD		% Rec Limits	RPD	Max RPD	Qual
		Result	MS Spike Conc.	MSD Spike Conc.	Result	MSD Result	% Rec	% Rec					
Antimony	ug/L	ND	40	40	43.7	42.9	109	107	75-125	2	20		
Arsenic	ug/L	ND	40	40	41.0	41.3	102	103	75-125	1	20		
Cobalt	ug/L	ND	40	40	40.0	39.7	99	99	75-125	1	20		
Selenium	ug/L	3.6	40	40	43.5	44.2	100	101	75-125	2	20		

Results presented on this page are in the units indicated by the "Units" column except where an alternate unit is presented to the right of the result.

REPORT OF LABORATORY ANALYSIS

This report shall not be reproduced, except in full,
without the written consent of Pace Analytical Services, LLC.

QUALITY CONTROL DATA

Project: Harding St Profile 1 Report 2

Pace Project No.: 50330585

QC Batch: 705540

Analysis Method: SM 2320B

QC Batch Method: SM 2320B

Analysis Description: 2320B Alkalinity

Laboratory: Pace Analytical Services - Indianapolis

Associated Lab Samples: 50330585001, 50330585002

METHOD BLANK: 3243318

Matrix: Water

Associated Lab Samples: 50330585001, 50330585002

Parameter	Units	Blank Result	Reporting Limit	MDL	Analyzed	Qualifiers
Alkalinity, Total as CaCO ₃	mg/L	ND	10.0	10.0	11/10/22 15:08	
Alkalinity,Bicarbonate (CaCO ₃)	mg/L	ND	10.0	10.0	11/10/22 15:08	
Alkalinity,Carbonate (CaCO ₃)	mg/L	ND	10.0	10.0	11/10/22 15:08	

LABORATORY CONTROL SAMPLE: 3243319

Parameter	Units	Spike Conc.	LCS Result	LCS % Rec	% Rec Limits	Qualifiers
Alkalinity, Total as CaCO ₃	mg/L	50	47.3	95	90-110	

SAMPLE DUPLICATE: 3243320

Parameter	Units	50330484001 Result	Dup Result	RPD	Max RPD	Qualifiers
Alkalinity, Total as CaCO ₃	mg/L	240	242	1	20	
Alkalinity,Bicarbonate (CaCO ₃)	mg/L	240	242	1	20	
Alkalinity,Carbonate (CaCO ₃)	mg/L	<10.0	ND		20	

SAMPLE DUPLICATE: 3243321

Parameter	Units	50330585002 Result	Dup Result	RPD	Max RPD	Qualifiers
Alkalinity, Total as CaCO ₃	mg/L	322	325	1	20	
Alkalinity,Bicarbonate (CaCO ₃)	mg/L	322	325	1	20	
Alkalinity,Carbonate (CaCO ₃)	mg/L	ND	ND		20	

Results presented on this page are in the units indicated by the "Units" column except where an alternate unit is presented to the right of the result.

REPORT OF LABORATORY ANALYSIS

This report shall not be reproduced, except in full,
without the written consent of Pace Analytical Services, LLC.

QUALITY CONTROL DATA

Project: Harding St Profile 1 Report 2

Pace Project No.: 50330585

QC Batch: 706358

Analysis Method: SM 2540C

QC Batch Method: SM 2540C

Analysis Description: 2540C Total Dissolved Solids

Laboratory: Pace Analytical Services - Indianapolis

Associated Lab Samples: 50330585001, 50330585002

METHOD BLANK: 3247085

Matrix: Water

Associated Lab Samples: 50330585001, 50330585002

Parameter	Units	Blank Result	Reporting Limit	MDL	Analyzed	Qualifiers
Total Dissolved Solids	mg/L	ND	10.0	10.0	11/15/22 07:29	

LABORATORY CONTROL SAMPLE: 3247086

Parameter	Units	Spike Conc.	LCS Result	LCS % Rec	% Rec Limits	Qualifiers
Total Dissolved Solids	mg/L	300	285	95	80-120	

SAMPLE DUPLICATE: 3247087

Parameter	Units	50330585002 Result	Dup Result	RPD	Max RPD	Qualifiers
Total Dissolved Solids	mg/L	1700	1690	0	10	

SAMPLE DUPLICATE: 3247088

Parameter	Units	50330657006 Result	Dup Result	RPD	Max RPD	Qualifiers
Total Dissolved Solids	mg/L	3280	3210	2	10	

Results presented on this page are in the units indicated by the "Units" column except where an alternate unit is presented to the right of the result.

REPORT OF LABORATORY ANALYSIS

This report shall not be reproduced, except in full,
without the written consent of Pace Analytical Services, LLC.

QUALITY CONTROL DATA

Project: Harding St Profile 1 Report 2

Pace Project No.: 50330585

QC Batch: 706013

Analysis Method: SM 4500-H+B

QC Batch Method: SM 4500-H+B

Analysis Description: 4500H+B pH

Laboratory: Pace Analytical Services - Indianapolis

Associated Lab Samples: 50330585001, 50330585002

SAMPLE DUPLICATE: 3245972

Parameter	Units	50330810001 Result	Dup Result	RPD	Max RPD	Qualifiers
pH at 25 Degrees C	Std. Units		7.2			H3

SAMPLE DUPLICATE: 3245973

Parameter	Units	50330585002 Result	Dup Result	RPD	Max RPD	Qualifiers
pH at 25 Degrees C	Std. Units	7.1	7.1	0	2	H3

SAMPLE DUPLICATE: 3245974

Parameter	Units	50329778002 Result	Dup Result	RPD	Max RPD	Qualifiers
pH at 25 Degrees C	Std. Units	8.2	8.1	1	2	H3

Results presented on this page are in the units indicated by the "Units" column except where an alternate unit is presented to the right of the result.

REPORT OF LABORATORY ANALYSIS

This report shall not be reproduced, except in full,
without the written consent of Pace Analytical Services, LLC.

QUALITY CONTROL DATA

Project: Harding St Profile 1 Report 2

Pace Project No.: 50330585

QC Batch: 705990	Analysis Method: SM 4500-S2-D
QC Batch Method: SM 4500-S2-D	Analysis Description: 4500S2D Sulfide Water
	Laboratory: Pace Analytical Services - Indianapolis

Associated Lab Samples: 50330585001, 50330585002

METHOD BLANK: 3245809 Matrix: Water

Associated Lab Samples: 50330585001, 50330585002

Parameter	Units	Blank Result	Reporting Limit	MDL	Analyzed	Qualifiers
Sulfide	mg/L	ND	0.10	0.025	11/12/22 13:20	

LABORATORY CONTROL SAMPLE: 3245810

Parameter	Units	Spike Conc.	LCS Result	LCS % Rec	% Rec Limits	Qualifiers
Sulfide	mg/L	0.5	0.52	104	90-110	

MATRIX SPIKE & MATRIX SPIKE DUPLICATE: 3245811 3245812

Parameter	Units	50330585002		3245812		MS % Rec	MSD % Rec	% Rec Limits	RPD	Max RPD	Qual	
		MS Spike Conc.	MSD Spike Conc.	MS Result	MSD Result							
Sulfide	mg/L	ND	0.5	0.5	0.47	0.49	94	98	90-110	4	20	

MATRIX SPIKE & MATRIX SPIKE DUPLICATE: 3245813 3245814

Parameter	Units	50330674008		3245814		MS % Rec	MSD % Rec	% Rec Limits	RPD	Max RPD	Qual	
		MS Spike Conc.	MSD Spike Conc.	MS Result	MSD Result							
Sulfide	mg/L	ND	0.5	0.5	0.40	0.40	79	78	90-110	1	20 M3	

Results presented on this page are in the units indicated by the "Units" column except where an alternate unit is presented to the right of the result.

REPORT OF LABORATORY ANALYSIS

This report shall not be reproduced, except in full,
without the written consent of Pace Analytical Services, LLC.

QUALITY CONTROL DATA

Project: Harding St Profile 1 Report 2

Pace Project No.: 50330585

QC Batch:	705427	Analysis Method:	HACH 8146
QC Batch Method:	HACH 8146	Analysis Description:	Iron, Ferrous
		Laboratory:	Pace Analytical Services - Indianapolis

Associated Lab Samples: 50330585001, 50330585002

METHOD BLANK: 3242755 Matrix: Water

Associated Lab Samples: 50330585001, 50330585002

Parameter	Units	Blank Result	Reporting Limit	MDL	Analyzed	Qualifiers
Iron, Ferrous	mg/L	ND	0.20	0.096	11/09/22 21:06	H3,N2

LABORATORY CONTROL SAMPLE: 3242756

Parameter	Units	Spike Conc.	LCS Result	LCS % Rec	% Rec Limits	Qualifiers
Iron, Ferrous	mg/L	1	1.0	103	90-110	H3,N2

MATRIX SPIKE & MATRIX SPIKE DUPLICATE: 3242757 3242758

Parameter	Units	50329778002		3242757		3242758		% Rec	% Rec	% Rec Limits	RPD	Max RPD	Qual
		MS Result	MSD Spike Conc.	MS Result	MSD Spike Conc.	MS Result	MSD Result						
Iron, Ferrous	mg/L	ND	1	1	0.94	0.98	94	98	90-110	5	20	H3,N2	

MATRIX SPIKE & MATRIX SPIKE DUPLICATE: 3242759 3242760

Parameter	Units	50330585002		3242759		3242760		% Rec	% Rec	% Rec Limits	RPD	Max RPD	Qual
		MS Result	MSD Spike Conc.	MS Result	MSD Spike Conc.	MS Result	MSD Result						
Iron, Ferrous	mg/L	2.3	12.5	12.5	14.5	14.5	97	98	90-110	0	20	H3,N2	

Results presented on this page are in the units indicated by the "Units" column except where an alternate unit is presented to the right of the result.

REPORT OF LABORATORY ANALYSIS

This report shall not be reproduced, except in full,
without the written consent of Pace Analytical Services, LLC.

QUALITY CONTROL DATA

Project: Harding St Profile 1 Report 2

Pace Project No.: 50330585

QC Batch: 705419	Analysis Method: EPA 353.2
QC Batch Method: EPA 353.2	Analysis Description: 353.2 Nitrate + Nitrite, Unpres.
	Laboratory: Pace Analytical Services - Indianapolis

Associated Lab Samples: 50330585001, 50330585002

METHOD BLANK: 3242700 Matrix: Water

Associated Lab Samples: 50330585001, 50330585002

Parameter	Units	Blank Result	Reporting Limit	MDL	Analyzed	Qualifiers
Nitrogen, Nitrate	mg/L	ND	0.10	0.011	11/09/22 18:28	
Nitrogen, Nitrite	mg/L	ND	0.10	0.0040	11/09/22 18:28	

LABORATORY CONTROL SAMPLE: 3242701

Parameter	Units	Spike Conc.	LCS Result	LCS % Rec	% Rec Limits	Qualifiers
Nitrogen, Nitrate	mg/L	1	1.0	102	90-110	
Nitrogen, Nitrite	mg/L	1	1.0	103	90-110	

MATRIX SPIKE & MATRIX SPIKE DUPLICATE: 3242702 3242703

Parameter	Units	50330585002		3242703		MS % Rec	MSD % Rec	% Rec Limits	RPD	Max RPD	Qual
		MS Spike Conc.	MSD Spike Conc.	MS Result	MSD Result						
Nitrogen, Nitrate	mg/L	ND	1	1	0.75	0.77	75	77	90-110	2	20
Nitrogen, Nitrite	mg/L	ND	1	1	0.94	0.94	93	94	90-110	0	20

MATRIX SPIKE SAMPLE: 3242704

Parameter	Units	50330572001 Result	Spike Conc.	MS Result	MS % Rec	% Rec Limits	Qualifiers
Nitrogen, Nitrate	mg/L		6.2	1	7.2	103	90-110
Nitrogen, Nitrite	mg/L		ND	1	1.1	103	90-110

Results presented on this page are in the units indicated by the "Units" column except where an alternate unit is presented to the right of the result.

REPORT OF LABORATORY ANALYSIS

This report shall not be reproduced, except in full,
without the written consent of Pace Analytical Services, LLC.

QUALITY CONTROL DATA

Project: Harding St Profile 1 Report 2

Pace Project No.: 50330585

QC Batch: 705728

Analysis Method: EPA 365.1

QC Batch Method: EPA 365.1

Analysis Description: 365.1 Total Phosphorus

Laboratory: Pace Analytical Services - Indianapolis

Associated Lab Samples: 50330585001, 50330585002

METHOD BLANK: 3244237

Matrix: Water

Associated Lab Samples: 50330585001, 50330585002

Parameter	Units	Blank Result	Reporting Limit	MDL	Analyzed	Qualifiers
Phosphate as P04	mg/L	ND	0.15	0.15	11/15/22 17:37	

LABORATORY CONTROL SAMPLE: 3244238

Parameter	Units	Spike Conc.	LCS Result	LCS % Rec	% Rec Limits	Qualifiers
Phosphate as P04	mg/L		1.6			

MATRIX SPIKE & MATRIX SPIKE DUPLICATE: 3244239 3244240

Parameter	Units	50330585002 Result	MS Spike Conc.	MSD Spike Conc.	MS Result	MSD Result	MS % Rec	MSD % Rec	% Rec Limits	RPD	Max RPD	Qual
Phosphate as P04	mg/L	ND			1.5	1.6				6		

Results presented on this page are in the units indicated by the "Units" column except where an alternate unit is presented to the right of the result.

REPORT OF LABORATORY ANALYSIS

This report shall not be reproduced, except in full,
without the written consent of Pace Analytical Services, LLC.

QUALITY CONTROL DATA

Project: Harding St Profile 1 Report 2

Pace Project No.: 50330585

QC Batch: 707809	Analysis Method: SM 5310C
QC Batch Method: SM 5310C	Analysis Description: 5310C Total Organic Carbon
	Laboratory: Pace Analytical Services - Indianapolis

Associated Lab Samples: 50330585001, 50330585002

METHOD BLANK: 3253692 Matrix: Water

Associated Lab Samples: 50330585001, 50330585002

Parameter	Units	Blank Result	Reporting Limit	MDL	Analyzed	Qualifiers
Total Organic Carbon	mg/L	ND	1.0	0.14	11/27/22 00:45	

LABORATORY CONTROL SAMPLE: 3253693

Parameter	Units	Spike Conc.	LCS Result	LCS % Rec	% Rec Limits	Qualifiers
Total Organic Carbon	mg/L	10	9.8	98	90-110	

MATRIX SPIKE & MATRIX SPIKE DUPLICATE: 3253694 3253695

Parameter	Units	50330585002		3253695		% Rec	% Rec	% Rec Limits	RPD	Max RPD	Qual
		MS Result	MSD Spike Conc.	MS Result	MSD Spike Conc.						
Total Organic Carbon	mg/L	1.2	10	10.8	10.8	96	96	80-120	0	20	

MATRIX SPIKE & MATRIX SPIKE DUPLICATE: 3253696 3253697

Parameter	Units	50330631001		3253697		% Rec	% Rec	% Rec Limits	RPD	Max RPD	Qual
		MS Result	MSD Spike Conc.	MS Result	MSD Spike Conc.						
Total Organic Carbon	mg/L	1.8J	40	39.1	40.8	93	97	80-120	4	20	

Results presented on this page are in the units indicated by the "Units" column except where an alternate unit is presented to the right of the result.

REPORT OF LABORATORY ANALYSIS

This report shall not be reproduced, except in full,
without the written consent of Pace Analytical Services, LLC.

QUALITY CONTROL DATA

Project: Harding St Profile 1 Report 2

Pace Project No.: 50330585

QC Batch:	708108	Analysis Method:	SM 5310C
QC Batch Method:	SM 5310C	Analysis Description:	5310C Dissolved Organic Carbon
		Laboratory:	Pace Analytical Services - Indianapolis

Associated Lab Samples: 50330585001, 50330585002

METHOD BLANK: 3255181 Matrix: Water

Associated Lab Samples: 50330585001, 50330585002

Parameter	Units	Blank Result	Reporting Limit	MDL	Analyzed	Qualifiers
Dissolved Organic Carbon	mg/L	ND	1.0	0.14	11/28/22 14:33	

LABORATORY CONTROL SAMPLE: 3255182

Parameter	Units	Spike Conc.	LCS Result	LCS % Rec	% Rec Limits	Qualifiers
Dissolved Organic Carbon	mg/L	10	9.8	98	90-110	

MATRIX SPIKE SAMPLE: 3255183

Parameter	Units	50330585001 Result	Spike Conc.	MS Result	MS % Rec	% Rec Limits	Qualifiers
Dissolved Organic Carbon	mg/L		1.8	10	11.5	97	80-120

MATRIX SPIKE & MATRIX SPIKE DUPLICATE: 3255184 3255185

Parameter	Units	50330585002 Result	MS Spike Conc.	MSD Spike Conc.	MS Result	MSD Result	MS % Rec	MSD % Rec	% Rec Limits	RPD	Max RPD	Qual
Dissolved Organic Carbon	mg/L	ND	40	40	40.3	40.5	97	97	80-120	1	20	

Results presented on this page are in the units indicated by the "Units" column except where an alternate unit is presented to the right of the result.

REPORT OF LABORATORY ANALYSIS

This report shall not be reproduced, except in full,
without the written consent of Pace Analytical Services, LLC.

ANALYTICAL RESULTS - RADIOCHEMISTRY

Project: Harding St Profile 1 Report 2

Pace Project No.: 50330585

Parameters	Method	Act ± Unc (MDC) Carr Trac	Units	Analyzed	CAS No.	Qual
Sample: MW-108D Lab ID: 50330585001 Collected: 11/08/22 10:40 Received: 11/09/22 14:25 Matrix: Water PWS: Site ID: Sample Type:						
Pace Analytical Services - Greensburg						
Radium-226	EPA 903.1	0.272 ± 0.689 (1.28) C:NA T:97%	pCi/L	11/29/22 16:31	13982-63-3	
Pace Analytical Services - Greensburg						
Radium-228	EPA 904.0	0.130 ± 0.312 (0.694) C:80% T:89%	pCi/L	12/01/22 14:54	15262-20-1	
Pace Analytical Services - Greensburg						
Total Radium	Total Radium Calculation	0.402 ± 1.00 (1.97)	pCi/L	12/02/22 15:31	7440-14-4	

REPORT OF LABORATORY ANALYSIS

This report shall not be reproduced, except in full,
without the written consent of Pace Analytical Services, LLC.

ANALYTICAL RESULTS - RADIOCHEMISTRY

Project: Harding St Profile 1 Report 2

Pace Project No.: 50330585

Parameters	Method	Act ± Unc (MDC) Carr Trac	Units	Analyzed	CAS No.	Qual
Sample: MW-108S Lab ID: 50330585002 Collected: 11/08/22 11:45 Received: 11/09/22 14:25 Matrix: Water PWS: Site ID: Sample Type:						
	Pace Analytical Services - Greensburg					
Radium-226	EPA 903.1	0.601 ± 0.446 (0.558) C:NA T:95%	pCi/L	11/29/22 16:31	13982-63-3	
	Pace Analytical Services - Greensburg					
Radium-228	EPA 904.0	0.647 ± 0.358 (0.632) C:78% T:88%	pCi/L	12/01/22 14:54	15262-20-1	
	Pace Analytical Services - Greensburg					
Total Radium	Total Radium Calculation	1.25 ± 0.804 (1.19)	pCi/L	12/02/22 15:31	7440-14-4	

REPORT OF LABORATORY ANALYSIS

This report shall not be reproduced, except in full,
without the written consent of Pace Analytical Services, LLC.

ANALYTICAL RESULTS - RADIOCHEMISTRY

Project: Harding St Profile 1 Report 2

Pace Project No.: 50330585

Parameters	Method	Act ± Unc (MDC) Carr Trac	Units	Analyzed	CAS No.	Qual
Sample: MW-108S MS Lab ID: 50330585003 Collected: 11/08/22 11:45 Received: 11/09/22 14:25 Matrix: Water PWS: Site ID: Sample Type:						
Pace Analytical Services - Greensburg						
Radium-226	EPA 903.1	111.92 %REC ± NA (NA) C:NA T:NA	pCi/L	11/29/22 16:45	13982-63-3	
Pace Analytical Services - Greensburg						
Radium-228	EPA 904.0	80.9 %REC ± NA (NA) C:NA T:NA	pCi/L	12/01/22 14:54	15262-20-1	

REPORT OF LABORATORY ANALYSIS

This report shall not be reproduced, except in full,
without the written consent of Pace Analytical Services, LLC.

ANALYTICAL RESULTS - RADIOCHEMISTRY

Project: Harding St Profile 1 Report 2

Pace Project No.: 50330585

Parameters	Method	Act ± Unc (MDC) Carr Trac	Units	Analyzed	CAS No.	Qual
Pace Analytical Services - Greensburg						
Radium-226	EPA 903.1	85.74 %REC 26.49RPD ± NA (NA) C:NA T:NA	pCi/L	11/29/22 16:45	13982-63-3	
Pace Analytical Services - Greensburg						
Radium-228	EPA 904.0	70.68 %REC 13.48RPD ± NA (NA) C:NA T:NA	pCi/L	12/01/22 14:54	15262-20-1	

REPORT OF LABORATORY ANALYSIS

This report shall not be reproduced, except in full,
without the written consent of Pace Analytical Services, LLC.

QUALITY CONTROL - RADIOCHEMISTRY

Project: Harding St Profile 1 Report 2

Pace Project No.: 50330585

QC Batch: 546158

Analysis Method: EPA 903.1

QC Batch Method: EPA 903.1

Analysis Description: 903.1 Radium-226

Laboratory: Pace Analytical Services - Greensburg

Associated Lab Samples: 50330585001, 50330585002, 50330585003, 50330585004

METHOD BLANK: 2652169

Matrix: Water

Associated Lab Samples: 50330585001, 50330585002, 50330585003, 50330585004

Parameter	Act ± Unc (MDC) Carr Trac	Units	Analyzed	Qualifiers
Radium-226	0.0854 ± 0.443 (0.919) C:NA T:96%	pCi/L	11/29/22 16:17	

Results presented on this page are in the units indicated by the "Units" column except where an alternate unit is presented to the right of the result.

REPORT OF LABORATORY ANALYSIS

This report shall not be reproduced, except in full,
without the written consent of Pace Analytical Services, LLC.

QUALITY CONTROL - RADIOCHEMISTRY

Project: Harding St Profile 1 Report 2

Pace Project No.: 50330585

QC Batch:	546161	Analysis Method:	EPA 904.0
QC Batch Method:	EPA 904.0	Analysis Description:	904.0 Radium 228
		Laboratory:	Pace Analytical Services - Greensburg

Associated Lab Samples: 50330585001, 50330585002, 50330585003, 50330585004

METHOD BLANK: 2652174 Matrix: Water

Associated Lab Samples: 50330585001, 50330585002, 50330585003, 50330585004

Parameter	Act ± Unc (MDC) Carr Trac	Units	Analyzed	Qualifiers
Radium-228	0.150 ± 0.273 (0.598) C:89% T:89%	pCi/L	12/01/22 14:54	

Results presented on this page are in the units indicated by the "Units" column except where an alternate unit is presented to the right of the result.

REPORT OF LABORATORY ANALYSIS

This report shall not be reproduced, except in full,
without the written consent of Pace Analytical Services, LLC.

QUALIFIERS

Project: Harding St Profile 1 Report 2

Pace Project No.: 50330585

DEFINITIONS

DF - Dilution Factor, if reported, represents the factor applied to the reported data due to dilution of the sample aliquot.

ND - Not Detected at or above adjusted reporting limit.

TNTC - Too Numerous To Count

J - Estimated concentration above the adjusted method detection limit and below the adjusted reporting limit.

MDL - Adjusted Method Detection Limit.

PQL - Practical Quantitation Limit.

RL - Reporting Limit - The lowest concentration value that meets project requirements for quantitative data with known precision and bias for a specific analyte in a specific matrix.

S - Surrogate

1,2-Diphenylhydrazine decomposes to and cannot be separated from Azobenzene using Method 8270. The result for each analyte is a combined concentration.

Consistent with EPA guidelines, unrounded data are displayed and have been used to calculate % recovery and RPD values.

LCS(D) - Laboratory Control Sample (Duplicate)

MS(D) - Matrix Spike (Duplicate)

DUP - Sample Duplicate

RPD - Relative Percent Difference

NC - Not Calculable.

SG - Silica Gel - Clean-Up

U - Indicates the compound was analyzed for, but not detected.

N-Nitrosodiphenylamine decomposes and cannot be separated from Diphenylamine using Method 8270. The result reported for each analyte is a combined concentration.

Reported results are not rounded until the final step prior to reporting. Therefore, calculated parameters that are typically reported as "Total" may vary slightly from the sum of the reported component parameters.

Act - Activity

Unc - Uncertainty: SDWA = 1.96 sigma count uncertainty, all other matrices = Expanded Uncertainty (95% confidence interval).

Gamma Spec = Expanded Uncertainty (95.4% Confidence Interval)

(MDC) - Minimum Detectable Concentration

Trac - Tracer Recovery (%)

Carr - Carrier Recovery (%)

Pace Analytical is TNI accredited. Contact your Pace PM for the current list of accredited analytes.

TNI - The NELAC Institute.

ANALYTE QUALIFIERS

D3 Sample was diluted due to the presence of high levels of non-target analytes or other matrix interference.

H3 Sample was received or analysis requested beyond the recognized method holding time.

M0 Matrix spike recovery and/or matrix spike duplicate recovery was outside laboratory control limits.

M3 Matrix spike recovery was outside laboratory control limits due to matrix interferences.

N2 The lab does not hold NELAC/TNI accreditation for this parameter but other accreditations/certifications may apply. A complete list of accreditations/certifications is available upon request.

P6 Matrix spike recovery was outside laboratory control limits due to a parent sample concentration notably higher than the spike level.

REPORT OF LABORATORY ANALYSIS

This report shall not be reproduced, except in full,
without the written consent of Pace Analytical Services, LLC.

QUALITY CONTROL DATA CROSS REFERENCE TABLE

Project: Harding St Profile 1 Report 2

Pace Project No.: 50330585

Lab ID	Sample ID	QC Batch Method	QC Batch	Analytical Method	Analytical Batch
50330585001	MW-108D	EPA 9056	706152		
50330585002	MW-108S	EPA 9056	706152		
50330585001	MW-108D	EPA 3010	706682	EPA 6010	707711
50330585002	MW-108S	EPA 3010	706682	EPA 6010	707711
50330585001	MW-108D	EPA 3010	706280	EPA 6010	707776
50330585002	MW-108S	EPA 3010	706280	EPA 6010	707776
50330585001	MW-108D	EPA 200.2	706001	EPA 6020	706217
50330585002	MW-108S	EPA 200.2	706001	EPA 6020	706217
50330585001	MW-108D	EPA 903.1	546158		
50330585002	MW-108S	EPA 903.1	546158		
50330585003	MW-108S MS	EPA 903.1	546158		
50330585004	MW-108S MSD	EPA 903.1	546158		
50330585001	MW-108D	EPA 904.0	546161		
50330585002	MW-108S	EPA 904.0	546161		
50330585003	MW-108S MS	EPA 904.0	546161		
50330585004	MW-108S MSD	EPA 904.0	546161		
50330585001	MW-108D	Total Radium Calculation	551116		
50330585002	MW-108S	Total Radium Calculation	551116		
50330585001	MW-108D	SM 2320B	705540		
50330585002	MW-108S	SM 2320B	705540		
50330585001	MW-108D	SM 2540C	706358		
50330585002	MW-108S	SM 2540C	706358		
50330585001	MW-108D	SM 4500-H+B	706013		
50330585002	MW-108S	SM 4500-H+B	706013		
50330585001	MW-108D	SM 4500-S2-D	705990		
50330585002	MW-108S	SM 4500-S2-D	705990		
50330585001	MW-108D	HACH 8146	705427		
50330585002	MW-108S	HACH 8146	705427		
50330585001	MW-108D	EPA 353.2	705419		
50330585002	MW-108S	EPA 353.2	705419		
50330585001	MW-108D	EPA 365.1	705728	EPA 365.1	706563
50330585002	MW-108S	EPA 365.1	705728	EPA 365.1	706563
50330585001	MW-108D	SM 5310C	707809		
50330585002	MW-108S	SM 5310C	707809		
50330585001	MW-108D	SM 5310C	708108		
50330585002	MW-108S	SM 5310C	708108		

REPORT OF LABORATORY ANALYSIS

This report shall not be reproduced, except in full,
without the written consent of Pace Analytical Services, LLC.



SAMPLE CONDITION UPON RECEIPT FORM

Date/Time and Initials of person examining contents: RC 11-9-22 15:57

1. Courier: FED EX UPS CLIENT PACE USPS OTHER _____

2. Custody Seal on Cooler/Box Present: Yes No
 (If yes)Seals Intact: Yes No (leave blank if no seals were present)

3. Thermometer: 1 2 3 4 5 6 A B C D E F

4. Cooler Temperature(s): 0.6/0.3 0.8/0.5 _____
 (Initial/Corrected) RECORD TEMPS OF ALL COOLERS RECEIVED (use Comments below to add more)

5. Packing Material: Bubble Wrap Bubble Bags
 None Other _____

6. Ice Type: Wet Blue None

7. If temp. is over 6°C or under 0°C, was the PM notified?: Yes No
 Cooler temp should be above freezing to 6°C

All discrepancies will be written out in the comments section below.

	Yes	No		Yes	No	N/A
USDA Regulated Soils? (HI, ID, NY, WA, OR, CA, NM, TX, OK, AR, LA, TN, AL, MS, NC, SC, GA, FL, or Puerto Rico)		<input checked="" type="checkbox"/>	All containers needing acid/base preservation have been pH CHECKED?: Exceptions: VOA, coliform, LLHg, O&G, RAD CHEM, and any container with a septum cap or preserved with HCl.			
Short Hold Time Analysis (48 hours or less)? Analysis: <u>NO₃</u>	<input checked="" type="checkbox"/>		Circle: <u>HNO3 (<2)</u> <u>H2SO4 (<2)</u> NaOH (>10) <u>NaOH/ZnAc (>9)</u> Any non-conformance to pH recommendations will be noted on the container count form	<input checked="" type="checkbox"/>		
Time 5035A TC placed in Freezer or Short Holds To Lab			Time: <u>1637</u>	<u>Present</u>	<u>Absent</u>	<u>N/A</u>
Rush TAT Requested (4 days or less):		<input checked="" type="checkbox"/>	Residual Chlorine Check (SVOC 625 Pest/PCB 608)			<input checked="" type="checkbox"/>
Custody Signatures Present?	<input checked="" type="checkbox"/>		Residual Chlorine Check (Total/Amenable/Free Cyanide)			<input checked="" type="checkbox"/>
Containers Intact?:	<input checked="" type="checkbox"/>		Headspace Wisconsin Sulfide?			<input checked="" type="checkbox"/>
Sample Label (IDs/Dates/Times) Match COC?: Except TCs, which only require sample ID	<input checked="" type="checkbox"/>		Headspace in VOA Vials (>6mm): See Containter Count form for details	<u>Present</u>	<u>Absent</u>	<u>No VOA Vials Sent</u>
Extra labels on Terracore Vials? (soils only)			Trip Blank Present?		<input checked="" type="checkbox"/>	
			Trip Blank Custody Seals?:			<input checked="" type="checkbox"/>

COMMENTS:

March 03, 2023

Mr. Mark Breting
ATC Group Services
7988 Centerpoint Drive
Suite 100
Indianapolis, IN 46256

RE: Project: Harding St Profile 1 Report 1
Pace Project No.: 50330760

Dear Mr. Breting:

Enclosed are the analytical results for sample(s) received by the laboratory on November 10, 2022. The results relate only to the samples included in this report. Results reported herein conform to the applicable TNI/NELAC Standards and the laboratory's Quality Manual, where applicable, unless otherwise noted in the body of the report.

The test results provided in this final report were generated by each of the following laboratories within the Pace Network:

- Pace Analytical Services - Indianapolis
- Pace Analytical Services - Greensburg

If you have any questions concerning this report, please feel free to contact me.

Sincerely,



Will Statz
will.statz@pacelabs.com
(317)228-3105
Project Manager

Enclosures

cc: Mr. Robert Miller, Haley & Aldrich



REPORT OF LABORATORY ANALYSIS

This report shall not be reproduced, except in full,
without the written consent of Pace Analytical Services, LLC.

CERTIFICATIONS

Project: Harding St Profile 1 Report 1

Pace Project No.: 50330760

Pace Analytical Services Pennsylvania

1638 Roseytown Rd Suites 2,3&4, Greensburg, PA 15601

ANAB DOD-ELAP Rad Accreditation #: L2417

Alabama Certification #: 41590

Arizona Certification #: AZ0734

Arkansas Certification

California Certification #: 04222CA

Colorado Certification #: PA01547

Connecticut Certification #: PH-0694

Delaware Certification

EPA Region 4 DW Rad

Florida/TNI Certification #: E87683

Georgia Certification #: C040

Florida: Cert E871149 SEKS WET

Guam Certification

Hawaii Certification

Idaho Certification

Illinois Certification

Indiana Certification

Iowa Certification #: 391

Kansas/TNI Certification #: E-10358

Kentucky Certification #: KY90133

KY WW Permit #: KY0098221

KY WW Permit #: KY0000221

Louisiana DHH/TNI Certification #: LA180012

Louisiana DEQ/TNI Certification #: 4086

Maine Certification #: 2017020

Maryland Certification #: 308

Massachusetts Certification #: M-PA1457

Michigan/PADEP Certification #: 9991

Missouri Certification #: 235

Montana Certification #: Cert0082

Nebraska Certification #: NE-OS-29-14

Nevada Certification #: PA014572018-1

New Hampshire/TNI Certification #: 297617

New Jersey/TNI Certification #: PA051

New Mexico Certification #: PA01457

New York/TNI Certification #: 10888

North Carolina Certification #: 42706

North Dakota Certification #: R-190

Ohio EPA Rad Approval: #41249

Oregon/TNI Certification #: PA200002-010

Pennsylvania/TNI Certification #: 65-00282

Puerto Rico Certification #: PA01457

Rhode Island Certification #: 65-00282

South Dakota Certification

Tennessee Certification #: 02867

Texas/TNI Certification #: T104704188-17-3

Utah/TNI Certification #: PA014572017-9

USDA Soil Permit #: P330-17-00091

Vermont Dept. of Health: ID# VT-0282

Virgin Island/PADEP Certification

Virginia/VELAP Certification #: 460198

Washington Certification #: C868

West Virginia DEP Certification #: 143

West Virginia DHHR Certification #: 9964C

Wisconsin Approve List for Rad

Wyoming Certification #: 8TMS-L

Pace Analytical Services Indianapolis

7726 Moller Road, Indianapolis, IN 46268

Illinois Accreditation #: 200074

Indiana Drinking Water Laboratory #: C-49-06

Kansas/TNI Certification #: E-10177

Kentucky UST Agency Interest #: 80226

Kentucky WW Laboratory ID #: 98019

Michigan Drinking Water Laboratory #9050

Ohio VAP Certified Laboratory #: CL0065

Oklahoma Laboratory #: 9204

Texas Certification #: T104704355

Wisconsin Laboratory #: 999788130

USDA Foreign Soil Permit #: 525-23-13-23119

USDA Compliance Agreement #: IN-SL-22-001

REPORT OF LABORATORY ANALYSIS

This report shall not be reproduced, except in full,
without the written consent of Pace Analytical Services, LLC.

SAMPLE SUMMARY

Project: Harding St Profile 1 Report 1

Pace Project No.: 50330760

Lab ID	Sample ID	Matrix	Date Collected	Date Received
50330760001	MW-1D	Water	11/09/22 10:37	11/10/22 15:10
50330760002	MW-1D MS	Water	11/09/22 10:37	11/10/22 15:10
50330760003	MW-1D MSD	Water	11/09/22 10:37	11/10/22 15:10
50330760004	MW-1S	Water	11/09/22 12:47	11/10/22 15:10

REPORT OF LABORATORY ANALYSIS

This report shall not be reproduced, except in full,
without the written consent of Pace Analytical Services, LLC.

SAMPLE ANALYTE COUNT

Project: Harding St Profile 1 Report 1

Pace Project No.: 50330760

Lab ID	Sample ID	Method	Analysts	Analytes Reported	Laboratory
50330760001	MW-1D	EPA 9056	ADM, RID	3	PASI-I
		EPA 6010	MTM	15	PASI-I
		EPA 6010	MTM	3	PASI-I
		EPA 6020	CAW	4	PASI-I
		EPA 903.1	CLM	1	PASI-PA
		EPA 904.0	JJS1	1	PASI-PA
		Total Radium Calculation	JAL	1	PASI-PA
		SM 2320B	TAY	3	PASI-I
		SM 2540C	MTW	1	PASI-I
		SM 4500-H+B	TRK	1	PASI-I
		SM 4500-S2-D	BEP	1	PASI-I
		HACH 8146	ZM	1	PASI-I
		EPA 353.2	ZM	2	PASI-I
		EPA 365.1	ZM	1	PASI-I
		SM 5310C	ATS	1	PASI-I
		SM 5310C	ATS	1	PASI-I
		50330760002	MW-1D MS	EPA 903.1	CLM
EPA 904.0	JJS1			1	PASI-PA
50330760003	MW-1D MSD	EPA 903.1	CLM	1	PASI-PA
		EPA 904.0	JJS1	1	PASI-PA
50330760004	MW-1S	EPA 9056	RID	3	PASI-I
		EPA 6010	MTM	15	PASI-I
		EPA 6010	MTM	3	PASI-I
		EPA 6020	CAW	4	PASI-I
		EPA 903.1	CLM	1	PASI-PA
		EPA 904.0	JJS1	1	PASI-PA
		Total Radium Calculation	JAL	1	PASI-PA
		SM 2320B	TAY	3	PASI-I
		SM 2540C	MTW	1	PASI-I
		SM 4500-H+B	TRK	1	PASI-I
		SM 4500-S2-D	BEP	1	PASI-I
		HACH 8146	ZM	1	PASI-I
		EPA 353.2	ZM	2	PASI-I
		EPA 365.1	ZM	1	PASI-I
		SM 5310C	ATS	1	PASI-I
		SM 5310C	ATS	1	PASI-I

REPORT OF LABORATORY ANALYSIS

This report shall not be reproduced, except in full,
without the written consent of Pace Analytical Services, LLC.

SAMPLE ANALYTE COUNT

Project: Harding St Profile 1 Report 1

Pace Project No.: 50330760

Lab ID	Sample ID	Method	Analysts	Analytes Reported	Laboratory
--------	-----------	--------	----------	-------------------	------------

PASI-I = Pace Analytical Services - Indianapolis

PASI-PA = Pace Analytical Services - Greensburg

REPORT OF LABORATORY ANALYSIS

This report shall not be reproduced, except in full,
without the written consent of Pace Analytical Services, LLC.

SUMMARY OF DETECTION

Project: Harding St Profile 1 Report 1

Pace Project No.: 50330760

Lab Sample ID	Client Sample ID	Result	Units	Report Limit	Analyzed	Qualifiers
Method	Parameters					
50330760001	MW-1D					
EPA 9056	Chloride	147	mg/L	25.0	11/23/22 14:17	
EPA 9056	Fluoride	0.44	mg/L	0.10	11/20/22 18:08	
EPA 9056	Sulfate	80.9	mg/L	2.5	11/20/22 18:26	
EPA 6010	Barium	87.6	ug/L	10.0	11/23/22 15:01	
EPA 6010	Boron	193	ug/L	100	11/23/22 15:01	
EPA 6010	Calcium	85200	ug/L	1000	11/23/22 15:01	
EPA 6010	Iron	1930	ug/L	100	11/23/22 15:01	
EPA 6010	Magnesium	20300	ug/L	1000	11/23/22 15:01	
EPA 6010	Manganese	192	ug/L	10.0	11/23/22 15:01	
EPA 6010	Molybdenum	27.2	ug/L	10.0	11/23/22 15:01	
EPA 6010	Potassium	5810	ug/L	1000	11/23/22 15:01	
EPA 6010	Silica	13000	ug/L	450	11/23/22 15:01	N2
EPA 6010	Sodium	93000	ug/L	1000	11/23/22 15:01	
EPA 6010	Iron, Dissolved	1730	ug/L	100	11/23/22 11:13	
EPA 6010	Manganese, Dissolved	186	ug/L	10.0	11/23/22 11:13	
EPA 6010	Molybdenum, Dissolved	26.1	ug/L	10.0	11/23/22 11:13	
EPA 6020	Arsenic	4.2	ug/L	1.0	11/16/22 01:48	
EPA 903.1	Radium-226	0.343 ± 0.406 (0.638)	pCi/L		12/03/22 14:36	
EPA 904.0	Radium-228	C:NA T:90% 1.03 ± 0.467 (0.799)	pCi/L		12/05/22 15:48	
		C:84% T:84%				
Total Radium Calculation	Total Radium	1.37 ± 0.873 (1.44)	pCi/L		12/06/22 16:39	
SM 2320B	Alkalinity, Total as CaCO3	264	mg/L	10.0	11/12/22 12:53	
SM 2320B	Alkalinity,Bicarbonate (CaCO3)	264	mg/L	10.0	11/12/22 12:53	
SM 2540C	Total Dissolved Solids	573	mg/L	10.0	11/16/22 07:27	
SM 4500-H+B	pH at 25 Degrees C	7.4	Std. Units	0.10	11/12/22 18:05	H3
EPA 365.1	Phosphate as P04	0.87	mg/L	0.15	11/15/22 18:10	
SM 5310C	Total Organic Carbon	2.7	mg/L	1.0	11/30/22 12:02	
SM 5310C	Dissolved Organic Carbon	2.4	mg/L	1.0	11/30/22 05:18	
50330760002	MW-1D MS					
EPA 903.1	Radium-226	83.25 %REC ± NA (NA)	pCi/L		12/03/22 14:36	
EPA 904.0	Radium-228	C:NA T:NA 71.21 %REC ± NA (NA)	pCi/L		12/05/22 15:48	
		C:NA T:NA				

REPORT OF LABORATORY ANALYSIS

This report shall not be reproduced, except in full,
without the written consent of Pace Analytical Services, LLC.

SUMMARY OF DETECTION

Project: Harding St Profile 1 Report 1

Pace Project No.: 50330760

Lab Sample ID Method	Client Sample ID Parameters	Result	Units	Report Limit	Analyzed	Qualifiers
50330760003	MW-1D MSD					
EPA 903.1	Radium-226	105.09 %REC 23.19RPD ± NA (NA) C:NA T:NA	pCi/L		12/03/22 14:36	
EPA 904.0	Radium-228	80.28 %REC 11.97RPD ± NA (NA) C:NA T:NA	pCi/L		12/05/22 15:48	
50330760004	MW-1S					
EPA 9056	Chloride	136	mg/L	25.0	11/20/22 21:02	
EPA 9056	Fluoride	0.47	mg/L	0.10	11/20/22 20:27	
EPA 9056	Sulfate	99.3	mg/L	2.5	11/20/22 20:45	
EPA 6010	Barium	57.7	ug/L	10.0	11/23/22 15:11	
EPA 6010	Boron	245	ug/L	100	11/23/22 15:11	
EPA 6010	Calcium	78800	ug/L	1000	11/23/22 15:11	
EPA 6010	Iron	2260	ug/L	100	11/23/22 15:11	
EPA 6010	Magnesium	21200	ug/L	1000	11/23/22 15:11	
EPA 6010	Manganese	204	ug/L	10.0	11/23/22 15:11	
EPA 6010	Molybdenum	18.8	ug/L	10.0	11/23/22 15:11	
EPA 6010	Potassium	5060	ug/L	1000	11/23/22 15:11	
EPA 6010	Silica	11100	ug/L	450	11/23/22 15:11	N2
EPA 6010	Sodium	110000	ug/L	1000	11/23/22 15:11	
EPA 6010	Iron, Dissolved	1560	ug/L	100	11/23/22 11:23	
EPA 6010	Manganese, Dissolved	202	ug/L	10.0	11/23/22 11:23	
EPA 6010	Molybdenum, Dissolved	19.2	ug/L	10.0	11/23/22 11:23	
EPA 6020	Arsenic	5.7	ug/L	1.0	11/16/22 02:16	
EPA 903.1	Radium-226	1.49 ± 0.676 (0.202) C:NA T:99%	pCi/L		12/03/22 14:36	
EPA 904.0	Radium-228	0.455 ± 0.344 (0.664) C:78% T:80%	pCi/L		12/05/22 15:48	
Total Radium Calculation	Total Radium	1.95 ± 1.02 (0.866)	pCi/L		12/06/22 16:39	
SM 2320B	Alkalinity, Total as CaCO3	244	mg/L	10.0	11/12/22 12:53	
SM 2320B	Alkalinity,Bicarbonate (CaCO3)	244	mg/L	10.0	11/12/22 12:53	
SM 2540C	Total Dissolved Solids	589	mg/L	10.0	11/16/22 07:28	
SM 4500-H+B	pH at 25 Degrees C	7.5	Std. Units	0.10	11/12/22 18:09	H3
EPA 365.1	Phosphate as P04	1.7	mg/L	0.15	11/15/22 18:11	
SM 5310C	Total Organic Carbon	2.7	mg/L	1.0	11/30/22 12:39	
SM 5310C	Dissolved Organic Carbon	2.6	mg/L	1.0	11/30/22 06:18	

REPORT OF LABORATORY ANALYSIS

This report shall not be reproduced, except in full,
without the written consent of Pace Analytical Services, LLC.

ANALYTICAL RESULTS

Project: Harding St Profile 1 Report 1

Pace Project No.: 50330760

Sample: MW-1D		Lab ID: 50330760001		Collected: 11/09/22 10:37		Received: 11/10/22 15:10		Matrix: Water	
Parameters	Results	Units	Report Limit	MDL	DF	Prepared	Analyzed	CAS No.	Qual
9056 IC Anions		Analytical Method: EPA 9056 Pace Analytical Services - Indianapolis							
Chloride	147	mg/L	25.0	6.7	100		11/23/22 14:17	16887-00-6	
Fluoride	0.44	mg/L	0.10	0.017	1		11/20/22 18:08	16984-48-8	
Sulfate	80.9	mg/L	2.5	0.85	10		11/20/22 18:26	14808-79-8	
6010 MET ICP		Analytical Method: EPA 6010 Preparation Method: EPA 3010 Pace Analytical Services - Indianapolis							
Aluminum	ND	ug/L	200	55.4	1	11/21/22 08:38	11/23/22 15:01	7429-90-5	
Barium	87.6	ug/L	10.0	2.1	1	11/21/22 08:38	11/23/22 15:01	7440-39-3	
Boron	193	ug/L	100	37.6	1	11/21/22 08:38	11/23/22 15:01	7440-42-8	
Cadmium	ND	ug/L	2.0	0.66	1	11/21/22 08:38	11/23/22 15:01	7440-43-9	
Calcium	85200	ug/L	1000	163	1	11/21/22 08:38	11/23/22 15:01	7440-70-2	
Chromium	ND	ug/L	10.0	0.97	1	11/21/22 08:38	11/23/22 15:01	7440-47-3	
Iron	1930	ug/L	100	48.8	1	11/21/22 08:38	11/23/22 15:01	7439-89-6	
Lead	ND	ug/L	10.0	2.6	1	11/21/22 08:38	11/23/22 15:01	7439-92-1	
Lithium	ND	ug/L	20.0	6.2	1	11/21/22 08:38	11/23/22 15:01	7439-93-2	
Magnesium	20300	ug/L	1000	71.8	1	11/21/22 08:38	11/23/22 15:01	7439-95-4	
Manganese	192	ug/L	10.0	2.5	1	11/21/22 08:38	11/23/22 15:01	7439-96-5	
Molybdenum	27.2	ug/L	10.0	3.7	1	11/21/22 08:38	11/23/22 15:01	7439-98-7	
Potassium	5810	ug/L	1000	281	1	11/21/22 08:38	11/23/22 15:01	7440-09-7	
Silica	13000	ug/L	450		1	11/21/22 08:38	11/23/22 15:01	7631-86-9	N2
Sodium	93000	ug/L	1000	214	1	11/21/22 08:38	11/23/22 15:01	7440-23-5	
6010 MET ICP, Dissolved		Analytical Method: EPA 6010 Preparation Method: EPA 3010 Pace Analytical Services - Indianapolis							
Iron, Dissolved	1730	ug/L	100	48.8	1	11/22/22 09:26	11/23/22 11:13	7439-89-6	
Manganese, Dissolved	186	ug/L	10.0	2.5	1	11/22/22 09:26	11/23/22 11:13	7439-96-5	
Molybdenum, Dissolved	26.1	ug/L	10.0	3.7	1	11/22/22 09:26	11/23/22 11:13	7439-98-7	
6020 MET ICPMS		Analytical Method: EPA 6020 Preparation Method: EPA 200.2 Pace Analytical Services - Indianapolis							
Antimony	ND	ug/L	1.0	0.13	1	11/14/22 15:00	11/16/22 01:48	7440-36-0	
Arsenic	4.2	ug/L	1.0	0.11	1	11/14/22 15:00	11/16/22 01:48	7440-38-2	
Cobalt	ND	ug/L	1.0	0.086	1	11/14/22 15:00	11/16/22 01:48	7440-48-4	
Selenium	ND	ug/L	1.0	0.35	1	11/14/22 15:00	11/16/22 01:48	7782-49-2	
2320B Alkalinity		Analytical Method: SM 2320B Pace Analytical Services - Indianapolis							
Alkalinity, Total as CaCO3	264	mg/L	10.0	10.0	1		11/12/22 12:53		
Alkalinity, Bicarbonate (CaCO3)	264	mg/L	10.0	10.0	1		11/12/22 12:53		
Alkalinity, Carbonate (CaCO3)	ND	mg/L	10.0	10.0	1		11/12/22 12:53		
2540C Total Dissolved Solids		Analytical Method: SM 2540C Pace Analytical Services - Indianapolis							
Total Dissolved Solids	573	mg/L	10.0	10.0	1		11/16/22 07:27		

REPORT OF LABORATORY ANALYSIS

This report shall not be reproduced, except in full,
without the written consent of Pace Analytical Services, LLC.

ANALYTICAL RESULTS

Project: Harding St Profile 1 Report 1

Pace Project No.: 50330760

Sample: MW-1D		Lab ID: 50330760001		Collected: 11/09/22 10:37	Received: 11/10/22 15:10	Matrix: Water				
Parameters	Results	Units	Report Limit	MDL	DF	Prepared	Analyzed	CAS No.	Qual	
4500H+ pH, Electrometric		Analytical Method: SM 4500-H+B Pace Analytical Services - Indianapolis								
pH at 25 Degrees C	7.4	Std. Units	0.10	0.10	1		11/12/22 18:05		H3	
4500S2D Sulfide Water		Analytical Method: SM 4500-S2-D Pace Analytical Services - Indianapolis								
Sulfide	ND	mg/L	0.10	0.025	1		11/12/22 16:15	18496-25-8		
Iron, Ferrous		Analytical Method: HACH 8146 Pace Analytical Services - Indianapolis								
Iron, Ferrous	ND	mg/L	0.20	0.096	1		11/16/22 21:11	15438-31-0	H3,N2	
353.2 Nitrogen, NO2/NO3 unpres		Analytical Method: EPA 353.2 Pace Analytical Services - Indianapolis								
Nitrogen, Nitrate	ND	mg/L	0.10	0.011	1		11/10/22 20:53	14797-55-8		
Nitrogen, Nitrite	ND	mg/L	0.10	0.0040	1		11/10/22 20:53	14797-65-0		
365.1 Total Phosphorus		Analytical Method: EPA 365.1 Preparation Method: EPA 365.1 Pace Analytical Services - Indianapolis								
Phosphate as P04	0.87	mg/L	0.15	0.15	1	11/11/22 12:00	11/15/22 18:10			
5310C TOC		Analytical Method: SM 5310C Pace Analytical Services - Indianapolis								
Total Organic Carbon	2.7	mg/L	1.0	0.14	1		11/30/22 12:02	7440-44-0		
5310C Dissolved Organic Carbon		Analytical Method: SM 5310C Pace Analytical Services - Indianapolis								
Dissolved Organic Carbon	2.4	mg/L	1.0	0.14	1		11/30/22 05:18			

REPORT OF LABORATORY ANALYSIS

This report shall not be reproduced, except in full,
without the written consent of Pace Analytical Services, LLC.

ANALYTICAL RESULTS

Project: Harding St Profile 1 Report 1

Pace Project No.: 50330760

Sample: MW-1S **Lab ID: 50330760004** Collected: 11/09/22 12:47 Received: 11/10/22 15:10 Matrix: Water

Parameters	Results	Units	Report Limit	MDL	DF	Prepared	Analyzed	CAS No.	Qual
------------	---------	-------	--------------	-----	----	----------	----------	---------	------

9056 IC Anions

Analytical Method: EPA 9056
Pace Analytical Services - Indianapolis

Chloride	136	mg/L	25.0	6.7	100		11/20/22 21:02	16887-00-6	
Fluoride	0.47	mg/L	0.10	0.017	1		11/20/22 20:27	16984-48-8	
Sulfate	99.3	mg/L	2.5	0.85	10		11/20/22 20:45	14808-79-8	

6010 MET ICP

Analytical Method: EPA 6010 Preparation Method: EPA 3010
Pace Analytical Services - Indianapolis

Aluminum	ND	ug/L	200	55.4	1	11/21/22 08:38	11/23/22 15:11	7429-90-5	
Barium	57.7	ug/L	10.0	2.1	1	11/21/22 08:38	11/23/22 15:11	7440-39-3	
Boron	245	ug/L	100	37.6	1	11/21/22 08:38	11/23/22 15:11	7440-42-8	
Cadmium	ND	ug/L	2.0	0.66	1	11/21/22 08:38	11/23/22 15:11	7440-43-9	
Calcium	78800	ug/L	1000	163	1	11/21/22 08:38	11/23/22 15:11	7440-70-2	
Chromium	ND	ug/L	10.0	0.97	1	11/21/22 08:38	11/23/22 15:11	7440-47-3	
Iron	2260	ug/L	100	48.8	1	11/21/22 08:38	11/23/22 15:11	7439-89-6	
Lead	ND	ug/L	10.0	2.6	1	11/21/22 08:38	11/23/22 15:11	7439-92-1	
Lithium	ND	ug/L	20.0	6.2	1	11/21/22 08:38	11/23/22 15:11	7439-93-2	
Magnesium	21200	ug/L	1000	71.8	1	11/21/22 08:38	11/23/22 15:11	7439-95-4	
Manganese	204	ug/L	10.0	2.5	1	11/21/22 08:38	11/23/22 15:11	7439-96-5	
Molybdenum	18.8	ug/L	10.0	3.7	1	11/21/22 08:38	11/23/22 15:11	7439-98-7	
Potassium	5060	ug/L	1000	281	1	11/21/22 08:38	11/23/22 15:11	7440-09-7	
Silica	11100	ug/L	450		1	11/21/22 08:38	11/23/22 15:11	7631-86-9	N2
Sodium	110000	ug/L	1000	214	1	11/21/22 08:38	11/23/22 15:11	7440-23-5	

6010 MET ICP, Dissolved

Analytical Method: EPA 6010 Preparation Method: EPA 3010
Pace Analytical Services - Indianapolis

Iron, Dissolved	1560	ug/L	100	48.8	1	11/22/22 09:26	11/23/22 11:23	7439-89-6	
Manganese, Dissolved	202	ug/L	10.0	2.5	1	11/22/22 09:26	11/23/22 11:23	7439-96-5	
Molybdenum, Dissolved	19.2	ug/L	10.0	3.7	1	11/22/22 09:26	11/23/22 11:23	7439-98-7	

6020 MET ICPMS

Analytical Method: EPA 6020 Preparation Method: EPA 200.2
Pace Analytical Services - Indianapolis

Antimony	ND	ug/L	1.0	0.13	1	11/14/22 15:00	11/16/22 02:16	7440-36-0	
Arsenic	5.7	ug/L	1.0	0.11	1	11/14/22 15:00	11/16/22 02:16	7440-38-2	
Cobalt	ND	ug/L	1.0	0.086	1	11/14/22 15:00	11/16/22 02:16	7440-48-4	
Selenium	ND	ug/L	1.0	0.35	1	11/14/22 15:00	11/16/22 02:16	7782-49-2	

2320B Alkalinity

Analytical Method: SM 2320B
Pace Analytical Services - Indianapolis

Alkalinity, Total as CaCO3	244	mg/L	10.0	10.0	1		11/12/22 12:53		
Alkalinity, Bicarbonate (CaCO3)	244	mg/L	10.0	10.0	1		11/12/22 12:53		
Alkalinity, Carbonate (CaCO3)	ND	mg/L	10.0	10.0	1		11/12/22 12:53		

2540C Total Dissolved Solids

Analytical Method: SM 2540C
Pace Analytical Services - Indianapolis

Total Dissolved Solids	589	mg/L	10.0	10.0	1		11/16/22 07:28		
------------------------	------------	------	------	------	---	--	----------------	--	--

REPORT OF LABORATORY ANALYSIS

This report shall not be reproduced, except in full,
without the written consent of Pace Analytical Services, LLC.

ANALYTICAL RESULTS

Project: Harding St Profile 1 Report 1

Pace Project No.: 50330760

Sample: MW-1S		Lab ID: 50330760004		Collected: 11/09/22 12:47	Received: 11/10/22 15:10	Matrix: Water				
Parameters	Results	Units	Report Limit	MDL	DF	Prepared	Analyzed	CAS No.	Qual	
4500H+ pH, Electrometric		Analytical Method: SM 4500-H+B Pace Analytical Services - Indianapolis								
pH at 25 Degrees C	7.5	Std. Units	0.10	0.10	1		11/12/22 18:09		H3	
4500S2D Sulfide Water		Analytical Method: SM 4500-S2-D Pace Analytical Services - Indianapolis								
Sulfide	ND	mg/L	0.10	0.025	1		11/12/22 16:15	18496-25-8		
Iron, Ferrous		Analytical Method: HACH 8146 Pace Analytical Services - Indianapolis								
Iron, Ferrous	ND	mg/L	0.20	0.096	1		11/16/22 21:13	15438-31-0	H3,N2	
353.2 Nitrogen, NO2/NO3 unpres		Analytical Method: EPA 353.2 Pace Analytical Services - Indianapolis								
Nitrogen, Nitrate	ND	mg/L	0.10	0.011	1		11/10/22 20:59	14797-55-8		
Nitrogen, Nitrite	ND	mg/L	0.10	0.0040	1		11/10/22 20:59	14797-65-0		
365.1 Total Phosphorus		Analytical Method: EPA 365.1 Preparation Method: EPA 365.1 Pace Analytical Services - Indianapolis								
Phosphate as P04	1.7	mg/L	0.15	0.15	1	11/11/22 12:00	11/15/22 18:11			
5310C TOC		Analytical Method: SM 5310C Pace Analytical Services - Indianapolis								
Total Organic Carbon	2.7	mg/L	1.0	0.14	1		11/30/22 12:39	7440-44-0		
5310C Dissolved Organic Carbon		Analytical Method: SM 5310C Pace Analytical Services - Indianapolis								
Dissolved Organic Carbon	2.6	mg/L	1.0	0.14	1		11/30/22 06:18			

REPORT OF LABORATORY ANALYSIS

This report shall not be reproduced, except in full,
without the written consent of Pace Analytical Services, LLC.

QUALITY CONTROL DATA

Project: Harding St Profile 1 Report 1

Pace Project No.: 50330760

QC Batch: 706170

Analysis Method: EPA 9056

QC Batch Method: EPA 9056

Analysis Description: 9056 IC Anions

Laboratory: Pace Analytical Services - Indianapolis

Associated Lab Samples: 50330760001, 50330760004

METHOD BLANK: 3246456

Matrix: Water

Associated Lab Samples: 50330760001, 50330760004

Parameter	Units	Blank Result	Reporting Limit	MDL	Analyzed	Qualifiers
Chloride	mg/L	ND	0.25	0.067	11/20/22 17:34	
Fluoride	mg/L	ND	0.10	0.017	11/20/22 17:34	
Sulfate	mg/L	ND	0.25	0.085	11/20/22 17:34	

LABORATORY CONTROL SAMPLE: 3246457

Parameter	Units	Spike Conc.	LCS Result	LCS % Rec	% Rec Limits	Qualifiers
Chloride	mg/L	1.2	1.2	94	80-120	
Fluoride	mg/L	0.5	0.52	104	80-120	
Sulfate	mg/L	2.5	2.5	100	80-120	

MATRIX SPIKE & MATRIX SPIKE DUPLICATE: 3246458 3246459

Parameter	Units	50330760001		3246458		3246459		% Rec	% Rec	% Rec Limits	RPD	Max RPD	Qual
		MS Result	MSD Result	MS Spike Conc.	MSD Spike Conc.	MS Result	MSD Result						
Chloride	mg/L	147	125	125	257	261	87	91	80-120	2	15		
Fluoride	mg/L	0.44	0.5	0.5	0.97	0.97	105	105	80-120	0	15		
Sulfate	mg/L	80.9	25	25	103	103	90	89	80-120	0	15		

Results presented on this page are in the units indicated by the "Units" column except where an alternate unit is presented to the right of the result.

REPORT OF LABORATORY ANALYSIS

This report shall not be reproduced, except in full,
without the written consent of Pace Analytical Services, LLC.

QUALITY CONTROL DATA

Project: Harding St Profile 1 Report 1

Pace Project No.: 50330760

QC Batch:	706693	Analysis Method:	EPA 6010
QC Batch Method:	EPA 3010	Analysis Description:	6010 MET
		Laboratory:	Pace Analytical Services - Indianapolis

Associated Lab Samples: 50330760001, 50330760004

METHOD BLANK: 3248505 Matrix: Water

Associated Lab Samples: 50330760001, 50330760004

Parameter	Units	Blank Result	Reporting Limit	MDL	Analyzed	Qualifiers
Aluminum	ug/L	ND	200	55.4	11/23/22 16:10	
Barium	ug/L	ND	10.0	2.1	11/23/22 16:10	
Boron	ug/L	ND	100	37.6	11/23/22 16:10	
Cadmium	ug/L	ND	2.0	0.66	11/23/22 16:10	
Calcium	ug/L	ND	1000	163	11/23/22 16:10	
Chromium	ug/L	ND	10.0	0.97	11/23/22 16:10	
Iron	ug/L	ND	100	48.8	11/23/22 16:10	
Lead	ug/L	ND	10.0	2.6	11/23/22 16:10	
Lithium	ug/L	ND	20.0	6.2	11/23/22 16:10	
Magnesium	ug/L	ND	1000	71.8	11/23/22 16:10	
Manganese	ug/L	ND	10.0	2.5	11/23/22 16:10	
Molybdenum	ug/L	ND	10.0	3.7	11/23/22 16:10	
Potassium	ug/L	ND	1000	281	11/23/22 16:10	
Silica	ug/L	ND	450		11/23/22 16:10	N2
Sodium	ug/L	ND	1000	214	11/23/22 16:10	

LABORATORY CONTROL SAMPLE: 3248506

Parameter	Units	Spike Conc.	LCS Result	LCS % Rec	% Rec Limits	Qualifiers
Aluminum	ug/L	10000	10500	105	80-120	
Barium	ug/L	1000	1070	107	80-120	
Boron	ug/L	1000	995	99	80-120	
Cadmium	ug/L	1000	996	100	80-120	
Calcium	ug/L	10000	10500	105	80-120	
Chromium	ug/L	1000	1060	106	80-120	
Iron	ug/L	10000	9940	99	80-120	
Lead	ug/L	1000	969	97	80-120	
Lithium	ug/L	1000	1080	108	80-120	
Magnesium	ug/L	10000	9520	95	80-120	
Manganese	ug/L	1000	976	98	80-120	
Molybdenum	ug/L	1000	1040	104	80-120	
Potassium	ug/L	10000	10800	108	80-120	
Silica	ug/L	10700	10500	98	80-120	N2
Sodium	ug/L	10000	10600	106	80-120	

Results presented on this page are in the units indicated by the "Units" column except where an alternate unit is presented to the right of the result.

REPORT OF LABORATORY ANALYSIS

This report shall not be reproduced, except in full,
without the written consent of Pace Analytical Services, LLC.

QUALITY CONTROL DATA

Project: Harding St Profile 1 Report 1

Pace Project No.: 50330760

MATRIX SPIKE & MATRIX SPIKE DUPLICATE: 3248507												3248508	
Parameter	Units	50330760001 Result	MS	MSD	MS	MSD	MS	MSD	% Rec	Limits	RPD	Max RPD	Qual
			Spike Conc.	Spike Conc.	Result	Result	% Rec	% Rec					
Aluminum	ug/L	ND	10000	10000	10200	10300	102	103	75-125	0	20		
Barium	ug/L	87.6	1000	1000	1100	1110	101	102	75-125	1	20		
Boron	ug/L	193	1000	1000	1200	1200	101	101	75-125	0	20		
Cadmium	ug/L	ND	1000	1000	985	988	98	99	75-125	0	20		
Calcium	ug/L	85200	10000	10000	94000	96100	88	110	75-125	2	20		
Chromium	ug/L	ND	1000	1000	1030	1020	103	102	75-125	0	20		
Iron	ug/L	1930	10000	10000	11600	11600	97	97	75-125	0	20		
Lead	ug/L	ND	1000	1000	934	931	93	93	75-125	0	20		
Lithium	ug/L	ND	1000	1000	1020	1030	101	102	75-125	1	20		
Magnesium	ug/L	20300	10000	10000	29400	29900	91	96	75-125	2	20		
Manganese	ug/L	192	1000	1000	1150	1150	96	96	75-125	0	20		
Molybdenum	ug/L	27.2	1000	1000	1060	1060	103	103	75-125	0	20		
Potassium	ug/L	5810	10000	10000	15800	16200	100	104	75-125	2	20		
Silica	ug/L	13000	10700	10700	23000	23200	93	95	75-125	1	20	N2	
Sodium	ug/L	93000	10000	10000	99600	102000	66	94	75-125	3	20	P6	

MATRIX SPIKE & MATRIX SPIKE DUPLICATE: 3248509												3248510	
Parameter	Units	50330789004 Result	MS	MSD	MS	MSD	MS	MSD	% Rec	Limits	RPD	Max RPD	Qual
			Spike Conc.	Spike Conc.	Result	Result	% Rec	% Rec					
Aluminum	ug/L	46900	10000	10000	68300	68800	214	219	75-125	1	20	P6	
Barium	ug/L	547	1000	1000	1620	1620	107	107	75-125	0	20		
Boron	ug/L	212	1000	1000	1220	1220	101	101	75-125	0	20		
Cadmium	ug/L	3.0	1000	1000	985	984	98	98	75-125	0	20		
Calcium	ug/L	538000	10000	10000	570000	570000	323	321	75-125	0	20	E,P6	
Chromium	ug/L	105	1000	1000	1080	1080	98	98	75-125	0	20		
Iron	ug/L	208000	10000	10000	222000	219000	135	110	75-125	1	20	P6	
Lead	ug/L	168	1000	1000	998	996	83	83	75-125	0	20		
Lithium	ug/L	76.8	1000	1000	1150	1160	108	108	75-125	1	20		
Magnesium	ug/L	197000	10000	10000	215000	215000	180	182	75-125	0	20	P6	
Manganese	ug/L	4560	1000	1000	5620	5600	107	104	75-125	0	20		
Molybdenum	ug/L	42.5	1000	1000	1000	1000	96	96	75-125	0	20		
Potassium	ug/L	16800	10000	10000	31400	32000	146	152	75-125	2	20	M3	
Silica	ug/L	77600	10700	10700	147000	140000	647	585	75-125	5	20	N2,P6	
Sodium	ug/L	164000	10000	10000	179000	180000	147	160	75-125	1	20	P6	

Results presented on this page are in the units indicated by the "Units" column except where an alternate unit is presented to the right of the result.

REPORT OF LABORATORY ANALYSIS

This report shall not be reproduced, except in full,
without the written consent of Pace Analytical Services, LLC.

QUALITY CONTROL DATA

Project: Harding St Profile 1 Report 1

Pace Project No.: 50330760

QC Batch: 706285	Analysis Method: EPA 6010
QC Batch Method: EPA 3010	Analysis Description: 6010 MET Dissolved
	Laboratory: Pace Analytical Services - Indianapolis

Associated Lab Samples: 50330760001, 50330760004

METHOD BLANK: 3246895 Matrix: Water

Associated Lab Samples: 50330760001, 50330760004

Parameter	Units	Blank Result	Reporting Limit	MDL	Analyzed	Qualifiers
Iron, Dissolved	ug/L	ND	100	48.8	11/23/22 10:41	
Manganese, Dissolved	ug/L	ND	10.0	2.5	11/23/22 10:41	
Molybdenum, Dissolved	ug/L	ND	10.0	3.7	11/23/22 10:41	

LABORATORY CONTROL SAMPLE: 3246896

Parameter	Units	Spike Conc.	LCS Result	LCS % Rec	% Rec Limits	Qualifiers
Iron, Dissolved	ug/L	10000	9960	100	80-120	
Manganese, Dissolved	ug/L	1000	972	97	80-120	
Molybdenum, Dissolved	ug/L	1000	1010	101	80-120	

MATRIX SPIKE & MATRIX SPIKE DUPLICATE: 3246897 3246898

Parameter	Units	50330760001		3246897		3246898		% Rec Limits	RPD	Max RPD	Qual	
		Result	MS Spike Conc.	MSD Spike Conc.	MS Result	MSD Result	MS % Rec					MSD % Rec
Iron, Dissolved	ug/L	1730	10000	10000	11500	11600	98	98	75-125	0	20	
Manganese, Dissolved	ug/L	186	1000	1000	1150	1160	96	97	75-125	0	20	
Molybdenum, Dissolved	ug/L	26.1	1000	1000	1040	1080	102	105	75-125	3	20	

MATRIX SPIKE & MATRIX SPIKE DUPLICATE: 3246899 3246900

Parameter	Units	50330713001		3246899		3246900		% Rec Limits	RPD	Max RPD	Qual	
		Result	MS Spike Conc.	MSD Spike Conc.	MS Result	MSD Result	MS % Rec					MSD % Rec
Iron, Dissolved	ug/L	498	10000	10000	10100	10200	96	98	75-125	1	20	
Manganese, Dissolved	ug/L	440	1000	1000	1390	1400	95	96	75-125	1	20	
Molybdenum, Dissolved	ug/L	10.7	1000	1000	1050	1070	104	106	75-125	2	20	

Results presented on this page are in the units indicated by the "Units" column except where an alternate unit is presented to the right of the result.

REPORT OF LABORATORY ANALYSIS

This report shall not be reproduced, except in full,
without the written consent of Pace Analytical Services, LLC.

QUALITY CONTROL DATA

Project: Harding St Profile 1 Report 1

Pace Project No.: 50330760

QC Batch: 706065	Analysis Method: EPA 6020
QC Batch Method: EPA 200.2	Analysis Description: 6020 MET
	Laboratory: Pace Analytical Services - Indianapolis

Associated Lab Samples: 50330760001, 50330760004

METHOD BLANK: 3246181 Matrix: Water

Associated Lab Samples: 50330760001, 50330760004

Parameter	Units	Blank Result	Reporting Limit	MDL	Analyzed	Qualifiers
Antimony	ug/L	ND	1.0	0.13	11/16/22 01:40	
Arsenic	ug/L	ND	1.0	0.11	11/16/22 01:40	
Cobalt	ug/L	ND	1.0	0.086	11/16/22 01:40	
Selenium	ug/L	ND	1.0	0.35	11/16/22 01:40	

LABORATORY CONTROL SAMPLE: 3246182

Parameter	Units	Spike Conc.	LCS Result	LCS % Rec	% Rec Limits	Qualifiers
Antimony	ug/L	40	41.4	104	80-120	
Arsenic	ug/L	40	40.1	100	80-120	
Cobalt	ug/L	40	41.7	104	80-120	
Selenium	ug/L	40	39.3	98	80-120	

MATRIX SPIKE & MATRIX SPIKE DUPLICATE: 3246183 3246184

Parameter	Units	MS		MSD		MS % Rec	MSD % Rec	% Rec Limits	RPD	Max RPD	Qual
		50330760001 Result	Spike Conc.	Spike Conc.	Result						
Antimony	ug/L	ND	40	40	42.2	42.1	105	105	75-125	0	20
Arsenic	ug/L	4.2	40	40	43.8	43.6	99	98	75-125	1	20
Cobalt	ug/L	ND	40	40	39.2	39.1	97	97	75-125	0	20
Selenium	ug/L	ND	40	40	41.3	41.5	103	103	75-125	1	20

Results presented on this page are in the units indicated by the "Units" column except where an alternate unit is presented to the right of the result.

REPORT OF LABORATORY ANALYSIS

This report shall not be reproduced, except in full,
without the written consent of Pace Analytical Services, LLC.

QUALITY CONTROL DATA

Project: Harding St Profile 1 Report 1

Pace Project No.: 50330760

QC Batch: 705845

Analysis Method: SM 2320B

QC Batch Method: SM 2320B

Analysis Description: 2320B Alkalinity

Laboratory: Pace Analytical Services - Indianapolis

Associated Lab Samples: 50330760001, 50330760004

METHOD BLANK: 3244767

Matrix: Water

Associated Lab Samples: 50330760001, 50330760004

Parameter	Units	Blank Result	Reporting Limit	MDL	Analyzed	Qualifiers
Alkalinity, Total as CaCO ₃	mg/L	ND	10.0	10.0	11/12/22 12:53	
Alkalinity,Bicarbonate (CaCO ₃)	mg/L	ND	10.0	10.0	11/12/22 12:53	
Alkalinity,Carbonate (CaCO ₃)	mg/L	ND	10.0	10.0	11/12/22 12:53	

LABORATORY CONTROL SAMPLE: 3244768

Parameter	Units	Spike Conc.	LCS Result	LCS % Rec	% Rec Limits	Qualifiers
Alkalinity, Total as CaCO ₃	mg/L	50	49.9	100	90-110	

SAMPLE DUPLICATE: 3244769

Parameter	Units	50330760001 Result	Dup Result	RPD	Max RPD	Qualifiers
Alkalinity, Total as CaCO ₃	mg/L	264	267	1	20	
Alkalinity,Bicarbonate (CaCO ₃)	mg/L	264	267	1	20	
Alkalinity,Carbonate (CaCO ₃)	mg/L	ND	ND		20	

SAMPLE DUPLICATE: 3244770

Parameter	Units	50330795001 Result	Dup Result	RPD	Max RPD	Qualifiers
Alkalinity, Total as CaCO ₃	mg/L	441	448	1	20	
Alkalinity,Bicarbonate (CaCO ₃)	mg/L	441	448	1	20	
Alkalinity,Carbonate (CaCO ₃)	mg/L	ND	ND		20	

Results presented on this page are in the units indicated by the "Units" column except where an alternate unit is presented to the right of the result.

REPORT OF LABORATORY ANALYSIS

This report shall not be reproduced, except in full,
without the written consent of Pace Analytical Services, LLC.

QUALITY CONTROL DATA

Project: Harding St Profile 1 Report 1

Pace Project No.: 50330760

QC Batch:	706593	Analysis Method:	SM 2540C
QC Batch Method:	SM 2540C	Analysis Description:	2540C Total Dissolved Solids
		Laboratory:	Pace Analytical Services - Indianapolis

Associated Lab Samples: 50330760001, 50330760004

METHOD BLANK: 3248179 Matrix: Water

Associated Lab Samples: 50330760001, 50330760004

Parameter	Units	Blank Result	Reporting Limit	MDL	Analyzed	Qualifiers
Total Dissolved Solids	mg/L	ND	10.0	10.0	11/16/22 07:24	

LABORATORY CONTROL SAMPLE: 3248180

Parameter	Units	Spike Conc.	LCS Result	LCS % Rec	% Rec Limits	Qualifiers
Total Dissolved Solids	mg/L	300	276	92	80-120	

SAMPLE DUPLICATE: 3248181

Parameter	Units	50330748001 Result	Dup Result	RPD	Max RPD	Qualifiers
Total Dissolved Solids	mg/L	1270	1290	1	10	

SAMPLE DUPLICATE: 3248182

Parameter	Units	50330760001 Result	Dup Result	RPD	Max RPD	Qualifiers
Total Dissolved Solids	mg/L	573	582	2	10	

Results presented on this page are in the units indicated by the "Units" column except where an alternate unit is presented to the right of the result.

REPORT OF LABORATORY ANALYSIS

This report shall not be reproduced, except in full,
without the written consent of Pace Analytical Services, LLC.

QUALITY CONTROL DATA

Project: Harding St Profile 1 Report 1

Pace Project No.: 50330760

QC Batch: 706028

Analysis Method: SM 4500-H+B

QC Batch Method: SM 4500-H+B

Analysis Description: 4500H+B pH

Laboratory: Pace Analytical Services - Indianapolis

Associated Lab Samples: 50330760001, 50330760004

SAMPLE DUPLICATE: 3246079

Parameter	Units	50330631018 Result	Dup Result	RPD	Max RPD	Qualifiers
pH at 25 Degrees C	Std. Units	6.6	6.6	0	2	H3

SAMPLE DUPLICATE: 3246080

Parameter	Units	50330760001 Result	Dup Result	RPD	Max RPD	Qualifiers
pH at 25 Degrees C	Std. Units	7.4	7.4	1	2	H3

SAMPLE DUPLICATE: 3246081

Parameter	Units	50330795001 Result	Dup Result	RPD	Max RPD	Qualifiers
pH at 25 Degrees C	Std. Units	7.1	7.0	0	2	H3

Results presented on this page are in the units indicated by the "Units" column except where an alternate unit is presented to the right of the result.

REPORT OF LABORATORY ANALYSIS

This report shall not be reproduced, except in full,
without the written consent of Pace Analytical Services, LLC.

QUALITY CONTROL DATA

Project: Harding St Profile 1 Report 1

Pace Project No.: 50330760

QC Batch: 705993	Analysis Method: SM 4500-S2-D
QC Batch Method: SM 4500-S2-D	Analysis Description: 4500S2D Sulfide Water
	Laboratory: Pace Analytical Services - Indianapolis

Associated Lab Samples: 50330760001, 50330760004

METHOD BLANK: 3245826 Matrix: Water

Associated Lab Samples: 50330760001, 50330760004

Parameter	Units	Blank Result	Reporting Limit	MDL	Analyzed	Qualifiers
Sulfide	mg/L	ND	0.10	0.025	11/12/22 16:15	

LABORATORY CONTROL SAMPLE: 3245827

Parameter	Units	Spike Conc.	LCS Result	LCS % Rec	% Rec Limits	Qualifiers
Sulfide	mg/L	0.5	0.53	107	90-110	

MATRIX SPIKE & MATRIX SPIKE DUPLICATE: 3245828 3245829

Parameter	Units	50330760001		3245829		MS % Rec	MSD % Rec	% Rec Limits	RPD	Max RPD	Qual	
		MS Spike Conc.	MSD Spike Conc.	MS Result	MSD Result							
Sulfide	mg/L	ND	0.5	0.5	0.49	0.49	98	98	90-110	0	20	

MATRIX SPIKE & MATRIX SPIKE DUPLICATE: 3245830 3245831

Parameter	Units	50330959004		3245831		MS % Rec	MSD % Rec	% Rec Limits	RPD	Max RPD	Qual	
		MS Spike Conc.	MSD Spike Conc.	MS Result	MSD Result							
Sulfide	mg/L	ND	0.5	0.5	0.50	0.50	101	99	90-110	1	20	

Results presented on this page are in the units indicated by the "Units" column except where an alternate unit is presented to the right of the result.

REPORT OF LABORATORY ANALYSIS

This report shall not be reproduced, except in full,
without the written consent of Pace Analytical Services, LLC.

QUALITY CONTROL DATA

Project: Harding St Profile 1 Report 1
Pace Project No.: 50330760

QC Batch: 706810	Analysis Method: HACH 8146
QC Batch Method: HACH 8146	Analysis Description: Iron, Ferrous
	Laboratory: Pace Analytical Services - Indianapolis

Associated Lab Samples: 50330760001, 50330760004

METHOD BLANK: 3249207 Matrix: Water
Associated Lab Samples: 50330760001, 50330760004

Parameter	Units	Blank Result	Reporting Limit	MDL	Analyzed	Qualifiers
Iron, Ferrous	mg/L	ND	0.20	0.096	11/16/22 21:11	H3,N2

LABORATORY CONTROL SAMPLE: 3249208

Parameter	Units	Spike Conc.	LCS Result	LCS % Rec	% Rec Limits	Qualifiers
Iron, Ferrous	mg/L	1	0.98	98	90-110	H3,N2

MATRIX SPIKE & MATRIX SPIKE DUPLICATE: 3249209 3249210

Parameter	Units	50330760001 Result	MS Spike Conc.	MSD Spike Conc.	MS Result	MSD Result	MS % Rec	MSD % Rec	% Rec Limits	RPD	Max RPD	Qual
Iron, Ferrous	mg/L	ND	1	1	1.0	0.93	104	93	90-110	11	20	H3,N2

MATRIX SPIKE SAMPLE: 3249211

Parameter	Units	50330814003 Result	Spike Conc.	MS Result	MS % Rec	% Rec Limits	Qualifiers
Iron, Ferrous	mg/L	ND	1	0.99	99	90-110	H3,N2

Results presented on this page are in the units indicated by the "Units" column except where an alternate unit is presented to the right of the result.

REPORT OF LABORATORY ANALYSIS

This report shall not be reproduced, except in full,
without the written consent of Pace Analytical Services, LLC.

QUALITY CONTROL DATA

Project: Harding St Profile 1 Report 1

Pace Project No.: 50330760

QC Batch: 705620

Analysis Method: EPA 353.2

QC Batch Method: EPA 353.2

Analysis Description: 353.2 Nitrate + Nitrite, Unpres.

Laboratory: Pace Analytical Services - Indianapolis

Associated Lab Samples: 50330760001, 50330760004

METHOD BLANK: 3243805

Matrix: Water

Associated Lab Samples: 50330760001, 50330760004

Parameter	Units	Blank Result	Reporting Limit	MDL	Analyzed	Qualifiers
Nitrogen, Nitrate	mg/L	ND	0.10	0.011	11/10/22 20:33	
Nitrogen, Nitrite	mg/L	ND	0.10	0.0040	11/10/22 20:33	

LABORATORY CONTROL SAMPLE: 3243806

Parameter	Units	Spike Conc.	LCS Result	LCS % Rec	% Rec Limits	Qualifiers
Nitrogen, Nitrate	mg/L	1	0.97	97	90-110	
Nitrogen, Nitrite	mg/L	1	1.0	103	90-110	

MATRIX SPIKE & MATRIX SPIKE DUPLICATE: 3243807 3243808

Parameter	Units	50330693011 Result	MS		MSD		MS % Rec	MSD % Rec	% Rec Limits	RPD	Max RPD	Qual
			Spike Conc.	MS Result	Spike Conc.	MSD Result						
Nitrogen, Nitrate	mg/L	ND	1	1	0.91	0.92	90	92	90-110	2	20	
Nitrogen, Nitrite	mg/L	ND	1	1	0.98	1.0	97	100	90-110	3	20	

MATRIX SPIKE & MATRIX SPIKE DUPLICATE: 3243978 3243979

Parameter	Units	50330760001 Result	MS		MSD		MS % Rec	MSD % Rec	% Rec Limits	RPD	Max RPD	Qual
			Spike Conc.	MS Result	Spike Conc.	MSD Result						
Nitrogen, Nitrate	mg/L	ND	1	1	0.97	0.96	96	95	90-110	1	20	
Nitrogen, Nitrite	mg/L	ND	1	1	1.0	1.0	104	104	90-110	0	20	

Results presented on this page are in the units indicated by the "Units" column except where an alternate unit is presented to the right of the result.

REPORT OF LABORATORY ANALYSIS

This report shall not be reproduced, except in full,
without the written consent of Pace Analytical Services, LLC.

QUALITY CONTROL DATA

Project: Harding St Profile 1 Report 1

Pace Project No.: 50330760

QC Batch: 705731

Analysis Method: EPA 365.1

QC Batch Method: EPA 365.1

Analysis Description: 365.1 Total Phosphorus

Laboratory: Pace Analytical Services - Indianapolis

Associated Lab Samples: 50330760001, 50330760004

METHOD BLANK: 3244273

Matrix: Water

Associated Lab Samples: 50330760001, 50330760004

Parameter	Units	Blank Result	Reporting Limit	MDL	Analyzed	Qualifiers
Phosphate as P04	mg/L	ND	0.15	0.15	11/15/22 18:04	

LABORATORY CONTROL SAMPLE: 3244274

Parameter	Units	Spike Conc.	LCS Result	LCS % Rec	% Rec Limits	Qualifiers
Phosphate as P04	mg/L		1.5			

MATRIX SPIKE & MATRIX SPIKE DUPLICATE: 3244275 3244276

Parameter	Units	50330760001		3244276		% Rec	% Rec	% Rec Limits	RPD	Max RPD	Qual
		MS Spike Conc.	MSD Spike Conc.	MS Result	MSD Result						
Phosphate as P04	mg/L	0.87		2.2	2.2				1		

Results presented on this page are in the units indicated by the "Units" column except where an alternate unit is presented to the right of the result.

REPORT OF LABORATORY ANALYSIS

This report shall not be reproduced, except in full,
without the written consent of Pace Analytical Services, LLC.

QUALITY CONTROL DATA

Project: Harding St Profile 1 Report 1

Pace Project No.: 50330760

QC Batch:	708461	Analysis Method:	SM 5310C
QC Batch Method:	SM 5310C	Analysis Description:	5310C Total Organic Carbon
		Laboratory:	Pace Analytical Services - Indianapolis

Associated Lab Samples: 50330760001, 50330760004

METHOD BLANK: 3256362 Matrix: Water
Associated Lab Samples: 50330760001, 50330760004

Parameter	Units	Blank Result	Reporting Limit	MDL	Analyzed	Qualifiers
Total Organic Carbon	mg/L	ND	1.0	0.14	11/30/22 10:56	

LABORATORY CONTROL SAMPLE: 3256363

Parameter	Units	Spike Conc.	LCS Result	LCS % Rec	% Rec Limits	Qualifiers
Total Organic Carbon	mg/L	10	10.1	101	90-110	

MATRIX SPIKE & MATRIX SPIKE DUPLICATE: 3256364 3256365

Parameter	Units	50330760001 Result	MS Spike Conc.	MSD Spike Conc.	MS Result	MSD Result	MS % Rec	MSD % Rec	% Rec Limits	RPD	Max RPD	Qual
Total Organic Carbon	mg/L	2.7	10	10	12.6	12.6	99	99	80-120	0	20	

MATRIX SPIKE SAMPLE: 3256366

Parameter	Units	50330760004 Result	Spike Conc.	MS Result	MS % Rec	% Rec Limits	Qualifiers
Total Organic Carbon	mg/L	2.7	10	12.5	98	80-120	

Results presented on this page are in the units indicated by the "Units" column except where an alternate unit is presented to the right of the result.

REPORT OF LABORATORY ANALYSIS

This report shall not be reproduced, except in full,
without the written consent of Pace Analytical Services, LLC.

QUALITY CONTROL DATA

Project: Harding St Profile 1 Report 1
Pace Project No.: 50330760

QC Batch: 708465	Analysis Method: SM 5310C
QC Batch Method: SM 5310C	Analysis Description: 5310C Dissolved Organic Carbon
	Laboratory: Pace Analytical Services - Indianapolis

Associated Lab Samples: 50330760001, 50330760004

METHOD BLANK: 3256377 Matrix: Water

Associated Lab Samples: 50330760001, 50330760004

Parameter	Units	Blank Result	Reporting Limit	MDL	Analyzed	Qualifiers
Dissolved Organic Carbon	mg/L	ND	1.0	0.14	11/30/22 01:26	

LABORATORY CONTROL SAMPLE: 3256378

Parameter	Units	Spike Conc.	LCS Result	LCS % Rec	% Rec Limits	Qualifiers
Dissolved Organic Carbon	mg/L	10	9.7	97	90-110	

MATRIX SPIKE & MATRIX SPIKE DUPLICATE: 3256379 3256380

Parameter	Units	50330631018		3256380		MS % Rec	MSD % Rec	% Rec Limits	RPD	Max RPD	Qual
		MS Result	MSD Spike Conc.	MS Result	MSD Spike Conc.						
Dissolved Organic Carbon	mg/L	88.4	40	124	125	89	91	80-120	1	20	

MATRIX SPIKE & MATRIX SPIKE DUPLICATE: 3256381 3256382

Parameter	Units	50330760001		3256382		MS % Rec	MSD % Rec	% Rec Limits	RPD	Max RPD	Qual
		MS Result	MSD Spike Conc.	MS Result	MSD Spike Conc.						
Dissolved Organic Carbon	mg/L	2.4	10	12.3	12.5	100	101	80-120	1	20	

MATRIX SPIKE & MATRIX SPIKE DUPLICATE: 3256383 3256384

Parameter	Units	50330795001		3256384		MS % Rec	MSD % Rec	% Rec Limits	RPD	Max RPD	Qual
		MS Result	MSD Spike Conc.	MS Result	MSD Spike Conc.						
Dissolved Organic Carbon	mg/L	1.9	10	11.8	11.6	99	97	80-120	2	20	

Results presented on this page are in the units indicated by the "Units" column except where an alternate unit is presented to the right of the result.

REPORT OF LABORATORY ANALYSIS

This report shall not be reproduced, except in full,
without the written consent of Pace Analytical Services, LLC.

ANALYTICAL RESULTS - RADIOCHEMISTRY

Project: Harding St Profile 1 Report 1

Pace Project No.: 50330760

Sample: MW-1D **Lab ID: 50330760001** Collected: 11/09/22 10:37 Received: 11/10/22 15:10 Matrix: Water
PWS: Site ID: Sample Type:

Parameters	Method	Act ± Unc (MDC) Carr Trac	Units	Analyzed	CAS No.	Qual
	Pace Analytical Services - Greensburg					
Radium-226	EPA 903.1	0.343 ± 0.406 (0.638) C:NA T:90%	pCi/L	12/03/22 14:36	13982-63-3	
	Pace Analytical Services - Greensburg					
Radium-228	EPA 904.0	1.03 ± 0.467 (0.799) C:84% T:84%	pCi/L	12/05/22 15:48	15262-20-1	
	Pace Analytical Services - Greensburg					
Total Radium	Total Radium Calculation	1.37 ± 0.873 (1.44)	pCi/L	12/06/22 16:39	7440-14-4	

REPORT OF LABORATORY ANALYSIS

This report shall not be reproduced, except in full,
without the written consent of Pace Analytical Services, LLC.

ANALYTICAL RESULTS - RADIOCHEMISTRY

Project: Harding St Profile 1 Report 1

Pace Project No.: 50330760

Sample: MW-1D MS **Lab ID: 50330760002** Collected: 11/09/22 10:37 Received: 11/10/22 15:10 Matrix: Water
PWS: Site ID: Sample Type:

Parameters	Method	Act ± Unc (MDC) Carr Trac	Units	Analyzed	CAS No.	Qual
	Pace Analytical Services - Greensburg					
Radium-226	EPA 903.1	83.25 %REC ± NA (NA) C:NA T:NA	pCi/L	12/03/22 14:36	13982-63-3	
	Pace Analytical Services - Greensburg					
Radium-228	EPA 904.0	71.21 %REC ± NA (NA) C:NA T:NA	pCi/L	12/05/22 15:48	15262-20-1	

REPORT OF LABORATORY ANALYSIS

This report shall not be reproduced, except in full,
without the written consent of Pace Analytical Services, LLC.

ANALYTICAL RESULTS - RADIOCHEMISTRY

Project: Harding St Profile 1 Report 1

Pace Project No.: 50330760

Parameters	Method	Act ± Unc (MDC) Carr Trac	Units	Analyzed	CAS No.	Qual
Sample: MW-1D MSD Lab ID: 50330760003 Collected: 11/09/22 10:37 Received: 11/10/22 15:10 Matrix: Water PWS: Site ID: Sample Type:						
Pace Analytical Services - Greensburg						
Radium-226	EPA 903.1	105.09 %REC 23.19RPD ± NA (NA) C:NA T:NA	pCi/L	12/03/22 14:36	13982-63-3	
Pace Analytical Services - Greensburg						
Radium-228	EPA 904.0	80.28 %REC 11.97RPD ± NA (NA) C:NA T:NA	pCi/L	12/05/22 15:48	15262-20-1	

REPORT OF LABORATORY ANALYSIS

This report shall not be reproduced, except in full,
without the written consent of Pace Analytical Services, LLC.

ANALYTICAL RESULTS - RADIOCHEMISTRY

Project: Harding St Profile 1 Report 1

Pace Project No.: 50330760

Sample: MW-1S **Lab ID: 50330760004** Collected: 11/09/22 12:47 Received: 11/10/22 15:10 Matrix: Water
PWS: Site ID: Sample Type:

Parameters	Method	Act ± Unc (MDC) Carr Trac	Units	Analyzed	CAS No.	Qual
	Pace Analytical Services - Greensburg					
Radium-226	EPA 903.1	1.49 ± 0.676 (0.202) C:NA T:99%	pCi/L	12/03/22 14:36	13982-63-3	
	Pace Analytical Services - Greensburg					
Radium-228	EPA 904.0	0.455 ± 0.344 (0.664) C:78% T:80%	pCi/L	12/05/22 15:48	15262-20-1	
	Pace Analytical Services - Greensburg					
Total Radium	Total Radium Calculation	1.95 ± 1.02 (0.866)	pCi/L	12/06/22 16:39	7440-14-4	

REPORT OF LABORATORY ANALYSIS

This report shall not be reproduced, except in full,
without the written consent of Pace Analytical Services, LLC.

QUALITY CONTROL - RADIOCHEMISTRY

Project: Harding St Profile 1 Report 1

Pace Project No.: 50330760

QC Batch: 546813

Analysis Method: EPA 904.0

QC Batch Method: EPA 904.0

Analysis Description: 904.0 Radium 228

Laboratory: Pace Analytical Services - Greensburg

Associated Lab Samples: 50330760001, 50330760002, 50330760003, 50330760004

METHOD BLANK: 2655784

Matrix: Water

Associated Lab Samples: 50330760001, 50330760002, 50330760003, 50330760004

Parameter	Act ± Unc (MDC) Carr Trac	Units	Analyzed	Qualifiers
Radium-228	0.522 ± 0.340 (0.642) C:88% T:79%	pCi/L	12/05/22 12:42	

Results presented on this page are in the units indicated by the "Units" column except where an alternate unit is presented to the right of the result.

REPORT OF LABORATORY ANALYSIS

This report shall not be reproduced, except in full,
without the written consent of Pace Analytical Services, LLC.

QUALITY CONTROL - RADIOCHEMISTRY

Project: Harding St Profile 1 Report 1

Pace Project No.: 50330760

QC Batch: 546812

Analysis Method: EPA 903.1

QC Batch Method: EPA 903.1

Analysis Description: 903.1 Radium-226

Laboratory: Pace Analytical Services - Greensburg

Associated Lab Samples: 50330760001, 50330760002, 50330760003, 50330760004

METHOD BLANK: 2655776

Matrix: Water

Associated Lab Samples: 50330760001, 50330760002, 50330760003, 50330760004

Parameter	Act ± Unc (MDC) Carr Trac	Units	Analyzed	Qualifiers
Radium-226	0.227 ± 0.393 (0.702) C:NA T:82%	pCi/L	12/03/22 14:11	

Results presented on this page are in the units indicated by the "Units" column except where an alternate unit is presented to the right of the result.

REPORT OF LABORATORY ANALYSIS

This report shall not be reproduced, except in full,
without the written consent of Pace Analytical Services, LLC.

QUALIFIERS

Project: Harding St Profile 1 Report 1

Pace Project No.: 50330760

DEFINITIONS

DF - Dilution Factor, if reported, represents the factor applied to the reported data due to dilution of the sample aliquot.

ND - Not Detected at or above adjusted reporting limit.

TNTC - Too Numerous To Count

J - Estimated concentration above the adjusted method detection limit and below the adjusted reporting limit.

MDL - Adjusted Method Detection Limit.

PQL - Practical Quantitation Limit.

RL - Reporting Limit - The lowest concentration value that meets project requirements for quantitative data with known precision and bias for a specific analyte in a specific matrix.

S - Surrogate

1,2-Diphenylhydrazine decomposes to and cannot be separated from Azobenzene using Method 8270. The result for each analyte is a combined concentration.

Consistent with EPA guidelines, unrounded data are displayed and have been used to calculate % recovery and RPD values.

LCS(D) - Laboratory Control Sample (Duplicate)

MS(D) - Matrix Spike (Duplicate)

DUP - Sample Duplicate

RPD - Relative Percent Difference

NC - Not Calculable.

SG - Silica Gel - Clean-Up

U - Indicates the compound was analyzed for, but not detected.

N-Nitrosodiphenylamine decomposes and cannot be separated from Diphenylamine using Method 8270. The result reported for each analyte is a combined concentration.

Reported results are not rounded until the final step prior to reporting. Therefore, calculated parameters that are typically reported as "Total" may vary slightly from the sum of the reported component parameters.

Act - Activity

Unc - Uncertainty: SDWA = 1.96 sigma count uncertainty, all other matrices = Expanded Uncertainty (95% confidence interval).

Gamma Spec = Expanded Uncertainty (95.4% Confidence Interval)

(MDC) - Minimum Detectable Concentration

Trac - Tracer Recovery (%)

Carr - Carrier Recovery (%)

Pace Analytical is TNI accredited. Contact your Pace PM for the current list of accredited analytes.

TNI - The NELAC Institute.

ANALYTE QUALIFIERS

E Analyte concentration exceeded the calibration range. The reported result is estimated.

H3 Sample was received or analysis requested beyond the recognized method holding time.

M3 Matrix spike recovery was outside laboratory control limits due to matrix interferences.

N2 The lab does not hold NELAC/TNI accreditation for this parameter but other accreditations/certifications may apply. A complete list of accreditations/certifications is available upon request.

P6 Matrix spike recovery was outside laboratory control limits due to a parent sample concentration notably higher than the spike level.

REPORT OF LABORATORY ANALYSIS

This report shall not be reproduced, except in full,
without the written consent of Pace Analytical Services, LLC.

QUALITY CONTROL DATA CROSS REFERENCE TABLE

Project: Harding St Profile 1 Report 1

Pace Project No.: 50330760

Lab ID	Sample ID	QC Batch Method	QC Batch	Analytical Method	Analytical Batch
50330760001	MW-1D	EPA 9056	706170		
50330760004	MW-1S	EPA 9056	706170		
50330760001	MW-1D	EPA 3010	706693	EPA 6010	708106
50330760004	MW-1S	EPA 3010	706693	EPA 6010	708106
50330760001	MW-1D	EPA 3010	706285	EPA 6010	708031
50330760004	MW-1S	EPA 3010	706285	EPA 6010	708031
50330760001	MW-1D	EPA 200.2	706065	EPA 6020	706350
50330760004	MW-1S	EPA 200.2	706065	EPA 6020	706350
50330760001	MW-1D	EPA 903.1	546812		
50330760002	MW-1D MS	EPA 903.1	546812		
50330760003	MW-1D MSD	EPA 903.1	546812		
50330760004	MW-1S	EPA 903.1	546812		
50330760001	MW-1D	EPA 904.0	546813		
50330760002	MW-1D MS	EPA 904.0	546813		
50330760003	MW-1D MSD	EPA 904.0	546813		
50330760004	MW-1S	EPA 904.0	546813		
50330760001	MW-1D	Total Radium Calculation	551761		
50330760004	MW-1S	Total Radium Calculation	551761		
50330760001	MW-1D	SM 2320B	705845		
50330760004	MW-1S	SM 2320B	705845		
50330760001	MW-1D	SM 2540C	706593		
50330760004	MW-1S	SM 2540C	706593		
50330760001	MW-1D	SM 4500-H+B	706028		
50330760004	MW-1S	SM 4500-H+B	706028		
50330760001	MW-1D	SM 4500-S2-D	705993		
50330760004	MW-1S	SM 4500-S2-D	705993		
50330760001	MW-1D	HACH 8146	706810		
50330760004	MW-1S	HACH 8146	706810		
50330760001	MW-1D	EPA 353.2	705620		
50330760004	MW-1S	EPA 353.2	705620		
50330760001	MW-1D	EPA 365.1	705731	EPA 365.1	706565
50330760004	MW-1S	EPA 365.1	705731	EPA 365.1	706565
50330760001	MW-1D	SM 5310C	708461		
50330760004	MW-1S	SM 5310C	708461		
50330760001	MW-1D	SM 5310C	708465		
50330760004	MW-1S	SM 5310C	708465		

REPORT OF LABORATORY ANALYSIS

This report shall not be reproduced, except in full,
without the written consent of Pace Analytical Services, LLC.



SAMPLE CONDITION UPON RECEIPT FORM

Date/Time and Initials of person examining contents: NR 11/12/22 1525

1. Courier: FED EX UPS CLIENT PACE USPS OTHER _____

2. Custody Seal on Cooler/Box Present: Yes No

(If yes)Seals Intact: Yes No (leave blank if no seals were present)

3. Thermometer: 1 2 3 4 5 6 A B C D E F

4. Cooler Temperature(s): 2.2/2.2 3.1/3.1

(Initial/Corrected) RECORD TEMPS OF ALL COOLERS RECEIVED (use Comments below to add more)

5. Packing Material: Bubble Wrap Bubble Bags
 None Other _____

6. Ice Type: Wet Blue None

7. If temp. is over 6°C or under 0°C, was the PM notified?: Yes No
 Cooler temp should be above freezing to 6°C

All discrepancies will be written out in the comments section below.

	Yes	No		Yes	No	N/A
USDA Regulated Soils? (HI, ID, NY, WA, OR, CA, NM, TX, OK, AR, LA, TN, AL, MS, NC, SC, GA, FL, or Puerto Rico)		<input checked="" type="checkbox"/>	All containers needing acid/base preservation have been pH CHECKED?: Exceptions: VOA, coliform, LLHg, O&G, RAD CHEM, and any container with a septum cap or preserved with HCl.			
Short Hold Time Analysis (48 hours or less)? Analysis: <u>No</u>	<input checked="" type="checkbox"/>		Circle: <u>HNO3 (<2)</u> <u>H2SO4 (<2)</u> NaOH (>10) <u>NaOH/ZnAc (>9)</u> Any non-conformance to pH recommendations will be noted on the container count form	<input checked="" type="checkbox"/>		
Time 5035A TC placed in Freezer or Short Holds To Lab Time: <u>15:55</u>			Residual Chlorine Check (SVOC 625 Pest/PCB 608)	<u>Present</u>	<u>Absent</u>	<u>N/A</u>
Rush TAT Requested (4 days or less):		<input checked="" type="checkbox"/>	Residual Chlorine Check (Total/Amenable/Free Cyanide)			<u>Present</u>
Custody Signatures Present?	<input checked="" type="checkbox"/>		Headspace Wisconsin Sulfide?			<u>Present</u>
Containers Intact?:	<input checked="" type="checkbox"/>		Headspace in VOA Vials (>6mm): See Containter Count form for details	<u>Present</u>	<u>Absent</u>	<u>No VOA Vials Sent</u>
Sample Label (IDs/Dates/Times) Match COC?: Except TCs, which only require sample ID	<input checked="" type="checkbox"/>		Trip Blank Present?		<input checked="" type="checkbox"/>	
Extra labels on Terracore Vials? (soils only)			Trip Blank Custody Seals?:		<input checked="" type="checkbox"/>	

COMMENTS:

March 03, 2023

Mr. Mark Breting
ATC Group Services
7988 Centerpoint Drive
Suite 100
Indianapolis, IN 46256

RE: Project: Harding St Profile 1 Report 1
Pace Project No.: 50330895

Dear Mr. Breting:

Enclosed are the analytical results for sample(s) received by the laboratory on November 11, 2022. The results relate only to the samples included in this report. Results reported herein conform to the applicable TNI/NELAC Standards and the laboratory's Quality Manual, where applicable, unless otherwise noted in the body of the report.

The test results provided in this final report were generated by each of the following laboratories within the Pace Network:

- Pace Analytical Services - Indianapolis
- Pace Analytical Services - Greensburg

If you have any questions concerning this report, please feel free to contact me.

Sincerely,



Will Statz
will.statz@pacelabs.com
(317)228-3105
Project Manager

Enclosures

cc: Mr. Robert Miller, Haley & Aldrich



REPORT OF LABORATORY ANALYSIS

This report shall not be reproduced, except in full,
without the written consent of Pace Analytical Services, LLC.

CERTIFICATIONS

Project: Harding St Profile 1 Report 1
Pace Project No.: 50330895

Pace Analytical Services Pennsylvania

1638 Roseytown Rd Suites 2,3&4, Greensburg, PA 15601
ANAB DOD-ELAP Rad Accreditation #: L2417
Alabama Certification #: 41590
Arizona Certification #: AZ0734
Arkansas Certification
California Certification #: 04222CA
Colorado Certification #: PA01547
Connecticut Certification #: PH-0694
Delaware Certification
EPA Region 4 DW Rad
Florida/TNI Certification #: E87683
Georgia Certification #: C040
Florida: Cert E871149 SEKS WET
Guam Certification
Hawaii Certification
Idaho Certification
Illinois Certification
Indiana Certification
Iowa Certification #: 391
Kansas/TNI Certification #: E-10358
Kentucky Certification #: KY90133
KY WW Permit #: KY0098221
KY WW Permit #: KY0000221
Louisiana DHH/TNI Certification #: LA180012
Louisiana DEQ/TNI Certification #: 4086
Maine Certification #: 2017020
Maryland Certification #: 308
Massachusetts Certification #: M-PA1457
Michigan/PADEP Certification #: 9991

Missouri Certification #: 235
Montana Certification #: Cert0082
Nebraska Certification #: NE-OS-29-14
Nevada Certification #: PA014572018-1
New Hampshire/TNI Certification #: 297617
New Jersey/TNI Certification #: PA051
New Mexico Certification #: PA01457
New York/TNI Certification #: 10888
North Carolina Certification #: 42706
North Dakota Certification #: R-190
Ohio EPA Rad Approval: #41249
Oregon/TNI Certification #: PA200002-010
Pennsylvania/TNI Certification #: 65-00282
Puerto Rico Certification #: PA01457
Rhode Island Certification #: 65-00282
South Dakota Certification
Tennessee Certification #: 02867
Texas/TNI Certification #: T104704188-17-3
Utah/TNI Certification #: PA014572017-9
USDA Soil Permit #: P330-17-00091
Vermont Dept. of Health: ID# VT-0282
Virgin Island/PADEP Certification
Virginia/VELAP Certification #: 460198
Washington Certification #: C868
West Virginia DEP Certification #: 143
West Virginia DHHR Certification #: 9964C
Wisconsin Approve List for Rad
Wyoming Certification #: 8TMS-L

Pace Analytical Services Indianapolis

7726 Moller Road, Indianapolis, IN 46268
Illinois Accreditation #: 200074
Indiana Drinking Water Laboratory #: C-49-06
Kansas/TNI Certification #: E-10177
Kentucky UST Agency Interest #: 80226
Kentucky WW Laboratory ID #: 98019
Michigan Drinking Water Laboratory #9050

Ohio VAP Certified Laboratory #: CL0065
Oklahoma Laboratory #: 9204
Texas Certification #: T104704355
Wisconsin Laboratory #: 999788130
USDA Foreign Soil Permit #: 525-23-13-23119
USDA Compliance Agreement #: IN-SL-22-001

REPORT OF LABORATORY ANALYSIS

This report shall not be reproduced, except in full,
without the written consent of Pace Analytical Services, LLC.

SAMPLE SUMMARY

Project: Harding St Profile 1 Report 1

Pace Project No.: 50330895

Lab ID	Sample ID	Matrix	Date Collected	Date Received
50330895001	MW-15S	Water	11/11/22 09:36	11/11/22 14:10
50330895002	Field Blank 1	Water	11/11/22 10:12	11/11/22 14:10
50330895003	MW-5S	Water	11/11/22 12:26	11/11/22 14:10

REPORT OF LABORATORY ANALYSIS

This report shall not be reproduced, except in full,
without the written consent of Pace Analytical Services, LLC.

SAMPLE ANALYTE COUNT

Project: Harding St Profile 1 Report 1

Pace Project No.: 50330895

Lab ID	Sample ID	Method	Analysts	Analytes Reported	Laboratory		
50330895001	MW-15S	EPA 9056	RID	3	PASI-I		
		EPA 6010	MTM	15	PASI-I		
		EPA 6010	RAM	3	PASI-I		
		EPA 6020	DMT	4	PASI-I		
		EPA 903.1	JDZ	1	PASI-PA		
		EPA 904.0	ZPC	1	PASI-PA		
		Total Radium Calculation	JAL	1	PASI-PA		
		SM 2320B	TAY	3	PASI-I		
		SM 2540C	MTW	1	PASI-I		
		SM 4500-H+B	TRK	1	PASI-I		
		SM 4500-S2-D	BEP	1	PASI-I		
		HACH 8146	ZM	1	PASI-I		
		EPA 353.2	OAS	2	PASI-I		
		EPA 365.1	MMS	1	PASI-I		
		SM 5310C	ATS	1	PASI-I		
		SM 5310C	ATS	1	PASI-I		
		50330895002	Field Blank 1	EPA 9056	RID	3	PASI-I
EPA 6010	MTM			15	PASI-I		
EPA 6020	DMT			4	PASI-I		
EPA 903.1	JDZ			1	PASI-PA		
EPA 904.0	ZPC			1	PASI-PA		
Total Radium Calculation	JAL			1	PASI-PA		
SM 2320B	TAY			3	PASI-I		
SM 2540C	MTW			1	PASI-I		
SM 4500-H+B	TRK			1	PASI-I		
SM 4500-S2-D	BEP			1	PASI-I		
HACH 8146	ZM			1	PASI-I		
EPA 353.2	OAS			2	PASI-I		
EPA 365.1	MMS			1	PASI-I		
SM 5310C	ATS			1	PASI-I		
50330895003	MW-5S			EPA 9056	RID	3	PASI-I
				EPA 6010	MTM	15	PASI-I
				EPA 6010	RAM	3	PASI-I
		EPA 6020	DMT	4	PASI-I		
		EPA 903.1	JDZ	1	PASI-PA		
		EPA 904.0	ZPC	1	PASI-PA		
		Total Radium Calculation	JAL	1	PASI-PA		

REPORT OF LABORATORY ANALYSIS

This report shall not be reproduced, except in full,
without the written consent of Pace Analytical Services, LLC.

SAMPLE ANALYTE COUNT

Project: Harding St Profile 1 Report 1

Pace Project No.: 50330895

Lab ID	Sample ID	Method	Analysts	Analytes Reported	Laboratory
		SM 2320B	TAY	3	PASI-I
		SM 2540C	MTW	1	PASI-I
		SM 4500-H+B	TRK	1	PASI-I
		SM 4500-S2-D	BEP	1	PASI-I
		HACH 8146	ZM	1	PASI-I
		EPA 353.2	OAS	2	PASI-I
		EPA 365.1	MMS	1	PASI-I
		SM 5310C	ATS	1	PASI-I
		SM 5310C	ATS	1	PASI-I

PASI-I = Pace Analytical Services - Indianapolis

PASI-PA = Pace Analytical Services - Greensburg

REPORT OF LABORATORY ANALYSIS

This report shall not be reproduced, except in full,
without the written consent of Pace Analytical Services, LLC.

SUMMARY OF DETECTION

Project: Harding St Profile 1 Report 1

Pace Project No.: 50330895

Lab Sample ID	Client Sample ID	Result	Units	Report Limit	Analyzed	Qualifiers
Method	Parameters					
50330895001	MW-15S					
EPA 9056	Chloride	46.1	mg/L	2.5	11/21/22 03:24	
EPA 9056	Fluoride	0.14	mg/L	0.10	11/21/22 03:06	
EPA 9056	Sulfate	61.6	mg/L	2.5	11/21/22 03:24	
EPA 6010	Barium	61.1	ug/L	10.0	11/26/22 15:12	
EPA 6010	Boron	116	ug/L	100	11/26/22 15:12	
EPA 6010	Calcium	120000	ug/L	1000	11/26/22 15:12	
EPA 6010	Magnesium	30200	ug/L	1000	11/26/22 15:12	
EPA 6010	Potassium	1850	ug/L	1000	11/26/22 15:12	
EPA 6010	Silica	12000	ug/L	450	11/26/22 15:12	N2
EPA 6010	Sodium	29400	ug/L	1000	11/26/22 15:12	
EPA 903.1	Radium-226	-0.172 ± 0.413 (1.03) C:NA T:93%	pCi/L		12/04/22 16:18	
EPA 904.0	Radium-228	1.05 ± 0.439 (0.726) C:84% T:87%	pCi/L		12/06/22 12:18	
Total Radium Calculation	Total Radium	1.05 ± 0.852 (1.76)	pCi/L		12/07/22 13:37	
SM 2320B	Alkalinity, Total as CaCO3	351	mg/L	10.0	11/14/22 11:52	
SM 2320B	Alkalinity,Bicarbonate (CaCO3)	351	mg/L	10.0	11/14/22 11:52	
SM 2540C	Total Dissolved Solids	537	mg/L	10.0	11/17/22 08:25	
SM 4500-H+B	pH at 25 Degrees C	7.3	Std. Units	0.10	11/14/22 11:48	H3
EPA 353.2	Nitrogen, Nitrate	4.5	mg/L	0.10	11/11/22 19:03	
50330895002	Field Blank 1					
EPA 903.1	Radium-226	0.260 ± 0.450 (0.805) C:NA T:87%	pCi/L		12/04/22 16:18	
EPA 904.0	Radium-228	0.420 ± 0.383 (0.783) C:82% T:82%	pCi/L		12/06/22 12:18	
Total Radium Calculation	Total Radium	0.680 ± 0.833 (1.59)	pCi/L		12/07/22 13:37	
SM 4500-H+B	pH at 25 Degrees C	6.0	Std. Units	0.10	11/14/22 11:52	H3
50330895003	MW-5S					
EPA 9056	Chloride	144	mg/L	25.0	11/21/22 04:33	
EPA 9056	Fluoride	1.5	mg/L	0.10	11/21/22 03:58	
EPA 9056	Sulfate	227	mg/L	25.0	11/21/22 04:33	
EPA 6010	Barium	37.8	ug/L	10.0	11/26/22 15:16	
EPA 6010	Boron	2240	ug/L	100	11/26/22 15:16	
EPA 6010	Calcium	197000	ug/L	1000	11/26/22 15:16	
EPA 6010	Lithium	44.7	ug/L	20.0	11/26/22 15:16	
EPA 6010	Magnesium	50800	ug/L	1000	11/26/22 15:16	

REPORT OF LABORATORY ANALYSIS

This report shall not be reproduced, except in full,
without the written consent of Pace Analytical Services, LLC.

SUMMARY OF DETECTION

Project: Harding St Profile 1 Report 1

Pace Project No.: 50330895

Lab Sample ID Method	Client Sample ID Parameters	Result	Units	Report Limit	Analyzed	Qualifiers
50330895003	MW-5S					
EPA 6010	Manganese	928	ug/L	10.0	11/26/22 15:16	
EPA 6010	Molybdenum	92.1	ug/L	10.0	11/26/22 15:16	
EPA 6010	Potassium	8900	ug/L	1000	11/26/22 15:16	
EPA 6010	Silica	15500	ug/L	450	11/26/22 15:16	N2
EPA 6010	Sodium	164000	ug/L	1000	11/26/22 15:16	
EPA 6010	Manganese, Dissolved	996	ug/L	10.0	11/24/22 09:36	
EPA 6010	Molybdenum, Dissolved	100	ug/L	10.0	11/24/22 09:36	
EPA 6020	Cobalt	1.2	ug/L	1.0	11/20/22 15:23	
EPA 903.1	Radium-226	0.299 ± 0.508 (0.897)	pCi/L		12/04/22 16:18	
EPA 904.0	Radium-228	C:NA T:98% 1.04 ± 0.411 (0.653)	pCi/L		12/06/22 12:18	
		C:85% T:90%				
Total Radium Calculation	Total Radium	1.34 ± 0.919 (1.55)	pCi/L		12/07/22 13:37	
SM 2320B	Alkalinity, Total as CaCO3	431	mg/L	10.0	11/14/22 16:44	
SM 2320B	Alkalinity,Bicarbonate (CaCO3)	431	mg/L	10.0	11/14/22 16:44	
SM 2540C	Total Dissolved Solids	1320	mg/L	20.0	11/17/22 08:25	
SM 4500-H+B	pH at 25 Degrees C	7.4	Std. Units	0.10	11/14/22 11:54	H3

REPORT OF LABORATORY ANALYSIS

This report shall not be reproduced, except in full,
without the written consent of Pace Analytical Services, LLC.

ANALYTICAL RESULTS

Project: Harding St Profile 1 Report 1

Pace Project No.: 50330895

Sample: MW-15S **Lab ID: 50330895001** Collected: 11/11/22 09:36 Received: 11/11/22 14:10 Matrix: Water

Parameters	Results	Units	Report Limit	MDL	DF	Prepared	Analyzed	CAS No.	Qual
------------	---------	-------	--------------	-----	----	----------	----------	---------	------

9056 IC Anions

Analytical Method: EPA 9056
Pace Analytical Services - Indianapolis

Chloride	46.1	mg/L	2.5	0.67	10		11/21/22 03:24	16887-00-6	
Fluoride	0.14	mg/L	0.10	0.017	1		11/21/22 03:06	16984-48-8	
Sulfate	61.6	mg/L	2.5	0.85	10		11/21/22 03:24	14808-79-8	

6010 MET ICP

Analytical Method: EPA 6010 Preparation Method: EPA 3010
Pace Analytical Services - Indianapolis

Aluminum	ND	ug/L	200	55.4	1	11/23/22 09:06	11/26/22 15:12	7429-90-5	
Barium	61.1	ug/L	10.0	2.1	1	11/23/22 09:06	11/26/22 15:12	7440-39-3	
Boron	116	ug/L	100	37.6	1	11/23/22 09:06	11/26/22 15:12	7440-42-8	
Cadmium	ND	ug/L	2.0	0.66	1	11/23/22 09:06	11/26/22 15:12	7440-43-9	
Calcium	120000	ug/L	1000	163	1	11/23/22 09:06	11/26/22 15:12	7440-70-2	
Chromium	ND	ug/L	10.0	0.97	1	11/23/22 09:06	11/26/22 15:12	7440-47-3	
Iron	ND	ug/L	100	48.8	1	11/23/22 09:06	11/26/22 15:12	7439-89-6	
Lead	ND	ug/L	10.0	2.6	1	11/23/22 09:06	11/26/22 15:12	7439-92-1	
Lithium	ND	ug/L	20.0	6.2	1	11/23/22 09:06	11/26/22 15:12	7439-93-2	
Magnesium	30200	ug/L	1000	71.8	1	11/23/22 09:06	11/26/22 15:12	7439-95-4	
Manganese	ND	ug/L	10.0	2.5	1	11/23/22 09:06	11/26/22 15:12	7439-96-5	
Molybdenum	ND	ug/L	10.0	3.7	1	11/23/22 09:06	11/26/22 15:12	7439-98-7	
Potassium	1850	ug/L	1000	281	1	11/23/22 09:06	11/26/22 15:12	7440-09-7	
Silica	12000	ug/L	450		1	11/23/22 09:06	11/26/22 15:12	7631-86-9	N2
Sodium	29400	ug/L	1000	214	1	11/23/22 09:06	11/26/22 15:12	7440-23-5	

6010 MET ICP, Dissolved

Analytical Method: EPA 6010 Preparation Method: EPA 3010
Pace Analytical Services - Indianapolis

Iron, Dissolved	ND	ug/L	100	48.8	1	11/23/22 09:08	11/24/22 09:34	7439-89-6	
Manganese, Dissolved	ND	ug/L	10.0	2.5	1	11/23/22 09:08	11/24/22 09:34	7439-96-5	
Molybdenum, Dissolved	ND	ug/L	10.0	3.7	1	11/23/22 09:08	11/24/22 09:34	7439-98-7	

6020 MET ICPMS

Analytical Method: EPA 6020 Preparation Method: EPA 200.2
Pace Analytical Services - Indianapolis

Antimony	ND	ug/L	1.0	0.28	1	11/16/22 14:00	11/20/22 15:16	7440-36-0	
Arsenic	ND	ug/L	1.0	0.094	1	11/16/22 14:00	11/20/22 15:16	7440-38-2	
Cobalt	ND	ug/L	1.0	0.072	1	11/16/22 14:00	11/20/22 15:16	7440-48-4	
Selenium	ND	ug/L	1.0	0.57	1	11/16/22 14:00	11/20/22 15:16	7782-49-2	

2320B Alkalinity

Analytical Method: SM 2320B
Pace Analytical Services - Indianapolis

Alkalinity, Total as CaCO3	351	mg/L	10.0	10.0	1		11/14/22 11:52		
Alkalinity,Bicarbonate (CaCO3)	351	mg/L	10.0	10.0	1		11/14/22 11:52		
Alkalinity,Carbonate (CaCO3)	ND	mg/L	10.0	10.0	1		11/14/22 11:52		

2540C Total Dissolved Solids

Analytical Method: SM 2540C
Pace Analytical Services - Indianapolis

Total Dissolved Solids	537	mg/L	10.0	10.0	1		11/17/22 08:25		
------------------------	------------	------	------	------	---	--	----------------	--	--

REPORT OF LABORATORY ANALYSIS

This report shall not be reproduced, except in full,
without the written consent of Pace Analytical Services, LLC.

ANALYTICAL RESULTS

Project: Harding St Profile 1 Report 1

Pace Project No.: 50330895

Sample: MW-15S		Lab ID: 50330895001		Collected: 11/11/22 09:36	Received: 11/11/22 14:10	Matrix: Water				
Parameters	Results	Units	Report Limit	MDL	DF	Prepared	Analyzed	CAS No.	Qual	
4500H+ pH, Electrometric		Analytical Method: SM 4500-H+B Pace Analytical Services - Indianapolis								
pH at 25 Degrees C	7.3	Std. Units	0.10	0.10	1		11/14/22 11:48		H3	
4500S2D Sulfide Water		Analytical Method: SM 4500-S2-D Pace Analytical Services - Indianapolis								
Sulfide	ND	mg/L	0.10	0.025	1		11/16/22 12:26	18496-25-8		
Iron, Ferrous		Analytical Method: HACH 8146 Pace Analytical Services - Indianapolis								
Iron, Ferrous	ND	mg/L	0.20	0.096	1		11/16/22 21:16	15438-31-0	H3,N2	
353.2 Nitrogen, NO2/NO3 unpres		Analytical Method: EPA 353.2 Pace Analytical Services - Indianapolis								
Nitrogen, Nitrate	4.5	mg/L	0.10	0.011	1		11/11/22 19:03	14797-55-8		
Nitrogen, Nitrite	ND	mg/L	0.10	0.0040	1		11/11/22 19:03	14797-65-0		
365.1 Total Phosphorus		Analytical Method: EPA 365.1 Preparation Method: EPA 365.1 Pace Analytical Services - Indianapolis								
Phosphate as P04	ND	mg/L	0.15	0.15	1	11/17/22 11:30	11/19/22 19:38			
5310C TOC		Analytical Method: SM 5310C Pace Analytical Services - Indianapolis								
Total Organic Carbon	ND	mg/L	1.0	0.14	1		12/01/22 04:19	7440-44-0		
5310C Dissolved Organic Carbon		Analytical Method: SM 5310C Pace Analytical Services - Indianapolis								
Dissolved Organic Carbon	ND	mg/L	1.0	0.14	1		12/04/22 21:05			

REPORT OF LABORATORY ANALYSIS

This report shall not be reproduced, except in full,
without the written consent of Pace Analytical Services, LLC.

ANALYTICAL RESULTS

Project: Harding St Profile 1 Report 1

Pace Project No.: 50330895

Sample: Field Blank 1		Lab ID: 50330895002		Collected: 11/11/22 10:12	Received: 11/11/22 14:10	Matrix: Water				
Parameters	Results	Units	Report Limit	MDL	DF	Prepared	Analyzed	CAS No.	Qual	
9056 IC Anions		Analytical Method: EPA 9056 Pace Analytical Services - Indianapolis								
Chloride	ND	mg/L	0.25	0.067	1		11/21/22 03:41	16887-00-6		
Fluoride	ND	mg/L	0.10	0.017	1		11/21/22 03:41	16984-48-8		
Sulfate	ND	mg/L	0.25	0.085	1		11/21/22 03:41	14808-79-8		
6010 MET ICP		Analytical Method: EPA 6010 Preparation Method: EPA 3010 Pace Analytical Services - Indianapolis								
Aluminum	ND	ug/L	200	55.4	1	11/23/22 09:06	11/26/22 15:14	7429-90-5		
Barium	ND	ug/L	10.0	2.1	1	11/23/22 09:06	11/26/22 15:14	7440-39-3		
Boron	ND	ug/L	100	37.6	1	11/23/22 09:06	11/26/22 15:14	7440-42-8		
Cadmium	ND	ug/L	2.0	0.66	1	11/23/22 09:06	11/26/22 15:14	7440-43-9		
Calcium	ND	ug/L	1000	163	1	11/23/22 09:06	11/26/22 15:14	7440-70-2		
Chromium	ND	ug/L	10.0	0.97	1	11/23/22 09:06	11/26/22 15:14	7440-47-3		
Iron	ND	ug/L	100	48.8	1	11/23/22 09:06	11/26/22 15:14	7439-89-6		
Lead	ND	ug/L	10.0	2.6	1	11/23/22 09:06	11/26/22 15:14	7439-92-1		
Lithium	ND	ug/L	20.0	6.2	1	11/23/22 09:06	11/26/22 15:14	7439-93-2		
Magnesium	ND	ug/L	1000	71.8	1	11/23/22 09:06	11/26/22 15:14	7439-95-4		
Manganese	ND	ug/L	10.0	2.5	1	11/23/22 09:06	11/26/22 15:14	7439-96-5		
Molybdenum	ND	ug/L	10.0	3.7	1	11/23/22 09:06	11/26/22 15:14	7439-98-7		
Potassium	ND	ug/L	1000	281	1	11/23/22 09:06	11/26/22 15:14	7440-09-7		
Silica	ND	ug/L	450		1	11/23/22 09:06	11/26/22 15:14	7631-86-9	N2	
Sodium	ND	ug/L	1000	214	1	11/23/22 09:06	11/26/22 15:14	7440-23-5		
6020 MET ICPMS		Analytical Method: EPA 6020 Preparation Method: EPA 200.2 Pace Analytical Services - Indianapolis								
Antimony	ND	ug/L	1.0	0.28	1	11/16/22 14:00	11/20/22 15:19	7440-36-0		
Arsenic	ND	ug/L	1.0	0.094	1	11/16/22 14:00	11/20/22 15:19	7440-38-2		
Cobalt	ND	ug/L	1.0	0.072	1	11/16/22 14:00	11/20/22 15:19	7440-48-4		
Selenium	ND	ug/L	1.0	0.57	1	11/16/22 14:00	11/20/22 15:19	7782-49-2		
2320B Alkalinity		Analytical Method: SM 2320B Pace Analytical Services - Indianapolis								
Alkalinity, Total as CaCO3	ND	mg/L	10.0	10.0	1		11/14/22 16:44			
Alkalinity,Bicarbonate (CaCO3)	ND	mg/L	10.0	10.0	1		11/14/22 16:44			
Alkalinity,Carbonate (CaCO3)	ND	mg/L	10.0	10.0	1		11/14/22 16:44			
2540C Total Dissolved Solids		Analytical Method: SM 2540C Pace Analytical Services - Indianapolis								
Total Dissolved Solids	ND	mg/L	10.0	10.0	1		11/17/22 08:25		PL	
4500H+ pH, Electrometric		Analytical Method: SM 4500-H+B Pace Analytical Services - Indianapolis								
pH at 25 Degrees C	6.0	Std. Units	0.10	0.10	1		11/14/22 11:52		H3	

REPORT OF LABORATORY ANALYSIS

This report shall not be reproduced, except in full,
without the written consent of Pace Analytical Services, LLC.

ANALYTICAL RESULTS

Project: Harding St Profile 1 Report 1

Pace Project No.: 50330895

Sample: Field Blank 1		Lab ID: 50330895002		Collected: 11/11/22 10:12	Received: 11/11/22 14:10	Matrix: Water			
Parameters	Results	Units	Report Limit	MDL	DF	Prepared	Analyzed	CAS No.	Qual
4500S2D Sulfide Water									
Analytical Method: SM 4500-S2-D									
Pace Analytical Services - Indianapolis									
Sulfide	ND	mg/L	0.10	0.025	1		11/16/22 12:26	18496-25-8	
Iron, Ferrous									
Analytical Method: HACH 8146									
Pace Analytical Services - Indianapolis									
Iron, Ferrous	ND	mg/L	0.20	0.096	1		11/16/22 21:17	15438-31-0	H3,N2
353.2 Nitrogen, NO2/NO3 unpres									
Analytical Method: EPA 353.2									
Pace Analytical Services - Indianapolis									
Nitrogen, Nitrate	ND	mg/L	0.10	0.011	1		11/11/22 19:11	14797-55-8	
Nitrogen, Nitrite	ND	mg/L	0.10	0.0040	1		11/11/22 19:11	14797-65-0	
365.1 Total Phosphorus									
Analytical Method: EPA 365.1 Preparation Method: EPA 365.1									
Pace Analytical Services - Indianapolis									
Phosphate as P04	ND	mg/L	0.15	0.15	1	11/17/22 11:30	11/19/22 19:39		
5310C TOC									
Analytical Method: SM 5310C									
Pace Analytical Services - Indianapolis									
Total Organic Carbon	ND	mg/L	1.0	0.14	1		12/01/22 04:44	7440-44-0	

REPORT OF LABORATORY ANALYSIS

This report shall not be reproduced, except in full,
without the written consent of Pace Analytical Services, LLC.

ANALYTICAL RESULTS

Project: Harding St Profile 1 Report 1

Pace Project No.: 50330895

Sample: MW-5S **Lab ID: 50330895003** Collected: 11/11/22 12:26 Received: 11/11/22 14:10 Matrix: Water

Parameters	Results	Units	Report			Prepared	Analyzed	CAS No.	Qual
			Limit	MDL	DF				
9056 IC Anions									
Analytical Method: EPA 9056									
Pace Analytical Services - Indianapolis									
Chloride	144	mg/L	25.0	6.7	100		11/21/22 04:33	16887-00-6	
Fluoride	1.5	mg/L	0.10	0.017	1		11/21/22 03:58	16984-48-8	
Sulfate	227	mg/L	25.0	8.5	100		11/21/22 04:33	14808-79-8	
6010 MET ICP									
Analytical Method: EPA 6010 Preparation Method: EPA 3010									
Pace Analytical Services - Indianapolis									
Aluminum	ND	ug/L	200	55.4	1	11/23/22 09:06	11/26/22 15:16	7429-90-5	
Barium	37.8	ug/L	10.0	2.1	1	11/23/22 09:06	11/26/22 15:16	7440-39-3	
Boron	2240	ug/L	100	37.6	1	11/23/22 09:06	11/26/22 15:16	7440-42-8	
Cadmium	ND	ug/L	2.0	0.66	1	11/23/22 09:06	11/26/22 15:16	7440-43-9	
Calcium	197000	ug/L	1000	163	1	11/23/22 09:06	11/26/22 15:16	7440-70-2	
Chromium	ND	ug/L	10.0	0.97	1	11/23/22 09:06	11/26/22 15:16	7440-47-3	
Iron	ND	ug/L	100	48.8	1	11/23/22 09:06	11/26/22 15:16	7439-89-6	
Lead	ND	ug/L	10.0	2.6	1	11/23/22 09:06	11/26/22 15:16	7439-92-1	
Lithium	44.7	ug/L	20.0	6.2	1	11/23/22 09:06	11/26/22 15:16	7439-93-2	
Magnesium	50800	ug/L	1000	71.8	1	11/23/22 09:06	11/26/22 15:16	7439-95-4	
Manganese	928	ug/L	10.0	2.5	1	11/23/22 09:06	11/26/22 15:16	7439-96-5	
Molybdenum	92.1	ug/L	10.0	3.7	1	11/23/22 09:06	11/26/22 15:16	7439-98-7	
Potassium	8900	ug/L	1000	281	1	11/23/22 09:06	11/26/22 15:16	7440-09-7	
Silica	15500	ug/L	450		1	11/23/22 09:06	11/26/22 15:16	7631-86-9	N2
Sodium	164000	ug/L	1000	214	1	11/23/22 09:06	11/26/22 15:16	7440-23-5	
6010 MET ICP, Dissolved									
Analytical Method: EPA 6010 Preparation Method: EPA 3010									
Pace Analytical Services - Indianapolis									
Iron, Dissolved	ND	ug/L	100	48.8	1	11/23/22 09:08	11/24/22 09:36	7439-89-6	
Manganese, Dissolved	996	ug/L	10.0	2.5	1	11/23/22 09:08	11/24/22 09:36	7439-96-5	
Molybdenum, Dissolved	100	ug/L	10.0	3.7	1	11/23/22 09:08	11/24/22 09:36	7439-98-7	
6020 MET ICPMS									
Analytical Method: EPA 6020 Preparation Method: EPA 200.2									
Pace Analytical Services - Indianapolis									
Antimony	ND	ug/L	1.0	0.28	1	11/16/22 14:00	11/20/22 15:23	7440-36-0	
Arsenic	ND	ug/L	1.0	0.094	1	11/16/22 14:00	11/20/22 15:23	7440-38-2	
Cobalt	1.2	ug/L	1.0	0.072	1	11/16/22 14:00	11/20/22 15:23	7440-48-4	
Selenium	ND	ug/L	1.0	0.57	1	11/16/22 14:00	11/20/22 15:23	7782-49-2	
2320B Alkalinity									
Analytical Method: SM 2320B									
Pace Analytical Services - Indianapolis									
Alkalinity, Total as CaCO3	431	mg/L	10.0	10.0	1		11/14/22 16:44		
Alkalinity,Bicarbonate (CaCO3)	431	mg/L	10.0	10.0	1		11/14/22 16:44		
Alkalinity,Carbonate (CaCO3)	ND	mg/L	10.0	10.0	1		11/14/22 16:44		
2540C Total Dissolved Solids									
Analytical Method: SM 2540C									
Pace Analytical Services - Indianapolis									
Total Dissolved Solids	1320	mg/L	20.0	20.0	1		11/17/22 08:25		

REPORT OF LABORATORY ANALYSIS

This report shall not be reproduced, except in full,
without the written consent of Pace Analytical Services, LLC.

ANALYTICAL RESULTS

Project: Harding St Profile 1 Report 1

Pace Project No.: 50330895

Sample: MW-5S		Lab ID: 50330895003		Collected: 11/11/22 12:26	Received: 11/11/22 14:10	Matrix: Water			
Parameters	Results	Units	Report Limit	MDL	DF	Prepared	Analyzed	CAS No.	Qual
4500H+ pH, Electrometric		Analytical Method: SM 4500-H+B Pace Analytical Services - Indianapolis							
pH at 25 Degrees C	7.4	Std. Units	0.10	0.10	1		11/14/22 11:54		H3
4500S2D Sulfide Water		Analytical Method: SM 4500-S2-D Pace Analytical Services - Indianapolis							
Sulfide	ND	mg/L	0.10	0.025	1		11/16/22 12:26	18496-25-8	
Iron, Ferrous		Analytical Method: HACH 8146 Pace Analytical Services - Indianapolis							
Iron, Ferrous	ND	mg/L	0.20	0.096	1		11/16/22 21:17	15438-31-0	H3,N2
353.2 Nitrogen, NO2/NO3 unpres		Analytical Method: EPA 353.2 Pace Analytical Services - Indianapolis							
Nitrogen, Nitrate	ND	mg/L	0.10	0.011	1		11/11/22 19:14	14797-55-8	
Nitrogen, Nitrite	ND	mg/L	0.10	0.0040	1		11/11/22 19:14	14797-65-0	
365.1 Total Phosphorus		Analytical Method: EPA 365.1 Preparation Method: EPA 365.1 Pace Analytical Services - Indianapolis							
Phosphate as P04	ND	mg/L	0.15	0.15	1	11/17/22 11:30	11/19/22 19:39		
5310C TOC		Analytical Method: SM 5310C Pace Analytical Services - Indianapolis							
Total Organic Carbon	ND	mg/L	4.0	0.57	4		12/01/22 14:17	7440-44-0	D3
5310C Dissolved Organic Carbon		Analytical Method: SM 5310C Pace Analytical Services - Indianapolis							
Dissolved Organic Carbon	ND	mg/L	4.0	0.57	4		12/04/22 21:15		D3

REPORT OF LABORATORY ANALYSIS

This report shall not be reproduced, except in full,
without the written consent of Pace Analytical Services, LLC.

QUALITY CONTROL DATA

Project: Harding St Profile 1 Report 1

Pace Project No.: 50330895

QC Batch:	706170	Analysis Method:	EPA 9056
QC Batch Method:	EPA 9056	Analysis Description:	9056 IC Anions
		Laboratory:	Pace Analytical Services - Indianapolis

Associated Lab Samples: 50330895001, 50330895002, 50330895003

METHOD BLANK: 3246456 Matrix: Water

Associated Lab Samples: 50330895001, 50330895002, 50330895003

Parameter	Units	Blank Result	Reporting Limit	MDL	Analyzed	Qualifiers
Chloride	mg/L	ND	0.25	0.067	11/20/22 17:34	
Fluoride	mg/L	ND	0.10	0.017	11/20/22 17:34	
Sulfate	mg/L	ND	0.25	0.085	11/20/22 17:34	

LABORATORY CONTROL SAMPLE: 3246457

Parameter	Units	Spike Conc.	LCS Result	LCS % Rec	% Rec Limits	Qualifiers
Chloride	mg/L	1.2	1.2	94	80-120	
Fluoride	mg/L	0.5	0.52	104	80-120	
Sulfate	mg/L	2.5	2.5	100	80-120	

MATRIX SPIKE & MATRIX SPIKE DUPLICATE: 3246458 3246459

Parameter	Units	50330760001		3246458		3246459		% Rec	% Rec	% Rec Limits	RPD	Max RPD	Qual
		MS Result	MSD Result	MS Spike Conc.	MSD Spike Conc.	MS Result	MSD Result						
Chloride	mg/L	147	125	125	257	261	87	91	80-120	2	15		
Fluoride	mg/L	0.44	0.5	0.5	0.97	0.97	105	105	80-120	0	15		
Sulfate	mg/L	80.9	25	25	103	103	90	89	80-120	0	15		

Results presented on this page are in the units indicated by the "Units" column except where an alternate unit is presented to the right of the result.

REPORT OF LABORATORY ANALYSIS

This report shall not be reproduced, except in full,
without the written consent of Pace Analytical Services, LLC.

QUALITY CONTROL DATA

Project: Harding St Profile 1 Report 1

Pace Project No.: 50330895

MATRIX SPIKE & MATRIX SPIKE DUPLICATE: 3248523 3248524														
Parameter	Units	50330814001		MS	MSD	3248524		% Rec	% Rec	% Rec	Limits	RPD	Max RPD	Qual
		Result	Conc.	Spike Conc.	Spike Conc.	MS Result	MSD Result							
Aluminum	ug/L	ND	10000	10000	10000	10700	109	106	75-125	3	20			
Barium	ug/L	46.2	1000	1000	1080	1060	103	101	75-125	2	20			
Boron	ug/L	10800	1000	1000	12800	12300	194	142	75-125	4	20	P6		
Cadmium	ug/L	ND	1000	1000	1040	1010	104	101	75-125	3	20			
Calcium	ug/L	442000	10000	10000	460000	453000	186	114	75-125	2	20	P6		
Chromium	ug/L	ND	1000	1000	1060	1030	106	103	75-125	3	20			
Iron	ug/L	5730	10000	10000	15800	15400	101	96	75-125	3	20			
Lead	ug/L	ND	1000	1000	931	908	93	91	75-125	3	20			
Lithium	ug/L	ND	1000	1000	1070	1050	105	103	75-125	2	20			
Magnesium	ug/L	27200	10000	10000	38400	37300	112	101	75-125	3	20			
Manganese	ug/L	1490	1000	1000	2560	2480	107	99	75-125	3	20			
Molybdenum	ug/L	151	1000	1000	1240	1210	109	105	75-125	3	20			
Potassium	ug/L	7580	10000	10000	19000	18400	114	109	75-125	3	20			
Silica	ug/L	8680	10700	10700	20100	19300	106	100	75-125	4	20	N2		
Sodium	ug/L	37400	10000	10000	50600	48700	132	113	75-125	4	20	M0		

Results presented on this page are in the units indicated by the "Units" column except where an alternate unit is presented to the right of the result.

REPORT OF LABORATORY ANALYSIS

This report shall not be reproduced, except in full,
without the written consent of Pace Analytical Services, LLC.

QUALITY CONTROL DATA

Project: Harding St Profile 1 Report 1

Pace Project No.: 50330895

QC Batch:	706289	Analysis Method:	EPA 6010
QC Batch Method:	EPA 3010	Analysis Description:	6010 MET Dissolved
		Laboratory:	Pace Analytical Services - Indianapolis

Associated Lab Samples: 50330895001, 50330895003

METHOD BLANK: 3246911 Matrix: Water

Associated Lab Samples: 50330895001, 50330895003

Parameter	Units	Blank Result	Reporting Limit	MDL	Analyzed	Qualifiers
Iron, Dissolved	ug/L	ND	100	48.8	11/24/22 09:30	
Manganese, Dissolved	ug/L	ND	10.0	2.5	11/24/22 09:30	
Molybdenum, Dissolved	ug/L	ND	10.0	3.7	11/24/22 09:30	

LABORATORY CONTROL SAMPLE: 3246912

Parameter	Units	Spike Conc.	LCS Result	LCS % Rec	% Rec Limits	Qualifiers
Iron, Dissolved	ug/L	10000	10700	107	80-120	
Manganese, Dissolved	ug/L	1000	1050	105	80-120	
Molybdenum, Dissolved	ug/L	1000	1130	113	80-120	

MATRIX SPIKE & MATRIX SPIKE DUPLICATE: 3246913 3246914

Parameter	Units	50330814001		3246913		3246914		% Rec Limits	RPD	Max RPD	Qual
		Result	MS Spike Conc.	MSD Spike Conc.	MS Result	MSD Result	MS % Rec				
Iron, Dissolved	ug/L	ND	10000	10000	10400	9940	104	99	75-125	5	20
Manganese, Dissolved	ug/L	75.0	1000	1000	1090	1040	102	96	75-125	5	20
Molybdenum, Dissolved	ug/L	28.4	1000	1000	1140	1090	111	106	75-125	5	20

Results presented on this page are in the units indicated by the "Units" column except where an alternate unit is presented to the right of the result.

REPORT OF LABORATORY ANALYSIS

This report shall not be reproduced, except in full,
without the written consent of Pace Analytical Services, LLC.

QUALITY CONTROL DATA

Project: Harding St Profile 1 Report 1

Pace Project No.: 50330895

QC Batch:	706628	Analysis Method:	EPA 6020
QC Batch Method:	EPA 200.2	Analysis Description:	6020 MET
		Laboratory:	Pace Analytical Services - Indianapolis

Associated Lab Samples: 50330895001, 50330895002, 50330895003

METHOD BLANK: 3248253 Matrix: Water

Associated Lab Samples: 50330895001, 50330895002, 50330895003

Parameter	Units	Blank Result	Reporting Limit	MDL	Analyzed	Qualifiers
Antimony	ug/L	ND	1.0	0.28	11/20/22 15:01	
Arsenic	ug/L	ND	1.0	0.094	11/20/22 15:01	
Cobalt	ug/L	ND	1.0	0.072	11/20/22 15:01	
Selenium	ug/L	ND	1.0	0.57	11/20/22 15:01	

LABORATORY CONTROL SAMPLE: 3248254

Parameter	Units	Spike Conc.	LCS Result	LCS % Rec	% Rec Limits	Qualifiers
Antimony	ug/L	40	40.6	102	80-120	
Arsenic	ug/L	40	37.1	93	80-120	
Cobalt	ug/L	40	40.8	102	80-120	
Selenium	ug/L	40	39.4	98	80-120	

MATRIX SPIKE & MATRIX SPIKE DUPLICATE: 3248255 3248256

Parameter	Units	MS		MSD		MS % Rec	MSD % Rec	% Rec Limits	RPD	Max RPD	Qual
		50330998002	Spike Conc.	Spike Conc.	Result						
Antimony	ug/L	ND	40	40	41.5	41.6	103	104	75-125	0	20
Arsenic	ug/L	ND	40	40	37.3	37.2	93	92	75-125	0	20
Cobalt	ug/L	3.2	40	40	41.1	41.3	95	95	75-125	1	20
Selenium	ug/L	ND	40	40	39.5	39.0	98	97	75-125	1	20

Results presented on this page are in the units indicated by the "Units" column except where an alternate unit is presented to the right of the result.

REPORT OF LABORATORY ANALYSIS

This report shall not be reproduced, except in full,
without the written consent of Pace Analytical Services, LLC.

QUALITY CONTROL DATA

Project: Harding St Profile 1 Report 1

Pace Project No.: 50330895

QC Batch: 706111

Analysis Method: SM 2320B

QC Batch Method: SM 2320B

Analysis Description: 2320B Alkalinity

Laboratory: Pace Analytical Services - Indianapolis

Associated Lab Samples: 50330895001

METHOD BLANK: 3246269

Matrix: Water

Associated Lab Samples: 50330895001

Parameter	Units	Blank Result	Reporting Limit	MDL	Analyzed	Qualifiers
Alkalinity, Total as CaCO ₃	mg/L	ND	10.0	10.0	11/14/22 11:52	
Alkalinity,Bicarbonate (CaCO ₃)	mg/L	ND	10.0	10.0	11/14/22 11:52	
Alkalinity,Carbonate (CaCO ₃)	mg/L	ND	10.0	10.0	11/14/22 11:52	

LABORATORY CONTROL SAMPLE: 3246270

Parameter	Units	Spike Conc.	LCS Result	LCS % Rec	% Rec Limits	Qualifiers
Alkalinity, Total as CaCO ₃	mg/L	50	51.3	103	90-110	

SAMPLE DUPLICATE: 3246271

Parameter	Units	50330894002 Result	Dup Result	RPD	Max RPD	Qualifiers
Alkalinity, Total as CaCO ₃	mg/L	139	143	3	20	
Alkalinity,Bicarbonate (CaCO ₃)	mg/L	139	143	3	20	
Alkalinity,Carbonate (CaCO ₃)	mg/L	<10.0	ND		20	

SAMPLE DUPLICATE: 3246272

Parameter	Units	50330894019 Result	Dup Result	RPD	Max RPD	Qualifiers
Alkalinity, Total as CaCO ₃	mg/L	118	120	2	20	
Alkalinity,Bicarbonate (CaCO ₃)	mg/L	118	120	2	20	
Alkalinity,Carbonate (CaCO ₃)	mg/L	<10.0	ND		20	

Results presented on this page are in the units indicated by the "Units" column except where an alternate unit is presented to the right of the result.

REPORT OF LABORATORY ANALYSIS

This report shall not be reproduced, except in full,
without the written consent of Pace Analytical Services, LLC.

QUALITY CONTROL DATA

Project: Harding St Profile 1 Report 1

Pace Project No.: 50330895

QC Batch:	706130	Analysis Method:	SM 2320B
QC Batch Method:	SM 2320B	Analysis Description:	2320B Alkalinity
		Laboratory:	Pace Analytical Services - Indianapolis

Associated Lab Samples: 50330895002, 50330895003

METHOD BLANK:	3246328	Matrix:	Water
Associated Lab Samples:	50330895002, 50330895003		

Parameter	Units	Blank Result	Reporting Limit	MDL	Analyzed	Qualifiers
Alkalinity, Total as CaCO3	mg/L	ND	10.0	10.0	11/14/22 16:44	
Alkalinity,Bicarbonate (CaCO3)	mg/L	ND	10.0	10.0	11/14/22 16:44	
Alkalinity,Carbonate (CaCO3)	mg/L	ND	10.0	10.0	11/14/22 16:44	

LABORATORY CONTROL SAMPLE:	3246329					
Parameter	Units	Spike Conc.	LCS Result	LCS % Rec	% Rec Limits	Qualifiers
Alkalinity, Total as CaCO3	mg/L	50	47.7	95	90-110	

SAMPLE DUPLICATE:	3246330					
Parameter	Units	50330909005 Result	Dup Result	RPD	Max RPD	Qualifiers
Alkalinity, Total as CaCO3	mg/L	522	532	2	20	
Alkalinity,Bicarbonate (CaCO3)	mg/L	522	532	2	20	
Alkalinity,Carbonate (CaCO3)	mg/L	ND	ND		20	

SAMPLE DUPLICATE:	3246331					
Parameter	Units	50330909007 Result	Dup Result	RPD	Max RPD	Qualifiers
Alkalinity, Total as CaCO3	mg/L	441	450	2	20	
Alkalinity,Bicarbonate (CaCO3)	mg/L	441	450	2	20	
Alkalinity,Carbonate (CaCO3)	mg/L	ND	ND		20	

Results presented on this page are in the units indicated by the "Units" column except where an alternate unit is presented to the right of the result.

REPORT OF LABORATORY ANALYSIS

This report shall not be reproduced, except in full,
without the written consent of Pace Analytical Services, LLC.

QUALITY CONTROL DATA

Project: Harding St Profile 1 Report 1

Pace Project No.: 50330895

QC Batch: 706850

Analysis Method: SM 2540C

QC Batch Method: SM 2540C

Analysis Description: 2540C Total Dissolved Solids

Laboratory: Pace Analytical Services - Indianapolis

Associated Lab Samples: 50330895001, 50330895002, 50330895003

METHOD BLANK: 3249316

Matrix: Water

Associated Lab Samples: 50330895001, 50330895002, 50330895003

Parameter	Units	Blank Result	Reporting Limit	MDL	Analyzed	Qualifiers
Total Dissolved Solids	mg/L	ND	10.0	10.0	11/17/22 08:21	

LABORATORY CONTROL SAMPLE: 3249317

Parameter	Units	Spike Conc.	LCS Result	LCS % Rec	% Rec Limits	Qualifiers
Total Dissolved Solids	mg/L	300	296	99	80-120	

SAMPLE DUPLICATE: 3249318

Parameter	Units	50330952015 Result	Dup Result	RPD	Max RPD	Qualifiers
Total Dissolved Solids	mg/L	2630	2650	1	10	

SAMPLE DUPLICATE: 3249319

Parameter	Units	50330899001 Result	Dup Result	RPD	Max RPD	Qualifiers
Total Dissolved Solids	mg/L	663	657	1	10	

Results presented on this page are in the units indicated by the "Units" column except where an alternate unit is presented to the right of the result.

REPORT OF LABORATORY ANALYSIS

This report shall not be reproduced, except in full,
without the written consent of Pace Analytical Services, LLC.

QUALITY CONTROL DATA

Project: Harding St Profile 1 Report 1

Pace Project No.: 50330895

QC Batch: 706154

Analysis Method: SM 4500-H+B

QC Batch Method: SM 4500-H+B

Analysis Description: 4500H+B pH

Laboratory: Pace Analytical Services - Indianapolis

Associated Lab Samples: 50330895001, 50330895002, 50330895003

SAMPLE DUPLICATE: 3246418

Parameter	Units	50331003001 Result	Dup Result	RPD	Max RPD	Qualifiers
pH at 25 Degrees C	Std. Units	7.2	7.4	2	2	H3

SAMPLE DUPLICATE: 3246419

Parameter	Units	50330367002 Result	Dup Result	RPD	Max RPD	Qualifiers
pH at 25 Degrees C	Std. Units	7.3	7.3	0	2	H3

Results presented on this page are in the units indicated by the "Units" column except where an alternate unit is presented to the right of the result.

REPORT OF LABORATORY ANALYSIS

This report shall not be reproduced, except in full,
without the written consent of Pace Analytical Services, LLC.

QUALITY CONTROL DATA

Project: Harding St Profile 1 Report 1

Pace Project No.: 50330895

QC Batch:	706621	Analysis Method:	SM 4500-S2-D
QC Batch Method:	SM 4500-S2-D	Analysis Description:	4500S2D Sulfide Water
		Laboratory:	Pace Analytical Services - Indianapolis
Associated Lab Samples:	50330895001, 50330895002, 50330895003		

METHOD BLANK: 3248228 Matrix: Water
Associated Lab Samples: 50330895001, 50330895002, 50330895003

Parameter	Units	Blank Result	Reporting Limit	MDL	Analyzed	Qualifiers
Sulfide	mg/L	ND	0.10	0.025	11/16/22 12:26	

LABORATORY CONTROL SAMPLE: 3248229

Parameter	Units	Spike Conc.	LCS Result	LCS % Rec	% Rec Limits	Qualifiers
Sulfide	mg/L	0.5	0.54	109	90-110	

MATRIX SPIKE & MATRIX SPIKE DUPLICATE: 3248230 3248231

Parameter	Units	50330818001 Result	MS Spike Conc.	MSD Spike Conc.	MS Result	MSD Result	MS % Rec	MSD % Rec	% Rec Limits	RPD	Max RPD	Qual
Sulfide	mg/L	<0.20	0.5	0.5	0.48	0.45	97	90	90-110	8	20	

MATRIX SPIKE SAMPLE: 3248232

Parameter	Units	50330959010 Result	Spike Conc.	MS Result	MS % Rec	% Rec Limits	Qualifiers
Sulfide	mg/L	ND	0.5	0.51	101	90-110	

Results presented on this page are in the units indicated by the "Units" column except where an alternate unit is presented to the right of the result.

REPORT OF LABORATORY ANALYSIS

This report shall not be reproduced, except in full,
without the written consent of Pace Analytical Services, LLC.

QUALITY CONTROL DATA

Project: Harding St Profile 1 Report 1

Pace Project No.: 50330895

QC Batch:	706810	Analysis Method:	HACH 8146
QC Batch Method:	HACH 8146	Analysis Description:	Iron, Ferrous
		Laboratory:	Pace Analytical Services - Indianapolis
Associated Lab Samples:	50330895001, 50330895002, 50330895003		

METHOD BLANK: 3249207 Matrix: Water

Associated Lab Samples: 50330895001, 50330895002, 50330895003

Parameter	Units	Blank Result	Reporting Limit	MDL	Analyzed	Qualifiers
Iron, Ferrous	mg/L	ND	0.20	0.096	11/16/22 21:11	H3,N2

LABORATORY CONTROL SAMPLE: 3249208

Parameter	Units	Spike Conc.	LCS Result	LCS % Rec	% Rec Limits	Qualifiers
Iron, Ferrous	mg/L	1	0.98	98	90-110	H3,N2

MATRIX SPIKE & MATRIX SPIKE DUPLICATE: 3249209 3249210

Parameter	Units	50330760001		3249210		MS % Rec	MSD % Rec	% Rec Limits	RPD	Max RPD	Qual	
		MS Spike Conc.	MSD Spike Conc.	MS Result	MSD Result							
Iron, Ferrous	mg/L	ND	1	1	1.0	0.93	104	93	90-110	11	20	H3,N2

MATRIX SPIKE SAMPLE: 3249211

Parameter	Units	50330814003 Result	Spike Conc.	MS Result	MS % Rec	% Rec Limits	Qualifiers
Iron, Ferrous	mg/L	ND	1	0.99	99	90-110	H3,N2

Results presented on this page are in the units indicated by the "Units" column except where an alternate unit is presented to the right of the result.

REPORT OF LABORATORY ANALYSIS

This report shall not be reproduced, except in full,
without the written consent of Pace Analytical Services, LLC.

QUALITY CONTROL DATA

Project: Harding St Profile 1 Report 1

Pace Project No.: 50330895

QC Batch:	705907	Analysis Method:	EPA 353.2
QC Batch Method:	EPA 353.2	Analysis Description:	353.2 Nitrate + Nitrite, Unpres.
		Laboratory:	Pace Analytical Services - Indianapolis
Associated Lab Samples:	50330895001, 50330895002, 50330895003		

METHOD BLANK: 3245198 Matrix: Water

Associated Lab Samples: 50330895001, 50330895002, 50330895003

Parameter	Units	Blank Result	Reporting Limit	MDL	Analyzed	Qualifiers
Nitrogen, Nitrate	mg/L	ND	0.10	0.011	11/11/22 18:26	
Nitrogen, Nitrite	mg/L	ND	0.10	0.0040	11/11/22 18:26	

LABORATORY CONTROL SAMPLE: 3245199

Parameter	Units	Spike Conc.	LCS Result	LCS % Rec	% Rec Limits	Qualifiers
Nitrogen, Nitrate	mg/L	1	0.93	93	90-110	
Nitrogen, Nitrite	mg/L	1	1.0	104	90-110	

MATRIX SPIKE & MATRIX SPIKE DUPLICATE: 3245200 3245201

Parameter	Units	50330801005		3245201		MS % Rec	MSD % Rec	% Rec Limits	RPD	Max RPD	Qual
		MS Spike Conc.	MSD Spike Conc.	MS Result	MSD Result						
Nitrogen, Nitrate	mg/L	ND	1	1	0.88	0.88	88	88	90-110	0	20
Nitrogen, Nitrite	mg/L	ND	1	1	0.99	0.99	99	99	90-110	0	20

MATRIX SPIKE SAMPLE: 3245202

Parameter	Units	50330804013 Result	Spike Conc.	MS Result	MS % Rec	% Rec Limits	Qualifiers
Nitrogen, Nitrate	mg/L	0.67	1	1.6	98	90-110	
Nitrogen, Nitrite	mg/L	ND	1	1.1	102	90-110	

Results presented on this page are in the units indicated by the "Units" column except where an alternate unit is presented to the right of the result.

REPORT OF LABORATORY ANALYSIS

This report shall not be reproduced, except in full,
without the written consent of Pace Analytical Services, LLC.

QUALITY CONTROL DATA

Project: Harding St Profile 1 Report 1

Pace Project No.: 50330895

QC Batch:	706859	Analysis Method:	EPA 365.1
QC Batch Method:	EPA 365.1	Analysis Description:	365.1 Total Phosphorus
		Laboratory:	Pace Analytical Services - Indianapolis

Associated Lab Samples: 50330895001, 50330895002, 50330895003

METHOD BLANK: 3249347 Matrix: Water

Associated Lab Samples: 50330895001, 50330895002, 50330895003

Parameter	Units	Blank Result	Reporting Limit	MDL	Analyzed	Qualifiers
Phosphate as P04	mg/L	ND	0.15	0.15	11/19/22 18:56	

LABORATORY CONTROL SAMPLE: 3249348

Parameter	Units	Spike Conc.	LCS Result	LCS % Rec	% Rec Limits	Qualifiers
Phosphate as P04	mg/L		1.5			

MATRIX SPIKE & MATRIX SPIKE DUPLICATE: 3249349 3249350

Parameter	Units	50330879001		50330879002		% Rec	% Rec	% Rec Limits	RPD	Max RPD	Qual
		MS Spike Conc.	MSD Spike Conc.	MS Result	MSD Result						
Phosphate as P04	mg/L	0.66		2.0	2.1				3		

Results presented on this page are in the units indicated by the "Units" column except where an alternate unit is presented to the right of the result.

REPORT OF LABORATORY ANALYSIS

This report shall not be reproduced, except in full,
without the written consent of Pace Analytical Services, LLC.

QUALITY CONTROL DATA

Project: Harding St Profile 1 Report 1

Pace Project No.: 50330895

QC Batch:	708651	Analysis Method:	SM 5310C
QC Batch Method:	SM 5310C	Analysis Description:	5310C Total Organic Carbon
		Laboratory:	Pace Analytical Services - Indianapolis

Associated Lab Samples: 50330895001, 50330895002, 50330895003

METHOD BLANK: 3256972 Matrix: Water

Associated Lab Samples: 50330895001, 50330895002, 50330895003

Parameter	Units	Blank Result	Reporting Limit	MDL	Analyzed	Qualifiers
Total Organic Carbon	mg/L	ND	1.0	0.14	11/30/22 18:46	

LABORATORY CONTROL SAMPLE: 3256973

Parameter	Units	Spike Conc.	LCS Result	LCS % Rec	% Rec Limits	Qualifiers
Total Organic Carbon	mg/L	10	9.9	99	90-110	

MATRIX SPIKE & MATRIX SPIKE DUPLICATE: 3256974 3256975

Parameter	Units	50330817022		3256975		MS % Rec	MSD % Rec	% Rec Limits	RPD	Max RPD	Qual
		MS Result	MSD Spike Conc.	MS Result	MSD Spike Conc.						
Total Organic Carbon	mg/L	4.1	10	13.8	13.9	97	98	80-120	1	20	

MATRIX SPIKE SAMPLE: 3256976

Parameter	Units	50330888001 Result	Spike Conc.	MS Result	MS % Rec	% Rec Limits	Qualifiers
Total Organic Carbon	mg/L	ND	10	10.7	97	80-120	

Results presented on this page are in the units indicated by the "Units" column except where an alternate unit is presented to the right of the result.

REPORT OF LABORATORY ANALYSIS

This report shall not be reproduced, except in full,
without the written consent of Pace Analytical Services, LLC.

QUALITY CONTROL DATA

Project: Harding St Profile 1 Report 1

Pace Project No.: 50330895

QC Batch: 708848	Analysis Method: SM 5310C
QC Batch Method: SM 5310C	Analysis Description: 5310C Dissolved Organic Carbon
	Laboratory: Pace Analytical Services - Indianapolis

Associated Lab Samples: 50330895001, 50330895003

METHOD BLANK: 3257788 Matrix: Water

Associated Lab Samples: 50330895001, 50330895003

Parameter	Units	Blank Result	Reporting Limit	MDL	Analyzed	Qualifiers
Dissolved Organic Carbon	mg/L	ND	1.0	0.14	12/04/22 17:22	

LABORATORY CONTROL SAMPLE: 3257789

Parameter	Units	Spike Conc.	LCS Result	LCS % Rec	% Rec Limits	Qualifiers
Dissolved Organic Carbon	mg/L	10	9.9	99	90-110	

MATRIX SPIKE & MATRIX SPIKE DUPLICATE: 3257790 3257791

Parameter	Units	50331240005		3257790		3257791		% Rec Limits	RPD	Max RPD	Qual	
		MS Result	MSD Spike Conc.	MS Result	MSD Spike Conc.	MS Result	MSD Spike Conc.					
Dissolved Organic Carbon	mg/L	1.9	10	10	10	11.6	11.6	97	97	80-120	0	20

MATRIX SPIKE SAMPLE: 3259903

Parameter	Units	50330899003 Result	Spike Conc.	MS Result	MS % Rec	% Rec Limits	Qualifiers
Dissolved Organic Carbon	mg/L	2.5	10	12.2	97	80-120	

Results presented on this page are in the units indicated by the "Units" column except where an alternate unit is presented to the right of the result.

REPORT OF LABORATORY ANALYSIS

This report shall not be reproduced, except in full,
without the written consent of Pace Analytical Services, LLC.

ANALYTICAL RESULTS - RADIOCHEMISTRY

Project: Harding St Profile 1 Report 1

Pace Project No.: 50330895

Sample: MW-15S **Lab ID: 50330895001** Collected: 11/11/22 09:36 Received: 11/11/22 14:10 Matrix: Water
PWS: Site ID: Sample Type:

Parameters	Method	Act ± Unc (MDC) Carr Trac	Units	Analyzed	CAS No.	Qual
	Pace Analytical Services - Greensburg					
Radium-226	EPA 903.1	-0.172 ± 0.413 (1.03) C:NA T:93%	pCi/L	12/04/22 16:18	13982-63-3	
	Pace Analytical Services - Greensburg					
Radium-228	EPA 904.0	1.05 ± 0.439 (0.726) C:84% T:87%	pCi/L	12/06/22 12:18	15262-20-1	
	Pace Analytical Services - Greensburg					
Total Radium	Total Radium Calculation	1.05 ± 0.852 (1.76)	pCi/L	12/07/22 13:37	7440-14-4	

REPORT OF LABORATORY ANALYSIS

This report shall not be reproduced, except in full,
without the written consent of Pace Analytical Services, LLC.

ANALYTICAL RESULTS - RADIOCHEMISTRY

Project: Harding St Profile 1 Report 1

Pace Project No.: 50330895

Parameters	Method	Act ± Unc (MDC) Carr Trac	Units	Analyzed	CAS No.	Qual
Sample: Field Blank 1 Lab ID: 50330895002 Collected: 11/11/22 10:12 Received: 11/11/22 14:10 Matrix: Water PWS: Site ID: Sample Type:						
Pace Analytical Services - Greensburg						
Radium-226	EPA 903.1	0.260 ± 0.450 (0.805) C:NA T:87%	pCi/L	12/04/22 16:18	13982-63-3	
Pace Analytical Services - Greensburg						
Radium-228	EPA 904.0	0.420 ± 0.383 (0.783) C:82% T:82%	pCi/L	12/06/22 12:18	15262-20-1	
Pace Analytical Services - Greensburg						
Total Radium	Total Radium Calculation	0.680 ± 0.833 (1.59)	pCi/L	12/07/22 13:37	7440-14-4	

REPORT OF LABORATORY ANALYSIS

This report shall not be reproduced, except in full,
without the written consent of Pace Analytical Services, LLC.

ANALYTICAL RESULTS - RADIOCHEMISTRY

Project: Harding St Profile 1 Report 1

Pace Project No.: 50330895

Sample: MW-5S **Lab ID: 50330895003** Collected: 11/11/22 12:26 Received: 11/11/22 14:10 Matrix: Water
PWS: Site ID: Sample Type:

Parameters	Method	Act ± Unc (MDC) Carr Trac	Units	Analyzed	CAS No.	Qual
	Pace Analytical Services - Greensburg					
Radium-226	EPA 903.1	0.299 ± 0.508 (0.897) C:NA T:98%	pCi/L	12/04/22 16:18	13982-63-3	
	Pace Analytical Services - Greensburg					
Radium-228	EPA 904.0	1.04 ± 0.411 (0.653) C:85% T:90%	pCi/L	12/06/22 12:18	15262-20-1	
	Pace Analytical Services - Greensburg					
Total Radium	Total Radium Calculation	1.34 ± 0.919 (1.55)	pCi/L	12/07/22 13:37	7440-14-4	

REPORT OF LABORATORY ANALYSIS

This report shall not be reproduced, except in full,
without the written consent of Pace Analytical Services, LLC.

QUALITY CONTROL - RADIOCHEMISTRY

Project: Harding St Profile 1 Report 1

Pace Project No.: 50330895

QC Batch: 546865

Analysis Method: EPA 903.1

QC Batch Method: EPA 903.1

Analysis Description: 903.1 Radium-226

Laboratory: Pace Analytical Services - Greensburg

Associated Lab Samples: 50330895001, 50330895002, 50330895003

METHOD BLANK: 2655905

Matrix: Water

Associated Lab Samples: 50330895001, 50330895002, 50330895003

Parameter	Act ± Unc (MDC) Carr Trac	Units	Analyzed	Qualifiers
Radium-226	-0.151 ± 0.345 (0.701) C:NA T:85%	pCi/L	12/04/22 15:42	

Results presented on this page are in the units indicated by the "Units" column except where an alternate unit is presented to the right of the result.

REPORT OF LABORATORY ANALYSIS

This report shall not be reproduced, except in full,
without the written consent of Pace Analytical Services, LLC.

QUALITY CONTROL - RADIOCHEMISTRY

Project: Harding St Profile 1 Report 1

Pace Project No.: 50330895

QC Batch: 546867

Analysis Method: EPA 904.0

QC Batch Method: EPA 904.0

Analysis Description: 904.0 Radium 228

Laboratory: Pace Analytical Services - Greensburg

Associated Lab Samples: 50330895001, 50330895002, 50330895003

METHOD BLANK: 2655911

Matrix: Water

Associated Lab Samples: 50330895001, 50330895002, 50330895003

Parameter	Act ± Unc (MDC) Carr Trac	Units	Analyzed	Qualifiers
Radium-228	0.0317 ± 0.200 (0.464) C:87% T:94%	pCi/L	12/06/22 12:16	

Results presented on this page are in the units indicated by the "Units" column except where an alternate unit is presented to the right of the result.

REPORT OF LABORATORY ANALYSIS

This report shall not be reproduced, except in full,
without the written consent of Pace Analytical Services, LLC.

QUALIFIERS

Project: Harding St Profile 1 Report 1

Pace Project No.: 50330895

DEFINITIONS

DF - Dilution Factor, if reported, represents the factor applied to the reported data due to dilution of the sample aliquot.

ND - Not Detected at or above adjusted reporting limit.

TNTC - Too Numerous To Count

J - Estimated concentration above the adjusted method detection limit and below the adjusted reporting limit.

MDL - Adjusted Method Detection Limit.

PQL - Practical Quantitation Limit.

RL - Reporting Limit - The lowest concentration value that meets project requirements for quantitative data with known precision and bias for a specific analyte in a specific matrix.

S - Surrogate

1,2-Diphenylhydrazine decomposes to and cannot be separated from Azobenzene using Method 8270. The result for each analyte is a combined concentration.

Consistent with EPA guidelines, unrounded data are displayed and have been used to calculate % recovery and RPD values.

LCS(D) - Laboratory Control Sample (Duplicate)

MS(D) - Matrix Spike (Duplicate)

DUP - Sample Duplicate

RPD - Relative Percent Difference

NC - Not Calculable.

SG - Silica Gel - Clean-Up

U - Indicates the compound was analyzed for, but not detected.

N-Nitrosodiphenylamine decomposes and cannot be separated from Diphenylamine using Method 8270. The result reported for each analyte is a combined concentration.

Reported results are not rounded until the final step prior to reporting. Therefore, calculated parameters that are typically reported as "Total" may vary slightly from the sum of the reported component parameters.

Act - Activity

Unc - Uncertainty: SDWA = 1.96 sigma count uncertainty, all other matrices = Expanded Uncertainty (95% confidence interval).

Gamma Spec = Expanded Uncertainty (95.4% Confidence Interval)

(MDC) - Minimum Detectable Concentration

Trac - Tracer Recovery (%)

Carr - Carrier Recovery (%)

Pace Analytical is TNI accredited. Contact your Pace PM for the current list of accredited analytes.

TNI - The NELAC Institute.

ANALYTE QUALIFIERS

D3 Sample was diluted due to the presence of high levels of non-target analytes or other matrix interference.

H3 Sample was received or analysis requested beyond the recognized method holding time.

M0 Matrix spike recovery and/or matrix spike duplicate recovery was outside laboratory control limits.

N2 The lab does not hold NELAC/TNI accreditation for this parameter but other accreditations/certifications may apply. A complete list of accreditations/certifications is available upon request.

P6 Matrix spike recovery was outside laboratory control limits due to a parent sample concentration notably higher than the spike level.

PL The minimum mass of dried residue of 2.5 mg could not be obtained using the routine sample volume of 100 mL.

REPORT OF LABORATORY ANALYSIS

This report shall not be reproduced, except in full,
without the written consent of Pace Analytical Services, LLC.

QUALITY CONTROL DATA CROSS REFERENCE TABLE

Project: Harding St Profile 1 Report 1

Pace Project No.: 50330895

Lab ID	Sample ID	QC Batch Method	QC Batch	Analytical Method	Analytical Batch
50330895001	MW-15S	EPA 9056	706170		
50330895002	Field Blank 1	EPA 9056	706170		
50330895003	MW-5S	EPA 9056	706170		
50330895001	MW-15S	EPA 3010	706697	EPA 6010	708250
50330895002	Field Blank 1	EPA 3010	706697	EPA 6010	708250
50330895003	MW-5S	EPA 3010	706697	EPA 6010	708250
50330895001	MW-15S	EPA 3010	706289	EPA 6010	708171
50330895003	MW-5S	EPA 3010	706289	EPA 6010	708171
50330895001	MW-15S	EPA 200.2	706628	EPA 6020	706828
50330895002	Field Blank 1	EPA 200.2	706628	EPA 6020	706828
50330895003	MW-5S	EPA 200.2	706628	EPA 6020	706828
50330895001	MW-15S	EPA 903.1	546865		
50330895002	Field Blank 1	EPA 903.1	546865		
50330895003	MW-5S	EPA 903.1	546865		
50330895001	MW-15S	EPA 904.0	546867		
50330895002	Field Blank 1	EPA 904.0	546867		
50330895003	MW-5S	EPA 904.0	546867		
50330895001	MW-15S	Total Radium Calculation	552060		
50330895002	Field Blank 1	Total Radium Calculation	552060		
50330895003	MW-5S	Total Radium Calculation	552060		
50330895001	MW-15S	SM 2320B	706111		
50330895002	Field Blank 1	SM 2320B	706130		
50330895003	MW-5S	SM 2320B	706130		
50330895001	MW-15S	SM 2540C	706850		
50330895002	Field Blank 1	SM 2540C	706850		
50330895003	MW-5S	SM 2540C	706850		
50330895001	MW-15S	SM 4500-H+B	706154		
50330895002	Field Blank 1	SM 4500-H+B	706154		
50330895003	MW-5S	SM 4500-H+B	706154		
50330895001	MW-15S	SM 4500-S2-D	706621		
50330895002	Field Blank 1	SM 4500-S2-D	706621		
50330895003	MW-5S	SM 4500-S2-D	706621		
50330895001	MW-15S	HACH 8146	706810		
50330895002	Field Blank 1	HACH 8146	706810		
50330895003	MW-5S	HACH 8146	706810		
50330895001	MW-15S	EPA 353.2	705907		
50330895002	Field Blank 1	EPA 353.2	705907		
50330895003	MW-5S	EPA 353.2	705907		
50330895001	MW-15S	EPA 365.1	706859	EPA 365.1	707372
50330895002	Field Blank 1	EPA 365.1	706859	EPA 365.1	707372
50330895003	MW-5S	EPA 365.1	706859	EPA 365.1	707372

REPORT OF LABORATORY ANALYSIS

This report shall not be reproduced, except in full,
without the written consent of Pace Analytical Services, LLC.

QUALITY CONTROL DATA CROSS REFERENCE TABLE

Project: Harding St Profile 1 Report 1

Pace Project No.: 50330895

Lab ID	Sample ID	QC Batch Method	QC Batch	Analytical Method	Analytical Batch
50330895001	MW-15S	SM 5310C	708651		
50330895002	Field Blank 1	SM 5310C	708651		
50330895003	MW-5S	SM 5310C	708651		
50330895001	MW-15S	SM 5310C	708848		
50330895003	MW-5S	SM 5310C	708848		

REPORT OF LABORATORY ANALYSIS

This report shall not be reproduced, except in full,
without the written consent of Pace Analytical Services, LLC.



SAMPLE CONDITION UPON RECEIPT FORM

Date/Time and Initials of person examining contents: BC 11-11-22 15:08

1. Courier: FED EX UPS CLIENT PACE USPS OTHER

2. Custody Seal on Cooler/Box Present: Yes No

(If yes)Seals Intact: Yes No (leave blank if no seals were present)

3. Thermometer: 1 2 3 4 5 6 A B C D E F

4. Cooler Temperature(s): 1.2/0.3 2.7/1.8

(Initial/Corrected) RECORD TEMPS OF ALL COOLERS RECEIVED (use Comments below to add more)

5. Packing Material: Bubble Wrap Bubble Bags
 None Other _____

6. Ice Type: Wet Blue None

7. If temp. is over 6°C or under 0°C, was the PM notified?: Yes No
 Cooler temp should be above freezing to 6°C

All discrepancies will be written out in the comments section below.

	Yes	No		Yes	No	N/A
USDA Regulated Soils? (HI, ID, NY, WA, OR, CA, NM, TX, OK, AR, LA, TN, AL, MS, NC, SC, GA, FL, or Puerto Rico)		<input checked="" type="checkbox"/>	All containers needing acid/base preservation have been pH CHECKED?: Exceptions: VOA, coliform, LLHg, O&G, RAD CHEM, and any container with a septum cap or preserved with HCl.			
Short Hold Time Analysis (48 hours or less)? Analysis: <u>NO₃</u>	<input checked="" type="checkbox"/>		Circle: <u>HNO3 (<2)</u> <u>H2SO4 (<2)</u> NaOH (>10) <u>NaOH/ZnAc (>9)</u> Any non-conformance to pH recommendations will be noted on the container count form	<input checked="" type="checkbox"/>		
Time 5035A TC placed in Freezer or Short Holds To Lab Time: <u>1600</u>			Residual Chlorine Check (SVOC 625 Pest/PCB 608)	<u>Present</u>	<u>Absent</u>	<u>N/A</u>
Rush TAT Requested (4 days or less):		<input checked="" type="checkbox"/>	Residual Chlorine Check (Total/Amenable/Free Cyanide)			<input checked="" type="checkbox"/>
Custody Signatures Present?	<input checked="" type="checkbox"/>		Headspace Wisconsin Sulfide?			<input checked="" type="checkbox"/>
Containers Intact?:	<input checked="" type="checkbox"/>		Headspace in VOA Vials (>6mm): See Container Count form for details	<u>Present</u>	<u>Absent</u>	<u>No VOA Vials Sent</u>
Sample Label (IDs/Dates/Times) Match COC?: Except TCs, which only require sample ID	<input checked="" type="checkbox"/>		Trip Blank Present?		<input checked="" type="checkbox"/>	
Extra labels on Terracore Vials? (soils only)			Trip Blank Custody Seals?:			<input checked="" type="checkbox"/>

COMMENTS:

March 06, 2023

Mr. Mark Breting
ATC Group Services
7988 Centerpoint Drive
Suite 100
Indianapolis, IN 46256

RE: Project: Harding St Profile 1 Report 2
Pace Project No.: 50331206

Dear Mr. Breting:

Enclosed are the analytical results for sample(s) received by the laboratory on November 16, 2022. The results relate only to the samples included in this report. Results reported herein conform to the applicable TNI/NELAC Standards and the laboratory's Quality Manual, where applicable, unless otherwise noted in the body of the report.

The test results provided in this final report were generated by each of the following laboratories within the Pace Network:

- Pace Analytical Services - Indianapolis
- Pace Analytical Services - Greensburg

If you have any questions concerning this report, please feel free to contact me.

Sincerely,



Will Statz
will.statz@pacelabs.com
(317)228-3105
Project Manager

Enclosures

cc: Mr. Robert Miller, Haley & Aldrich



REPORT OF LABORATORY ANALYSIS

This report shall not be reproduced, except in full,
without the written consent of Pace Analytical Services, LLC.

CERTIFICATIONS

Project: Harding St Profile 1 Report 2

Pace Project No.: 50331206

Pace Analytical Services Pennsylvania

1638 Roseytown Rd Suites 2,3&4, Greensburg, PA 15601

ANAB DOD-ELAP Rad Accreditation #: L2417

Alabama Certification #: 41590

Arizona Certification #: AZ0734

Arkansas Certification

California Certification #: 04222CA

Colorado Certification #: PA01547

Connecticut Certification #: PH-0694

Delaware Certification

EPA Region 4 DW Rad

Florida/TNI Certification #: E87683

Georgia Certification #: C040

Florida: Cert E871149 SEKS WET

Guam Certification

Hawaii Certification

Idaho Certification

Illinois Certification

Indiana Certification

Iowa Certification #: 391

Kansas/TNI Certification #: E-10358

Kentucky Certification #: KY90133

KY WW Permit #: KY0098221

KY WW Permit #: KY0000221

Louisiana DHH/TNI Certification #: LA180012

Louisiana DEQ/TNI Certification #: 4086

Maine Certification #: 2017020

Maryland Certification #: 308

Massachusetts Certification #: M-PA1457

Michigan/PADEP Certification #: 9991

Missouri Certification #: 235

Montana Certification #: Cert0082

Nebraska Certification #: NE-OS-29-14

Nevada Certification #: PA014572018-1

New Hampshire/TNI Certification #: 297617

New Jersey/TNI Certification #: PA051

New Mexico Certification #: PA01457

New York/TNI Certification #: 10888

North Carolina Certification #: 42706

North Dakota Certification #: R-190

Ohio EPA Rad Approval: #41249

Oregon/TNI Certification #: PA200002-010

Pennsylvania/TNI Certification #: 65-00282

Puerto Rico Certification #: PA01457

Rhode Island Certification #: 65-00282

South Dakota Certification

Tennessee Certification #: 02867

Texas/TNI Certification #: T104704188-17-3

Utah/TNI Certification #: PA014572017-9

USDA Soil Permit #: P330-17-00091

Vermont Dept. of Health: ID# VT-0282

Virgin Island/PADEP Certification

Virginia/VELAP Certification #: 460198

Washington Certification #: C868

West Virginia DEP Certification #: 143

West Virginia DHHR Certification #: 9964C

Wisconsin Approve List for Rad

Wyoming Certification #: 8TMS-L

Pace Analytical Services Indianapolis

7726 Moller Road, Indianapolis, IN 46268

Illinois Accreditation #: 200074

Indiana Drinking Water Laboratory #: C-49-06

Kansas/TNI Certification #: E-10177

Kentucky UST Agency Interest #: 80226

Kentucky WW Laboratory ID #: 98019

Michigan Drinking Water Laboratory #9050

Ohio VAP Certified Laboratory #: CL0065

Oklahoma Laboratory #: 9204

Texas Certification #: T104704355

Wisconsin Laboratory #: 999788130

USDA Foreign Soil Permit #: 525-23-13-23119

USDA Compliance Agreement #: IN-SL-22-001

REPORT OF LABORATORY ANALYSIS

This report shall not be reproduced, except in full,
without the written consent of Pace Analytical Services, LLC.

SAMPLE SUMMARY

Project: Harding St Profile 1 Report 2

Pace Project No.: 50331206

Lab ID	Sample ID	Matrix	Date Collected	Date Received
50331206001	MW-102D	Water	11/14/22 10:57	11/16/22 09:50
50331206002	MW-106S	Water	11/14/22 13:42	11/16/22 09:50

REPORT OF LABORATORY ANALYSIS

This report shall not be reproduced, except in full,
without the written consent of Pace Analytical Services, LLC.

SAMPLE ANALYTE COUNT

Project: Harding St Profile 1 Report 2

Pace Project No.: 50331206

Lab ID	Sample ID	Method	Analysts	Analytes Reported	Laboratory		
50331206001	MW-102D	EPA 9056	RMR	3	PASI-I		
		EPA 6010	RAM	16	PASI-I		
		EPA 6010	JPK	3	PASI-I		
		EPA 6020	CAW	4	PASI-I		
		EPA 903.1	GDH	1	PASI-PA		
		EPA 904.0	VAL	1	PASI-PA		
		Total Radium Calculation	JAL	1	PASI-PA		
		SM 2320B	TAY	3	PASI-I		
		SM 2540C	AEL	1	PASI-I		
		SM 4500-H+B	TRK	1	PASI-I		
		SM 4500-S2-D	BEP	1	PASI-I		
		HACH 8146	ZM	1	PASI-I		
		EPA 353.2	OAS	2	PASI-I		
		EPA 365.1	MMS	1	PASI-I		
		SM 5310C	MMS	1	PASI-I		
		SM 5310C	ATS	1	PASI-I		
		50331206002	MW-106S	EPA 9056	RMR	3	PASI-I
				EPA 6010	RAM	15	PASI-I
				EPA 6010	JPK	3	PASI-I
EPA 6020	CAW			4	PASI-I		
EPA 903.1	GDH			1	PASI-PA		
EPA 904.0	VAL			1	PASI-PA		
Total Radium Calculation	JAL			1	PASI-PA		
SM 2320B	TAY			3	PASI-I		
SM 2540C	AEL			1	PASI-I		
SM 4500-H+B	TRK			1	PASI-I		
SM 4500-S2-D	BEP			1	PASI-I		
HACH 8146	ZM			1	PASI-I		
EPA 353.2	OAS			2	PASI-I		
EPA 365.1	MMS			1	PASI-I		
SM 5310C	MMS			1	PASI-I		
SM 5310C	ATS			1	PASI-I		

PASI-I = Pace Analytical Services - Indianapolis

PASI-PA = Pace Analytical Services - Greensburg

REPORT OF LABORATORY ANALYSIS

This report shall not be reproduced, except in full,
without the written consent of Pace Analytical Services, LLC.

SUMMARY OF DETECTION

Project: Harding St Profile 1 Report 2

Pace Project No.: 50331206

Lab Sample ID	Client Sample ID	Result	Units	Report Limit	Analyzed	Qualifiers
Method	Parameters					
50331206001	MW-102D					
EPA 9056	Chloride	154	mg/L	25.0	11/23/22 04:56	
EPA 9056	Fluoride	0.13	mg/L	0.10	11/23/22 04:40	
EPA 9056	Sulfate	1140	mg/L	25.0	11/23/22 04:56	
EPA 6010	Barium	53.9	ug/L	10.0	12/02/22 10:04	
EPA 6010	Boron	21900	ug/L	100	12/02/22 10:04	
EPA 6010	Calcium	364000	ug/L	5000	12/02/22 12:33	
EPA 6010	Iron	5160	ug/L	100	12/02/22 10:04	
EPA 6010	Lithium	53.6	ug/L	20.0	12/02/22 10:04	
EPA 6010	Magnesium	55400	ug/L	1000	12/02/22 10:04	
EPA 6010	Manganese	483	ug/L	10.0	12/02/22 10:04	
EPA 6010	Molybdenum	552	ug/L	10.0	12/02/22 10:04	
EPA 6010	Potassium	15500	ug/L	1000	12/02/22 10:04	
EPA 6010	Silica	14000	ug/L	450	12/02/22 10:04	N2
EPA 6010	Silicon	6560	ug/L	200	12/02/22 10:04	
EPA 6010	Sodium	175000	ug/L	1000	12/02/22 10:04	
EPA 6010	Iron, Dissolved	5520	ug/L	100	12/01/22 23:30	
EPA 6010	Manganese, Dissolved	503	ug/L	10.0	12/01/22 23:30	
EPA 6010	Molybdenum, Dissolved	587	ug/L	10.0	12/01/22 23:30	
EPA 6020	Arsenic	47.2	ug/L	1.0	11/18/22 03:40	
EPA 903.1	Radium-226	0.276 ± 0.338 (0.552) C:NA T:92%	pCi/L		12/11/22 14:18	
EPA 904.0	Radium-228	1.07 ± 0.439 (0.700) C:80% T:92%	pCi/L		12/02/22 15:27	
Total Radium Calculation	Total Radium	1.35 ± 0.777 (1.25)	pCi/L		12/12/22 17:10	
SM 2320B	Alkalinity, Total as CaCO3	97.8	mg/L	10.0	11/17/22 14:58	
SM 2320B	Alkalinity, Bicarbonate (CaCO3)	97.8	mg/L	10.0	11/17/22 14:58	
SM 2540C	Total Dissolved Solids	1810	mg/L	40.0	11/20/22 08:36	
SM 4500-H+B	pH at 25 Degrees C	7.2	Std. Units	0.10	11/19/22 14:31	H3
HACH 8146	Iron, Ferrous	0.67	mg/L	0.20	11/16/22 21:20	H3,N2
EPA 365.1	Phosphate as P04	0.72	mg/L	0.15	11/20/22 16:50	
SM 5310C	Total Organic Carbon	1.9	mg/L	1.0	12/09/22 19:50	
SM 5310C	Dissolved Organic Carbon	2.4	mg/L	1.0	12/06/22 19:27	
50331206002	MW-106S					
EPA 9056	Chloride	35.0	mg/L	2.5	11/23/22 05:29	
EPA 9056	Fluoride	0.42	mg/L	0.10	11/23/22 05:13	
EPA 9056	Sulfate	906	mg/L	25.0	11/23/22 05:46	
EPA 6010	Aluminum	809	ug/L	200	12/02/22 10:18	
EPA 6010	Barium	26.5	ug/L	10.0	12/02/22 10:18	
EPA 6010	Boron	2630	ug/L	100	12/02/22 10:18	
EPA 6010	Calcium	298000	ug/L	5000	12/02/22 12:41	
EPA 6010	Iron	3070	ug/L	100	12/02/22 10:18	
EPA 6010	Lithium	49.8	ug/L	20.0	12/02/22 10:18	

REPORT OF LABORATORY ANALYSIS

This report shall not be reproduced, except in full,
without the written consent of Pace Analytical Services, LLC.

SUMMARY OF DETECTION

Project: Harding St Profile 1 Report 2

Pace Project No.: 50331206

Lab Sample ID Method	Client Sample ID Parameters	Result	Units	Report Limit	Analyzed	Qualifiers
50331206002	MW-106S					
EPA 6010	Magnesium	112000	ug/L	1000	12/02/22 10:18	
EPA 6010	Manganese	1120	ug/L	10.0	12/02/22 10:18	
EPA 6010	Molybdenum	22.0	ug/L	10.0	12/02/22 10:18	
EPA 6010	Potassium	9500	ug/L	1000	12/02/22 10:18	
EPA 6010	Silica	12700	ug/L	450	12/02/22 10:18	N2
EPA 6010	Sodium	39500	ug/L	1000	12/02/22 10:18	
EPA 6010	Iron, Dissolved	858	ug/L	100	12/01/22 23:32	
EPA 6010	Manganese, Dissolved	1120	ug/L	10.0	12/01/22 23:32	
EPA 6010	Molybdenum, Dissolved	21.5	ug/L	10.0	12/01/22 23:32	
EPA 6020	Arsenic	5.4	ug/L	1.0	11/18/22 03:45	
EPA 6020	Cobalt	1.6	ug/L	1.0	11/18/22 03:45	
EPA 903.1	Radium-226	0.197 ± 0.273 (0.456)	pCi/L		12/11/22 14:31	
EPA 904.0	Radium-228	C:NA T:84% 1.30 ± 0.663 (1.14)	pCi/L		12/02/22 19:05	
Total Radium Calculation	Total Radium	C:77% T:84% 1.50 ± 0.936 (1.60)	pCi/L		12/12/22 17:10	
SM 2320B	Alkalinity, Total as CaCO3	225	mg/L	10.0	11/17/22 14:58	
SM 2320B	Alkalinity,Bicarbonate (CaCO3)	225	mg/L	10.0	11/17/22 14:58	
SM 2540C	Total Dissolved Solids	1540	mg/L	20.0	11/20/22 08:36	
SM 4500-H+B	pH at 25 Degrees C	7.4	Std. Units	0.10	11/19/22 14:32	H3
EPA 365.1	Phosphate as P04	0.37	mg/L	0.15	11/20/22 16:51	

REPORT OF LABORATORY ANALYSIS

This report shall not be reproduced, except in full,
without the written consent of Pace Analytical Services, LLC.

ANALYTICAL RESULTS

Project: Harding St Profile 1 Report 2

Pace Project No.: 50331206

Sample: MW-102D		Lab ID: 50331206001		Collected: 11/14/22 10:57		Received: 11/16/22 09:50		Matrix: Water	
Parameters	Results	Units	Report Limit	MDL	DF	Prepared	Analyzed	CAS No.	Qual
9056 IC Anions									
Analytical Method: EPA 9056									
Pace Analytical Services - Indianapolis									
Chloride	154	mg/L	25.0	6.7	100		11/23/22 04:56	16887-00-6	
Fluoride	0.13	mg/L	0.10	0.017	1		11/23/22 04:40	16984-48-8	
Sulfate	1140	mg/L	25.0	8.5	100		11/23/22 04:56	14808-79-8	
6010 MET ICP									
Analytical Method: EPA 6010 Preparation Method: EPA 3010									
Pace Analytical Services - Indianapolis									
Aluminum	ND	ug/L	200	54.4	1	11/30/22 09:17	12/02/22 10:04	7429-90-5	
Barium	53.9	ug/L	10.0	1.3	1	11/30/22 09:17	12/02/22 10:04	7440-39-3	
Boron	21900	ug/L	100	61.4	1	11/30/22 09:17	12/02/22 10:04	7440-42-8	
Cadmium	ND	ug/L	2.0	0.48	1	11/30/22 09:17	12/02/22 10:04	7440-43-9	
Calcium	364000	ug/L	5000	442	5	11/30/22 09:17	12/02/22 12:33	7440-70-2	
Chromium	ND	ug/L	10.0	2.4	1	11/30/22 09:17	12/02/22 10:04	7440-47-3	
Iron	5160	ug/L	100	48.8	1	11/30/22 09:17	12/02/22 10:04	7439-89-6	
Lead	ND	ug/L	10.0	3.9	1	11/30/22 09:17	12/02/22 10:04	7439-92-1	
Lithium	53.6	ug/L	20.0	6.2	1	11/30/22 09:17	12/02/22 10:04	7439-93-2	
Magnesium	55400	ug/L	1000	43.0	1	11/30/22 09:17	12/02/22 10:04	7439-95-4	
Manganese	483	ug/L	10.0	5.4	1	11/30/22 09:17	12/02/22 10:04	7439-96-5	
Molybdenum	552	ug/L	10.0	2.0	1	11/30/22 09:17	12/02/22 10:04	7439-98-7	
Potassium	15500	ug/L	1000	200	1	11/30/22 09:17	12/02/22 10:04	7440-09-7	
Silica	14000	ug/L	450		1	11/30/22 09:17	12/02/22 10:04	7631-86-9	N2
Silicon	6560	ug/L	200	51.9	1	11/30/22 09:17	12/02/22 10:04	7440-21-3	
Sodium	175000	ug/L	1000	284	1	11/30/22 09:17	12/02/22 10:04	7440-23-5	
6010 MET ICP, Dissolved									
Analytical Method: EPA 6010 Preparation Method: EPA 3010									
Pace Analytical Services - Indianapolis									
Iron, Dissolved	5520	ug/L	100	48.8	1	11/30/22 09:27	12/01/22 23:30	7439-89-6	
Manganese, Dissolved	503	ug/L	10.0	2.5	1	11/30/22 09:27	12/01/22 23:30	7439-96-5	
Molybdenum, Dissolved	587	ug/L	10.0	3.7	1	11/30/22 09:27	12/01/22 23:30	7439-98-7	
6020 MET ICPMS									
Analytical Method: EPA 6020 Preparation Method: EPA 200.2									
Pace Analytical Services - Indianapolis									
Antimony	ND	ug/L	1.0	0.075	1	11/17/22 08:40	11/18/22 03:40	7440-36-0	
Arsenic	47.2	ug/L	1.0	0.17	1	11/17/22 08:40	11/18/22 03:40	7440-38-2	
Cobalt	ND	ug/L	1.0	0.041	1	11/17/22 08:40	11/18/22 03:40	7440-48-4	
Selenium	ND	ug/L	1.0	0.33	1	11/17/22 08:40	11/18/22 03:40	7782-49-2	
2320B Alkalinity									
Analytical Method: SM 2320B									
Pace Analytical Services - Indianapolis									
Alkalinity, Total as CaCO3	97.8	mg/L	10.0	10.0	1		11/17/22 14:58		
Alkalinity,Bicarbonate (CaCO3)	97.8	mg/L	10.0	10.0	1		11/17/22 14:58		
Alkalinity,Carbonate (CaCO3)	ND	mg/L	10.0	10.0	1		11/17/22 14:58		

REPORT OF LABORATORY ANALYSIS

This report shall not be reproduced, except in full,
without the written consent of Pace Analytical Services, LLC.

ANALYTICAL RESULTS

Project: Harding St Profile 1 Report 2

Pace Project No.: 50331206

Sample: MW-102D		Lab ID: 50331206001		Collected: 11/14/22 10:57	Received: 11/16/22 09:50	Matrix: Water				
Parameters	Results	Units	Report Limit	MDL	DF	Prepared	Analyzed	CAS No.	Qual	
2540C Total Dissolved Solids		Analytical Method: SM 2540C Pace Analytical Services - Indianapolis								
Total Dissolved Solids	1810	mg/L	40.0	40.0	1		11/20/22 08:36			
4500H+ pH, Electrometric		Analytical Method: SM 4500-H+B Pace Analytical Services - Indianapolis								
pH at 25 Degrees C	7.2	Std. Units	0.10	0.10	1		11/19/22 14:31		H3	
4500S2D Sulfide Water		Analytical Method: SM 4500-S2-D Pace Analytical Services - Indianapolis								
Sulfide	ND	mg/L	0.10	0.025	1		11/19/22 11:03	18496-25-8		
Iron, Ferrous		Analytical Method: HACH 8146 Pace Analytical Services - Indianapolis								
Iron, Ferrous	0.67	mg/L	0.20	0.096	1		11/16/22 21:20	15438-31-0	H3,N2	
353.2 Nitrogen, NO2/NO3 unpres		Analytical Method: EPA 353.2 Pace Analytical Services - Indianapolis								
Nitrogen, Nitrate	ND	mg/L	0.10	0.011	1		11/16/22 10:28	14797-55-8		
Nitrogen, Nitrite	ND	mg/L	0.10	0.0040	1		11/16/22 10:28	14797-65-0		
365.1 Total Phosphorus		Analytical Method: EPA 365.1 Preparation Method: EPA 365.1 Pace Analytical Services - Indianapolis								
Phosphate as P04	0.72	mg/L	0.15	0.15	1	11/18/22 12:30	11/20/22 16:50			
5310C TOC		Analytical Method: SM 5310C Pace Analytical Services - Indianapolis								
Total Organic Carbon	1.9	mg/L	1.0	0.14	1		12/09/22 19:50	7440-44-0		
5310C Dissolved Organic Carbon		Analytical Method: SM 5310C Pace Analytical Services - Indianapolis								
Dissolved Organic Carbon	2.4	mg/L	1.0	0.14	1		12/06/22 19:27			

REPORT OF LABORATORY ANALYSIS

This report shall not be reproduced, except in full,
without the written consent of Pace Analytical Services, LLC.

ANALYTICAL RESULTS

Project: Harding St Profile 1 Report 2

Pace Project No.: 50331206

Sample: MW-106S		Lab ID: 50331206002		Collected: 11/14/22 13:42		Received: 11/16/22 09:50		Matrix: Water	
Parameters	Results	Units	Report Limit	MDL	DF	Prepared	Analyzed	CAS No.	Qual
9056 IC Anions		Analytical Method: EPA 9056 Pace Analytical Services - Indianapolis							
Chloride	35.0	mg/L	2.5	0.67	10		11/23/22 05:29	16887-00-6	
Fluoride	0.42	mg/L	0.10	0.017	1		11/23/22 05:13	16984-48-8	
Sulfate	906	mg/L	25.0	8.5	100		11/23/22 05:46	14808-79-8	
6010 MET ICP		Analytical Method: EPA 6010 Preparation Method: EPA 3010 Pace Analytical Services - Indianapolis							
Aluminum	809	ug/L	200	54.4	1	11/30/22 09:17	12/02/22 10:18	7429-90-5	
Barium	26.5	ug/L	10.0	1.3	1	11/30/22 09:17	12/02/22 10:18	7440-39-3	
Boron	2630	ug/L	100	61.4	1	11/30/22 09:17	12/02/22 10:18	7440-42-8	
Cadmium	ND	ug/L	2.0	0.48	1	11/30/22 09:17	12/02/22 10:18	7440-43-9	
Calcium	298000	ug/L	5000	442	5	11/30/22 09:17	12/02/22 12:41	7440-70-2	
Chromium	ND	ug/L	10.0	2.4	1	11/30/22 09:17	12/02/22 10:18	7440-47-3	
Iron	3070	ug/L	100	48.8	1	11/30/22 09:17	12/02/22 10:18	7439-89-6	
Lead	ND	ug/L	10.0	3.9	1	11/30/22 09:17	12/02/22 10:18	7439-92-1	
Lithium	49.8	ug/L	20.0	6.2	1	11/30/22 09:17	12/02/22 10:18	7439-93-2	
Magnesium	112000	ug/L	1000	43.0	1	11/30/22 09:17	12/02/22 10:18	7439-95-4	
Manganese	1120	ug/L	10.0	5.4	1	11/30/22 09:17	12/02/22 10:18	7439-96-5	
Molybdenum	22.0	ug/L	10.0	2.0	1	11/30/22 09:17	12/02/22 10:18	7439-98-7	
Potassium	9500	ug/L	1000	200	1	11/30/22 09:17	12/02/22 10:18	7440-09-7	
Silica	12700	ug/L	450		1	11/30/22 09:17	12/02/22 10:18	7631-86-9	N2
Sodium	39500	ug/L	1000	284	1	11/30/22 09:17	12/02/22 10:18	7440-23-5	
6010 MET ICP, Dissolved		Analytical Method: EPA 6010 Preparation Method: EPA 3010 Pace Analytical Services - Indianapolis							
Iron, Dissolved	858	ug/L	100	48.8	1	11/30/22 09:27	12/01/22 23:32	7439-89-6	
Manganese, Dissolved	1120	ug/L	10.0	2.5	1	11/30/22 09:27	12/01/22 23:32	7439-96-5	
Molybdenum, Dissolved	21.5	ug/L	10.0	3.7	1	11/30/22 09:27	12/01/22 23:32	7439-98-7	
6020 MET ICPMS		Analytical Method: EPA 6020 Preparation Method: EPA 200.2 Pace Analytical Services - Indianapolis							
Antimony	ND	ug/L	1.0	0.075	1	11/17/22 08:40	11/18/22 03:45	7440-36-0	
Arsenic	5.4	ug/L	1.0	0.17	1	11/17/22 08:40	11/18/22 03:45	7440-38-2	
Cobalt	1.6	ug/L	1.0	0.041	1	11/17/22 08:40	11/18/22 03:45	7440-48-4	
Selenium	ND	ug/L	1.0	0.33	1	11/17/22 08:40	11/18/22 03:45	7782-49-2	
2320B Alkalinity		Analytical Method: SM 2320B Pace Analytical Services - Indianapolis							
Alkalinity, Total as CaCO3	225	mg/L	10.0	10.0	1		11/17/22 14:58		
Alkalinity,Bicarbonate (CaCO3)	225	mg/L	10.0	10.0	1		11/17/22 14:58		
Alkalinity,Carbonate (CaCO3)	ND	mg/L	10.0	10.0	1		11/17/22 14:58		
2540C Total Dissolved Solids		Analytical Method: SM 2540C Pace Analytical Services - Indianapolis							
Total Dissolved Solids	1540	mg/L	20.0	20.0	1		11/20/22 08:36		

REPORT OF LABORATORY ANALYSIS

This report shall not be reproduced, except in full,
without the written consent of Pace Analytical Services, LLC.

ANALYTICAL RESULTS

Project: Harding St Profile 1 Report 2

Pace Project No.: 50331206

Sample: MW-106S		Lab ID: 50331206002		Collected: 11/14/22 13:42	Received: 11/16/22 09:50	Matrix: Water				
Parameters	Results	Units	Report Limit	MDL	DF	Prepared	Analyzed	CAS No.	Qual	
4500H+ pH, Electrometric		Analytical Method: SM 4500-H+B Pace Analytical Services - Indianapolis								
pH at 25 Degrees C	7.4	Std. Units	0.10	0.10	1		11/19/22 14:32		H3	
4500S2D Sulfide Water		Analytical Method: SM 4500-S2-D Pace Analytical Services - Indianapolis								
Sulfide	ND	mg/L	0.10	0.025	1		11/19/22 11:03	18496-25-8		
Iron, Ferrous		Analytical Method: HACH 8146 Pace Analytical Services - Indianapolis								
Iron, Ferrous	ND	mg/L	0.20	0.096	1		11/16/22 21:20	15438-31-0	H3,N2	
353.2 Nitrogen, NO2/NO3 unpres		Analytical Method: EPA 353.2 Pace Analytical Services - Indianapolis								
Nitrogen, Nitrate	ND	mg/L	0.10	0.011	1		11/16/22 10:35	14797-55-8		
Nitrogen, Nitrite	ND	mg/L	0.10	0.0040	1		11/16/22 10:35	14797-65-0		
365.1 Total Phosphorus		Analytical Method: EPA 365.1 Preparation Method: EPA 365.1 Pace Analytical Services - Indianapolis								
Phosphate as P04	0.37	mg/L	0.15	0.15	1	11/18/22 12:30	11/20/22 16:51			
5310C TOC		Analytical Method: SM 5310C Pace Analytical Services - Indianapolis								
Total Organic Carbon	ND	mg/L	1.0	0.14	1		12/09/22 20:00	7440-44-0		
5310C Dissolved Organic Carbon		Analytical Method: SM 5310C Pace Analytical Services - Indianapolis								
Dissolved Organic Carbon	ND	mg/L	1.0	0.14	1		12/06/22 19:38			

REPORT OF LABORATORY ANALYSIS

This report shall not be reproduced, except in full,
without the written consent of Pace Analytical Services, LLC.

QUALITY CONTROL DATA

Project: Harding St Profile 1 Report 2

Pace Project No.: 50331206

QC Batch: 707360	Analysis Method: EPA 9056
QC Batch Method: EPA 9056	Analysis Description: 9056 IC Anions
	Laboratory: Pace Analytical Services - Indianapolis

Associated Lab Samples: 50331206001, 50331206002

METHOD BLANK: 3252103 Matrix: Water

Associated Lab Samples: 50331206001, 50331206002

Parameter	Units	Blank Result	Reporting Limit	MDL	Analyzed	Qualifiers
Chloride	mg/L	ND	0.25	0.067	11/23/22 02:11	
Fluoride	mg/L	ND	0.10	0.017	11/23/22 02:11	
Sulfate	mg/L	ND	0.25	0.085	11/23/22 02:11	

LABORATORY CONTROL SAMPLE: 3252104

Parameter	Units	Spike Conc.	LCS Result	LCS % Rec	% Rec Limits	Qualifiers
Chloride	mg/L	1.2	1.2	97	80-120	
Fluoride	mg/L	0.5	0.49	98	80-120	
Sulfate	mg/L	2.5	2.6	102	80-120	

MATRIX SPIKE & MATRIX SPIKE DUPLICATE: 3252105 3252106

Parameter	Units	MS		MSD		MS Result	MSD Result	MS % Rec	MSD % Rec	% Rec Limits	RPD	Max RPD	Qual
		50331250005	Result	Spike Conc.	Spike Conc.								
Chloride	mg/L	47.8	12.5	12.5	60.6	60.6	102	102	80-120	0	15		
Fluoride	mg/L	0.32	0.5	0.5	0.82	0.82	99	99	80-120	0	15		
Sulfate	mg/L	494	250	250	745	721	100	91	80-120	3	15		

Results presented on this page are in the units indicated by the "Units" column except where an alternate unit is presented to the right of the result.

REPORT OF LABORATORY ANALYSIS

This report shall not be reproduced, except in full,
without the written consent of Pace Analytical Services, LLC.

QUALITY CONTROL DATA

Project: Harding St Profile 1 Report 2

Pace Project No.: 50331206

QC Batch: 707794

Analysis Method: EPA 6010

QC Batch Method: EPA 3010

Analysis Description: 6010 MET

Laboratory: Pace Analytical Services - Indianapolis

Associated Lab Samples: 50331206001, 50331206002

METHOD BLANK: 3253621

Matrix: Water

Associated Lab Samples: 50331206001, 50331206002

Parameter	Units	Blank Result	Reporting Limit	MDL	Analyzed	Qualifiers
Aluminum	ug/L	ND	200	54.4	12/02/22 09:58	
Barium	ug/L	ND	10.0	1.3	12/02/22 09:58	
Boron	ug/L	ND	100	61.4	12/02/22 09:58	
Cadmium	ug/L	ND	2.0	0.48	12/02/22 09:58	
Calcium	ug/L	ND	1000	88.4	12/02/22 09:58	
Chromium	ug/L	ND	10.0	2.4	12/02/22 09:58	
Iron	ug/L	ND	100	48.8	12/02/22 09:58	
Lead	ug/L	ND	10.0	3.9	12/02/22 09:58	
Lithium	ug/L	ND	20.0	6.2	12/02/22 09:58	
Magnesium	ug/L	ND	1000	43.0	12/02/22 09:58	
Manganese	ug/L	ND	10.0	5.4	12/02/22 09:58	
Molybdenum	ug/L	ND	10.0	2.0	12/02/22 09:58	
Potassium	ug/L	ND	1000	200	12/02/22 09:58	
Silica	ug/L	ND	450		12/02/22 09:58	N2
Silicon	ug/L	ND	200	51.9	12/02/22 09:58	
Sodium	ug/L	ND	1000	284	12/02/22 09:58	

LABORATORY CONTROL SAMPLE: 3253622

Parameter	Units	Spike Conc.	LCS Result	LCS % Rec	% Rec Limits	Qualifiers
Aluminum	ug/L	10000	10700	107	80-120	
Barium	ug/L	1000	999	100	80-120	
Boron	ug/L	1000	1000	100	80-120	
Cadmium	ug/L	1000	984	98	80-120	
Calcium	ug/L	10000	10400	104	80-120	
Chromium	ug/L	1000	1040	104	80-120	
Iron	ug/L	10000	9860	99	80-120	
Lead	ug/L	1000	960	96	80-120	
Lithium	ug/L	1000	1030	103	80-120	
Magnesium	ug/L	10000	10200	102	80-120	
Manganese	ug/L	1000	978	98	80-120	
Molybdenum	ug/L	1000	1030	103	80-120	
Potassium	ug/L	10000	10400	104	80-120	
Silica	ug/L	10700	10700	100	80-120	N2
Silicon	ug/L	5000	5010	100	80-120	
Sodium	ug/L	10000	10300	103	80-120	

Results presented on this page are in the units indicated by the "Units" column except where an alternate unit is presented to the right of the result.

REPORT OF LABORATORY ANALYSIS

This report shall not be reproduced, except in full,
without the written consent of Pace Analytical Services, LLC.

QUALITY CONTROL DATA

Project: Harding St Profile 1 Report 2

Pace Project No.: 50331206

MATRIX SPIKE & MATRIX SPIKE DUPLICATE: 3253623 3253624														
Parameter	Units	50331206001		MS	MSD	3253624		% Rec	% Rec	% Rec	Limits	RPD	Max RPD	Qual
		Result	Conc.	Spike Conc.	Spike Conc.	MS Result	MSD Result							
Aluminum	ug/L	ND	10000	10000	10000	11500	11200	115	111	75-125	3	20		
Barium	ug/L	53.9	1000	1000	1000	1050	1020	99	97	75-125	2	20		
Boron	ug/L	21900	1000	1000	1000	22600	22300	67	36	75-125	1	20	P6	
Cadmium	ug/L	ND	1000	1000	1000	1010	994	101	99	75-125	2	20		
Calcium	ug/L	364000	10000	10000	10000	440000	457000	757	928	75-125	4	20	P6	
Chromium	ug/L	ND	1000	1000	1000	1040	1010	103	101	75-125	3	20		
Iron	ug/L	5160	10000	10000	10000	14500	14000	94	88	75-125	4	20		
Lead	ug/L	ND	1000	1000	1000	896	876	89	87	75-125	2	20		
Lithium	ug/L	53.6	1000	1000	1000	1110	1090	106	104	75-125	2	20		
Magnesium	ug/L	55400	10000	10000	10000	64200	61500	88	62	75-125	4	20	P6	
Manganese	ug/L	483	1000	1000	1000	1420	1370	93	88	75-125	4	20		
Molybdenum	ug/L	552	1000	1000	1000	1570	1530	102	97	75-125	3	20		
Potassium	ug/L	15500	10000	10000	10000	26100	25600	106	101	75-125	2	20		
Silica	ug/L	14000	10700	10700	10700	24800	24400	101	97	75-125	2	20	N2	
Silicon	ug/L	6560	5000	5000	5000	11600	11400	101	97	75-125	2	20		
Sodium	ug/L	175000	10000	10000	10000	182000	179000	72	36	75-125	2	20	P6	

Results presented on this page are in the units indicated by the "Units" column except where an alternate unit is presented to the right of the result.

REPORT OF LABORATORY ANALYSIS

This report shall not be reproduced, except in full,
without the written consent of Pace Analytical Services, LLC.

QUALITY CONTROL DATA

Project: Harding St Profile 1 Report 2

Pace Project No.: 50331206

QC Batch: 707782

Analysis Method: EPA 6010

QC Batch Method: EPA 3010

Analysis Description: 6010 MET Dissolved

Laboratory: Pace Analytical Services - Indianapolis

Associated Lab Samples: 50331206001, 50331206002

METHOD BLANK: 3253554

Matrix: Water

Associated Lab Samples: 50331206001, 50331206002

Parameter	Units	Blank Result	Reporting Limit	MDL	Analyzed	Qualifiers
Iron, Dissolved	ug/L	ND	100	48.8	12/01/22 22:48	
Manganese, Dissolved	ug/L	ND	10.0	2.5	12/01/22 22:48	
Molybdenum, Dissolved	ug/L	ND	10.0	3.7	12/01/22 22:48	

LABORATORY CONTROL SAMPLE: 3253555

Parameter	Units	Spike Conc.	LCS Result	LCS % Rec	% Rec Limits	Qualifiers
Iron, Dissolved	ug/L	10000	10100	101	80-120	
Manganese, Dissolved	ug/L	1000	974	97	80-120	
Molybdenum, Dissolved	ug/L	1000	1020	102	80-120	

MATRIX SPIKE & MATRIX SPIKE DUPLICATE: 3253556 3253557

Parameter	Units	50331160001		50331206001		50331206002		% Rec Limits	RPD	Max RPD	Qual	
		MS Result	MSD Result	MS Spike Conc.	MSD Spike Conc.	MS Result	MSD Result					MS % Rec
Iron, Dissolved	ug/L	ND	10000	10000	10000	10300	10600	102	105	75-125	2	20
Manganese, Dissolved	ug/L	700	1000	1000	1000	1630	1700	93	100	75-125	4	20
Molybdenum, Dissolved	ug/L	ND	1000	1000	1000	1070	1090	106	109	75-125	2	20

Results presented on this page are in the units indicated by the "Units" column except where an alternate unit is presented to the right of the result.

REPORT OF LABORATORY ANALYSIS

This report shall not be reproduced, except in full,
without the written consent of Pace Analytical Services, LLC.

QUALITY CONTROL DATA

Project: Harding St Profile 1 Report 2

Pace Project No.: 50331206

QC Batch: 706738	Analysis Method: EPA 6020
QC Batch Method: EPA 200.2	Analysis Description: 6020 MET
	Laboratory: Pace Analytical Services - Indianapolis

Associated Lab Samples: 50331206001, 50331206002

METHOD BLANK: 3248736 Matrix: Water

Associated Lab Samples: 50331206001, 50331206002

Parameter	Units	Blank Result	Reporting Limit	MDL	Analyzed	Qualifiers
Antimony	ug/L	ND	1.0	0.075	11/17/22 20:01	
Arsenic	ug/L	ND	1.0	0.17	11/17/22 20:01	
Cobalt	ug/L	ND	1.0	0.041	11/17/22 20:01	
Selenium	ug/L	ND	1.0	0.33	11/17/22 20:01	

LABORATORY CONTROL SAMPLE: 3248737

Parameter	Units	Spike Conc.	LCS Result	LCS % Rec	% Rec Limits	Qualifiers
Antimony	ug/L	40	42.5	106	80-120	
Arsenic	ug/L	40	37.7	94	80-120	
Cobalt	ug/L	40	41.7	104	80-120	
Selenium	ug/L	40	38.8	97	80-120	

MATRIX SPIKE & MATRIX SPIKE DUPLICATE: 3248738 3248739

Parameter	Units	MS		MSD		MS % Rec	MSD % Rec	% Rec Limits	RPD	Max RPD	Qual
		50331064001 Result	Spike Conc.	Spike Conc.	Result						
Antimony	ug/L	ND	40	40	40.0	41.1	100	103	75-125	3	20
Arsenic	ug/L	ND	40	40	37.0	39.6	92	98	75-125	7	20
Cobalt	ug/L	ND	40	40	37.9	40.6	95	101	75-125	7	20
Selenium	ug/L	ND	40	40	39.4	40.4	98	101	75-125	2	20

Results presented on this page are in the units indicated by the "Units" column except where an alternate unit is presented to the right of the result.

REPORT OF LABORATORY ANALYSIS

This report shall not be reproduced, except in full,
without the written consent of Pace Analytical Services, LLC.

QUALITY CONTROL DATA

Project: Harding St Profile 1 Report 2

Pace Project No.: 50331206

QC Batch: 706881

Analysis Method: SM 2320B

QC Batch Method: SM 2320B

Analysis Description: 2320B Alkalinity

Laboratory: Pace Analytical Services - Indianapolis

Associated Lab Samples: 50331206001, 50331206002

METHOD BLANK: 3249436

Matrix: Water

Associated Lab Samples: 50331206001, 50331206002

Parameter	Units	Blank Result	Reporting Limit	MDL	Analyzed	Qualifiers
Alkalinity, Total as CaCO ₃	mg/L	ND	10.0	10.0	11/17/22 14:58	
Alkalinity,Bicarbonate (CaCO ₃)	mg/L	ND	10.0	10.0	11/17/22 14:58	
Alkalinity,Carbonate (CaCO ₃)	mg/L	ND	10.0	10.0	11/17/22 14:58	

LABORATORY CONTROL SAMPLE: 3249437

Parameter	Units	Spike Conc.	LCS Result	LCS % Rec	% Rec Limits	Qualifiers
Alkalinity, Total as CaCO ₃	mg/L	50	46.8	94	90-110	

SAMPLE DUPLICATE: 3249438

Parameter	Units	50331182003 Result	Dup Result	RPD	Max RPD	Qualifiers
Alkalinity, Total as CaCO ₃	mg/L	333	340	2	20	
Alkalinity,Bicarbonate (CaCO ₃)	mg/L	333	340	2	20	
Alkalinity,Carbonate (CaCO ₃)	mg/L	ND	ND		20	

SAMPLE DUPLICATE: 3249439

Parameter	Units	50331206001 Result	Dup Result	RPD	Max RPD	Qualifiers
Alkalinity, Total as CaCO ₃	mg/L	97.8	99.6	2	20	
Alkalinity,Bicarbonate (CaCO ₃)	mg/L	97.8	99.6	2	20	
Alkalinity,Carbonate (CaCO ₃)	mg/L	ND	ND		20	

Results presented on this page are in the units indicated by the "Units" column except where an alternate unit is presented to the right of the result.

REPORT OF LABORATORY ANALYSIS

This report shall not be reproduced, except in full,
without the written consent of Pace Analytical Services, LLC.

QUALITY CONTROL DATA

Project: Harding St Profile 1 Report 2

Pace Project No.: 50331206

QC Batch:	707384	Analysis Method:	SM 2540C
QC Batch Method:	SM 2540C	Analysis Description:	2540C Total Dissolved Solids
		Laboratory:	Pace Analytical Services - Indianapolis

Associated Lab Samples: 50331206001, 50331206002

METHOD BLANK: 3252253 Matrix: Water

Associated Lab Samples: 50331206001, 50331206002

Parameter	Units	Blank Result	Reporting Limit	MDL	Analyzed	Qualifiers
Total Dissolved Solids	mg/L	ND	10.0	10.0	11/20/22 08:25	

LABORATORY CONTROL SAMPLE: 3252254

Parameter	Units	Spike Conc.	LCS Result	LCS % Rec	% Rec Limits	Qualifiers
Total Dissolved Solids	mg/L	300	273	91	80-120	

SAMPLE DUPLICATE: 3252255

Parameter	Units	50331092007 Result	Dup Result	RPD	Max RPD	Qualifiers
Total Dissolved Solids	mg/L	1560	1530	2	10	

SAMPLE DUPLICATE: 3252256

Parameter	Units	50331092008 Result	Dup Result	RPD	Max RPD	Qualifiers
Total Dissolved Solids	mg/L	1920	1940	1	10	

Results presented on this page are in the units indicated by the "Units" column except where an alternate unit is presented to the right of the result.

REPORT OF LABORATORY ANALYSIS

This report shall not be reproduced, except in full,
without the written consent of Pace Analytical Services, LLC.

QUALITY CONTROL DATA

Project: Harding St Profile 1 Report 2

Pace Project No.: 50331206

QC Batch:	707352	Analysis Method:	SM 4500-H+B
QC Batch Method:	SM 4500-H+B	Analysis Description:	4500H+B pH
		Laboratory:	Pace Analytical Services - Indianapolis

Associated Lab Samples: 50331206001, 50331206002

SAMPLE DUPLICATE: 3252045

Parameter	Units	50331210001 Result	Dup Result	RPD	Max RPD	Qualifiers
pH at 25 Degrees C	Std. Units	7.3	7.3	0	2	H3

SAMPLE DUPLICATE: 3252046

Parameter	Units	50331209001 Result	Dup Result	RPD	Max RPD	Qualifiers
pH at 25 Degrees C	Std. Units	7.4	7.3	1	2	H3

Results presented on this page are in the units indicated by the "Units" column except where an alternate unit is presented to the right of the result.

REPORT OF LABORATORY ANALYSIS

This report shall not be reproduced, except in full,
without the written consent of Pace Analytical Services, LLC.

QUALITY CONTROL DATA

Project: Harding St Profile 1 Report 2
Pace Project No.: 50331206

QC Batch: 707329	Analysis Method: SM 4500-S2-D
QC Batch Method: SM 4500-S2-D	Analysis Description: 4500S2D Sulfide Water
	Laboratory: Pace Analytical Services - Indianapolis

Associated Lab Samples: 50331206001, 50331206002

METHOD BLANK: 3251877 Matrix: Water
Associated Lab Samples: 50331206001, 50331206002

Parameter	Units	Blank Result	Reporting Limit	MDL	Analyzed	Qualifiers
Sulfide	mg/L	ND	0.10	0.025	11/19/22 11:03	

LABORATORY CONTROL SAMPLE: 3251878

Parameter	Units	Spike Conc.	LCS Result	LCS % Rec	% Rec Limits	Qualifiers
Sulfide	mg/L	0.5	0.52	104	90-110	

MATRIX SPIKE & MATRIX SPIKE DUPLICATE: 3251879 3251880

Parameter	Units	50331333006 Result	MS Spike Conc.	MSD Spike Conc.	MS Result	MSD Result	MS % Rec	MSD % Rec	% Rec Limits	RPD	Max RPD	Qual
Sulfide	mg/L	ND	0.5	0.5	0.58	0.57	116	114	90-110	1	20	M3

MATRIX SPIKE SAMPLE: 3251881

Parameter	Units	50331137001 Result	Spike Conc.	MS Result	MS % Rec	% Rec Limits	Qualifiers
Sulfide	mg/L	ND	0.5	0.50	99	90-110	

Results presented on this page are in the units indicated by the "Units" column except where an alternate unit is presented to the right of the result.

REPORT OF LABORATORY ANALYSIS

This report shall not be reproduced, except in full,
without the written consent of Pace Analytical Services, LLC.

QUALITY CONTROL DATA

Project: Harding St Profile 1 Report 2

Pace Project No.: 50331206

QC Batch: 706810

Analysis Method: HACH 8146

QC Batch Method: HACH 8146

Analysis Description: Iron, Ferrous

Laboratory: Pace Analytical Services - Indianapolis

Associated Lab Samples: 50331206001, 50331206002

METHOD BLANK: 3249207

Matrix: Water

Associated Lab Samples: 50331206001, 50331206002

Parameter	Units	Blank Result	Reporting Limit	MDL	Analyzed	Qualifiers
Iron, Ferrous	mg/L	ND	0.20	0.096	11/16/22 21:11	H3,N2

LABORATORY CONTROL SAMPLE: 3249208

Parameter	Units	Spike Conc.	LCS Result	LCS % Rec	% Rec Limits	Qualifiers
Iron, Ferrous	mg/L	1	0.98	98	90-110	H3,N2

MATRIX SPIKE & MATRIX SPIKE DUPLICATE: 3249209 3249210

Parameter	Units	50330760001		3249210		MS % Rec	MSD % Rec	% Rec Limits	RPD	Max RPD	Qual	
		MS Spike Conc.	MSD Spike Conc.	MS Result	MSD Result							
Iron, Ferrous	mg/L	ND	1	1	1.0	0.93	104	93	90-110	11	20	H3,N2

MATRIX SPIKE SAMPLE: 3249211

Parameter	Units	50330814003 Result	Spike Conc.	MS Result	MS % Rec	% Rec Limits	Qualifiers
Iron, Ferrous	mg/L	ND	1	0.99	99	90-110	H3,N2

Results presented on this page are in the units indicated by the "Units" column except where an alternate unit is presented to the right of the result.

REPORT OF LABORATORY ANALYSIS

This report shall not be reproduced, except in full,
without the written consent of Pace Analytical Services, LLC.

QUALITY CONTROL DATA

Project: Harding St Profile 1 Report 2

Pace Project No.: 50331206

QC Batch: 706785	Analysis Method: EPA 353.2
QC Batch Method: EPA 353.2	Analysis Description: 353.2 Nitrate + Nitrite, Unpres.
	Laboratory: Pace Analytical Services - Indianapolis

Associated Lab Samples: 50331206001, 50331206002

METHOD BLANK: 3248903 Matrix: Water

Associated Lab Samples: 50331206001, 50331206002

Parameter	Units	Blank Result	Reporting Limit	MDL	Analyzed	Qualifiers
Nitrogen, Nitrate	mg/L	ND	0.10	0.011	11/16/22 10:31	
Nitrogen, Nitrite	mg/L	ND	0.10	0.0040	11/16/22 10:31	

LABORATORY CONTROL SAMPLE: 3248904

Parameter	Units	Spike Conc.	LCS Result	LCS % Rec	% Rec Limits	Qualifiers
Nitrogen, Nitrate	mg/L	1	1.0	100	90-110	
Nitrogen, Nitrite	mg/L	1	1.0	103	90-110	

MATRIX SPIKE & MATRIX SPIKE DUPLICATE: 3248905 3248906

Parameter	Units	50331206002 Result	MS		MSD		MS % Rec	MSD % Rec	% Rec Limits	RPD	Max RPD	Qual
			Spike Conc.	MS Result	Spike Conc.	MSD Result						
Nitrogen, Nitrate	mg/L	ND	1	1.0	1	1.0	101	101	90-110	0	20	
Nitrogen, Nitrite	mg/L	ND	1	1.0	1	1.0	103	103	90-110	0	20	

MATRIX SPIKE & MATRIX SPIKE DUPLICATE: 3248907 3248908

Parameter	Units	50331254009 Result	MS		MSD		MS % Rec	MSD % Rec	% Rec Limits	RPD	Max RPD	Qual
			Spike Conc.	MS Result	Spike Conc.	MSD Result						
Nitrogen, Nitrate	mg/L	ND	1	1.0	1	1.0	96	95	90-110	1	20	
Nitrogen, Nitrite	mg/L	ND	1	1.0	1	1.0	100	101	90-110	1	20	

Results presented on this page are in the units indicated by the "Units" column except where an alternate unit is presented to the right of the result.

REPORT OF LABORATORY ANALYSIS

This report shall not be reproduced, except in full,
without the written consent of Pace Analytical Services, LLC.

QUALITY CONTROL DATA

Project: Harding St Profile 1 Report 2

Pace Project No.: 50331206

QC Batch: 707057

Analysis Method: EPA 365.1

QC Batch Method: EPA 365.1

Analysis Description: 365.1 Total Phosphorus

Laboratory: Pace Analytical Services - Indianapolis

Associated Lab Samples: 50331206001, 50331206002

METHOD BLANK: 3250465

Matrix: Water

Associated Lab Samples: 50331206001, 50331206002

Parameter	Units	Blank Result	Reporting Limit	MDL	Analyzed	Qualifiers
Phosphate as P04	mg/L	ND	0.15	0.15	11/20/22 16:47	

LABORATORY CONTROL SAMPLE: 3250466

Parameter	Units	Spike Conc.	LCS Result	LCS % Rec	% Rec Limits	Qualifiers
Phosphate as P04	mg/L		1.4			

MATRIX SPIKE & MATRIX SPIKE DUPLICATE: 3250467 3250468

Parameter	Units	50331216001 Result	MS Spike Conc.	MSD Spike Conc.	MS Result	MSD Result	MS % Rec	MSD % Rec	% Rec Limits	RPD	Max RPD	Qual
Phosphate as P04	mg/L	ND			1.4	1.3					3	

MATRIX SPIKE SAMPLE: 3250469

Parameter	Units	50331240001 Result	Spike Conc.	MS Result	MS % Rec	% Rec Limits	Qualifiers
Phosphate as P04	mg/L		0.20		1.7		

Results presented on this page are in the units indicated by the "Units" column except where an alternate unit is presented to the right of the result.

REPORT OF LABORATORY ANALYSIS

This report shall not be reproduced, except in full,
without the written consent of Pace Analytical Services, LLC.

QUALITY CONTROL DATA

Project: Harding St Profile 1 Report 2

Pace Project No.: 50331206

QC Batch: 709750	Analysis Method: SM 5310C
QC Batch Method: SM 5310C	Analysis Description: 5310C Total Organic Carbon
	Laboratory: Pace Analytical Services - Indianapolis

Associated Lab Samples: 50331206001, 50331206002

METHOD BLANK: 3261536 Matrix: Water

Associated Lab Samples: 50331206001, 50331206002

Parameter	Units	Blank Result	Reporting Limit	MDL	Analyzed	Qualifiers
Total Organic Carbon	mg/L	ND	1.0	0.14	12/09/22 17:25	

LABORATORY CONTROL SAMPLE: 3261537

Parameter	Units	Spike Conc.	LCS Result	LCS % Rec	% Rec Limits	Qualifiers
Total Organic Carbon	mg/L	10	9.9	99	90-110	

MATRIX SPIKE & MATRIX SPIKE DUPLICATE: 3261538 3261539

Parameter	Units	50331092009 Result	MS Spike Conc.	MSD Spike Conc.	MS Result	MSD Result	MS % Rec	MSD % Rec	% Rec Limits	RPD	Max RPD	Qual
Total Organic Carbon	mg/L	1.8	10	10	10.9	10.9	91	91	80-120	0	20	

MATRIX SPIKE SAMPLE: 3261540

Parameter	Units	50331092010 Result	Spike Conc.	MS Result	MS % Rec	% Rec Limits	Qualifiers
Total Organic Carbon	mg/L	ND	10	9.7	81	80-120	

Results presented on this page are in the units indicated by the "Units" column except where an alternate unit is presented to the right of the result.

REPORT OF LABORATORY ANALYSIS

This report shall not be reproduced, except in full,
without the written consent of Pace Analytical Services, LLC.

QUALITY CONTROL DATA

Project: Harding St Profile 1 Report 2

Pace Project No.: 50331206

QC Batch: 708847

Analysis Method: SM 5310C

QC Batch Method: SM 5310C

Analysis Description: 5310C Dissolved Organic Carbon

Laboratory: Pace Analytical Services - Indianapolis

Associated Lab Samples: 50331206001, 50331206002

METHOD BLANK: 3257782

Matrix: Water

Associated Lab Samples: 50331206001, 50331206002

Parameter	Units	Blank Result	Reporting Limit	MDL	Analyzed	Qualifiers
Dissolved Organic Carbon	mg/L	ND	1.0	0.14	12/06/22 16:51	

LABORATORY CONTROL SAMPLE: 3257783

Parameter	Units	Spike Conc.	LCS Result	LCS % Rec	% Rec Limits	Qualifiers
Dissolved Organic Carbon	mg/L	10	9.7	97	90-110	

MATRIX SPIKE & MATRIX SPIKE DUPLICATE: 3257784 3257785

Parameter	Units	50331185004		50331185005		MS Result	MSD Result	MS % Rec	MSD % Rec	% Rec Limits	RPD	Max RPD	Qual
		Result	MS Spike Conc.	MSD Spike Conc.	MS Result								
Dissolved Organic Carbon	mg/L	10	10	10	19.5	19.5	95	96	80-120	0	20		

MATRIX SPIKE SAMPLE: 3257786

Parameter	Units	50331185005 Result	Spike Conc.	MS Result	MS % Rec	% Rec Limits	Qualifiers
Dissolved Organic Carbon	mg/L	3.8	10	13.7	99	80-120	

Results presented on this page are in the units indicated by the "Units" column except where an alternate unit is presented to the right of the result.

REPORT OF LABORATORY ANALYSIS

This report shall not be reproduced, except in full,
without the written consent of Pace Analytical Services, LLC.

ANALYTICAL RESULTS - RADIOCHEMISTRY

Project: Harding St Profile 1 Report 2

Pace Project No.: 50331206

Sample: MW-102D **Lab ID: 50331206001** Collected: 11/14/22 10:57 Received: 11/16/22 09:50 Matrix: Water
PWS: Site ID: Sample Type:

Parameters	Method	Act ± Unc (MDC) Carr Trac	Units	Analyzed	CAS No.	Qual
	Pace Analytical Services - Greensburg					
Radium-226	EPA 903.1	0.276 ± 0.338 (0.552) C:NA T:92%	pCi/L	12/11/22 14:18	13982-63-3	
	Pace Analytical Services - Greensburg					
Radium-228	EPA 904.0	1.07 ± 0.439 (0.700) C:80% T:92%	pCi/L	12/02/22 15:27	15262-20-1	
	Pace Analytical Services - Greensburg					
Total Radium	Total Radium Calculation	1.35 ± 0.777 (1.25)	pCi/L	12/12/22 17:10	7440-14-4	

REPORT OF LABORATORY ANALYSIS

This report shall not be reproduced, except in full,
without the written consent of Pace Analytical Services, LLC.

ANALYTICAL RESULTS - RADIOCHEMISTRY

Project: Harding St Profile 1 Report 2

Pace Project No.: 50331206

Sample: MW-106S **Lab ID: 50331206002** Collected: 11/14/22 13:42 Received: 11/16/22 09:50 Matrix: Water
PWS: Site ID: Sample Type:

Parameters	Method	Act ± Unc (MDC) Carr Trac	Units	Analyzed	CAS No.	Qual
	Pace Analytical Services - Greensburg					
Radium-226	EPA 903.1	0.197 ± 0.273 (0.456) C:NA T:84%	pCi/L	12/11/22 14:31	13982-63-3	
	Pace Analytical Services - Greensburg					
Radium-228	EPA 904.0	1.30 ± 0.663 (1.14) C:77% T:84%	pCi/L	12/02/22 19:05	15262-20-1	
	Pace Analytical Services - Greensburg					
Total Radium	Total Radium Calculation	1.50 ± 0.936 (1.60)	pCi/L	12/12/22 17:10	7440-14-4	

REPORT OF LABORATORY ANALYSIS

This report shall not be reproduced, except in full,
without the written consent of Pace Analytical Services, LLC.

QUALITY CONTROL - RADIOCHEMISTRY

Project: Harding St Profile 1 Report 2

Pace Project No.: 50331206

QC Batch: 548536

Analysis Method: EPA 904.0

QC Batch Method: EPA 904.0

Analysis Description: 904.0 Radium 228

Laboratory: Pace Analytical Services - Greensburg

Associated Lab Samples: 50331206001, 50331206002

METHOD BLANK: 2664841

Matrix: Water

Associated Lab Samples: 50331206001, 50331206002

Parameter	Act ± Unc (MDC) Carr Trac	Units	Analyzed	Qualifiers
Radium-228	0.338 ± 0.303 (0.604) C:70% T:90%	pCi/L	12/02/22 15:20	

Results presented on this page are in the units indicated by the "Units" column except where an alternate unit is presented to the right of the result.

REPORT OF LABORATORY ANALYSIS

This report shall not be reproduced, except in full,
without the written consent of Pace Analytical Services, LLC.

QUALITY CONTROL - RADIOCHEMISTRY

Project: Harding St Profile 1 Report 2

Pace Project No.: 50331206

QC Batch: 548535

Analysis Method: EPA 903.1

QC Batch Method: EPA 903.1

Analysis Description: 903.1 Radium-226

Laboratory: Pace Analytical Services - Greensburg

Associated Lab Samples: 50331206001, 50331206002

METHOD BLANK: 2664839

Matrix: Water

Associated Lab Samples: 50331206001, 50331206002

Parameter	Act ± Unc (MDC) Carr Trac	Units	Analyzed	Qualifiers
Radium-226	0.000 ± 0.211 (0.430) C:NA T:90%	pCi/L	12/11/22 13:58	

Results presented on this page are in the units indicated by the "Units" column except where an alternate unit is presented to the right of the result.

REPORT OF LABORATORY ANALYSIS

This report shall not be reproduced, except in full,
without the written consent of Pace Analytical Services, LLC.

QUALIFIERS

Project: Harding St Profile 1 Report 2

Pace Project No.: 50331206

DEFINITIONS

DF - Dilution Factor, if reported, represents the factor applied to the reported data due to dilution of the sample aliquot.

ND - Not Detected at or above adjusted reporting limit.

TNTC - Too Numerous To Count

J - Estimated concentration above the adjusted method detection limit and below the adjusted reporting limit.

MDL - Adjusted Method Detection Limit.

PQL - Practical Quantitation Limit.

RL - Reporting Limit - The lowest concentration value that meets project requirements for quantitative data with known precision and bias for a specific analyte in a specific matrix.

S - Surrogate

1,2-Diphenylhydrazine decomposes to and cannot be separated from Azobenzene using Method 8270. The result for each analyte is a combined concentration.

Consistent with EPA guidelines, unrounded data are displayed and have been used to calculate % recovery and RPD values.

LCS(D) - Laboratory Control Sample (Duplicate)

MS(D) - Matrix Spike (Duplicate)

DUP - Sample Duplicate

RPD - Relative Percent Difference

NC - Not Calculable.

SG - Silica Gel - Clean-Up

U - Indicates the compound was analyzed for, but not detected.

N-Nitrosodiphenylamine decomposes and cannot be separated from Diphenylamine using Method 8270. The result reported for each analyte is a combined concentration.

Reported results are not rounded until the final step prior to reporting. Therefore, calculated parameters that are typically reported as "Total" may vary slightly from the sum of the reported component parameters.

Act - Activity

Unc - Uncertainty: SDWA = 1.96 sigma count uncertainty, all other matrices = Expanded Uncertainty (95% confidence interval).

Gamma Spec = Expanded Uncertainty (95.4% Confidence Interval)

(MDC) - Minimum Detectable Concentration

Trac - Tracer Recovery (%)

Carr - Carrier Recovery (%)

Pace Analytical is TNI accredited. Contact your Pace PM for the current list of accredited analytes.

TNI - The NELAC Institute.

ANALYTE QUALIFIERS

H3 Sample was received or analysis requested beyond the recognized method holding time.

M3 Matrix spike recovery was outside laboratory control limits due to matrix interferences.

N2 The lab does not hold NELAC/TNI accreditation for this parameter but other accreditations/certifications may apply. A complete list of accreditations/certifications is available upon request.

P6 Matrix spike recovery was outside laboratory control limits due to a parent sample concentration notably higher than the spike level.

REPORT OF LABORATORY ANALYSIS

This report shall not be reproduced, except in full,
without the written consent of Pace Analytical Services, LLC.

QUALITY CONTROL DATA CROSS REFERENCE TABLE

Project: Harding St Profile 1 Report 2
Pace Project No.: 50331206

Lab ID	Sample ID	QC Batch Method	QC Batch	Analytical Method	Analytical Batch
50331206001	MW-102D	EPA 9056	707360		
50331206002	MW-106S	EPA 9056	707360		
50331206001	MW-102D	EPA 3010	707794	EPA 6010	709217
50331206002	MW-106S	EPA 3010	707794	EPA 6010	709217
50331206001	MW-102D	EPA 3010	707782	EPA 6010	709152
50331206002	MW-106S	EPA 3010	707782	EPA 6010	709152
50331206001	MW-102D	EPA 200.2	706738	EPA 6020	706984
50331206002	MW-106S	EPA 200.2	706738	EPA 6020	706984
50331206001	MW-102D	EPA 903.1	548535		
50331206002	MW-106S	EPA 903.1	548535		
50331206001	MW-102D	EPA 904.0	548536		
50331206002	MW-106S	EPA 904.0	548536		
50331206001	MW-102D	Total Radium Calculation	553209		
50331206002	MW-106S	Total Radium Calculation	553209		
50331206001	MW-102D	SM 2320B	706881		
50331206002	MW-106S	SM 2320B	706881		
50331206001	MW-102D	SM 2540C	707384		
50331206002	MW-106S	SM 2540C	707384		
50331206001	MW-102D	SM 4500-H+B	707352		
50331206002	MW-106S	SM 4500-H+B	707352		
50331206001	MW-102D	SM 4500-S2-D	707329		
50331206002	MW-106S	SM 4500-S2-D	707329		
50331206001	MW-102D	HACH 8146	706810		
50331206002	MW-106S	HACH 8146	706810		
50331206001	MW-102D	EPA 353.2	706785		
50331206002	MW-106S	EPA 353.2	706785		
50331206001	MW-102D	EPA 365.1	707057	EPA 365.1	707397
50331206002	MW-106S	EPA 365.1	707057	EPA 365.1	707397
50331206001	MW-102D	SM 5310C	709750		
50331206002	MW-106S	SM 5310C	709750		
50331206001	MW-102D	SM 5310C	708847		
50331206002	MW-106S	SM 5310C	708847		

REPORT OF LABORATORY ANALYSIS

This report shall not be reproduced, except in full,
without the written consent of Pace Analytical Services, LLC.



SAMPLE CONDITION UPON RECEIPT FORM

Date/Time and Initials of person examining contents: BS 11/10/22 1000

1. Courier: FED EX UPS CLIENT PACE USPS OTHER _____

2. Custody Seal on Cooler/Box Present: Yes No
 (If yes)Seals Intact: Yes No (leave blank if no seals were present)

3. Thermometer: 1 2 3 4 5 6 A B C D E F

4. Cooler Temperature(s): 0.3 10.3
 (Initial/Corrected) RECORD TEMPS OF ALL COOLERS RECEIVED (use Comments below to add more)

5. Packing Material: Bubble Wrap Bubble Bags
 None Other _____

6. Ice Type: Wet Blue None

7. If temp. is over 6°C or under 0°C, was the PM notified?: Yes No
 Cooler temp should be above freezing to 6°C

All discrepancies will be written out in the comments section below.

	Yes	No		Yes	No	N/A
USDA Regulated Soils? (HI, ID, NY, WA, OR, CA, NM, TX, OK, AR, LA, TN, AL, MS, NC, SC, GA, FL, or Puerto Rico)		✓	All containers needing acid/base preservation have been pH CHECKED?: Exceptions: VOA, coliform, LLHg, O&G, RAD CHEM, and any container with a septum cap or preserved with HCl.	✓		
Short Hold Time Analysis (48 hours or less)? Analysis: <u>NO3</u>	✓		Circle: <u>HNO3 (<2)</u> <u>H2SO4 (<2)</u> NaOH (>10) <u>NaOH/ZnAc (>9)</u> Any non-conformance to pH recommendations will be noted on the container count form	✓		
Time 5035A TC placed in Freezer or Short Holds To Lab Time: <u>10:05</u>			Residual Chlorine Check (SVOC 625 Pest/PCB 608)	<u>Present</u>	<u>Absent</u>	<u>N/A</u> ✓
Rush TAT Requested (4 days or less):		✓	Residual Chlorine Check (Total/Amenable/Free Cyanide)			✓
Custody Signatures Present?	✓		Headspace Wisconsin Sulfide?			✓
Containers Intact?:	✓		Headspace in VOA Vials (>6mm): See Containter Count form for details	<u>Present</u>	<u>Absent</u>	No VOA Vials Sent ✓
Sample Label (IDs/Dates/Times) Match COC?: Except TCs, which only require sample ID	✓		Trip Blank Present?		✓	
Extra labels on Terracore Vials? (soils only)			Trip Blank Custody Seals?:			✓

COMMENTS:

Sample Container Count

** Place a RED dot on containers

that are out of conformance **

COC Line Item	WGFU	MeOH (only) SBS DI R	VIALS										AMBER GLASS						PLASTIC							OTHER			Matrix	Nitric Red	Sulfuric Yellow	Sodium Hydroxide Green	Sodium Hydroxide/ ZnAc Black	
			DG9H	VG9H	VOA VIAL HS (>6mm)	VG9U	DG9U	VG9T	AG0U	AG1H	AG1U	AG2U	AG3S	AG3SF	AG3C	BP1U	BP1N	BP2U	BP3U	BP3N	BP3F	BP3S	BP3B	BP3Z	CG3H	CG3F	Syringe Kit							
			HNO3 <2	H2SO4 <2	NaOH >10	NaOH/Zn Ac >9																												
1											1	1				2	1	2	1	1	1		1								W	✓	✓	✓
2											1	1				2	1	2	1	1	1		1								W	✓	✓	✓
3																																		
4																																		
5																																		
6																																		
7																																		
8																																		
9																																		
10																																		
11																																		
12																																		

Container Codes

Glass				Plastic			
DG9H	40mL HCl amber voa vial	BG1T	1L Na Thiosulfate clear glass	BP1B	1L NaOH plastic	BP4U	125mL unpreserved plastic
DG9P	40mL TSP amber vial	BG1U	1L unpreserved glass	BP1N	1L HNO3 plastic	BP4N	125mL HNO3 plastic
DG9S	40mL H2SO4 amber vial	BG3H	250mL HCl Clear Glass	BP1S	1L H2SO4 plastic	BP4S	125mL H2SO4 plastic
DG9T	40mL Na Thio amber vial	BG3U	250mL Unpres Clear Glass	BP1U	1L unpreserved plastic	Miscellaneous	
DG9U	40mL unpreserved amber vial	AG0U	100mL unpres amber glass	BP1Z	1L NaOH, Zn, Ac		
VG9H	40mL HCl clear vial	AG1H	1L HCl amber glass	BP2N	500mL HNO3 plastic	Syringe Kit	LL Cr+6 sampling kit
VG9T	40mL Na Thio. clear vial	AG1S	1L H2SO4 amber glass	BP2C	500mL NaOH plastic	ZPLC	Ziploc Bag
VG9U	40mL unpreserved clear vial	AG1T	1L Na Thiosulfate amber glass	BP2S	500mL H2SO4 plastic	R	Terracore Kit
I	40mL w/hexane wipe vial	AG1U	1liter unpres amber glass	BP2U	500mL unpreserved plastic	SP5T	120mL Coliform Sodium Thiosulfate
WGPU	8oz unpreserved clear jar	AG2N	500mL HNO3 amber glass	BP2Z	500mL NaOH, Zn Ac	GN	General Container
WGFU	4oz clear soil jar	AG2S	500mL H2SO4 amber glass	BP3B	250mL NaOH plastic	U	Summa Can (air sample)
JGFU	4oz unpreserved amber wide	AG2U	500mL unpres amber glass	BP3N	250mL HNO3 plastic	WT	Water
CG3H	250mL clear glass HCl	AG3S	250mL H2SO4 amber glass	BP3F	250mL HNO3 plastic-field filtered	SL	Solid Solid
CG3F	250mL clear glass HCl, Field Filter	AG3SF	250mL H2SO4 amb glass -field filtered	BP3U	250mL unpreserved plastic	OL:	Oil
BG1H	1L HCl clear glass	AG3U	250mL unpres amber glass	BP3S	250mL H2SO4 plastic	NAL	Non-aqueous liquid
BG1S	1L H2SO4 clear glass	AG3C	250mL NaOH amber glass	BP3Z	250mL NaOH, ZnAc plastic	WP	Wipe

March 13, 2023

Mr. Mark Breting
ATC Group Services
7988 Centerpoint Drive
Suite 100
Indianapolis, IN 46256

RE: Project: Harding St Profile 1 Report 2
Pace Project No.: 50331209

Dear Mr. Breting:

Enclosed are the analytical results for sample(s) received by the laboratory on November 16, 2022. The results relate only to the samples included in this report. Results reported herein conform to the applicable TNI/NELAC Standards and the laboratory's Quality Manual, where applicable, unless otherwise noted in the body of the report.

The test results provided in this final report were generated by each of the following laboratories within the Pace Network:

- Pace Analytical Services - Indianapolis
- Pace Analytical Services - Greensburg

If you have any questions concerning this report, please feel free to contact me.

Sincerely,



Will Statz
will.statz@pacelabs.com
(317)228-3105
Project Manager

Enclosures

cc: Mr. Robert Miller, Haley & Aldrich



REPORT OF LABORATORY ANALYSIS

This report shall not be reproduced, except in full,
without the written consent of Pace Analytical Services, LLC.

CERTIFICATIONS

Project: Harding St Profile 1 Report 2
Pace Project No.: 50331209

Pace Analytical Services Pennsylvania

1638 Roseytown Rd Suites 2,3&4, Greensburg, PA 15601
ANAB DOD-ELAP Rad Accreditation #: L2417
Alabama Certification #: 41590
Arizona Certification #: AZ0734
Arkansas Certification
California Certification #: 04222CA
Colorado Certification #: PA01547
Connecticut Certification #: PH-0694
Delaware Certification
EPA Region 4 DW Rad
Florida/TNI Certification #: E87683
Georgia Certification #: C040
Florida: Cert E871149 SEKS WET
Guam Certification
Hawaii Certification
Idaho Certification
Illinois Certification
Indiana Certification
Iowa Certification #: 391
Kansas/TNI Certification #: E-10358
Kentucky Certification #: KY90133
KY WW Permit #: KY0098221
KY WW Permit #: KY0000221
Louisiana DHH/TNI Certification #: LA180012
Louisiana DEQ/TNI Certification #: 4086
Maine Certification #: 2017020
Maryland Certification #: 308
Massachusetts Certification #: M-PA1457
Michigan/PADEP Certification #: 9991

Missouri Certification #: 235
Montana Certification #: Cert0082
Nebraska Certification #: NE-OS-29-14
Nevada Certification #: PA014572018-1
New Hampshire/TNI Certification #: 297617
New Jersey/TNI Certification #: PA051
New Mexico Certification #: PA01457
New York/TNI Certification #: 10888
North Carolina Certification #: 42706
North Dakota Certification #: R-190
Ohio EPA Rad Approval: #41249
Oregon/TNI Certification #: PA200002-010
Pennsylvania/TNI Certification #: 65-00282
Puerto Rico Certification #: PA01457
Rhode Island Certification #: 65-00282
South Dakota Certification
Tennessee Certification #: 02867
Texas/TNI Certification #: T104704188-17-3
Utah/TNI Certification #: PA014572017-9
USDA Soil Permit #: P330-17-00091
Vermont Dept. of Health: ID# VT-0282
Virgin Island/PADEP Certification
Virginia/VELAP Certification #: 460198
Washington Certification #: C868
West Virginia DEP Certification #: 143
West Virginia DHHR Certification #: 9964C
Wisconsin Approve List for Rad
Wyoming Certification #: 8TMS-L

Pace Analytical Services Indianapolis

7726 Moller Road, Indianapolis, IN 46268
Illinois Accreditation #: 200074
Indiana Drinking Water Laboratory #: C-49-06
Kansas/TNI Certification #: E-10177
Kentucky UST Agency Interest #: 80226
Kentucky WW Laboratory ID #: 98019
Michigan Drinking Water Laboratory #9050

Ohio VAP Certified Laboratory #: CL0065
Oklahoma Laboratory #: 9204
Texas Certification #: T104704355
Wisconsin Laboratory #: 999788130
USDA Foreign Soil Permit #: 525-23-13-23119
USDA Compliance Agreement #: IN-SL-22-001

REPORT OF LABORATORY ANALYSIS

This report shall not be reproduced, except in full,
without the written consent of Pace Analytical Services, LLC.

SAMPLE SUMMARY

Project: Harding St Profile 1 Report 2

Pace Project No.: 50331209

Lab ID	Sample ID	Matrix	Date Collected	Date Received
50331209001	MW-106D	Water	11/14/22 11:15	11/16/22 09:50

REPORT OF LABORATORY ANALYSIS

This report shall not be reproduced, except in full,
without the written consent of Pace Analytical Services, LLC.

SAMPLE ANALYTE COUNT

Project: Harding St Profile 1 Report 2

Pace Project No.: 50331209

Lab ID	Sample ID	Method	Analysts	Analytes Reported	Laboratory
50331209001	MW-106D	EPA 9056	RMR	3	PASI-I
		EPA 6010	RAM	15	PASI-I
		EPA 6010	JPK	3	PASI-I
		EPA 6020	CAW	4	PASI-I
		EPA 903.1	GDH	1	PASI-PA
		EPA 904.0	VAL	1	PASI-PA
		Total Radium Calculation	JAL	1	PASI-PA
		SM 2320B	TAY	3	PASI-I
		SM 2540C	AEL	1	PASI-I
		SM 4500-H+B	TRK	1	PASI-I
		SM 4500-S2-D	BEP	1	PASI-I
		HACH 8146	ZM	1	PASI-I
		EPA 353.2	OAS	2	PASI-I
		EPA 365.1	MMS	1	PASI-I
		SM 5310C	MMS	1	PASI-I
		SM 5310C	ATS	1	PASI-I

PASI-I = Pace Analytical Services - Indianapolis

PASI-PA = Pace Analytical Services - Greensburg

REPORT OF LABORATORY ANALYSIS

This report shall not be reproduced, except in full,
without the written consent of Pace Analytical Services, LLC.

SUMMARY OF DETECTION

Project: Harding St Profile 1 Report 2

Pace Project No.: 50331209

Lab Sample ID Method	Client Sample ID Parameters	Result	Units	Report Limit	Analyzed	Qualifiers
50331209001	MW-106D					
EPA 9056	Chloride	290	mg/L	25.0	11/23/22 11:19	
EPA 9056	Fluoride	0.27	mg/L	0.10	11/23/22 11:03	
EPA 9056	Sulfate	675	mg/L	25.0	11/23/22 11:19	
EPA 6010	Barium	30.1	ug/L	10.0	12/02/22 10:22	
EPA 6010	Boron	12900	ug/L	100	12/02/22 10:22	
EPA 6010	Calcium	249000	ug/L	5000	12/02/22 12:50	
EPA 6010	Iron	3920	ug/L	100	12/02/22 10:22	
EPA 6010	Lithium	102	ug/L	20.0	12/02/22 10:22	
EPA 6010	Magnesium	52800	ug/L	1000	12/02/22 10:22	
EPA 6010	Manganese	305	ug/L	10.0	12/02/22 10:22	
EPA 6010	Molybdenum	255	ug/L	10.0	12/02/22 10:22	
EPA 6010	Potassium	14300	ug/L	1000	12/02/22 10:22	
EPA 6010	Silica	14800	ug/L	450	12/02/22 10:22	N2
EPA 6010	Sodium	205000	ug/L	5000	12/02/22 12:50	
EPA 6010	Iron, Dissolved	3770	ug/L	100	12/01/22 23:34	
EPA 6010	Manganese, Dissolved	308	ug/L	10.0	12/01/22 23:34	
EPA 6010	Molybdenum, Dissolved	260	ug/L	10.0	12/01/22 23:34	
EPA 6020	Arsenic	192	ug/L	1.0	11/18/22 03:50	
EPA 903.1	Radium-226	0.533 ± 0.448 (0.667)	pCi/L		12/11/22 14:31	
EPA 904.0	Radium-228	C:NA T:89% 0.659 ± 0.551 (1.10)	pCi/L		12/02/22 19:05	
		C:76% T:89%				
Total Radium Calculation	Total Radium	1.19 ± 0.999 (1.77)	pCi/L		12/12/22 17:10	
SM 2320B	Alkalinity, Total as CaCO3	243	mg/L	10.0	11/21/22 12:31	
SM 2320B	Alkalinity,Bicarbonate (CaCO3)	243	mg/L	10.0	11/21/22 12:31	
SM 2540C	Total Dissolved Solids	1560	mg/L	20.0	11/20/22 08:36	
SM 4500-H+B	pH at 25 Degrees C	7.4	Std. Units	0.10	11/19/22 14:35	H3
EPA 365.1	Phosphate as P04	1.2	mg/L	0.15	11/20/22 16:52	

REPORT OF LABORATORY ANALYSIS

This report shall not be reproduced, except in full,
without the written consent of Pace Analytical Services, LLC.

ANALYTICAL RESULTS

Project: Harding St Profile 1 Report 2

Pace Project No.: 50331209

Sample: MW-106D **Lab ID: 50331209001** Collected: 11/14/22 11:15 Received: 11/16/22 09:50 Matrix: Water

Parameters	Results	Units	Report Limit	MDL	DF	Prepared	Analyzed	CAS No.	Qual
------------	---------	-------	--------------	-----	----	----------	----------	---------	------

9056 IC Anions

Analytical Method: EPA 9056
Pace Analytical Services - Indianapolis

Chloride	290	mg/L	25.0	6.7	100		11/23/22 11:19	16887-00-6	
Fluoride	0.27	mg/L	0.10	0.017	1		11/23/22 11:03	16984-48-8	
Sulfate	675	mg/L	25.0	8.5	100		11/23/22 11:19	14808-79-8	

6010 MET ICP

Analytical Method: EPA 6010 Preparation Method: EPA 3010
Pace Analytical Services - Indianapolis

Aluminum	ND	ug/L	200	54.4	1	11/30/22 09:17	12/02/22 10:22	7429-90-5	
Barium	30.1	ug/L	10.0	1.3	1	11/30/22 09:17	12/02/22 10:22	7440-39-3	
Boron	12900	ug/L	100	61.4	1	11/30/22 09:17	12/02/22 10:22	7440-42-8	
Cadmium	ND	ug/L	2.0	0.48	1	11/30/22 09:17	12/02/22 10:22	7440-43-9	
Calcium	249000	ug/L	5000	442	5	11/30/22 09:17	12/02/22 12:50	7440-70-2	
Chromium	ND	ug/L	10.0	2.4	1	11/30/22 09:17	12/02/22 10:22	7440-47-3	
Iron	3920	ug/L	100	48.8	1	11/30/22 09:17	12/02/22 10:22	7439-89-6	
Lead	ND	ug/L	10.0	3.9	1	11/30/22 09:17	12/02/22 10:22	7439-92-1	
Lithium	102	ug/L	20.0	6.2	1	11/30/22 09:17	12/02/22 10:22	7439-93-2	
Magnesium	52800	ug/L	1000	43.0	1	11/30/22 09:17	12/02/22 10:22	7439-95-4	
Manganese	305	ug/L	10.0	5.4	1	11/30/22 09:17	12/02/22 10:22	7439-96-5	
Molybdenum	255	ug/L	10.0	2.0	1	11/30/22 09:17	12/02/22 10:22	7439-98-7	
Potassium	14300	ug/L	1000	200	1	11/30/22 09:17	12/02/22 10:22	7440-09-7	
Silica	14800	ug/L	450		1	11/30/22 09:17	12/02/22 10:22	7631-86-9	N2
Sodium	205000	ug/L	5000	1420	5	11/30/22 09:17	12/02/22 12:50	7440-23-5	

6010 MET ICP, Dissolved

Analytical Method: EPA 6010 Preparation Method: EPA 3010
Pace Analytical Services - Indianapolis

Iron, Dissolved	3770	ug/L	100	48.8	1	11/30/22 09:27	12/01/22 23:34	7439-89-6	
Manganese, Dissolved	308	ug/L	10.0	2.5	1	11/30/22 09:27	12/01/22 23:34	7439-96-5	
Molybdenum, Dissolved	260	ug/L	10.0	3.7	1	11/30/22 09:27	12/01/22 23:34	7439-98-7	

6020 MET ICPMS

Analytical Method: EPA 6020 Preparation Method: EPA 200.2
Pace Analytical Services - Indianapolis

Antimony	ND	ug/L	1.0	0.075	1	11/17/22 08:40	11/18/22 03:50	7440-36-0	
Arsenic	192	ug/L	1.0	0.17	1	11/17/22 08:40	11/18/22 03:50	7440-38-2	
Cobalt	ND	ug/L	1.0	0.041	1	11/17/22 08:40	11/18/22 03:50	7440-48-4	
Selenium	ND	ug/L	1.0	0.33	1	11/17/22 08:40	11/18/22 03:50	7782-49-2	

2320B Alkalinity

Analytical Method: SM 2320B
Pace Analytical Services - Indianapolis

Alkalinity, Total as CaCO3	243	mg/L	10.0	10.0	1		11/21/22 12:31		
Alkalinity,Bicarbonate (CaCO3)	243	mg/L	10.0	10.0	1		11/21/22 12:31		
Alkalinity,Carbonate (CaCO3)	ND	mg/L	10.0	10.0	1		11/21/22 12:31		

2540C Total Dissolved Solids

Analytical Method: SM 2540C
Pace Analytical Services - Indianapolis

Total Dissolved Solids	1560	mg/L	20.0	20.0	1		11/20/22 08:36		
------------------------	-------------	------	------	------	---	--	----------------	--	--

REPORT OF LABORATORY ANALYSIS

This report shall not be reproduced, except in full,
without the written consent of Pace Analytical Services, LLC.

ANALYTICAL RESULTS

Project: Harding St Profile 1 Report 2

Pace Project No.: 50331209

Sample: MW-106D		Lab ID: 50331209001		Collected: 11/14/22 11:15	Received: 11/16/22 09:50	Matrix: Water				
Parameters	Results	Units	Report Limit	MDL	DF	Prepared	Analyzed	CAS No.	Qual	
4500H+ pH, Electrometric		Analytical Method: SM 4500-H+B Pace Analytical Services - Indianapolis								
pH at 25 Degrees C	7.4	Std. Units	0.10	0.10	1		11/19/22 14:35		H3	
4500S2D Sulfide Water		Analytical Method: SM 4500-S2-D Pace Analytical Services - Indianapolis								
Sulfide	ND	mg/L	0.10	0.025	1		11/19/22 11:03	18496-25-8		
Iron, Ferrous		Analytical Method: HACH 8146 Pace Analytical Services - Indianapolis								
Iron, Ferrous	ND	mg/L	0.20	0.096	1		11/16/22 21:20	15438-31-0	H3,N2	
353.2 Nitrogen, NO2/NO3 unpres		Analytical Method: EPA 353.2 Pace Analytical Services - Indianapolis								
Nitrogen, Nitrate	ND	mg/L	0.10	0.011	1		11/16/22 10:29	14797-55-8		
Nitrogen, Nitrite	ND	mg/L	0.10	0.0040	1		11/16/22 10:29	14797-65-0		
365.1 Total Phosphorus		Analytical Method: EPA 365.1 Preparation Method: EPA 365.1 Pace Analytical Services - Indianapolis								
Phosphate as P04	1.2	mg/L	0.15	0.15	1	11/18/22 12:30	11/20/22 16:52			
5310C TOC		Analytical Method: SM 5310C Pace Analytical Services - Indianapolis								
Total Organic Carbon	ND	mg/L	4.0	0.57	4		12/11/22 00:35	7440-44-0		
5310C Dissolved Organic Carbon		Analytical Method: SM 5310C Pace Analytical Services - Indianapolis								
Dissolved Organic Carbon	ND	mg/L	4.0	0.57	4		12/07/22 21:29		D3	

REPORT OF LABORATORY ANALYSIS

This report shall not be reproduced, except in full,
without the written consent of Pace Analytical Services, LLC.

QUALITY CONTROL DATA

Project: Harding St Profile 1 Report 2

Pace Project No.: 50331209

QC Batch: 707361

Analysis Method: EPA 9056

QC Batch Method: EPA 9056

Analysis Description: 9056 IC Anions

Laboratory: Pace Analytical Services - Indianapolis

Associated Lab Samples: 50331209001

METHOD BLANK: 3252108

Matrix: Water

Associated Lab Samples: 50331209001

Parameter	Units	Blank Result	Reporting Limit	MDL	Analyzed	Qualifiers
Chloride	mg/L	ND	0.25	0.067	11/23/22 10:20	
Fluoride	mg/L	ND	0.10	0.017	11/23/22 10:20	
Sulfate	mg/L	ND	0.25	0.085	11/23/22 10:20	

LABORATORY CONTROL SAMPLE: 3252109

Parameter	Units	Spike Conc.	LCS Result	LCS % Rec	% Rec Limits	Qualifiers
Chloride	mg/L	1.2	1.2	97	80-120	
Fluoride	mg/L	0.5	0.47	95	80-120	
Sulfate	mg/L	2.5	2.5	99	80-120	

MATRIX SPIKE & MATRIX SPIKE DUPLICATE: 3252110 3252111

Parameter	Units	MS		MSD		MS Result	MSD Result	MS % Rec	MSD % Rec	% Rec Limits	RPD	Max RPD	Qual
		Result	Conc.	Spike Conc.	Spike Conc.								
Chloride	mg/L	64.5	12.5	12.5	77.1	77.0	101	100	80-120	0	15		
Fluoride	mg/L	0.13	0.5	0.5	0.59	0.60	93	94	80-120	1	15		
Sulfate	mg/L	35.3	25	25	60.6	60.4	101	100	80-120	0	15		

Results presented on this page are in the units indicated by the "Units" column except where an alternate unit is presented to the right of the result.

REPORT OF LABORATORY ANALYSIS

This report shall not be reproduced, except in full,
without the written consent of Pace Analytical Services, LLC.

QUALITY CONTROL DATA

Project: Harding St Profile 1 Report 2

Pace Project No.: 50331209

QC Batch: 707794

Analysis Method: EPA 6010

QC Batch Method: EPA 3010

Analysis Description: 6010 MET

Laboratory: Pace Analytical Services - Indianapolis

Associated Lab Samples: 50331209001

METHOD BLANK: 3253621

Matrix: Water

Associated Lab Samples: 50331209001

Parameter	Units	Blank Result	Reporting Limit	MDL	Analyzed	Qualifiers
Aluminum	ug/L	ND	200	54.4	12/02/22 09:58	
Barium	ug/L	ND	10.0	1.3	12/02/22 09:58	
Boron	ug/L	ND	100	61.4	12/02/22 09:58	
Cadmium	ug/L	ND	2.0	0.48	12/02/22 09:58	
Calcium	ug/L	ND	1000	88.4	12/02/22 09:58	
Chromium	ug/L	ND	10.0	2.4	12/02/22 09:58	
Iron	ug/L	ND	100	48.8	12/02/22 09:58	
Lead	ug/L	ND	10.0	3.9	12/02/22 09:58	
Lithium	ug/L	ND	20.0	6.2	12/02/22 09:58	
Magnesium	ug/L	ND	1000	43.0	12/02/22 09:58	
Manganese	ug/L	ND	10.0	5.4	12/02/22 09:58	
Molybdenum	ug/L	ND	10.0	2.0	12/02/22 09:58	
Potassium	ug/L	ND	1000	200	12/02/22 09:58	
Silica	ug/L	ND	450		12/02/22 09:58	N2
Sodium	ug/L	ND	1000	284	12/02/22 09:58	

LABORATORY CONTROL SAMPLE: 3253622

Parameter	Units	Spike Conc.	LCS Result	LCS % Rec	% Rec Limits	Qualifiers
Aluminum	ug/L	10000	10700	107	80-120	
Barium	ug/L	1000	999	100	80-120	
Boron	ug/L	1000	1000	100	80-120	
Cadmium	ug/L	1000	984	98	80-120	
Calcium	ug/L	10000	10400	104	80-120	
Chromium	ug/L	1000	1040	104	80-120	
Iron	ug/L	10000	9860	99	80-120	
Lead	ug/L	1000	960	96	80-120	
Lithium	ug/L	1000	1030	103	80-120	
Magnesium	ug/L	10000	10200	102	80-120	
Manganese	ug/L	1000	978	98	80-120	
Molybdenum	ug/L	1000	1030	103	80-120	
Potassium	ug/L	10000	10400	104	80-120	
Silica	ug/L	10700	10700	100	80-120	N2
Sodium	ug/L	10000	10300	103	80-120	

Results presented on this page are in the units indicated by the "Units" column except where an alternate unit is presented to the right of the result.

REPORT OF LABORATORY ANALYSIS

This report shall not be reproduced, except in full,
without the written consent of Pace Analytical Services, LLC.

QUALITY CONTROL DATA

Project: Harding St Profile 1 Report 2

Pace Project No.: 50331209

MATRIX SPIKE & MATRIX SPIKE DUPLICATE:		3253623		3253624							
Parameter	Units	50331206001	MS	MSD	MS	MSD	MS	MSD	% Rec	Max	Qual
		Result	Spike Conc.	Spike Conc.	Result	Result	% Rec	% Rec	Limits	RPD	
Aluminum	ug/L	ND	10000	10000	11500	11200	115	111	75-125	3	20
Barium	ug/L	53.9	1000	1000	1050	1020	99	97	75-125	2	20
Boron	ug/L	21900	1000	1000	22600	22300	67	36	75-125	1	20 P6
Cadmium	ug/L	ND	1000	1000	1010	994	101	99	75-125	2	20
Calcium	ug/L	364000	10000	10000	440000	457000	757	928	75-125	4	20 P6
Chromium	ug/L	ND	1000	1000	1040	1010	103	101	75-125	3	20
Iron	ug/L	5160	10000	10000	14500	14000	94	88	75-125	4	20
Lead	ug/L	ND	1000	1000	896	876	89	87	75-125	2	20
Lithium	ug/L	53.6	1000	1000	1110	1090	106	104	75-125	2	20
Magnesium	ug/L	55400	10000	10000	64200	61500	88	62	75-125	4	20 P6
Manganese	ug/L	483	1000	1000	1420	1370	93	88	75-125	4	20
Molybdenum	ug/L	552	1000	1000	1570	1530	102	97	75-125	3	20
Potassium	ug/L	15500	10000	10000	26100	25600	106	101	75-125	2	20
Silica	ug/L	14000	10700	10700	24800	24400	101	97	75-125	2	20 N2
Sodium	ug/L	175000	10000	10000	182000	179000	72	36	75-125	2	20 P6

Results presented on this page are in the units indicated by the "Units" column except where an alternate unit is presented to the right of the result.

REPORT OF LABORATORY ANALYSIS

This report shall not be reproduced, except in full,
without the written consent of Pace Analytical Services, LLC.

QUALITY CONTROL DATA

Project: Harding St Profile 1 Report 2

Pace Project No.: 50331209

QC Batch: 707782	Analysis Method: EPA 6010
QC Batch Method: EPA 3010	Analysis Description: 6010 MET Dissolved
	Laboratory: Pace Analytical Services - Indianapolis

Associated Lab Samples: 50331209001

METHOD BLANK: 3253554 Matrix: Water

Associated Lab Samples: 50331209001

Parameter	Units	Blank Result	Reporting Limit	MDL	Analyzed	Qualifiers
Iron, Dissolved	ug/L	ND	100	48.8	12/01/22 22:48	
Manganese, Dissolved	ug/L	ND	10.0	2.5	12/01/22 22:48	
Molybdenum, Dissolved	ug/L	ND	10.0	3.7	12/01/22 22:48	

LABORATORY CONTROL SAMPLE: 3253555

Parameter	Units	Spike Conc.	LCS Result	LCS % Rec	% Rec Limits	Qualifiers
Iron, Dissolved	ug/L	10000	10100	101	80-120	
Manganese, Dissolved	ug/L	1000	974	97	80-120	
Molybdenum, Dissolved	ug/L	1000	1020	102	80-120	

MATRIX SPIKE & MATRIX SPIKE DUPLICATE: 3253556 3253557

Parameter	Units	50331160001		3253556		3253557		% Rec	% Rec	% Rec Limits	RPD	Max RPD	Qual
		MS Result	MSD Result	MS Spike Conc.	MSD Spike Conc.	MS Result	MSD Result						
Iron, Dissolved	ug/L	ND	10000	10000	10000	10300	10600	102	105	75-125	2	20	
Manganese, Dissolved	ug/L	700	1000	1000	1000	1630	1700	93	100	75-125	4	20	
Molybdenum, Dissolved	ug/L	ND	1000	1000	1000	1070	1090	106	109	75-125	2	20	

Results presented on this page are in the units indicated by the "Units" column except where an alternate unit is presented to the right of the result.

REPORT OF LABORATORY ANALYSIS

This report shall not be reproduced, except in full,
without the written consent of Pace Analytical Services, LLC.

QUALITY CONTROL DATA

Project: Harding St Profile 1 Report 2

Pace Project No.: 50331209

QC Batch: 706738	Analysis Method: EPA 6020
QC Batch Method: EPA 200.2	Analysis Description: 6020 MET
	Laboratory: Pace Analytical Services - Indianapolis

Associated Lab Samples: 50331209001

METHOD BLANK: 3248736 Matrix: Water

Associated Lab Samples: 50331209001

Parameter	Units	Blank Result	Reporting Limit	MDL	Analyzed	Qualifiers
Antimony	ug/L	ND	1.0	0.075	11/17/22 20:01	
Arsenic	ug/L	ND	1.0	0.17	11/17/22 20:01	
Cobalt	ug/L	ND	1.0	0.041	11/17/22 20:01	
Selenium	ug/L	ND	1.0	0.33	11/17/22 20:01	

LABORATORY CONTROL SAMPLE: 3248737

Parameter	Units	Spike Conc.	LCS Result	LCS % Rec	% Rec Limits	Qualifiers
Antimony	ug/L	40	42.5	106	80-120	
Arsenic	ug/L	40	37.7	94	80-120	
Cobalt	ug/L	40	41.7	104	80-120	
Selenium	ug/L	40	38.8	97	80-120	

MATRIX SPIKE & MATRIX SPIKE DUPLICATE: 3248738 3248739

Parameter	Units	50331064001 Result	MS		MSD		MS % Rec	MSD % Rec	% Rec Limits	Max RPD	Qual
			Spike Conc.	MS Result	Spike Conc.	MSD Result					
Antimony	ug/L	ND	40	40	40.0	41.1	100	103	75-125	3	20
Arsenic	ug/L	ND	40	40	37.0	39.6	92	98	75-125	7	20
Cobalt	ug/L	ND	40	40	37.9	40.6	95	101	75-125	7	20
Selenium	ug/L	ND	40	40	39.4	40.4	98	101	75-125	2	20

Results presented on this page are in the units indicated by the "Units" column except where an alternate unit is presented to the right of the result.

REPORT OF LABORATORY ANALYSIS

This report shall not be reproduced, except in full,
without the written consent of Pace Analytical Services, LLC.

QUALITY CONTROL DATA

Project: Harding St Profile 1 Report 2

Pace Project No.: 50331209

QC Batch: 707448

Analysis Method: SM 2320B

QC Batch Method: SM 2320B

Analysis Description: 2320B Alkalinity

Laboratory: Pace Analytical Services - Indianapolis

Associated Lab Samples: 50331209001

METHOD BLANK: 3252466

Matrix: Water

Associated Lab Samples: 50331209001

Parameter	Units	Blank Result	Reporting Limit	MDL	Analyzed	Qualifiers
Alkalinity, Total as CaCO ₃	mg/L	ND	10.0	10.0	11/21/22 12:31	
Alkalinity,Bicarbonate (CaCO ₃)	mg/L	ND	10.0	10.0	11/21/22 12:31	
Alkalinity,Carbonate (CaCO ₃)	mg/L	ND	10.0	10.0	11/21/22 12:31	

LABORATORY CONTROL SAMPLE: 3252467

Parameter	Units	Spike Conc.	LCS Result	LCS % Rec	% Rec Limits	Qualifiers
Alkalinity, Total as CaCO ₃	mg/L	50	47.5	95	90-110	

SAMPLE DUPLICATE: 3252468

Parameter	Units	50331092002 Result	Dup Result	RPD	Max RPD	Qualifiers
Alkalinity, Total as CaCO ₃	mg/L	424	434	2	20	
Alkalinity,Bicarbonate (CaCO ₃)	mg/L	424	434	2	20	
Alkalinity,Carbonate (CaCO ₃)	mg/L	ND	ND		20	

SAMPLE DUPLICATE: 3252469

Parameter	Units	50331092011 Result	Dup Result	RPD	Max RPD	Qualifiers
Alkalinity, Total as CaCO ₃	mg/L	481	489	2	20	
Alkalinity,Bicarbonate (CaCO ₃)	mg/L	454	461	2	20	
Alkalinity,Carbonate (CaCO ₃)	mg/L	27.8	28.6	3	20	

Results presented on this page are in the units indicated by the "Units" column except where an alternate unit is presented to the right of the result.

REPORT OF LABORATORY ANALYSIS

This report shall not be reproduced, except in full,
without the written consent of Pace Analytical Services, LLC.

QUALITY CONTROL DATA

Project: Harding St Profile 1 Report 2

Pace Project No.: 50331209

QC Batch: 707384

Analysis Method: SM 2540C

QC Batch Method: SM 2540C

Analysis Description: 2540C Total Dissolved Solids

Laboratory: Pace Analytical Services - Indianapolis

Associated Lab Samples: 50331209001

METHOD BLANK: 3252253

Matrix: Water

Associated Lab Samples: 50331209001

Parameter	Units	Blank Result	Reporting Limit	MDL	Analyzed	Qualifiers
Total Dissolved Solids	mg/L	ND	10.0	10.0	11/20/22 08:25	

LABORATORY CONTROL SAMPLE: 3252254

Parameter	Units	Spike Conc.	LCS Result	LCS % Rec	% Rec Limits	Qualifiers
Total Dissolved Solids	mg/L	300	273	91	80-120	

SAMPLE DUPLICATE: 3252255

Parameter	Units	50331092007 Result	Dup Result	RPD	Max RPD	Qualifiers
Total Dissolved Solids	mg/L	1560	1530	2	10	

SAMPLE DUPLICATE: 3252256

Parameter	Units	50331092008 Result	Dup Result	RPD	Max RPD	Qualifiers
Total Dissolved Solids	mg/L	1920	1940	1	10	

Results presented on this page are in the units indicated by the "Units" column except where an alternate unit is presented to the right of the result.

REPORT OF LABORATORY ANALYSIS

This report shall not be reproduced, except in full,
without the written consent of Pace Analytical Services, LLC.

QUALITY CONTROL DATA

Project: Harding St Profile 1 Report 2

Pace Project No.: 50331209

QC Batch: 707352

Analysis Method: SM 4500-H+B

QC Batch Method: SM 4500-H+B

Analysis Description: 4500H+B pH

Laboratory: Pace Analytical Services - Indianapolis

Associated Lab Samples: 50331209001

SAMPLE DUPLICATE: 3252045

Parameter	Units	50331210001 Result	Dup Result	RPD	Max RPD	Qualifiers
pH at 25 Degrees C	Std. Units	7.3	7.3	0	2	H3

SAMPLE DUPLICATE: 3252046

Parameter	Units	50331209001 Result	Dup Result	RPD	Max RPD	Qualifiers
pH at 25 Degrees C	Std. Units	7.4	7.3	1	2	H3

Results presented on this page are in the units indicated by the "Units" column except where an alternate unit is presented to the right of the result.

REPORT OF LABORATORY ANALYSIS

This report shall not be reproduced, except in full,
without the written consent of Pace Analytical Services, LLC.

QUALITY CONTROL DATA

Project: Harding St Profile 1 Report 2

Pace Project No.: 50331209

QC Batch: 707329

Analysis Method: SM 4500-S2-D

QC Batch Method: SM 4500-S2-D

Analysis Description: 4500S2D Sulfide Water

Laboratory: Pace Analytical Services - Indianapolis

Associated Lab Samples: 50331209001

METHOD BLANK: 3251877

Matrix: Water

Associated Lab Samples: 50331209001

Parameter	Units	Blank Result	Reporting Limit	MDL	Analyzed	Qualifiers
Sulfide	mg/L	ND	0.10	0.025	11/19/22 11:03	

LABORATORY CONTROL SAMPLE: 3251878

Parameter	Units	Spike Conc.	LCS Result	LCS % Rec	% Rec Limits	Qualifiers
Sulfide	mg/L	0.5	0.52	104	90-110	

MATRIX SPIKE & MATRIX SPIKE DUPLICATE: 3251879 3251880

Parameter	Units	50331333006		3251879		3251880		% Rec Limits	RPD	Max RPD	Qual
		MS Result	MSD Spike Conc.	MS Result	MSD Spike Conc.	MS Result	MSD Result				
Sulfide	mg/L	ND	0.5	0.5	0.58	0.57	116	114	90-110	1	20 M3

MATRIX SPIKE SAMPLE: 3251881

Parameter	Units	50331137001 Result	Spike Conc.	MS Result	MS % Rec	% Rec Limits	Qualifiers
Sulfide	mg/L	ND	0.5	0.50	99	90-110	

Results presented on this page are in the units indicated by the "Units" column except where an alternate unit is presented to the right of the result.

REPORT OF LABORATORY ANALYSIS

This report shall not be reproduced, except in full,
without the written consent of Pace Analytical Services, LLC.

QUALITY CONTROL DATA

Project: Harding St Profile 1 Report 2

Pace Project No.: 50331209

QC Batch: 706810	Analysis Method: HACH 8146
QC Batch Method: HACH 8146	Analysis Description: Iron, Ferrous
	Laboratory: Pace Analytical Services - Indianapolis

Associated Lab Samples: 50331209001

METHOD BLANK: 3249207 Matrix: Water

Associated Lab Samples: 50331209001

Parameter	Units	Blank Result	Reporting Limit	MDL	Analyzed	Qualifiers
Iron, Ferrous	mg/L	ND	0.20	0.096	11/16/22 21:11	H3,N2

LABORATORY CONTROL SAMPLE: 3249208

Parameter	Units	Spike Conc.	LCS Result	LCS % Rec	% Rec Limits	Qualifiers
Iron, Ferrous	mg/L	1	0.98	98	90-110	H3,N2

MATRIX SPIKE & MATRIX SPIKE DUPLICATE: 3249209 3249210

Parameter	Units	50330760001		3249210		MS % Rec	MSD % Rec	% Rec Limits	RPD	Max RPD	Qual	
		MS Spike Conc.	MSD Spike Conc.	MS Result	MSD Result							
Iron, Ferrous	mg/L	ND	1	1	1.0	0.93	104	93	90-110	11	20	H3,N2

MATRIX SPIKE SAMPLE: 3249211

Parameter	Units	50330814003 Result	Spike Conc.	MS Result	MS % Rec	% Rec Limits	Qualifiers
Iron, Ferrous	mg/L	ND	1	0.99	99	90-110	H3,N2

Results presented on this page are in the units indicated by the "Units" column except where an alternate unit is presented to the right of the result.

REPORT OF LABORATORY ANALYSIS

This report shall not be reproduced, except in full,
without the written consent of Pace Analytical Services, LLC.

QUALITY CONTROL DATA

Project: Harding St Profile 1 Report 2

Pace Project No.: 50331209

QC Batch: 706785	Analysis Method: EPA 353.2
QC Batch Method: EPA 353.2	Analysis Description: 353.2 Nitrate + Nitrite, Unpres.
	Laboratory: Pace Analytical Services - Indianapolis

Associated Lab Samples: 50331209001

METHOD BLANK: 3248903 Matrix: Water

Associated Lab Samples: 50331209001

Parameter	Units	Blank Result	Reporting Limit	MDL	Analyzed	Qualifiers
Nitrogen, Nitrate	mg/L	ND	0.10	0.011	11/16/22 10:31	
Nitrogen, Nitrite	mg/L	ND	0.10	0.0040	11/16/22 10:31	

LABORATORY CONTROL SAMPLE: 3248904

Parameter	Units	Spike Conc.	LCS Result	LCS % Rec	% Rec Limits	Qualifiers
Nitrogen, Nitrate	mg/L	1	1.0	100	90-110	
Nitrogen, Nitrite	mg/L	1	1.0	103	90-110	

MATRIX SPIKE & MATRIX SPIKE DUPLICATE: 3248905 3248906

Parameter	Units	50331206002 Result	MS		MSD		MS % Rec	MSD % Rec	% Rec Limits	RPD	Max RPD	Qual
			Spike Conc.	MS Result	MSD Result							
Nitrogen, Nitrate	mg/L	ND	1	1.0	1.0	101	101	90-110	0	20		
Nitrogen, Nitrite	mg/L	ND	1	1.0	1.0	103	103	90-110	0	20		

MATRIX SPIKE & MATRIX SPIKE DUPLICATE: 3248907 3248908

Parameter	Units	50331254009 Result	MS		MSD		MS % Rec	MSD % Rec	% Rec Limits	RPD	Max RPD	Qual
			Spike Conc.	MS Result	MSD Result							
Nitrogen, Nitrate	mg/L	ND	1	1.0	1.0	96	95	90-110	1	20		
Nitrogen, Nitrite	mg/L	ND	1	1.0	1.0	100	101	90-110	1	20		

Results presented on this page are in the units indicated by the "Units" column except where an alternate unit is presented to the right of the result.

REPORT OF LABORATORY ANALYSIS

This report shall not be reproduced, except in full,
without the written consent of Pace Analytical Services, LLC.

QUALITY CONTROL DATA

Project: Harding St Profile 1 Report 2

Pace Project No.: 50331209

QC Batch: 707057	Analysis Method: EPA 365.1
QC Batch Method: EPA 365.1	Analysis Description: 365.1 Total Phosphorus
	Laboratory: Pace Analytical Services - Indianapolis

Associated Lab Samples: 50331209001

METHOD BLANK: 3250465 Matrix: Water

Associated Lab Samples: 50331209001

Parameter	Units	Blank Result	Reporting Limit	MDL	Analyzed	Qualifiers
Phosphate as P04	mg/L	ND	0.15	0.15	11/20/22 16:47	

LABORATORY CONTROL SAMPLE: 3250466

Parameter	Units	Spike Conc.	LCS Result	LCS % Rec	% Rec Limits	Qualifiers
Phosphate as P04	mg/L		1.4			

MATRIX SPIKE & MATRIX SPIKE DUPLICATE: 3250467 3250468

Parameter	Units	50331216001 Result	MS Spike Conc.	MSD Spike Conc.	MS Result	MSD Result	MS % Rec	MSD % Rec	% Rec Limits	RPD	Max RPD	Qual
Phosphate as P04	mg/L	ND			1.4	1.3					3	

MATRIX SPIKE SAMPLE: 3250469

Parameter	Units	50331240001 Result	Spike Conc.	MS Result	MS % Rec	% Rec Limits	Qualifiers
Phosphate as P04	mg/L		0.20		1.7		

Results presented on this page are in the units indicated by the "Units" column except where an alternate unit is presented to the right of the result.

REPORT OF LABORATORY ANALYSIS

This report shall not be reproduced, except in full,
without the written consent of Pace Analytical Services, LLC.

QUALITY CONTROL DATA

Project: Harding St Profile 1 Report 2
Pace Project No.: 50331209

QC Batch: 709750	Analysis Method: SM 5310C
QC Batch Method: SM 5310C	Analysis Description: 5310C Total Organic Carbon
	Laboratory: Pace Analytical Services - Indianapolis

Associated Lab Samples: 50331209001

METHOD BLANK: 3261536 Matrix: Water

Associated Lab Samples: 50331209001

Parameter	Units	Blank Result	Reporting Limit	MDL	Analyzed	Qualifiers
Total Organic Carbon	mg/L	ND	1.0	0.14	12/09/22 17:25	

LABORATORY CONTROL SAMPLE: 3261537

Parameter	Units	Spike Conc.	LCS Result	LCS % Rec	% Rec Limits	Qualifiers
Total Organic Carbon	mg/L	10	9.9	99	90-110	

MATRIX SPIKE & MATRIX SPIKE DUPLICATE: 3261538 3261539

Parameter	Units	50331092009 Result	MS Spike Conc.	MSD Spike Conc.	MS Result	MSD Result	MS % Rec	MSD % Rec	% Rec Limits	RPD	Max RPD	Qual
Total Organic Carbon	mg/L	1.8	10	10	10.9	10.9	91	91	80-120	0	20	

MATRIX SPIKE SAMPLE: 3261540

Parameter	Units	50331092010 Result	Spike Conc.	MS Result	MS % Rec	% Rec Limits	Qualifiers
Total Organic Carbon	mg/L	ND	10	9.7	81	80-120	

Results presented on this page are in the units indicated by the "Units" column except where an alternate unit is presented to the right of the result.

REPORT OF LABORATORY ANALYSIS

This report shall not be reproduced, except in full,
without the written consent of Pace Analytical Services, LLC.

QUALITY CONTROL DATA

Project: Harding St Profile 1 Report 2

Pace Project No.: 50331209

QC Batch: 708847

Analysis Method: SM 5310C

QC Batch Method: SM 5310C

Analysis Description: 5310C Dissolved Organic Carbon

Laboratory: Pace Analytical Services - Indianapolis

Associated Lab Samples: 50331209001

METHOD BLANK: 3257782

Matrix: Water

Associated Lab Samples: 50331209001

Parameter	Units	Blank Result	Reporting Limit	MDL	Analyzed	Qualifiers
Dissolved Organic Carbon	mg/L	ND	1.0	0.14	12/06/22 16:51	

LABORATORY CONTROL SAMPLE: 3257783

Parameter	Units	Spike Conc.	LCS Result	LCS % Rec	% Rec Limits	Qualifiers
Dissolved Organic Carbon	mg/L	10	9.7	97	90-110	

MATRIX SPIKE & MATRIX SPIKE DUPLICATE: 3257784 3257785

Parameter	Units	50331185004 Result	MS Spike Conc.	MSD Spike Conc.	MS Result	MSD Result	MS % Rec	MSD % Rec	% Rec Limits	RPD	Max RPD	Qual
Dissolved Organic Carbon	mg/L	10	10	10	19.5	19.5	95	96	80-120	0	20	

MATRIX SPIKE SAMPLE: 3257786

Parameter	Units	50331185005 Result	Spike Conc.	MS Result	MS % Rec	% Rec Limits	Qualifiers
Dissolved Organic Carbon	mg/L	3.8	10	13.7	99	80-120	

Results presented on this page are in the units indicated by the "Units" column except where an alternate unit is presented to the right of the result.

REPORT OF LABORATORY ANALYSIS

This report shall not be reproduced, except in full,
without the written consent of Pace Analytical Services, LLC.

ANALYTICAL RESULTS - RADIOCHEMISTRY

Project: Harding St Profile 1 Report 2

Pace Project No.: 50331209

Parameters	Method	Act ± Unc (MDC) Carr Trac	Units	Analyzed	CAS No.	Qual
Sample: MW-106D Lab ID: 50331209001 Collected: 11/14/22 11:15 Received: 11/16/22 09:50 Matrix: Water PWS: Site ID: Sample Type:						
Pace Analytical Services - Greensburg						
Radium-226	EPA 903.1	0.533 ± 0.448 (0.667) C:NA T:89%	pCi/L	12/11/22 14:31	13982-63-3	
Pace Analytical Services - Greensburg						
Radium-228	EPA 904.0	0.659 ± 0.551 (1.10) C:76% T:89%	pCi/L	12/02/22 19:05	15262-20-1	
Pace Analytical Services - Greensburg						
Total Radium	Total Radium Calculation	1.19 ± 0.999 (1.77)	pCi/L	12/12/22 17:10	7440-14-4	

REPORT OF LABORATORY ANALYSIS

This report shall not be reproduced, except in full,
without the written consent of Pace Analytical Services, LLC.

QUALITY CONTROL - RADIOCHEMISTRY

Project: Harding St Profile 1 Report 2

Pace Project No.: 50331209

QC Batch: 548536

Analysis Method: EPA 904.0

QC Batch Method: EPA 904.0

Analysis Description: 904.0 Radium 228

Laboratory: Pace Analytical Services - Greensburg

Associated Lab Samples: 50331209001

METHOD BLANK: 2664841

Matrix: Water

Associated Lab Samples: 50331209001

Parameter	Act ± Unc (MDC) Carr Trac	Units	Analyzed	Qualifiers
Radium-228	0.338 ± 0.303 (0.604) C:70% T:90%	pCi/L	12/02/22 15:20	

Results presented on this page are in the units indicated by the "Units" column except where an alternate unit is presented to the right of the result.

REPORT OF LABORATORY ANALYSIS

This report shall not be reproduced, except in full,
without the written consent of Pace Analytical Services, LLC.

QUALITY CONTROL - RADIOCHEMISTRY

Project: Harding St Profile 1 Report 2

Pace Project No.: 50331209

QC Batch: 548535

Analysis Method: EPA 903.1

QC Batch Method: EPA 903.1

Analysis Description: 903.1 Radium-226

Laboratory: Pace Analytical Services - Greensburg

Associated Lab Samples: 50331209001

METHOD BLANK: 2664839

Matrix: Water

Associated Lab Samples: 50331209001

Parameter	Act ± Unc (MDC) Carr Trac	Units	Analyzed	Qualifiers
Radium-226	0.000 ± 0.211 (0.430) C:NA T:90%	pCi/L	12/11/22 13:58	

Results presented on this page are in the units indicated by the "Units" column except where an alternate unit is presented to the right of the result.

REPORT OF LABORATORY ANALYSIS

This report shall not be reproduced, except in full,
without the written consent of Pace Analytical Services, LLC.

QUALIFIERS

Project: Harding St Profile 1 Report 2

Pace Project No.: 50331209

DEFINITIONS

DF - Dilution Factor, if reported, represents the factor applied to the reported data due to dilution of the sample aliquot.

ND - Not Detected at or above adjusted reporting limit.

TNTC - Too Numerous To Count

J - Estimated concentration above the adjusted method detection limit and below the adjusted reporting limit.

MDL - Adjusted Method Detection Limit.

PQL - Practical Quantitation Limit.

RL - Reporting Limit - The lowest concentration value that meets project requirements for quantitative data with known precision and bias for a specific analyte in a specific matrix.

S - Surrogate

1,2-Diphenylhydrazine decomposes to and cannot be separated from Azobenzene using Method 8270. The result for each analyte is a combined concentration.

Consistent with EPA guidelines, unrounded data are displayed and have been used to calculate % recovery and RPD values.

LCS(D) - Laboratory Control Sample (Duplicate)

MS(D) - Matrix Spike (Duplicate)

DUP - Sample Duplicate

RPD - Relative Percent Difference

NC - Not Calculable.

SG - Silica Gel - Clean-Up

U - Indicates the compound was analyzed for, but not detected.

N-Nitrosodiphenylamine decomposes and cannot be separated from Diphenylamine using Method 8270. The result reported for each analyte is a combined concentration.

Reported results are not rounded until the final step prior to reporting. Therefore, calculated parameters that are typically reported as "Total" may vary slightly from the sum of the reported component parameters.

Act - Activity

Unc - Uncertainty: SDWA = 1.96 sigma count uncertainty, all other matrices = Expanded Uncertainty (95% confidence interval).

Gamma Spec = Expanded Uncertainty (95.4% Confidence Interval)

(MDC) - Minimum Detectable Concentration

Trac - Tracer Recovery (%)

Carr - Carrier Recovery (%)

Pace Analytical is TNI accredited. Contact your Pace PM for the current list of accredited analytes.

TNI - The NELAC Institute.

ANALYTE QUALIFIERS

D3 Sample was diluted due to the presence of high levels of non-target analytes or other matrix interference.

H3 Sample was received or analysis requested beyond the recognized method holding time.

M3 Matrix spike recovery was outside laboratory control limits due to matrix interferences.

N2 The lab does not hold NELAC/TNI accreditation for this parameter but other accreditations/certifications may apply. A complete list of accreditations/certifications is available upon request.

P6 Matrix spike recovery was outside laboratory control limits due to a parent sample concentration notably higher than the spike level.

REPORT OF LABORATORY ANALYSIS

This report shall not be reproduced, except in full,
without the written consent of Pace Analytical Services, LLC.

QUALITY CONTROL DATA CROSS REFERENCE TABLE

Project: Harding St Profile 1 Report 2

Pace Project No.: 50331209

Lab ID	Sample ID	QC Batch Method	QC Batch	Analytical Method	Analytical Batch
50331209001	MW-106D	EPA 9056	707361		
50331209001	MW-106D	EPA 3010	707794	EPA 6010	709217
50331209001	MW-106D	EPA 3010	707782	EPA 6010	709152
50331209001	MW-106D	EPA 200.2	706738	EPA 6020	706984
50331209001	MW-106D	EPA 903.1	548535		
50331209001	MW-106D	EPA 904.0	548536		
50331209001	MW-106D	Total Radium Calculation	553209		
50331209001	MW-106D	SM 2320B	707448		
50331209001	MW-106D	SM 2540C	707384		
50331209001	MW-106D	SM 4500-H+B	707352		
50331209001	MW-106D	SM 4500-S2-D	707329		
50331209001	MW-106D	HACH 8146	706810		
50331209001	MW-106D	EPA 353.2	706785		
50331209001	MW-106D	EPA 365.1	707057	EPA 365.1	707397
50331209001	MW-106D	SM 5310C	709750		
50331209001	MW-106D	SM 5310C	708847		

REPORT OF LABORATORY ANALYSIS

This report shall not be reproduced, except in full,
without the written consent of Pace Analytical Services, LLC.



SAMPLE CONDITION UPON RECEIPT FORM

Date/Time and Initials of person examining contents: BS 11/16/22 1015

1. Courier: FED EX UPS CLIENT PACE USPS OTHER _____

2. Custody Seal on Cooler/Box Present: Yes No
 (If yes)Seals Intact: Yes No (leave blank if no seals were present)

3. Thermometer: 1 2 3 4 5 6 A B C D E F

4. Cooler Temperature(s): 0.4 10.4
 (Initial/Corrected) RECORD TEMPS OF ALL COOLERS RECEIVED (use Comments below to add more)

5. Packing Material: Bubble Wrap Bubble Bags
 None Other _____

6. Ice Type: Wet Blue None

7. If temp. is over 6°C or under 0°C, was the PM notified?: Yes No
 Cooler temp should be above freezing to 6°C

All discrepancies will be written out in the comments section below.

	Yes	No		Yes	No	N/A
USDA Regulated Soils? (HI, ID, NY, WA, OR, CA, NM, TX, OK, AR, LA, TN, AL, MS, NC, SC, GA, FL, or Puerto Rico)		✓	All containers needing acid/base preservation have been pH CHECKED?: Exceptions: VOA, coliform, LLHg, O&G, RAD CHEM, and any container with a septum cap or preserved with HCl.			
Short Hold Time Analysis (48 hours or less)? Analysis: <u>103</u>	✓		Circle: <u>HNO3 (<2)</u> <u>H2SO4 (>2)</u> NaOH (>10) <u>NaOH/ZnAc (>9)</u> Any non-conformance to pH recommendations will be noted on the container count form	✓		
Time 5035A TC placed in Freezer or Short Holds To Lab Time: <u>1005</u>			Residual Chlorine Check (SVOC 625 Pest/PCB 608)	Present	Absent	N/A ✓
Rush TAT Requested (4 days or less):		✓	Residual Chlorine Check (Total/Amenable/Free Cyanide)			✓
Custody Signatures Present?	✓		Headspace Wisconsin Sulfide?			✓
Containers Intact?:	✓		Headspace in VOA Vials (>6mm): See Containter Count form for details	Present	Absent	No VOA Vials Sent ✓
Sample Label (IDs/Dates/Times) Match COC?: Except TCs, which only require sample ID	✓		Trip Blank Present?		✓	
Extra labels on Terracore Vials? (soils only)			Trip Blank Custody Seals?:			✓

COMMENTS:

Sample Container Count

** Place a RED dot on containers that are out of conformance **

COC Line Item	WGFU	MeOH (only) SBS DI	VIALS										AMBER GLASS						PLASTIC							OTHER			Matrix	Nitric Red	Sulfuric Yellow	Sodium Hydroxide Green	Sodium Hydroxide/ ZnAc Black			
			R	DG9H	VOA VIAL HS (>6mm)	VG9U	DG9U	VG9T	AG0U	AG1H	AG1U	AG2U	AG3S	AG3SF	AG3C	BP1U	BP1N	BP2U	BP3U	BP3N	BP3F	BP3S	BP3B	BP3Z	CG3H	CG3F	Syringe Kit	HNO3						H2SO4	NaOH	NaOH/Zn Ac
				<2	<2	>10	>9																													
1											1	1				2	1	2	1	1	1		1					W	✓	✓		✓				
2																																				
3																																				
4																																				
5																																				
6																																				
7																																				
8																																				
9																																				
10																																				
11																																				
12																																				

Container Codes

Glass				Plastic			
DG9H	40mL HCl amber voa vial	BG1T	1L Na Thiosulfate clear glass	BP1B	1L NaOH plastic	BP4U	125mL unpreserved plastic
DG9P	40mL TSP amber vial	BG1U	1L unpreserved glass	BP1N	1L HNO3 plastic	BP4N	125mL HNO3 plastic
DG9S	40mL H2SO4 amber vial	BG3H	250mL HCl Clear Glass	BP1S	1L H2SO4 plastic	BP4S	125mL H2SO4 plastic
DG9T	40mL Na Thio amber vial	BG3U	250mL Unpres Clear Glass	BP1U	1L unpreserved plastic	Miscellaneous	
DG9U	40mL unpreserved amber vial	AG0U	100mL unpres amber glass	BP1Z	1L NaOH, Zn, Ac		
VG9H	40mL HCl clear vial	AG1H	1L HCl amber glass	BP2N	500mL HNO3 plastic	Syringe Kit	LL Cr+6 sampling kit
VG9T	40mL Na Thio. clear vial	AG1S	1L H2SO4 amber glass	BP2C	500mL NaOH plastic	ZPLC	Ziploc Bag
VG9U	40mL unpreserved clear vial	AG1T	1L Na Thiosulfate amber glass	BP2S	500mL H2SO4 plastic	R	Terracore Kit
I	40mL w/hexane wipe vial	AG1U	1liter unpres amber glass	BP2U	500mL unpreserved plastic	SP5T	120mL Coliform Sodium Thiosulfate
WGKU	8oz unpreserved clear jar	AG2N	500mL HNO3 amber glass	BP2Z	500mL NaOH, Zn Ac	GN	General Container
WGFU	4oz clear soil jar	AG2S	500mL H2SO4 amber glass	BP3B	250mL NaOH plastic	U	Summa Can (air sample)
JGFU	4oz unpreserved amber wide	AG2U	500mL unpres amber glass	BP3N	250mL HNO3 plastic	WT	Water
CG3H	250mL clear glass HCl	AG3S	250mL H2SO4 amber glass	BP3F	250mL HNO3 plastic-field filtered	SL	Solid Solid
CG3F	250mL clear glass HCl, Field Filter	AG3SF	250mL H2SO4 amb glass -field filtered	BP3U	250mL unpreserved plastic	OL:	Oil
BG1H	1L HCl clear glass	AG3U	250mL unpres amber glass	BP3S	250mL H2SO4 plastic	NAL	Non-aqueous liquid
BG1S	1L H2SO4 clear glass	AG3C	250mL NaOH amber glass	BP3Z	250mL NaOH, ZnAc plastic	WP	Wipe

December 2022

March 06, 2023

Mr. Mark Breting
ATC Group Services
7988 Centerpoint Drive
Suite 100
Indianapolis, IN 46256

RE: Project: Harding St Dec 2022 P1R3
Pace Project No.: 50333068

Dear Mr. Breting:

Enclosed are the analytical results for sample(s) received by the laboratory on December 09, 2022. The results relate only to the samples included in this report. Results reported herein conform to the applicable TNI/NELAC Standards and the laboratory's Quality Manual, where applicable, unless otherwise noted in the body of the report.

The test results provided in this final report were generated by each of the following laboratories within the Pace Network:

- Pace Analytical Services - Indianapolis
- Pace Analytical Services - Greensburg

If you have any questions concerning this report, please feel free to contact me.

Sincerely,



Will Statz
will.statz@pacelabs.com
(317)228-3105
Project Manager

Enclosures

cc: Mr. Robert Miller, Haley & Aldrich



REPORT OF LABORATORY ANALYSIS

This report shall not be reproduced, except in full,
without the written consent of Pace Analytical Services, LLC.

CERTIFICATIONS

Project: Harding St Dec 2022 P1R3

Pace Project No.: 50333068

Pace Analytical Services Pennsylvania

1638 Roseytown Rd Suites 2,3&4, Greensburg, PA 15601

ANAB DOD-ELAP Rad Accreditation #: L2417

Alabama Certification #: 41590

Arizona Certification #: AZ0734

Arkansas Certification

California Certification #: 04222CA

Colorado Certification #: PA01547

Connecticut Certification #: PH-0694

Delaware Certification

EPA Region 4 DW Rad

Florida/TNI Certification #: E87683

Georgia Certification #: C040

Florida: Cert E871149 SEKS WET

Guam Certification

Hawaii Certification

Idaho Certification

Illinois Certification

Indiana Certification

Iowa Certification #: 391

Kansas/TNI Certification #: E-10358

Kentucky Certification #: KY90133

KY WW Permit #: KY0098221

KY WW Permit #: KY0000221

Louisiana DHH/TNI Certification #: LA180012

Louisiana DEQ/TNI Certification #: 4086

Maine Certification #: 2017020

Maryland Certification #: 308

Massachusetts Certification #: M-PA1457

Michigan/PADEP Certification #: 9991

Missouri Certification #: 235

Montana Certification #: Cert0082

Nebraska Certification #: NE-OS-29-14

Nevada Certification #: PA014572018-1

New Hampshire/TNI Certification #: 297617

New Jersey/TNI Certification #: PA051

New Mexico Certification #: PA01457

New York/TNI Certification #: 10888

North Carolina Certification #: 42706

North Dakota Certification #: R-190

Ohio EPA Rad Approval: #41249

Oregon/TNI Certification #: PA200002-010

Pennsylvania/TNI Certification #: 65-00282

Puerto Rico Certification #: PA01457

Rhode Island Certification #: 65-00282

South Dakota Certification

Tennessee Certification #: 02867

Texas/TNI Certification #: T104704188-17-3

Utah/TNI Certification #: PA014572017-9

USDA Soil Permit #: P330-17-00091

Vermont Dept. of Health: ID# VT-0282

Virgin Island/PADEP Certification

Virginia/VELAP Certification #: 460198

Washington Certification #: C868

West Virginia DEP Certification #: 143

West Virginia DHHR Certification #: 9964C

Wisconsin Approve List for Rad

Wyoming Certification #: 8TMS-L

Pace Analytical Services Indianapolis

7726 Moller Road, Indianapolis, IN 46268

Illinois Accreditation #: 200074

Indiana Drinking Water Laboratory #: C-49-06

Kansas/TNI Certification #: E-10177

Kentucky UST Agency Interest #: 80226

Kentucky WW Laboratory ID #: 98019

Michigan Drinking Water Laboratory #9050

Ohio VAP Certified Laboratory #: CL0065

Oklahoma Laboratory #: 9204

Texas Certification #: T104704355

Wisconsin Laboratory #: 999788130

USDA Foreign Soil Permit #: 525-23-13-23119

USDA Compliance Agreement #: IN-SL-22-001

REPORT OF LABORATORY ANALYSIS

This report shall not be reproduced, except in full,
without the written consent of Pace Analytical Services, LLC.

SAMPLE SUMMARY

Project: Harding St Dec 2022 P1R3
Pace Project No.: 50333068

Lab ID	Sample ID	Matrix	Date Collected	Date Received
50333068001	MW-4SR	Water	12/08/22 15:45	12/09/22 15:15
50333068002	MW-4I	Water	12/08/22 13:20	12/09/22 15:15
50333068003	MW-4D	Water	12/08/22 11:00	12/09/22 15:15

REPORT OF LABORATORY ANALYSIS

This report shall not be reproduced, except in full,
without the written consent of Pace Analytical Services, LLC.

SAMPLE ANALYTE COUNT

Project: Harding St Dec 2022 P1R3

Pace Project No.: 50333068

Lab ID	Sample ID	Method	Analysts	Analytes Reported	Laboratory		
50333068001	MW-4SR	EPA 9056	ADM	3	PASI-I		
		EPA 6010	DJS, MTM	14	PASI-I		
		EPA 6010	JPK	3	PASI-I		
		EPA 6020	DMT	6	PASI-I		
		EPA 903.1	JDZ	1	PASI-PA		
		EPA 904.0	ZPC	1	PASI-PA		
		Total Radium Calculation	JAL	1	PASI-PA		
		SM 2320B	TAY	3	PASI-I		
		SM 2540C	MTW	1	PASI-I		
		SM 4500-H+B	LHZ	1	PASI-I		
		SM 4500-S2-D	BEP	1	PASI-I		
		HACH 8146	ZM	1	PASI-I		
		EPA 353.2	OAS	2	PASI-I		
		EPA 365.1	ZM	1	PASI-I		
		SM 5310C	ATS	1	PASI-I		
		SM 5310C	ATS	1	PASI-I		
		50333068002	MW-4I	EPA 9056	ADM	3	PASI-I
				EPA 6010	DJS, MTM	14	PASI-I
				EPA 6010	JPK	3	PASI-I
EPA 6020	DMT			6	PASI-I		
EPA 903.1	JDZ			1	PASI-PA		
EPA 904.0	ZPC			1	PASI-PA		
Total Radium Calculation	JAL			1	PASI-PA		
SM 2320B	TAY			3	PASI-I		
SM 2540C	MTW			1	PASI-I		
SM 4500-H+B	LHZ			1	PASI-I		
SM 4500-S2-D	BEP			1	PASI-I		
HACH 8146	ZM			1	PASI-I		
EPA 353.2	OAS			2	PASI-I		
EPA 365.1	ZM			1	PASI-I		
SM 5310C	ATS			1	PASI-I		
SM 5310C	ATS			1	PASI-I		
50333068003	MW-4D			EPA 9056	ADM	3	PASI-I
				EPA 6010	DJS, MTM	14	PASI-I
				EPA 6010	JPK	3	PASI-I
		EPA 6020	DMT	6	PASI-I		
		EPA 903.1	JDZ	1	PASI-PA		

REPORT OF LABORATORY ANALYSIS

This report shall not be reproduced, except in full,
without the written consent of Pace Analytical Services, LLC.

SAMPLE ANALYTE COUNT

Project: Harding St Dec 2022 P1R3

Pace Project No.: 50333068

Lab ID	Sample ID	Method	Analysts	Analytes Reported	Laboratory
		EPA 904.0	ZPC	1	PASI-PA
		Total Radium Calculation	JAL	1	PASI-PA
		SM 2320B	TAY	3	PASI-I
		SM 2540C	MTW	1	PASI-I
		SM 4500-H+B	LHZ	1	PASI-I
		SM 4500-S2-D	BEP	1	PASI-I
		HACH 8146	ZM	1	PASI-I
		EPA 353.2	OAS	2	PASI-I
		EPA 365.1	ZM	1	PASI-I
		SM 5310C	ATS	1	PASI-I
		SM 5310C	ATS	1	PASI-I

PASI-I = Pace Analytical Services - Indianapolis

PASI-PA = Pace Analytical Services - Greensburg

REPORT OF LABORATORY ANALYSIS

This report shall not be reproduced, except in full,
without the written consent of Pace Analytical Services, LLC.

SUMMARY OF DETECTION

Project: Harding St Dec 2022 P1R3

Pace Project No.: 50333068

Lab Sample ID	Client Sample ID	Result	Units	Report Limit	Analyzed	Qualifiers
Method	Parameters					
50333068001	MW-4SR					
EPA 9056	Chloride	77.1	mg/L	2.5	12/15/22 08:24	
EPA 9056	Fluoride	0.14	mg/L	0.10	12/15/22 08:07	
EPA 9056	Sulfate	130	mg/L	2.5	12/15/22 08:24	
EPA 6010	Barium	53.1	ug/L	10.0	12/14/22 13:21	
EPA 6010	Boron	3820	ug/L	100	12/14/22 13:21	
EPA 6010	Calcium	117000	ug/L	1000	12/14/22 13:21	
EPA 6010	Iron	224	ug/L	100	12/14/22 17:28	
EPA 6010	Magnesium	23400	ug/L	1000	12/14/22 13:21	
EPA 6010	Manganese	23.0	ug/L	10.0	12/14/22 13:21	
EPA 6010	Potassium	1930	ug/L	1000	12/14/22 13:21	
EPA 6010	Silica	9530	ug/L	450	12/14/22 13:21	N2
EPA 6010	Sodium	46000	ug/L	1000	12/14/22 13:21	
EPA 6010	Manganese, Dissolved	23.5	ug/L	10.0	12/14/22 04:35	
EPA 6020	Selenium	6.1	ug/L	1.0	12/14/22 04:59	
EPA 903.1	Radium-226	1.40 ± 0.727 (0.253)	pCi/L		12/23/22 16:54	
EPA 904.0	Radium-228	C:NA T:88% 0.328 ± 0.378 (0.793)	pCi/L		12/23/22 14:52	
		C:70% T:87%				
Total Radium Calculation	Total Radium	1.73 ± 1.11 (1.05)	pCi/L		01/03/23 11:08	
SM 2320B	Alkalinity, Total as CaCO3	304	mg/L	10.0	12/12/22 15:39	
SM 2320B	Alkalinity,Bicarbonate (CaCO3)	304	mg/L	10.0	12/12/22 15:39	
SM 2540C	Total Dissolved Solids	588	mg/L	10.0	12/12/22 09:03	
SM 4500-H+B	pH at 25 Degrees C	7.4	Std. Units	0.10	12/12/22 15:08	H3
EPA 353.2	Nitrogen, Nitrate	0.19	mg/L	0.10	12/09/22 17:57	
SM 5310C	Dissolved Organic Carbon	1.9	mg/L	1.0	12/19/22 21:44	
50333068002	MW-4I					
EPA 9056	Chloride	113	mg/L	25.0	12/16/22 13:31	
EPA 9056	Fluoride	0.16	mg/L	0.10	12/15/22 08:59	
EPA 9056	Sulfate	70.8	mg/L	2.5	12/15/22 09:16	
EPA 6010	Barium	56.2	ug/L	10.0	12/14/22 13:24	
EPA 6010	Boron	1190	ug/L	100	12/14/22 13:24	
EPA 6010	Calcium	94600	ug/L	1000	12/14/22 13:24	
EPA 6010	Iron	1500	ug/L	100	12/14/22 17:30	
EPA 6010	Magnesium	21200	ug/L	1000	12/14/22 13:24	
EPA 6010	Manganese	168	ug/L	10.0	12/14/22 13:24	
EPA 6010	Potassium	2330	ug/L	1000	12/14/22 13:24	
EPA 6010	Silica	11300	ug/L	450	12/14/22 13:24	N2
EPA 6010	Sodium	62500	ug/L	1000	12/14/22 13:24	
EPA 6010	Iron, Dissolved	1390	ug/L	100	12/14/22 04:37	
EPA 6010	Manganese, Dissolved	182	ug/L	10.0	12/14/22 04:37	
EPA 6020	Arsenic	1.6	ug/L	1.0	12/14/22 05:02	

REPORT OF LABORATORY ANALYSIS

This report shall not be reproduced, except in full,
without the written consent of Pace Analytical Services, LLC.

SUMMARY OF DETECTION

Project: Harding St Dec 2022 P1R3

Pace Project No.: 50333068

Lab Sample ID	Client Sample ID	Result	Units	Report Limit	Analyzed	Qualifiers
Method	Parameters					
50333068002	MW-4I					
EPA 903.1	Radium-226	0.469 ± 0.436 (0.575) C:NA T:93%	pCi/L		12/23/22 16:54	
EPA 904.0	Radium-228	0.389 ± 0.359 (0.728) C:79% T:81%	pCi/L		12/23/22 14:52	
Total Radium Calculation	Total Radium	0.858 ± 0.795 (1.30)	pCi/L		01/03/23 11:08	
SM 2320B	Alkalinity, Total as CaCO3	261	mg/L	10.0	12/12/22 15:39	
SM 2320B	Alkalinity,Bicarbonate (CaCO3)	261	mg/L	10.0	12/12/22 15:39	
SM 2540C	Total Dissolved Solids	540	mg/L	10.0	12/12/22 09:03	
SM 4500-H+B	pH at 25 Degrees C	7.4	Std. Units	0.10	12/12/22 15:09	H3
EPA 353.2	Nitrogen, Nitrate	0.14	mg/L	0.10	12/09/22 18:01	
SM 5310C	Dissolved Organic Carbon	2.1	mg/L	1.0	12/19/22 21:56	
50333068003	MW-4D					
EPA 9056	Chloride	121	mg/L	2.5	12/15/22 09:51	
EPA 9056	Fluoride	0.25	mg/L	0.10	12/15/22 09:33	
EPA 9056	Sulfate	56.0	mg/L	2.5	12/15/22 09:51	
EPA 6010	Barium	72.9	ug/L	10.0	12/14/22 13:27	
EPA 6010	Boron	320	ug/L	100	12/14/22 13:27	
EPA 6010	Calcium	87000	ug/L	1000	12/14/22 13:27	
EPA 6010	Iron	1830	ug/L	100	12/14/22 17:34	
EPA 6010	Magnesium	22400	ug/L	1000	12/14/22 13:27	
EPA 6010	Manganese	116	ug/L	10.0	12/14/22 13:27	
EPA 6010	Potassium	3150	ug/L	1000	12/14/22 13:27	
EPA 6010	Silica	13000	ug/L	450	12/14/22 13:27	N2
EPA 6010	Sodium	68300	ug/L	1000	12/14/22 13:27	
EPA 6010	Iron, Dissolved	1740	ug/L	100	12/14/22 04:39	
EPA 6010	Manganese, Dissolved	118	ug/L	10.0	12/14/22 04:39	
EPA 6020	Arsenic	2.1	ug/L	1.0	12/14/22 05:06	
EPA 903.1	Radium-226	0.526 ± 0.646 (1.05) C:NA T:83%	pCi/L		12/23/22 16:54	
EPA 904.0	Radium-228	0.534 ± 0.345 (0.648) C:85% T:89%	pCi/L		12/23/22 14:52	
Total Radium Calculation	Total Radium	1.06 ± 0.991 (1.70)	pCi/L		01/03/23 11:08	
SM 2320B	Alkalinity, Total as CaCO3	259	mg/L	10.0	12/12/22 15:39	
SM 2320B	Alkalinity,Bicarbonate (CaCO3)	259	mg/L	10.0	12/12/22 15:39	
SM 2540C	Total Dissolved Solids	513	mg/L	10.0	12/12/22 09:03	
SM 4500-H+B	pH at 25 Degrees C	7.4	Std. Units	0.10	12/12/22 15:12	H3

REPORT OF LABORATORY ANALYSIS

This report shall not be reproduced, except in full,
without the written consent of Pace Analytical Services, LLC.

SUMMARY OF DETECTION

Project: Harding St Dec 2022 P1R3
Pace Project No.: 50333068

Lab Sample ID Method	Client Sample ID Parameters	Result	Units	Report Limit	Analyzed	Qualifiers
50333068003	MW-4D					
SM 5310C	Dissolved Organic Carbon	2.2	mg/L	1.0	12/19/22 22:08	

REPORT OF LABORATORY ANALYSIS

This report shall not be reproduced, except in full,
without the written consent of Pace Analytical Services, LLC.

ANALYTICAL RESULTS

Project: Harding St Dec 2022 P1R3

Pace Project No.: 50333068

Sample: MW-4SR		Lab ID: 50333068001		Collected: 12/08/22 15:45		Received: 12/09/22 15:15		Matrix: Water	
Parameters	Results	Units	Report Limit	MDL	DF	Prepared	Analyzed	CAS No.	Qual
9056 IC Anions		Analytical Method: EPA 9056 Pace Analytical Services - Indianapolis							
Chloride	77.1	mg/L	2.5	0.67	10		12/15/22 08:24	16887-00-6	
Fluoride	0.14	mg/L	0.10	0.017	1		12/15/22 08:07	16984-48-8	
Sulfate	130	mg/L	2.5	0.85	10		12/15/22 08:24	14808-79-8	
6010 MET ICP		Analytical Method: EPA 6010 Preparation Method: EPA 3010 Pace Analytical Services - Indianapolis							
Aluminum	ND	ug/L	200	54.4	1	12/13/22 15:33	12/14/22 13:21	7429-90-5	
Barium	53.1	ug/L	10.0	1.3	1	12/13/22 15:33	12/14/22 13:21	7440-39-3	
Boron	3820	ug/L	100	61.4	1	12/13/22 15:33	12/14/22 13:21	7440-42-8	
Cadmium	ND	ug/L	2.0	0.48	1	12/13/22 15:33	12/14/22 13:21	7440-43-9	
Calcium	117000	ug/L	1000	88.4	1	12/13/22 15:33	12/14/22 13:21	7440-70-2	
Iron	224	ug/L	100	48.8	1	12/13/22 15:33	12/14/22 17:28	7439-89-6	
Lead	ND	ug/L	10.0	3.9	1	12/13/22 15:33	12/14/22 13:21	7439-92-1	
Lithium	ND	ug/L	20.0	6.2	1	12/13/22 15:33	12/14/22 13:21	7439-93-2	
Magnesium	23400	ug/L	1000	43.0	1	12/13/22 15:33	12/14/22 13:21	7439-95-4	
Manganese	23.0	ug/L	10.0	5.4	1	12/13/22 15:33	12/14/22 13:21	7439-96-5	
Molybdenum	ND	ug/L	10.0	2.0	1	12/13/22 15:33	12/14/22 13:21	7439-98-7	
Potassium	1930	ug/L	1000	200	1	12/13/22 15:33	12/14/22 13:21	7440-09-7	
Silica	9530	ug/L	450		1	12/13/22 15:33	12/14/22 13:21	7631-86-9	N2
Sodium	46000	ug/L	1000	284	1	12/13/22 15:33	12/14/22 13:21	7440-23-5	
6010 MET ICP, Dissolved		Analytical Method: EPA 6010 Preparation Method: EPA 3010 Pace Analytical Services - Indianapolis							
Iron, Dissolved	ND	ug/L	100	48.8	1	12/13/22 15:51	12/14/22 04:35	7439-89-6	
Manganese, Dissolved	23.5	ug/L	10.0	2.5	1	12/13/22 15:51	12/14/22 04:35	7439-96-5	
Molybdenum, Dissolved	ND	ug/L	10.0	3.7	1	12/13/22 15:51	12/14/22 04:35	7439-98-7	
6020 MET ICPMS		Analytical Method: EPA 6020 Preparation Method: EPA 200.2 Pace Analytical Services - Indianapolis							
Antimony	ND	ug/L	1.0	0.28	1	12/13/22 08:13	12/14/22 04:59	7440-36-0	
Arsenic	ND	ug/L	1.0	0.094	1	12/13/22 08:13	12/14/22 04:59	7440-38-2	
Beryllium	ND	ug/L	0.20	0.032	1	12/13/22 08:13	12/14/22 04:59	7440-41-7	
Cobalt	ND	ug/L	1.0	0.072	1	12/13/22 08:13	12/14/22 04:59	7440-48-4	
Selenium	6.1	ug/L	1.0	0.57	1	12/13/22 08:13	12/14/22 04:59	7782-49-2	
Thallium	ND	ug/L	1.0	0.061	1	12/13/22 08:13	12/14/22 04:59	7440-28-0	
2320B Alkalinity		Analytical Method: SM 2320B Pace Analytical Services - Indianapolis							
Alkalinity, Total as CaCO3	304	mg/L	10.0	10.0	1		12/12/22 15:39		
Alkalinity,Bicarbonate (CaCO3)	304	mg/L	10.0	10.0	1		12/12/22 15:39		
Alkalinity,Carbonate (CaCO3)	ND	mg/L	10.0	10.0	1		12/12/22 15:39		

REPORT OF LABORATORY ANALYSIS

This report shall not be reproduced, except in full,
without the written consent of Pace Analytical Services, LLC.

ANALYTICAL RESULTS

Project: Harding St Dec 2022 P1R3

Pace Project No.: 50333068

Sample: MW-4SR		Lab ID: 50333068001		Collected: 12/08/22 15:45	Received: 12/09/22 15:15	Matrix: Water				
Parameters	Results	Units	Report Limit	MDL	DF	Prepared	Analyzed	CAS No.	Qual	
2540C Total Dissolved Solids		Analytical Method: SM 2540C Pace Analytical Services - Indianapolis								
Total Dissolved Solids	588	mg/L	10.0	10.0	1		12/12/22 09:03			
4500H+ pH, Electrometric		Analytical Method: SM 4500-H+B Pace Analytical Services - Indianapolis								
pH at 25 Degrees C	7.4	Std. Units	0.10	0.10	1		12/12/22 15:08		H3	
4500S2D Sulfide Water		Analytical Method: SM 4500-S2-D Pace Analytical Services - Indianapolis								
Sulfide	ND	mg/L	0.10	0.025	1		12/14/22 13:45	18496-25-8		
Iron, Ferrous		Analytical Method: HACH 8146 Pace Analytical Services - Indianapolis								
Iron, Ferrous	ND	mg/L	0.20	0.096	1		12/14/22 14:07	15438-31-0	H3,N2	
353.2 Nitrogen, NO2/NO3 unpres		Analytical Method: EPA 353.2 Pace Analytical Services - Indianapolis								
Nitrogen, Nitrate	0.19	mg/L	0.10	0.011	1		12/09/22 17:57	14797-55-8		
Nitrogen, Nitrite	ND	mg/L	0.10	0.0040	1		12/09/22 17:57	14797-65-0		
365.1 Total Phosphorus		Analytical Method: EPA 365.1 Preparation Method: EPA 365.1 Pace Analytical Services - Indianapolis								
Phosphate as P04	ND	mg/L	0.15	0.15	1	12/13/22 11:00	12/14/22 12:31			
5310C TOC		Analytical Method: SM 5310C Pace Analytical Services - Indianapolis								
Total Organic Carbon	ND	mg/L	1.0	0.14	1		12/20/22 02:15	7440-44-0		
5310C Dissolved Organic Carbon		Analytical Method: SM 5310C Pace Analytical Services - Indianapolis								
Dissolved Organic Carbon	1.9	mg/L	1.0	0.14	1		12/19/22 21:44			

REPORT OF LABORATORY ANALYSIS

This report shall not be reproduced, except in full,
without the written consent of Pace Analytical Services, LLC.

ANALYTICAL RESULTS

Project: Harding St Dec 2022 P1R3

Pace Project No.: 50333068

Sample: MW-4I		Lab ID: 50333068002		Collected: 12/08/22 13:20		Received: 12/09/22 15:15		Matrix: Water	
Parameters	Results	Units	Report Limit	MDL	DF	Prepared	Analyzed	CAS No.	Qual
9056 IC Anions									
Analytical Method: EPA 9056									
Pace Analytical Services - Indianapolis									
Chloride	113	mg/L	25.0	6.7	100		12/16/22 13:31	16887-00-6	
Fluoride	0.16	mg/L	0.10	0.017	1		12/15/22 08:59	16984-48-8	
Sulfate	70.8	mg/L	2.5	0.85	10		12/15/22 09:16	14808-79-8	
6010 MET ICP									
Analytical Method: EPA 6010 Preparation Method: EPA 3010									
Pace Analytical Services - Indianapolis									
Aluminum	ND	ug/L	200	54.4	1	12/13/22 15:33	12/14/22 13:24	7429-90-5	
Barium	56.2	ug/L	10.0	1.3	1	12/13/22 15:33	12/14/22 13:24	7440-39-3	
Boron	1190	ug/L	100	61.4	1	12/13/22 15:33	12/14/22 13:24	7440-42-8	
Cadmium	ND	ug/L	2.0	0.48	1	12/13/22 15:33	12/14/22 13:24	7440-43-9	
Calcium	94600	ug/L	1000	88.4	1	12/13/22 15:33	12/14/22 13:24	7440-70-2	
Iron	1500	ug/L	100	48.8	1	12/13/22 15:33	12/14/22 17:30	7439-89-6	
Lead	ND	ug/L	10.0	3.9	1	12/13/22 15:33	12/14/22 13:24	7439-92-1	
Lithium	ND	ug/L	20.0	6.2	1	12/13/22 15:33	12/14/22 13:24	7439-93-2	
Magnesium	21200	ug/L	1000	43.0	1	12/13/22 15:33	12/14/22 13:24	7439-95-4	
Manganese	168	ug/L	10.0	5.4	1	12/13/22 15:33	12/14/22 13:24	7439-96-5	
Molybdenum	ND	ug/L	10.0	2.0	1	12/13/22 15:33	12/14/22 13:24	7439-98-7	
Potassium	2330	ug/L	1000	200	1	12/13/22 15:33	12/14/22 13:24	7440-09-7	
Silica	11300	ug/L	450		1	12/13/22 15:33	12/14/22 13:24	7631-86-9	N2
Sodium	62500	ug/L	1000	284	1	12/13/22 15:33	12/14/22 13:24	7440-23-5	
6010 MET ICP, Dissolved									
Analytical Method: EPA 6010 Preparation Method: EPA 3010									
Pace Analytical Services - Indianapolis									
Iron, Dissolved	1390	ug/L	100	48.8	1	12/13/22 15:51	12/14/22 04:37	7439-89-6	
Manganese, Dissolved	182	ug/L	10.0	2.5	1	12/13/22 15:51	12/14/22 04:37	7439-96-5	
Molybdenum, Dissolved	ND	ug/L	10.0	3.7	1	12/13/22 15:51	12/14/22 04:37	7439-98-7	
6020 MET ICPMS									
Analytical Method: EPA 6020 Preparation Method: EPA 200.2									
Pace Analytical Services - Indianapolis									
Antimony	ND	ug/L	1.0	0.28	1	12/13/22 08:13	12/14/22 05:02	7440-36-0	
Arsenic	1.6	ug/L	1.0	0.094	1	12/13/22 08:13	12/14/22 05:02	7440-38-2	
Beryllium	ND	ug/L	0.20	0.032	1	12/13/22 08:13	12/14/22 05:02	7440-41-7	
Cobalt	ND	ug/L	1.0	0.072	1	12/13/22 08:13	12/14/22 05:02	7440-48-4	
Selenium	ND	ug/L	1.0	0.57	1	12/13/22 08:13	12/14/22 05:02	7782-49-2	
Thallium	ND	ug/L	1.0	0.061	1	12/13/22 08:13	12/14/22 05:02	7440-28-0	
2320B Alkalinity									
Analytical Method: SM 2320B									
Pace Analytical Services - Indianapolis									
Alkalinity, Total as CaCO3	261	mg/L	10.0	10.0	1		12/12/22 15:39		
Alkalinity,Bicarbonate (CaCO3)	261	mg/L	10.0	10.0	1		12/12/22 15:39		
Alkalinity,Carbonate (CaCO3)	ND	mg/L	10.0	10.0	1		12/12/22 15:39		

REPORT OF LABORATORY ANALYSIS

This report shall not be reproduced, except in full,
without the written consent of Pace Analytical Services, LLC.

ANALYTICAL RESULTS

Project: Harding St Dec 2022 P1R3

Pace Project No.: 50333068

Sample: MW-4I		Lab ID: 50333068002		Collected: 12/08/22 13:20	Received: 12/09/22 15:15	Matrix: Water				
Parameters	Results	Units	Report Limit	MDL	DF	Prepared	Analyzed	CAS No.	Qual	
2540C Total Dissolved Solids		Analytical Method: SM 2540C Pace Analytical Services - Indianapolis								
Total Dissolved Solids	540	mg/L	10.0	10.0	1		12/12/22 09:03			
4500H+ pH, Electrometric		Analytical Method: SM 4500-H+B Pace Analytical Services - Indianapolis								
pH at 25 Degrees C	7.4	Std. Units	0.10	0.10	1		12/12/22 15:09		H3	
4500S2D Sulfide Water		Analytical Method: SM 4500-S2-D Pace Analytical Services - Indianapolis								
Sulfide	ND	mg/L	0.10	0.025	1		12/14/22 13:45	18496-25-8		
Iron, Ferrous		Analytical Method: HACH 8146 Pace Analytical Services - Indianapolis								
Iron, Ferrous	ND	mg/L	0.20	0.096	1		12/14/22 14:12	15438-31-0	H3,N2	
353.2 Nitrogen, NO2/NO3 unpres		Analytical Method: EPA 353.2 Pace Analytical Services - Indianapolis								
Nitrogen, Nitrate	0.14	mg/L	0.10	0.011	1		12/09/22 18:01	14797-55-8		
Nitrogen, Nitrite	ND	mg/L	0.10	0.0040	1		12/09/22 18:01	14797-65-0		
365.1 Total Phosphorus		Analytical Method: EPA 365.1 Preparation Method: EPA 365.1 Pace Analytical Services - Indianapolis								
Phosphate as P04	ND	mg/L	0.15	0.15	1	12/13/22 11:00	12/14/22 12:32			
5310C TOC		Analytical Method: SM 5310C Pace Analytical Services - Indianapolis								
Total Organic Carbon	ND	mg/L	1.0	0.14	1		12/20/22 02:26	7440-44-0		
5310C Dissolved Organic Carbon		Analytical Method: SM 5310C Pace Analytical Services - Indianapolis								
Dissolved Organic Carbon	2.1	mg/L	1.0	0.14	1		12/19/22 21:56			

REPORT OF LABORATORY ANALYSIS

This report shall not be reproduced, except in full,
without the written consent of Pace Analytical Services, LLC.

ANALYTICAL RESULTS

Project: Harding St Dec 2022 P1R3

Pace Project No.: 50333068

Sample: MW-4D		Lab ID: 50333068003		Collected: 12/08/22 11:00		Received: 12/09/22 15:15		Matrix: Water	
Parameters	Results	Units	Report Limit	MDL	DF	Prepared	Analyzed	CAS No.	Qual
9056 IC Anions									
Analytical Method: EPA 9056									
Pace Analytical Services - Indianapolis									
Chloride	121	mg/L	2.5	0.67	10		12/15/22 09:51	16887-00-6	
Fluoride	0.25	mg/L	0.10	0.017	1		12/15/22 09:33	16984-48-8	
Sulfate	56.0	mg/L	2.5	0.85	10		12/15/22 09:51	14808-79-8	
6010 MET ICP									
Analytical Method: EPA 6010 Preparation Method: EPA 3010									
Pace Analytical Services - Indianapolis									
Aluminum	ND	ug/L	200	54.4	1	12/13/22 15:33	12/14/22 13:27	7429-90-5	
Barium	72.9	ug/L	10.0	1.3	1	12/13/22 15:33	12/14/22 13:27	7440-39-3	
Boron	320	ug/L	100	61.4	1	12/13/22 15:33	12/14/22 13:27	7440-42-8	
Cadmium	ND	ug/L	2.0	0.48	1	12/13/22 15:33	12/14/22 13:27	7440-43-9	
Calcium	87000	ug/L	1000	88.4	1	12/13/22 15:33	12/14/22 13:27	7440-70-2	
Iron	1830	ug/L	100	48.8	1	12/13/22 15:33	12/14/22 17:34	7439-89-6	
Lead	ND	ug/L	10.0	3.9	1	12/13/22 15:33	12/14/22 13:27	7439-92-1	
Lithium	ND	ug/L	20.0	6.2	1	12/13/22 15:33	12/14/22 13:27	7439-93-2	
Magnesium	22400	ug/L	1000	43.0	1	12/13/22 15:33	12/14/22 13:27	7439-95-4	
Manganese	116	ug/L	10.0	5.4	1	12/13/22 15:33	12/14/22 13:27	7439-96-5	
Molybdenum	ND	ug/L	10.0	2.0	1	12/13/22 15:33	12/14/22 13:27	7439-98-7	
Potassium	3150	ug/L	1000	200	1	12/13/22 15:33	12/14/22 13:27	7440-09-7	
Silica	13000	ug/L	450		1	12/13/22 15:33	12/14/22 13:27	7631-86-9	N2
Sodium	68300	ug/L	1000	284	1	12/13/22 15:33	12/14/22 13:27	7440-23-5	
6010 MET ICP, Dissolved									
Analytical Method: EPA 6010 Preparation Method: EPA 3010									
Pace Analytical Services - Indianapolis									
Iron, Dissolved	1740	ug/L	100	48.8	1	12/13/22 15:51	12/14/22 04:39	7439-89-6	
Manganese, Dissolved	118	ug/L	10.0	2.5	1	12/13/22 15:51	12/14/22 04:39	7439-96-5	
Molybdenum, Dissolved	ND	ug/L	10.0	3.7	1	12/13/22 15:51	12/14/22 04:39	7439-98-7	
6020 MET ICPMS									
Analytical Method: EPA 6020 Preparation Method: EPA 200.2									
Pace Analytical Services - Indianapolis									
Antimony	ND	ug/L	1.0	0.28	1	12/13/22 08:13	12/14/22 05:06	7440-36-0	
Arsenic	2.1	ug/L	1.0	0.094	1	12/13/22 08:13	12/14/22 05:06	7440-38-2	
Beryllium	ND	ug/L	0.20	0.032	1	12/13/22 08:13	12/14/22 05:06	7440-41-7	
Cobalt	ND	ug/L	1.0	0.072	1	12/13/22 08:13	12/14/22 05:06	7440-48-4	
Selenium	ND	ug/L	1.0	0.57	1	12/13/22 08:13	12/14/22 05:06	7782-49-2	
Thallium	ND	ug/L	1.0	0.061	1	12/13/22 08:13	12/14/22 05:06	7440-28-0	
2320B Alkalinity									
Analytical Method: SM 2320B									
Pace Analytical Services - Indianapolis									
Alkalinity, Total as CaCO3	259	mg/L	10.0	10.0	1		12/12/22 15:39		
Alkalinity,Bicarbonate (CaCO3)	259	mg/L	10.0	10.0	1		12/12/22 15:39		
Alkalinity,Carbonate (CaCO3)	ND	mg/L	10.0	10.0	1		12/12/22 15:39		

REPORT OF LABORATORY ANALYSIS

This report shall not be reproduced, except in full,
without the written consent of Pace Analytical Services, LLC.

ANALYTICAL RESULTS

Project: Harding St Dec 2022 P1R3

Pace Project No.: 50333068

Sample: MW-4D Lab ID: 50333068003 Collected: 12/08/22 11:00 Received: 12/09/22 15:15 Matrix: Water									
Parameters	Results	Units	Report Limit	MDL	DF	Prepared	Analyzed	CAS No.	Qual
2540C Total Dissolved Solids									
Analytical Method: SM 2540C Pace Analytical Services - Indianapolis									
Total Dissolved Solids	513	mg/L	10.0	10.0	1		12/12/22 09:03		
4500H+ pH, Electrometric									
Analytical Method: SM 4500-H+B Pace Analytical Services - Indianapolis									
pH at 25 Degrees C	7.4	Std. Units	0.10	0.10	1		12/12/22 15:12		H3
4500S2D Sulfide Water									
Analytical Method: SM 4500-S2-D Pace Analytical Services - Indianapolis									
Sulfide	ND	mg/L	0.10	0.025	1		12/14/22 13:45	18496-25-8	
Iron, Ferrous									
Analytical Method: HACH 8146 Pace Analytical Services - Indianapolis									
Iron, Ferrous	ND	mg/L	0.20	0.096	1		12/14/22 14:12	15438-31-0	H3,N2
353.2 Nitrogen, NO2/NO3 unpres									
Analytical Method: EPA 353.2 Pace Analytical Services - Indianapolis									
Nitrogen, Nitrate	ND	mg/L	0.10	0.011	1		12/09/22 18:03	14797-55-8	
Nitrogen, Nitrite	ND	mg/L	0.10	0.0040	1		12/09/22 18:03	14797-65-0	
365.1 Total Phosphorus									
Analytical Method: EPA 365.1 Preparation Method: EPA 365.1 Pace Analytical Services - Indianapolis									
Phosphate as P04	ND	mg/L	0.15	0.15	1	12/13/22 11:00	12/14/22 12:33		
5310C TOC									
Analytical Method: SM 5310C Pace Analytical Services - Indianapolis									
Total Organic Carbon	ND	mg/L	1.0	0.14	1		12/20/22 02:44	7440-44-0	
5310C Dissolved Organic Carbon									
Analytical Method: SM 5310C Pace Analytical Services - Indianapolis									
Dissolved Organic Carbon	2.2	mg/L	1.0	0.14	1		12/19/22 22:08		

REPORT OF LABORATORY ANALYSIS

This report shall not be reproduced, except in full,
without the written consent of Pace Analytical Services, LLC.

QUALITY CONTROL DATA

Project: Harding St Dec 2022 P1R3

Pace Project No.: 50333068

QC Batch: 711091 Analysis Method: EPA 9056
 QC Batch Method: EPA 9056 Analysis Description: 9056 IC Anions
 Laboratory: Pace Analytical Services - Indianapolis
 Associated Lab Samples: 50333068001, 50333068002, 50333068003

METHOD BLANK: 3267836 Matrix: Water

Associated Lab Samples: 50333068001, 50333068002, 50333068003

Parameter	Units	Blank Result	Reporting Limit	MDL	Analyzed	Qualifiers
Chloride	mg/L	ND	0.25	0.067	12/14/22 20:50	
Fluoride	mg/L	ND	0.10	0.017	12/14/22 20:50	
Sulfate	mg/L	ND	0.25	0.085	12/14/22 20:50	

LABORATORY CONTROL SAMPLE: 3267837

Parameter	Units	Spike Conc.	LCS Result	LCS % Rec	% Rec Limits	Qualifiers
Chloride	mg/L	1.2	1.2	97	80-120	
Fluoride	mg/L	0.5	0.54	108	80-120	
Sulfate	mg/L	2.5	2.6	105	80-120	

MATRIX SPIKE & MATRIX SPIKE DUPLICATE: 3267838 3267839

Parameter	Units	50333047002		3267838		3267839		% Rec	% Rec	% Rec Limits	RPD	Max RPD	Qual
		MS Result	MSD Result	MS Spike Conc.	MSD Spike Conc.	MS Result	MSD Result						
Chloride	mg/L	10.9	10.9	1.2	1.2	12.2	12.2	107	105	80-120	0	15	
Fluoride	mg/L	0.075J	0.075J	0.5	0.5	0.59	0.60	103	105	80-120	2	15	
Sulfate	mg/L	959	959	250	250	1210	1210	102	100	80-120	0	15	

Results presented on this page are in the units indicated by the "Units" column except where an alternate unit is presented to the right of the result.

REPORT OF LABORATORY ANALYSIS

This report shall not be reproduced, except in full,
without the written consent of Pace Analytical Services, LLC.

QUALITY CONTROL DATA

Project: Harding St Dec 2022 P1R3

Pace Project No.: 50333068

QC Batch: 710713

Analysis Method: EPA 6010

QC Batch Method: EPA 3010

Analysis Description: 6010 MET

Laboratory: Pace Analytical Services - Indianapolis

Associated Lab Samples: 50333068001, 50333068002, 50333068003

METHOD BLANK: 3266156

Matrix: Water

Associated Lab Samples: 50333068001, 50333068002, 50333068003

Parameter	Units	Blank Result	Reporting Limit	MDL	Analyzed	Qualifiers
Aluminum	ug/L	ND	200	54.4	12/14/22 10:21	
Barium	ug/L	ND	10.0	1.3	12/14/22 10:21	
Boron	ug/L	ND	100	61.4	12/14/22 10:21	
Cadmium	ug/L	ND	2.0	0.48	12/14/22 10:21	
Calcium	ug/L	ND	1000	88.4	12/14/22 10:21	
Iron	ug/L	ND	100	48.8	12/14/22 11:47	
Lead	ug/L	ND	10.0	3.9	12/14/22 10:21	
Lithium	ug/L	ND	20.0	6.2	12/14/22 10:21	
Magnesium	ug/L	ND	1000	43.0	12/14/22 10:21	
Manganese	ug/L	ND	10.0	5.4	12/14/22 10:21	
Molybdenum	ug/L	ND	10.0	2.0	12/14/22 10:21	
Potassium	ug/L	ND	1000	200	12/14/22 10:21	
Silica	ug/L	ND	450		12/14/22 10:21	N2
Sodium	ug/L	ND	1000	284	12/14/22 10:21	

LABORATORY CONTROL SAMPLE: 3266157

Parameter	Units	Spike Conc.	LCS Result	LCS % Rec	% Rec Limits	Qualifiers
Aluminum	ug/L	10000	10600	106	80-120	
Barium	ug/L	1000	1020	102	80-120	
Boron	ug/L	1000	992	99	80-120	
Cadmium	ug/L	1000	1010	101	80-120	
Calcium	ug/L	10000	10300	103	80-120	
Iron	ug/L	10000	9970	100	80-120	
Lead	ug/L	1000	984	98	80-120	
Lithium	ug/L	1000	1010	101	80-120	
Magnesium	ug/L	10000	9850	98	80-120	
Manganese	ug/L	1000	996	100	80-120	
Molybdenum	ug/L	1000	1030	103	80-120	
Potassium	ug/L	10000	10200	102	80-120	
Silica	ug/L	10700	10800	101	80-120	N2
Sodium	ug/L	10000	10200	102	80-120	

Results presented on this page are in the units indicated by the "Units" column except where an alternate unit is presented to the right of the result.

REPORT OF LABORATORY ANALYSIS

This report shall not be reproduced, except in full,
without the written consent of Pace Analytical Services, LLC.

QUALITY CONTROL DATA

Project: Harding St Dec 2022 P1R3

Pace Project No.: 50333068

Parameter	Units	50332599001		3266158		3266159		% Rec	% Rec	% Rec	Limits	RPD	Max RPD	Qual
		Result	MS Spike Conc.	MSD Spike Conc.	MS Result	MSD Result	MS % Rec							
Aluminum	ug/L	ND	10000	10000	11000	10900	110	108	75-125	1	20			
Barium	ug/L	0.38 mg/L	1000	1000	1420	1430	104	105	75-125	0	20			
Boron	ug/L	0.20 mg/L	1000	1000	1270	1260	106	106	75-125	0	20			
Cadmium	ug/L	ND	1000	1000	1050	1040	105	104	75-125	1	20			
Calcium	ug/L	94.9 mg/L	10000	10000	107000	107000	117	125	75-125	1	20			
Iron	ug/L	6.7 mg/L	10000	10000	16800	16800	101	101	75-125	0	20	F5		
Lead	ug/L	ND	1000	1000	958	944	96	94	75-125	1	20			
Lithium	ug/L	0.019 mg/L	1000	1000	1140	1130	113	111	75-125	1	20			
Magnesium	ug/L	29.9 mg/L	10000	10000	39700	40500	98	106	75-125	2	20			
Manganese	ug/L	0.29 mg/L	1000	1000	1280	1270	99	99	75-125	1	20			
Molybdenum	ug/L	0.0069J mg/L	1000	1000	1070	1060	106	105	75-125	1	20			
Potassium	ug/L	15.3 mg/L	10000	10000	26700	27300	115	120	75-125	2	20			
Silica	ug/L	12.4 mg/L	10700	10700	23700	23800	106	107	75-125	1	20	N2		
Sodium	ug/L	216 mg/L	10000	10000	226000	235000	106	188	75-125	4	20	E,P6		

Results presented on this page are in the units indicated by the "Units" column except where an alternate unit is presented to the right of the result.

REPORT OF LABORATORY ANALYSIS

This report shall not be reproduced, except in full,
without the written consent of Pace Analytical Services, LLC.

QUALITY CONTROL DATA

Project: Harding St Dec 2022 P1R3
Pace Project No.: 50333068

QC Batch:	710701	Analysis Method:	EPA 6010
QC Batch Method:	EPA 3010	Analysis Description:	6010 MET Dissolved
		Laboratory:	Pace Analytical Services - Indianapolis

Associated Lab Samples: 50333068001, 50333068002, 50333068003

METHOD BLANK: 3266111 Matrix: Water
Associated Lab Samples: 50333068001, 50333068002, 50333068003

Parameter	Units	Blank Result	Reporting Limit	MDL	Analyzed	Qualifiers
Iron, Dissolved	ug/L	ND	100	48.8	12/14/22 03:53	
Manganese, Dissolved	ug/L	ND	10.0	2.5	12/14/22 03:53	
Molybdenum, Dissolved	ug/L	ND	10.0	3.7	12/14/22 03:53	

LABORATORY CONTROL SAMPLE: 3266112

Parameter	Units	Spike Conc.	LCS Result	LCS % Rec	% Rec Limits	Qualifiers
Iron, Dissolved	ug/L	20000	19400	97	80-120	
Manganese, Dissolved	ug/L	2000	1910	95	80-120	
Molybdenum, Dissolved	ug/L	2000	2000	100	80-120	

MATRIX SPIKE & MATRIX SPIKE DUPLICATE: 3266113 3266114

Parameter	Units	50331512001 Result	MS Spike Conc.	MSD Spike Conc.	MS Result	MSD Result	MS % Rec	MSD % Rec	% Rec Limits	RPD	Max RPD	Qual
Iron, Dissolved	ug/L	11300	10000	10000	21200	21400	99	101	75-125	1	20	
Manganese, Dissolved	ug/L	2060	1000	1000	3040	3080	98	101	75-125	1	20	
Molybdenum, Dissolved	ug/L	294	1000	1000	1380	1390	109	109	75-125	1	20	

Results presented on this page are in the units indicated by the "Units" column except where an alternate unit is presented to the right of the result.

REPORT OF LABORATORY ANALYSIS

This report shall not be reproduced, except in full,
without the written consent of Pace Analytical Services, LLC.

QUALITY CONTROL DATA

Project: Harding St Dec 2022 P1R3
Pace Project No.: 50333068

QC Batch: 710677 Analysis Method: EPA 6020
QC Batch Method: EPA 200.2 Analysis Description: 6020 MET
Laboratory: Pace Analytical Services - Indianapolis

Associated Lab Samples: 50333068001, 50333068002, 50333068003

METHOD BLANK: 3266004 Matrix: Water

Associated Lab Samples: 50333068001, 50333068002, 50333068003

Parameter	Units	Blank Result	Reporting Limit	MDL	Analyzed	Qualifiers
Antimony	ug/L	ND	1.0	0.28	12/14/22 01:29	
Arsenic	ug/L	ND	1.0	0.094	12/14/22 01:29	
Beryllium	ug/L	ND	0.20	0.032	12/14/22 01:29	
Cobalt	ug/L	ND	1.0	0.072	12/14/22 01:29	
Selenium	ug/L	ND	1.0	0.57	12/14/22 01:29	
Thallium	ug/L	ND	1.0	0.061	12/14/22 01:29	

LABORATORY CONTROL SAMPLE: 3266005

Parameter	Units	Spike Conc.	LCS Result	LCS % Rec	% Rec Limits	Qualifiers
Antimony	ug/L	40	42.2	106	80-120	
Arsenic	ug/L	40	38.7	97	80-120	
Beryllium	ug/L	40	43.1	108	80-120	
Cobalt	ug/L	40	41.8	105	80-120	
Selenium	ug/L	40	39.1	98	80-120	
Thallium	ug/L	40	41.4	104	80-120	

MATRIX SPIKE & MATRIX SPIKE DUPLICATE: 3266006 3266007

Parameter	Units	50333042002		3266006		3266007		% Rec	% Rec	% Rec	Limits	RPD	Max RPD	Qual
		MS Result	MSD Spike Conc.	MS Result	MSD Spike Conc.	MS Result	MSD Result							
Antimony	ug/L	ND	40	40	42.4	43.3	106	108	75-125	2	20			
Arsenic	ug/L	ND	40	40	38.9	39.6	97	99	75-125	2	20			
Beryllium	ug/L	ND	40	40	41.1	41.3	103	103	75-125	0	20			
Cobalt	ug/L	ND	40	40	38.0	39.0	94	97	75-125	3	20			
Selenium	ug/L	ND	40	40	39.0	40.2	96	99	75-125	3	20			
Thallium	ug/L	ND	40	40	41.7	43.0	104	107	75-125	3	20			

Results presented on this page are in the units indicated by the "Units" column except where an alternate unit is presented to the right of the result.

REPORT OF LABORATORY ANALYSIS

This report shall not be reproduced, except in full,
without the written consent of Pace Analytical Services, LLC.

QUALITY CONTROL DATA

Project: Harding St Dec 2022 P1R3

Pace Project No.: 50333068

QC Batch:	710580	Analysis Method:	SM 2320B
QC Batch Method:	SM 2320B	Analysis Description:	2320B Alkalinity
		Laboratory:	Pace Analytical Services - Indianapolis

Associated Lab Samples: 50333068001, 50333068002, 50333068003

METHOD BLANK: 3265702 Matrix: Water

Associated Lab Samples: 50333068001, 50333068002, 50333068003

Parameter	Units	Blank Result	Reporting Limit	MDL	Analyzed	Qualifiers
Alkalinity, Total as CaCO3	mg/L	ND	10.0	10.0	12/12/22 15:39	
Alkalinity,Bicarbonate (CaCO3)	mg/L	ND	10.0	10.0	12/12/22 15:39	
Alkalinity,Carbonate (CaCO3)	mg/L	ND	10.0	10.0	12/12/22 15:39	

LABORATORY CONTROL SAMPLE: 3265703

Parameter	Units	Spike Conc.	LCS Result	LCS % Rec	% Rec Limits	Qualifiers
Alkalinity, Total as CaCO3	mg/L	50	45.8	92	90-110	

SAMPLE DUPLICATE: 3265704

Parameter	Units	50332924001 Result	Dup Result	RPD	Max RPD	Qualifiers
Alkalinity, Total as CaCO3	mg/L	316	322	2	20	
Alkalinity,Bicarbonate (CaCO3)	mg/L	316	322	2	20	
Alkalinity,Carbonate (CaCO3)	mg/L	ND	ND		20	

SAMPLE DUPLICATE: 3265705

Parameter	Units	50332924006 Result	Dup Result	RPD	Max RPD	Qualifiers
Alkalinity, Total as CaCO3	mg/L	309	307	0	20	
Alkalinity,Bicarbonate (CaCO3)	mg/L	309	307	0	20	
Alkalinity,Carbonate (CaCO3)	mg/L	ND	ND		20	

Results presented on this page are in the units indicated by the "Units" column except where an alternate unit is presented to the right of the result.

REPORT OF LABORATORY ANALYSIS

This report shall not be reproduced, except in full,
without the written consent of Pace Analytical Services, LLC.

QUALITY CONTROL DATA

Project: Harding St Dec 2022 P1R3

Pace Project No.: 50333068

QC Batch:	710518	Analysis Method:	SM 2540C
QC Batch Method:	SM 2540C	Analysis Description:	2540C Total Dissolved Solids
		Laboratory:	Pace Analytical Services - Indianapolis
Associated Lab Samples:	50333068001, 50333068002, 50333068003		

METHOD BLANK: 3265465 Matrix: Water

Associated Lab Samples: 50333068001, 50333068002, 50333068003

Parameter	Units	Blank Result	Reporting Limit	MDL	Analyzed	Qualifiers
Total Dissolved Solids	mg/L	ND	10.0	10.0	12/12/22 08:57	

LABORATORY CONTROL SAMPLE: 3265466

Parameter	Units	Spike Conc.	LCS Result	LCS % Rec	% Rec Limits	Qualifiers
Total Dissolved Solids	mg/L	300	264	88	80-120	

SAMPLE DUPLICATE: 3265467

Parameter	Units	50332986005 Result	Dup Result	RPD	Max RPD	Qualifiers
Total Dissolved Solids	mg/L	514	512	0	10	

SAMPLE DUPLICATE: 3265468

Parameter	Units	50333089003 Result	Dup Result	RPD	Max RPD	Qualifiers
Total Dissolved Solids	mg/L	818	802	2	10	

Results presented on this page are in the units indicated by the "Units" column except where an alternate unit is presented to the right of the result.

REPORT OF LABORATORY ANALYSIS

This report shall not be reproduced, except in full,
without the written consent of Pace Analytical Services, LLC.

QUALITY CONTROL DATA

Project: Harding St Dec 2022 P1R3

Pace Project No.: 50333068

QC Batch: 710629

Analysis Method: SM 4500-H+B

QC Batch Method: SM 4500-H+B

Analysis Description: 4500H+B pH

Laboratory: Pace Analytical Services - Indianapolis

Associated Lab Samples: 50333068001, 50333068002, 50333068003

SAMPLE DUPLICATE: 3265874

Parameter	Units	50332924006 Result	Dup Result	RPD	Max RPD	Qualifiers
pH at 25 Degrees C	Std. Units	7.2	7.4	3	2	H3,R1

SAMPLE DUPLICATE: 3265875

Parameter	Units	50332599001 Result	Dup Result	RPD	Max RPD	Qualifiers
pH at 25 Degrees C	Std. Units	7.3	7.3	0	2	H3

Results presented on this page are in the units indicated by the "Units" column except where an alternate unit is presented to the right of the result.

REPORT OF LABORATORY ANALYSIS

This report shall not be reproduced, except in full,
without the written consent of Pace Analytical Services, LLC.

QUALITY CONTROL DATA

Project: Harding St Dec 2022 P1R3
Pace Project No.: 50333068

QC Batch: 711032	Analysis Method: SM 4500-S2-D
QC Batch Method: SM 4500-S2-D	Analysis Description: 4500S2D Sulfide Water
	Laboratory: Pace Analytical Services - Indianapolis

Associated Lab Samples: 50333068001, 50333068002, 50333068003

METHOD BLANK: 3267560 Matrix: Water
Associated Lab Samples: 50333068001, 50333068002, 50333068003

Parameter	Units	Blank Result	Reporting Limit	MDL	Analyzed	Qualifiers
Sulfide	mg/L	ND	0.10	0.025	12/14/22 13:45	

LABORATORY CONTROL SAMPLE: 3267561

Parameter	Units	Spike Conc.	LCS Result	LCS % Rec	% Rec Limits	Qualifiers
Sulfide	mg/L	0.5	0.52	104	90-110	

MATRIX SPIKE & MATRIX SPIKE DUPLICATE: 3267562 3267563

Parameter	Units	50333068001		3267562		3267563		% Rec Limits	RPD	Max RPD	Qual
		MS Result	MSD Spike Conc.	MS Result	MSD Spike Conc.	MS Result	MSD Spike Conc.				
Sulfide	mg/L	ND	0.5	0.5	0.49	0.50	97	98	90-110	1	20

MATRIX SPIKE SAMPLE: 3267564

Parameter	Units	50333299004 Result	Spike Conc.	MS Result	MS % Rec	% Rec Limits	Qualifiers
Sulfide	mg/L	<0.025	0.5	0.44	84	90-110	M0

Results presented on this page are in the units indicated by the "Units" column except where an alternate unit is presented to the right of the result.

REPORT OF LABORATORY ANALYSIS

This report shall not be reproduced, except in full,
without the written consent of Pace Analytical Services, LLC.

QUALITY CONTROL DATA

Project: Harding St Dec 2022 P1R3

Pace Project No.: 50333068

QC Batch:	711044	Analysis Method:	HACH 8146
QC Batch Method:	HACH 8146	Analysis Description:	Iron, Ferrous
		Laboratory:	Pace Analytical Services - Indianapolis
Associated Lab Samples:	50333068001, 50333068002, 50333068003		

METHOD BLANK: 3267608 Matrix: Water

Associated Lab Samples: 50333068001, 50333068002, 50333068003

Parameter	Units	Blank Result	Reporting Limit	MDL	Analyzed	Qualifiers
Iron, Ferrous	mg/L	ND	0.20	0.096	12/14/22 14:07	H3,N2

LABORATORY CONTROL SAMPLE: 3267609

Parameter	Units	Spike Conc.	LCS Result	LCS % Rec	% Rec Limits	Qualifiers
Iron, Ferrous	mg/L	1	0.99	99	90-110	H3,N2

MATRIX SPIKE & MATRIX SPIKE DUPLICATE: 3267610 3267611

Parameter	Units	50333068001		3267611		% Rec	% Rec	% Rec Limits	RPD	Max RPD	Qual	
		MS Spike Conc.	MSD Spike Conc.	MS Result	MSD Result							
Iron, Ferrous	mg/L	ND	1	1	1.1	1.1	106	107	90-110	1	20	H3,N2

MATRIX SPIKE SAMPLE: 3267612

Parameter	Units	50332748001 Result	Spike Conc.	MS Result	MS % Rec	% Rec Limits	Qualifiers
Iron, Ferrous	mg/L	ND	1	1.0	100	90-110	H3,N2

Results presented on this page are in the units indicated by the "Units" column except where an alternate unit is presented to the right of the result.

REPORT OF LABORATORY ANALYSIS

This report shall not be reproduced, except in full,
without the written consent of Pace Analytical Services, LLC.

QUALITY CONTROL DATA

Project: Harding St Dec 2022 P1R3

Pace Project No.: 50333068

QC Batch:	710399	Analysis Method:	EPA 353.2
QC Batch Method:	EPA 353.2	Analysis Description:	353.2 Nitrate + Nitrite, Unpres.
		Laboratory:	Pace Analytical Services - Indianapolis
Associated Lab Samples:	50333068001, 50333068002, 50333068003		

METHOD BLANK: 3264678 Matrix: Water

Associated Lab Samples: 50333068001, 50333068002, 50333068003

Parameter	Units	Blank Result	Reporting Limit	MDL	Analyzed	Qualifiers
Nitrogen, Nitrate	mg/L	ND	0.10	0.011	12/09/22 17:33	
Nitrogen, Nitrite	mg/L	ND	0.10	0.0040	12/09/22 17:33	

LABORATORY CONTROL SAMPLE: 3264679

Parameter	Units	Spike Conc.	LCS Result	LCS % Rec	% Rec Limits	Qualifiers
Nitrogen, Nitrate	mg/L	1	0.97	97	90-110	
Nitrogen, Nitrite	mg/L	1	1.0	100	90-110	

MATRIX SPIKE & MATRIX SPIKE DUPLICATE: 3264680 3264681

Parameter	Units	50333042002		3264681		MS % Rec	MSD % Rec	% Rec Limits	RPD	Max RPD	Qual
		MS Spike Conc.	MSD Spike Conc.	MS Result	MSD Result						
Nitrogen, Nitrate	mg/L	0.69	1	1	1.7	1.7	99	99	90-110	0	20
Nitrogen, Nitrite	mg/L	ND	1	1	0.99	1.0	99	99	90-110	0	20

MATRIX SPIKE SAMPLE: 3264711

Parameter	Units	50333068001 Result	Spike Conc.	MS Result	MS % Rec	% Rec Limits	Qualifiers
Nitrogen, Nitrate	mg/L		0.19	1	1.2	98	90-110
Nitrogen, Nitrite	mg/L		ND	1	1.0	101	90-110

Results presented on this page are in the units indicated by the "Units" column except where an alternate unit is presented to the right of the result.

REPORT OF LABORATORY ANALYSIS

This report shall not be reproduced, except in full,
without the written consent of Pace Analytical Services, LLC.

QUALITY CONTROL DATA

Project: Harding St Dec 2022 P1R3

Pace Project No.: 50333068

QC Batch: 710645

Analysis Method: EPA 365.1

QC Batch Method: EPA 365.1

Analysis Description: 365.1 Total Phosphorus

Laboratory: Pace Analytical Services - Indianapolis

Associated Lab Samples: 50333068001, 50333068002, 50333068003

METHOD BLANK: 3265911

Matrix: Water

Associated Lab Samples: 50333068001, 50333068002, 50333068003

Parameter	Units	Blank Result	Reporting Limit	MDL	Analyzed	Qualifiers
Phosphate as P04	mg/L	ND	0.15	0.15	12/14/22 12:23	

LABORATORY CONTROL SAMPLE: 3265912

Parameter	Units	Spike Conc.	LCS Result	LCS % Rec	% Rec Limits	Qualifiers
Phosphate as P04	mg/L		1.5			

MATRIX SPIKE & MATRIX SPIKE DUPLICATE: 3265913 3265914

Parameter	Units	50332494001		3265914		MS % Rec	MSD % Rec	% Rec Limits	RPD	Max RPD	Qual
		MS Spike Conc.	MSD Spike Conc.	MS Result	MSD Result						
Phosphate as P04	mg/L	3.2		4.8	4.7				1		

Results presented on this page are in the units indicated by the "Units" column except where an alternate unit is presented to the right of the result.

REPORT OF LABORATORY ANALYSIS

This report shall not be reproduced, except in full,
without the written consent of Pace Analytical Services, LLC.

QUALITY CONTROL DATA

Project: Harding St Dec 2022 P1R3

Pace Project No.: 50333068

QC Batch:	711116	Analysis Method:	SM 5310C
QC Batch Method:	SM 5310C	Analysis Description:	5310C Total Organic Carbon
		Laboratory:	Pace Analytical Services - Indianapolis

Associated Lab Samples: 50333068001, 50333068002, 50333068003

METHOD BLANK: 3267991 Matrix: Water

Associated Lab Samples: 50333068001, 50333068002, 50333068003

Parameter	Units	Blank Result	Reporting Limit	MDL	Analyzed	Qualifiers
Total Organic Carbon	mg/L	ND	1.0	0.14	12/19/22 23:39	

LABORATORY CONTROL SAMPLE: 3267992

Parameter	Units	Spike Conc.	LCS Result	LCS % Rec	% Rec Limits	Qualifiers
Total Organic Carbon	mg/L	10	9.9	99	90-110	

MATRIX SPIKE & MATRIX SPIKE DUPLICATE: 3267993 3267994

Parameter	Units	50332413009		3267993		3267994		% Rec Limits	RPD	Max RPD	Qual	
		MS Result	MSD Spike Conc.	MS Result	MSD Spike Conc.	MS Result	MSD Spike Conc.					
Total Organic Carbon	mg/L	0.86	40	40	40	40.1	40.5	98	99	80-120	1	20

MATRIX SPIKE SAMPLE: 3267995

Parameter	Units	50332413010 Result	Spike Conc.	MS Result	MS % Rec	% Rec Limits	Qualifiers
Total Organic Carbon	mg/L	2.9	40	43.0	100	80-120	

Results presented on this page are in the units indicated by the "Units" column except where an alternate unit is presented to the right of the result.

REPORT OF LABORATORY ANALYSIS

This report shall not be reproduced, except in full,
without the written consent of Pace Analytical Services, LLC.

QUALITY CONTROL DATA

Project: Harding St Dec 2022 P1R3

Pace Project No.: 50333068

QC Batch:	710831	Analysis Method:	SM 5310C
QC Batch Method:	SM 5310C	Analysis Description:	5310C Dissolved Organic Carbon
		Laboratory:	Pace Analytical Services - Indianapolis

Associated Lab Samples: 50333068001, 50333068002, 50333068003

METHOD BLANK: 3266632 Matrix: Water

Associated Lab Samples: 50333068001, 50333068002, 50333068003

Parameter	Units	Blank Result	Reporting Limit	MDL	Analyzed	Qualifiers
Dissolved Organic Carbon	mg/L	ND	1.0	0.14	12/17/22 08:59	

LABORATORY CONTROL SAMPLE: 3266633

Parameter	Units	Spike Conc.	LCS Result	LCS % Rec	% Rec Limits	Qualifiers
Dissolved Organic Carbon	mg/L	10	10.9	109	90-110	

MATRIX SPIKE & MATRIX SPIKE DUPLICATE: 3266634 3266635

Parameter	Units	50332406004		50332406005		MS Result	MSD Result	MS % Rec	MSD % Rec	% Rec Limits	RPD	Max RPD	Qual
		MS Spike Conc.	MSD Spike Conc.	MS Spike Conc.	MSD Spike Conc.								
Dissolved Organic Carbon	mg/L	1.2	40	40	40.6	41.1	98	100	80-120	1	20		

MATRIX SPIKE SAMPLE: 3266636

Parameter	Units	50332406005 Result	Spike Conc.	MS Result	MS % Rec	% Rec Limits	Qualifiers
Dissolved Organic Carbon	mg/L	1.2	40	41.0	100	80-120	

Results presented on this page are in the units indicated by the "Units" column except where an alternate unit is presented to the right of the result.

REPORT OF LABORATORY ANALYSIS

This report shall not be reproduced, except in full,
without the written consent of Pace Analytical Services, LLC.

ANALYTICAL RESULTS - RADIOCHEMISTRY

Project: Harding St Dec 2022 P1R3

Pace Project No.: 50333068

Sample: MW-4SR **Lab ID: 50333068001** Collected: 12/08/22 15:45 Received: 12/09/22 15:15 Matrix: Water
PWS: Site ID: Sample Type:

Parameters	Method	Act ± Unc (MDC) Carr Trac	Units	Analyzed	CAS No.	Qual
	Pace Analytical Services - Greensburg					
Radium-226	EPA 903.1	1.40 ± 0.727 (0.253) C:NA T:88%	pCi/L	12/23/22 16:54	13982-63-3	
	Pace Analytical Services - Greensburg					
Radium-228	EPA 904.0	0.328 ± 0.378 (0.793) C:70% T:87%	pCi/L	12/23/22 14:52	15262-20-1	
	Pace Analytical Services - Greensburg					
Total Radium	Total Radium Calculation	1.73 ± 1.11 (1.05)	pCi/L	01/03/23 11:08	7440-14-4	

REPORT OF LABORATORY ANALYSIS

This report shall not be reproduced, except in full,
without the written consent of Pace Analytical Services, LLC.

ANALYTICAL RESULTS - RADIOCHEMISTRY

Project: Harding St Dec 2022 P1R3

Pace Project No.: 50333068

Sample: MW-4I **Lab ID: 50333068002** Collected: 12/08/22 13:20 Received: 12/09/22 15:15 Matrix: Water
PWS: Site ID: Sample Type:

Parameters	Method	Act ± Unc (MDC) Carr Trac	Units	Analyzed	CAS No.	Qual
	Pace Analytical Services - Greensburg					
Radium-226	EPA 903.1	0.469 ± 0.436 (0.575) C:NA T:93%	pCi/L	12/23/22 16:54	13982-63-3	
	Pace Analytical Services - Greensburg					
Radium-228	EPA 904.0	0.389 ± 0.359 (0.728) C:79% T:81%	pCi/L	12/23/22 14:52	15262-20-1	
	Pace Analytical Services - Greensburg					
Total Radium	Total Radium Calculation	0.858 ± 0.795 (1.30)	pCi/L	01/03/23 11:08	7440-14-4	

REPORT OF LABORATORY ANALYSIS

This report shall not be reproduced, except in full,
without the written consent of Pace Analytical Services, LLC.

ANALYTICAL RESULTS - RADIOCHEMISTRY

Project: Harding St Dec 2022 P1R3

Pace Project No.: 50333068

Sample: MW-4D **Lab ID: 50333068003** Collected: 12/08/22 11:00 Received: 12/09/22 15:15 Matrix: Water
PWS: Site ID: Sample Type:

Parameters	Method	Act ± Unc (MDC) Carr Trac	Units	Analyzed	CAS No.	Qual
	Pace Analytical Services - Greensburg					
Radium-226	EPA 903.1	0.526 ± 0.646 (1.05) C:NA T:83%	pCi/L	12/23/22 16:54	13982-63-3	
	Pace Analytical Services - Greensburg					
Radium-228	EPA 904.0	0.534 ± 0.345 (0.648) C:85% T:89%	pCi/L	12/23/22 14:52	15262-20-1	
	Pace Analytical Services - Greensburg					
Total Radium	Total Radium Calculation	1.06 ± 0.991 (1.70)	pCi/L	01/03/23 11:08	7440-14-4	

REPORT OF LABORATORY ANALYSIS

This report shall not be reproduced, except in full,
without the written consent of Pace Analytical Services, LLC.

QUALITY CONTROL - RADIOCHEMISTRY

Project: Harding St Dec 2022 P1R3

Pace Project No.: 50333068

QC Batch: 553357

Analysis Method: EPA 903.1

QC Batch Method: EPA 903.1

Analysis Description: 903.1 Radium-226

Laboratory: Pace Analytical Services - Greensburg

Associated Lab Samples: 50333068001, 50333068002, 50333068003

METHOD BLANK: 2687999

Matrix: Water

Associated Lab Samples: 50333068001, 50333068002, 50333068003

Parameter	Act ± Unc (MDC) Carr Trac	Units	Analyzed	Qualifiers
Radium-226	0.000 ± 0.318 (0.712) C:NA T:92%	pCi/L	12/23/22 16:27	

Results presented on this page are in the units indicated by the "Units" column except where an alternate unit is presented to the right of the result.

REPORT OF LABORATORY ANALYSIS

This report shall not be reproduced, except in full,
without the written consent of Pace Analytical Services, LLC.

QUALITY CONTROL - RADIOCHEMISTRY

Project: Harding St Dec 2022 P1R3

Pace Project No.: 50333068

QC Batch:	553359	Analysis Method:	EPA 904.0
QC Batch Method:	EPA 904.0	Analysis Description:	904.0 Radium 228
		Laboratory:	Pace Analytical Services - Greensburg

Associated Lab Samples: 50333068001, 50333068002, 50333068003

METHOD BLANK: 2688001 Matrix: Water

Associated Lab Samples: 50333068001, 50333068002, 50333068003

Parameter	Act ± Unc (MDC) Carr Trac	Units	Analyzed	Qualifiers
Radium-228	0.175 ± 0.336 (0.738) C:77% T:82%	pCi/L	12/23/22 11:48	

Results presented on this page are in the units indicated by the "Units" column except where an alternate unit is presented to the right of the result.

REPORT OF LABORATORY ANALYSIS

This report shall not be reproduced, except in full,
without the written consent of Pace Analytical Services, LLC.

QUALIFIERS

Project: Harding St Dec 2022 P1R3

Pace Project No.: 50333068

DEFINITIONS

DF - Dilution Factor, if reported, represents the factor applied to the reported data due to dilution of the sample aliquot.

ND - Not Detected at or above adjusted reporting limit.

TNTC - Too Numerous To Count

J - Estimated concentration above the adjusted method detection limit and below the adjusted reporting limit.

MDL - Adjusted Method Detection Limit.

PQL - Practical Quantitation Limit.

RL - Reporting Limit - The lowest concentration value that meets project requirements for quantitative data with known precision and bias for a specific analyte in a specific matrix.

S - Surrogate

1,2-Diphenylhydrazine decomposes to and cannot be separated from Azobenzene using Method 8270. The result for each analyte is a combined concentration.

Consistent with EPA guidelines, unrounded data are displayed and have been used to calculate % recovery and RPD values.

LCS(D) - Laboratory Control Sample (Duplicate)

MS(D) - Matrix Spike (Duplicate)

DUP - Sample Duplicate

RPD - Relative Percent Difference

NC - Not Calculable.

SG - Silica Gel - Clean-Up

U - Indicates the compound was analyzed for, but not detected.

N-Nitrosodiphenylamine decomposes and cannot be separated from Diphenylamine using Method 8270. The result reported for each analyte is a combined concentration.

Reported results are not rounded until the final step prior to reporting. Therefore, calculated parameters that are typically reported as "Total" may vary slightly from the sum of the reported component parameters.

Act - Activity

Unc - Uncertainty: SDWA = 1.96 sigma count uncertainty, all other matrices = Expanded Uncertainty (95% confidence interval).

Gamma Spec = Expanded Uncertainty (95.4% Confidence Interval)

(MDC) - Minimum Detectable Concentration

Trac - Tracer Recovery (%)

Carr - Carrier Recovery (%)

Pace Analytical is TNI accredited. Contact your Pace PM for the current list of accredited analytes.

TNI - The NELAC Institute.

ANALYTE QUALIFIERS

E Analyte concentration exceeded the calibration range. The reported result is estimated.

F5 The recovery of the analyte in the CRDL standard (also known as the reporting limit verification) did not meet the acceptance criteria.

H3 Sample was received or analysis requested beyond the recognized method holding time.

M0 Matrix spike recovery and/or matrix spike duplicate recovery was outside laboratory control limits.

N2 The lab does not hold NELAC/TNI accreditation for this parameter but other accreditations/certifications may apply. A complete list of accreditations/certifications is available upon request.

P6 Matrix spike recovery was outside laboratory control limits due to a parent sample concentration notably higher than the spike level.

R1 RPD value was outside control limits.

REPORT OF LABORATORY ANALYSIS

This report shall not be reproduced, except in full,
without the written consent of Pace Analytical Services, LLC.

QUALITY CONTROL DATA CROSS REFERENCE TABLE

Project: Harding St Dec 2022 P1R3

Pace Project No.: 50333068

Lab ID	Sample ID	QC Batch Method	QC Batch	Analytical Method	Analytical Batch
50333068001	MW-4SR	EPA 9056	711091		
50333068002	MW-4I	EPA 9056	711091		
50333068003	MW-4D	EPA 9056	711091		
50333068001	MW-4SR	EPA 3010	710713	EPA 6010	710984
50333068002	MW-4I	EPA 3010	710713	EPA 6010	710984
50333068003	MW-4D	EPA 3010	710713	EPA 6010	710984
50333068001	MW-4SR	EPA 3010	710701	EPA 6010	710942
50333068002	MW-4I	EPA 3010	710701	EPA 6010	710942
50333068003	MW-4D	EPA 3010	710701	EPA 6010	710942
50333068001	MW-4SR	EPA 200.2	710677	EPA 6020	710902
50333068002	MW-4I	EPA 200.2	710677	EPA 6020	710902
50333068003	MW-4D	EPA 200.2	710677	EPA 6020	710902
50333068001	MW-4SR	EPA 903.1	553357		
50333068002	MW-4I	EPA 903.1	553357		
50333068003	MW-4D	EPA 903.1	553357		
50333068001	MW-4SR	EPA 904.0	553359		
50333068002	MW-4I	EPA 904.0	553359		
50333068003	MW-4D	EPA 904.0	553359		
50333068001	MW-4SR	Total Radium Calculation	557406		
50333068002	MW-4I	Total Radium Calculation	557406		
50333068003	MW-4D	Total Radium Calculation	557406		
50333068001	MW-4SR	SM 2320B	710580		
50333068002	MW-4I	SM 2320B	710580		
50333068003	MW-4D	SM 2320B	710580		
50333068001	MW-4SR	SM 2540C	710518		
50333068002	MW-4I	SM 2540C	710518		
50333068003	MW-4D	SM 2540C	710518		
50333068001	MW-4SR	SM 4500-H+B	710629		
50333068002	MW-4I	SM 4500-H+B	710629		
50333068003	MW-4D	SM 4500-H+B	710629		
50333068001	MW-4SR	SM 4500-S2-D	711032		
50333068002	MW-4I	SM 4500-S2-D	711032		
50333068003	MW-4D	SM 4500-S2-D	711032		
50333068001	MW-4SR	HACH 8146	711044		
50333068002	MW-4I	HACH 8146	711044		
50333068003	MW-4D	HACH 8146	711044		
50333068001	MW-4SR	EPA 353.2	710399		
50333068002	MW-4I	EPA 353.2	710399		
50333068003	MW-4D	EPA 353.2	710399		
50333068001	MW-4SR	EPA 365.1	710645	EPA 365.1	711036
50333068002	MW-4I	EPA 365.1	710645	EPA 365.1	711036
50333068003	MW-4D	EPA 365.1	710645	EPA 365.1	711036

REPORT OF LABORATORY ANALYSIS

This report shall not be reproduced, except in full,
without the written consent of Pace Analytical Services, LLC.

QUALITY CONTROL DATA CROSS REFERENCE TABLE

Project: Harding St Dec 2022 P1R3

Pace Project No.: 50333068

Lab ID	Sample ID	QC Batch Method	QC Batch	Analytical Method	Analytical Batch
50333068001	MW-4SR	SM 5310C	711116		
50333068002	MW-4I	SM 5310C	711116		
50333068003	MW-4D	SM 5310C	711116		
50333068001	MW-4SR	SM 5310C	710831		
50333068002	MW-4I	SM 5310C	710831		
50333068003	MW-4D	SM 5310C	710831		

REPORT OF LABORATORY ANALYSIS

This report shall not be reproduced, except in full,
without the written consent of Pace Analytical Services, LLC.



SAMPLE CONDITION UPON RECEIPT FORM

Date/Time and Initials of person examining contents: DMP 12/09/22 16:17

1. Courier: FED EX UPS CLIENT PACE USPS OTHER _____

2. Custody Seal on Cooler/Box Present: Yes No
 (If yes)Seals Intact: Yes No (leave blank if no seals were present)

3. Thermometer: 1 2 3 4 5 6 A B C D E F

4. Cooler Temperature(s): 0.5°/0.6°c 1.1°/1.2°c
 (Initial/Corrected) RECORD TEMPS OF ALL COOLERS RECEIVED (use Comments below to add more)

5. Packing Material: Bubble Wrap Bubble Bags
 None Other _____

6. Ice Type: Wet Blue None

7. If temp. is over 6°C or under 0°C, was the PM notified?: Yes No
 Cooler temp should be above freezing to 6°C

All discrepancies will be written out in the comments section below.

	Yes	No		Yes	No	N/A
USDA Regulated Soils? (HI, ID, NY, WA, OR, CA, NM, TX, OK, AR, LA, TN, AL, MS, NC, SC, GA, FL, or Puerto Rico)		<input checked="" type="checkbox"/>	All containers needing acid/base preservation have been pH CHECKED?: Exceptions: VOA, coliform, LLHg, O&G, RAD CHEM, and any container with a septum cap or preserved with HCl			
Short Hold Time Analysis (48 hours or less)? Analysis: <u>NO3</u>	<input checked="" type="checkbox"/>		Circle: <u>HNO3 (<2)</u> <u>H2SO4 (<2)</u> NaOH (>10) NaOH/ZnAc (>9) Any non-conformance to pH recommendations will be noted on the container count form	<input checked="" type="checkbox"/>		
Time 5035A TC placed in Freezer or Short Holds To Lab Time: <u>1655</u>			Residual Chlorine Check (SVOC 625 Pest/PCB 608)	<u>Present</u>	<u>Absent</u>	<u>N/A</u>
Rush TAT Requested (4 days or less):		<input checked="" type="checkbox"/>	Residual Chlorine Check (Total/Amenable/Free Cyanide)			<input checked="" type="checkbox"/>
Custody Signatures Present?	<input checked="" type="checkbox"/>		Headspace Wisconsin Sulfide?			<input checked="" type="checkbox"/>
Containers Intact?:	<input checked="" type="checkbox"/>		Headspace in VOA Vials (>6mm): See Container Count form for details	<u>Present</u>	<u>Absent</u>	<u>No VOA Vials Sent</u>
Sample Label (IDs/Dates/Times) Match COC?: Except TCs, which only require sample ID	<input checked="" type="checkbox"/>		Trip Blank Present?		<input checked="" type="checkbox"/>	
Extra labels on Terracore Vials? (soils only)		<u>N/A</u>	Trip Blank Custody Seals?			<input checked="" type="checkbox"/>

COMMENTS:

January 2023 (Soil)

January 20, 2023

Mr. Mark Breting
ATC Group Services
7988 Centerpoint Drive
Suite 100
Indianapolis, IN 46256

RE: Project: Harding St Ash Pond System
Pace Project No.: 50335345

Dear Mr. Breting:

Enclosed are the analytical results for sample(s) received by the laboratory on January 12, 2023. The results relate only to the samples included in this report. Results reported herein conform to the applicable TNI/NELAC Standards and the laboratory's Quality Manual, where applicable, unless otherwise noted in the body of the report.

The test results provided in this final report were generated by each of the following laboratories within the Pace Network:

- Pace Analytical Services - Green Bay
- Pace Analytical Services - Indianapolis

If you have any questions concerning this report, please feel free to contact me.

Sincerely,



Will Statz
will.statz@pacelabs.com
(317)228-3105
Project Manager

Enclosures

cc: Mr. Robert Miller, Haley & Aldrich



REPORT OF LABORATORY ANALYSIS

This report shall not be reproduced, except in full,
without the written consent of Pace Analytical Services, LLC.

CERTIFICATIONS

Project: Harding St Ash Pond System

Pace Project No.: 50335345

Pace Analytical Services Green Bay

1241 Bellevue Street, Green Bay, WI 54302

Florida/NELAP Certification #: E87948

Illinois Certification #: 200050

Kentucky UST Certification #: 82

Louisiana Certification #: 04168

Minnesota Certification #: 055-999-334

New York Certification #: 12064

North Dakota Certification #: R-150

South Carolina Certification #: 83006001

Texas Certification #: T104704529-21-8

Virginia VELAP Certification ID: 11873

Wisconsin Certification #: 405132750

Wisconsin DATCP Certification #: 105-444

USDA Soil Permit #: P330-21-00008

Federal Fish & Wildlife Permit #: 51774A

Pace Analytical Services Indianapolis

7726 Moller Road, Indianapolis, IN 46268

Illinois Accreditation #: 200074

Indiana Drinking Water Laboratory #: C-49-06

Kansas/TNI Certification #: E-10177

Kentucky UST Agency Interest #: 80226

Kentucky WW Laboratory ID #: 98019

Michigan Drinking Water Laboratory #9050

Ohio VAP Certified Laboratory #: CL0065

Oklahoma Laboratory #: 9204

Texas Certification #: T104704355

Wisconsin Laboratory #: 999788130

USDA Foreign Soil Permit #: 525-23-13-23119

USDA Compliance Agreement #: IN-SL-22-001

REPORT OF LABORATORY ANALYSIS

This report shall not be reproduced, except in full,
without the written consent of Pace Analytical Services, LLC.

SAMPLE SUMMARY

Project: Harding St Ash Pond System

Pace Project No.: 50335345

Lab ID	Sample ID	Matrix	Date Collected	Date Received
50335345001	MW16S (18-20)	Solid	01/11/23 10:00	01/12/23 16:05
50335345002	MW16D (32-34)	Solid	01/11/23 10:10	01/12/23 16:05
50335345003	MW17S (12-14)	Solid	01/11/23 10:13	01/12/23 16:05
50335345004	MW17I (40-42)	Solid	01/11/23 10:16	01/12/23 16:05
50335345005	MW17IL (62-64)	Solid	01/11/23 10:20	01/12/23 16:05
50335345006	MW17D (84-86)	Solid	01/11/23 10:25	01/12/23 16:05
50335345007	MW2IL (62-64)	Solid	01/11/23 10:30	01/12/23 16:05
50335345010	DUP-3	Solid	01/11/23 08:00	01/12/23 16:05

REPORT OF LABORATORY ANALYSIS

This report shall not be reproduced, except in full,
without the written consent of Pace Analytical Services, LLC.

SAMPLE ANALYTE COUNT

Project: Harding St Ash Pond System

Pace Project No.: 50335345

Lab ID	Sample ID	Method	Analysts	Analytes Reported	Laboratory
50335345001	MW16S (18-20)	EPA 6010	MTM	5	PASI-I
		SM 2540G	IRH	1	PASI-I
		EPA 9045	BMS	1	PASI-I
		EPA 9060	TJJ	6	PASI-G
50335345002	MW16D (32-34)	EPA 6010	MTM	5	PASI-I
		SM 2540G	IRH	1	PASI-I
		EPA 9045	BMS	1	PASI-I
		EPA 9060	TJJ	6	PASI-G
50335345003	MW17S (12-14)	EPA 6010	MTM	5	PASI-I
		SM 2540G	IRH	1	PASI-I
		EPA 9045	BMS	1	PASI-I
		EPA 9060	TJJ	6	PASI-G
50335345004	MW17I (40-42)	EPA 6010	MTM	5	PASI-I
		SM 2540G	IRH	1	PASI-I
		EPA 9045	BMS	1	PASI-I
		EPA 9060	TJJ	6	PASI-G
50335345005	MW17IL (62-64)	EPA 6010	MTM	5	PASI-I
		SM 2540G	IRH	1	PASI-I
		EPA 9045	BMS	1	PASI-I
		EPA 9060	TJJ	6	PASI-G
50335345006	MW17D (84-86)	EPA 6010	MTM	5	PASI-I
		SM 2540G	IRH	1	PASI-I
		EPA 9045	BMS	1	PASI-I
		EPA 9060	TJJ	6	PASI-G
50335345007	MW2IL (62-64)	EPA 6010	MTM	5	PASI-I
		SM 2540G	IRH	1	PASI-I
		EPA 9045	BMS	1	PASI-I
		EPA 9060	TJJ	6	PASI-G
50335345010	DUP-3	EPA 6010	MTM	5	PASI-I
		SM 2540G	IRH	1	PASI-I
		EPA 9045	BMS	1	PASI-I
		EPA 9060	TJJ	6	PASI-G

PASI-G = Pace Analytical Services - Green Bay

PASI-I = Pace Analytical Services - Indianapolis

REPORT OF LABORATORY ANALYSIS

This report shall not be reproduced, except in full,
without the written consent of Pace Analytical Services, LLC.

SUMMARY OF DETECTION

Project: Harding St Ash Pond System

Pace Project No.: 50335345

Lab Sample ID	Client Sample ID	Result	Units	Report Limit	Analyzed	Qualifiers
Method	Parameters					
50335345001	MW16S (18-20)					
EPA 6010	Arsenic	3.8	mg/kg	1.0	01/20/23 12:23	
EPA 6010	Iron	9450	mg/kg	50.1	01/20/23 12:23	
EPA 6010	Lithium	8.0	mg/kg	5.0	01/20/23 12:23	N2
EPA 6010	Manganese	246	mg/kg	1.0	01/20/23 12:23	
EPA 6010	Molybdenum	5.4	mg/kg	1.0	01/20/23 12:23	
SM 2540G	Percent Moisture	5.9	%	0.10	01/14/23 16:48	N2
EPA 9045	pH at 25 Degrees C	8.3	Std. Units	0.10	01/16/23 13:01	H3
EPA 9060	Total Organic Carbon	36100	mg/kg	1990	01/20/23 03:56	
EPA 9060	Total Organic Carbon	37400	mg/kg	1980	01/20/23 04:03	
EPA 9060	Total Organic Carbon	45100	mg/kg	1950	01/20/23 04:13	
EPA 9060	Total Organic Carbon	49200	mg/kg	1940	01/20/23 04:19	
EPA 9060	Mean Total Organic Carbon	42000	mg/kg	1970	01/20/23 03:56	
EPA 9060	RSD%	14.9	%		01/20/23 03:56	
50335345002	MW16D (32-34)					
EPA 6010	Arsenic	1.9	mg/kg	1.1	01/17/23 09:43	
EPA 6010	Iron	8410	mg/kg	57.2	01/17/23 09:43	
EPA 6010	Manganese	62.4	mg/kg	1.1	01/17/23 09:43	
SM 2540G	Percent Moisture	13.4	%	0.10	01/14/23 16:49	N2
EPA 9045	pH at 25 Degrees C	7.8	Std. Units	0.10	01/13/23 13:55	H3
EPA 9060	RSD%	4.0	%		01/20/23 08:49	
50335345003	MW17S (12-14)					
EPA 6010	Arsenic	3.1	mg/kg	1.1	01/17/23 09:46	
EPA 6010	Iron	5770	mg/kg	52.9	01/17/23 09:46	
EPA 6010	Lithium	5.7	mg/kg	5.3	01/17/23 09:46	N2
EPA 6010	Manganese	188	mg/kg	1.1	01/17/23 09:46	
SM 2540G	Percent Moisture	8.1	%	0.10	01/14/23 16:49	N2
EPA 9045	pH at 25 Degrees C	8.7	Std. Units	0.10	01/13/23 13:57	H3
EPA 9060	Total Organic Carbon	41600	mg/kg	1400	01/20/23 05:40	
EPA 9060	Total Organic Carbon	38600	mg/kg	1410	01/20/23 05:46	
EPA 9060	Total Organic Carbon	40700	mg/kg	1400	01/20/23 05:52	
EPA 9060	Total Organic Carbon	36800	mg/kg	1400	01/20/23 05:57	
EPA 9060	Mean Total Organic Carbon	39400	mg/kg	1400	01/20/23 05:40	
EPA 9060	RSD%	5.4	%		01/20/23 05:40	
50335345004	MW17I (40-42)					
EPA 6010	Arsenic	3.5	mg/kg	0.94	01/17/23 09:49	
EPA 6010	Iron	5620	mg/kg	47.1	01/17/23 09:49	
EPA 6010	Lithium	7.8	mg/kg	4.7	01/17/23 09:49	N2
EPA 6010	Manganese	186	mg/kg	0.94	01/17/23 09:49	
EPA 6010	Molybdenum	1.2	mg/kg	0.94	01/17/23 09:49	
SM 2540G	Percent Moisture	5.4	%	0.10	01/14/23 16:49	N2
EPA 9045	pH at 25 Degrees C	8.1	Std. Units	0.10	01/13/23 13:58	H3
EPA 9060	Total Organic Carbon	21500	mg/kg	1800	01/20/23 06:03	
EPA 9060	Total Organic Carbon	41800	mg/kg	1760	01/20/23 06:10	
EPA 9060	Total Organic Carbon	37400	mg/kg	1810	01/20/23 06:22	
EPA 9060	Total Organic Carbon	25500	mg/kg	1810	01/20/23 06:32	
EPA 9060	Mean Total Organic Carbon	31600	mg/kg	1800	01/20/23 06:03	

REPORT OF LABORATORY ANALYSIS

This report shall not be reproduced, except in full,
without the written consent of Pace Analytical Services, LLC.

SUMMARY OF DETECTION

Project: Harding St Ash Pond System

Pace Project No.: 50335345

Lab Sample ID	Client Sample ID	Result	Units	Report Limit	Analyzed	Qualifiers
Method	Parameters					
50335345004	MW171 (40-42)					
EPA 9060	RSD%	30.5	%		01/20/23 06:03	
50335345005	MW171L (62-64)					
EPA 6010	Arsenic	11.4	mg/kg	1.1	01/17/23 09:52	
EPA 6010	Iron	7630	mg/kg	54.4	01/17/23 09:52	
EPA 6010	Lithium	6.2	mg/kg	5.4	01/17/23 09:52	N2
EPA 6010	Manganese	230	mg/kg	1.1	01/17/23 09:52	
EPA 6010	Molybdenum	22.9	mg/kg	1.1	01/17/23 09:52	
SM 2540G	Percent Moisture	9.7	%	0.10	01/14/23 16:49	N2
EPA 9045	pH at 25 Degrees C	8.0	Std. Units	0.10	01/13/23 13:59	H3
EPA 9060	Total Organic Carbon	28600	mg/kg	2150	01/20/23 06:39	
EPA 9060	Total Organic Carbon	29900	mg/kg	2150	01/20/23 06:45	
EPA 9060	Total Organic Carbon	22300	mg/kg	2190	01/20/23 06:51	
EPA 9060	Total Organic Carbon	21400	mg/kg	2190	01/20/23 06:57	
EPA 9060	Mean Total Organic Carbon	25600	mg/kg	2170	01/20/23 06:39	
EPA 9060	RSD%	16.9	%		01/20/23 06:39	
50335345006	MW17D (84-86)					
EPA 6010	Arsenic	1.1	mg/kg	1.1	01/17/23 09:54	
EPA 6010	Iron	4820	mg/kg	55.0	01/17/23 09:54	
EPA 6010	Manganese	189	mg/kg	1.1	01/17/23 09:54	
SM 2540G	Percent Moisture	11.1	%	0.10	01/14/23 16:49	N2
EPA 9045	pH at 25 Degrees C	8.2	Std. Units	0.10	01/13/23 14:01	H3
EPA 9060	Total Organic Carbon	15100	mg/kg	1690	01/20/23 07:05	
EPA 9060	Total Organic Carbon	15800	mg/kg	1710	01/20/23 07:11	
EPA 9060	Total Organic Carbon	17700	mg/kg	1700	01/20/23 07:18	
EPA 9060	Total Organic Carbon	16400	mg/kg	1710	01/20/23 07:24	
EPA 9060	Mean Total Organic Carbon	16300	mg/kg	1700	01/20/23 07:05	
EPA 9060	RSD%	6.7	%		01/20/23 07:05	
50335345007	MW21L (62-64)					
EPA 6010	Arsenic	4.8	mg/kg	1.0	01/17/23 09:57	
EPA 6010	Iron	9780	mg/kg	50.2	01/17/23 09:57	
EPA 6010	Lithium	14.1	mg/kg	5.0	01/17/23 09:57	N2
EPA 6010	Manganese	236	mg/kg	1.0	01/17/23 09:57	
EPA 6010	Molybdenum	3.2	mg/kg	1.0	01/17/23 09:57	
SM 2540G	Percent Moisture	9.7	%	0.10	01/14/23 16:49	N2
EPA 9045	pH at 25 Degrees C	8.3	Std. Units	0.10	01/13/23 14:04	H3
EPA 9060	Total Organic Carbon	27300	mg/kg	2020	01/20/23 07:41	
EPA 9060	Total Organic Carbon	25500	mg/kg	2020	01/20/23 07:46	
EPA 9060	Total Organic Carbon	27600	mg/kg	2050	01/20/23 07:52	
EPA 9060	Total Organic Carbon	24200	mg/kg	2020	01/20/23 07:57	
EPA 9060	Mean Total Organic Carbon	26100	mg/kg	2030	01/20/23 07:41	
EPA 9060	RSD%	6.1	%		01/20/23 07:41	
50335345010	DUP-3					
EPA 6010	Arsenic	9.2	mg/kg	0.98	01/17/23 10:00	
EPA 6010	Iron	9530	mg/kg	49.0	01/17/23 10:00	
EPA 6010	Lithium	7.7	mg/kg	4.9	01/17/23 10:00	N2

REPORT OF LABORATORY ANALYSIS

This report shall not be reproduced, except in full,
without the written consent of Pace Analytical Services, LLC.

SUMMARY OF DETECTION

Project: Harding St Ash Pond System

Pace Project No.: 50335345

Lab Sample ID Method	Client Sample ID Parameters	Result	Units	Report Limit	Analyzed	Qualifiers
50335345010	DUP-3					
EPA 6010	Manganese	225	mg/kg	0.98	01/17/23 10:00	
EPA 6010	Molybdenum	14.3	mg/kg	0.98	01/17/23 10:00	
SM 2540G	Percent Moisture	10.0	%	0.10	01/14/23 16:49	N2
EPA 9045	pH at 25 Degrees C	8.3	Std. Units	0.10	01/13/23 13:47	H3
EPA 9060	Total Organic Carbon	34000	mg/kg	1980	01/20/23 08:02	
EPA 9060	Total Organic Carbon	32800	mg/kg	2010	01/20/23 08:09	
EPA 9060	Total Organic Carbon	29500	mg/kg	2010	01/20/23 08:16	
EPA 9060	Total Organic Carbon	33200	mg/kg	1990	01/20/23 08:22	
EPA 9060	Mean Total Organic Carbon	32400	mg/kg	2000	01/20/23 08:02	
EPA 9060	RSD%	6.2	%		01/20/23 08:02	

REPORT OF LABORATORY ANALYSIS

This report shall not be reproduced, except in full,
without the written consent of Pace Analytical Services, LLC.

ANALYTICAL RESULTS

Project: Harding St Ash Pond System

Pace Project No.: 50335345

Sample: MW16S (18-20) **Lab ID: 50335345001** Collected: 01/11/23 10:00 Received: 01/12/23 16:05 Matrix: Solid

Results reported on a "dry weight" basis and are adjusted for percent moisture, sample size and any dilutions.

Parameters	Results	Units	Report Limit	MDL	DF	Prepared	Analyzed	CAS No.	Qual
6010 MET ICP									
Analytical Method: EPA 6010 Preparation Method: EPA 3050									
Pace Analytical Services - Indianapolis									
Arsenic	3.8	mg/kg	1.0	0.17	1	01/19/23 09:18	01/20/23 12:23	7440-38-2	
Iron	9450	mg/kg	50.1	12.8	1	01/19/23 09:18	01/20/23 12:23	7439-89-6	
Lithium	8.0	mg/kg	5.0	0.21	1	01/19/23 09:18	01/20/23 12:23	7439-93-2	N2
Manganese	246	mg/kg	1.0	0.52	1	01/19/23 09:18	01/20/23 12:23	7439-96-5	
Molybdenum	5.4	mg/kg	1.0	0.075	1	01/19/23 09:18	01/20/23 12:23	7439-98-7	
Percent Moisture									
Analytical Method: SM 2540G									
Pace Analytical Services - Indianapolis									
Percent Moisture	5.9	%	0.10	0.10	1		01/14/23 16:48		N2
9045 pH Soil									
Analytical Method: EPA 9045									
Pace Analytical Services - Indianapolis									
pH at 25 Degrees C	8.3	Std. Units	0.10	0.10	1		01/16/23 13:01		H3
Total Organic Carbon Quad									
Analytical Method: EPA 9060									
Pace Analytical Services - Green Bay									
Total Organic Carbon	36100	mg/kg	1990	644	1		01/20/23 03:56	7440-44-0	
Total Organic Carbon	37400	mg/kg	1980	639	1		01/20/23 04:03	7440-44-0	
Total Organic Carbon	45100	mg/kg	1950	632	1		01/20/23 04:13	7440-44-0	
Total Organic Carbon	49200	mg/kg	1940	628	1		01/20/23 04:19	7440-44-0	
Mean Total Organic Carbon	42000	mg/kg	1970	636	1		01/20/23 03:56	7440-44-0	
Surrogates									
RSD%	14.9	%			1		01/20/23 03:56		

REPORT OF LABORATORY ANALYSIS

This report shall not be reproduced, except in full,
without the written consent of Pace Analytical Services, LLC.

ANALYTICAL RESULTS

Project: Harding St Ash Pond System

Pace Project No.: 50335345

Sample: MW16D (32-34) **Lab ID: 50335345002** Collected: 01/11/23 10:10 Received: 01/12/23 16:05 Matrix: Solid

Results reported on a "dry weight" basis and are adjusted for percent moisture, sample size and any dilutions.

Parameters	Results	Units	Report Limit	MDL	DF	Prepared	Analyzed	CAS No.	Qual
6010 MET ICP									
Analytical Method: EPA 6010 Preparation Method: EPA 3050									
Pace Analytical Services - Indianapolis									
Arsenic	1.9	mg/kg	1.1	0.19	1	01/13/23 15:25	01/17/23 09:43	7440-38-2	
Iron	8410	mg/kg	57.2	14.6	1	01/13/23 15:25	01/17/23 09:43	7439-89-6	
Lithium	ND	mg/kg	5.7	0.24	1	01/13/23 15:25	01/17/23 09:43	7439-93-2	N2
Manganese	62.4	mg/kg	1.1	0.59	1	01/13/23 15:25	01/17/23 09:43	7439-96-5	
Molybdenum	ND	mg/kg	1.1	0.086	1	01/13/23 15:25	01/17/23 09:43	7439-98-7	
Percent Moisture									
Analytical Method: SM 2540G									
Pace Analytical Services - Indianapolis									
Percent Moisture	13.4	%	0.10	0.10	1		01/14/23 16:49		N2
9045 pH Soil									
Analytical Method: EPA 9045									
Pace Analytical Services - Indianapolis									
pH at 25 Degrees C	7.8	Std. Units	0.10	0.10	1		01/13/23 13:55		H3
Total Organic Carbon Quad									
Analytical Method: EPA 9060									
Pace Analytical Services - Green Bay									
Total Organic Carbon	ND	mg/kg	689	223	1		01/20/23 08:49	7440-44-0	
Total Organic Carbon	ND	mg/kg	693	224	1		01/20/23 08:55	7440-44-0	
Total Organic Carbon	ND	mg/kg	687	222	1		01/20/23 09:00	7440-44-0	
Total Organic Carbon	ND	mg/kg	688	222	1		01/20/23 09:05	7440-44-0	
Mean Total Organic Carbon	ND	mg/kg	689	223	1		01/20/23 08:49	7440-44-0	
Surrogates									
RSD%	4.0	%			1		01/20/23 08:49		

REPORT OF LABORATORY ANALYSIS

This report shall not be reproduced, except in full,
without the written consent of Pace Analytical Services, LLC.

ANALYTICAL RESULTS

Project: Harding St Ash Pond System

Pace Project No.: 50335345

Sample: MW17S (12-14) **Lab ID: 50335345003** Collected: 01/11/23 10:13 Received: 01/12/23 16:05 Matrix: Solid

Results reported on a "dry weight" basis and are adjusted for percent moisture, sample size and any dilutions.

Parameters	Results	Units	Report Limit	MDL	DF	Prepared	Analyzed	CAS No.	Qual
6010 MET ICP									
Analytical Method: EPA 6010 Preparation Method: EPA 3050									
Pace Analytical Services - Indianapolis									
Arsenic	3.1	mg/kg	1.1	0.18	1	01/13/23 15:25	01/17/23 09:46	7440-38-2	
Iron	5770	mg/kg	52.9	13.5	1	01/13/23 15:25	01/17/23 09:46	7439-89-6	
Lithium	5.7	mg/kg	5.3	0.22	1	01/13/23 15:25	01/17/23 09:46	7439-93-2	N2
Manganese	188	mg/kg	1.1	0.54	1	01/13/23 15:25	01/17/23 09:46	7439-96-5	
Molybdenum	ND	mg/kg	1.1	0.079	1	01/13/23 15:25	01/17/23 09:46	7439-98-7	
Percent Moisture									
Analytical Method: SM 2540G									
Pace Analytical Services - Indianapolis									
Percent Moisture	8.1	%	0.10	0.10	1		01/14/23 16:49		N2
9045 pH Soil									
Analytical Method: EPA 9045									
Pace Analytical Services - Indianapolis									
pH at 25 Degrees C	8.7	Std. Units	0.10	0.10	1		01/13/23 13:57		H3
Total Organic Carbon Quad									
Analytical Method: EPA 9060									
Pace Analytical Services - Green Bay									
Total Organic Carbon	41600	mg/kg	1400	453	1		01/20/23 05:40	7440-44-0	
Total Organic Carbon	38600	mg/kg	1410	456	1		01/20/23 05:46	7440-44-0	
Total Organic Carbon	40700	mg/kg	1400	453	1		01/20/23 05:52	7440-44-0	
Total Organic Carbon	36800	mg/kg	1400	452	1		01/20/23 05:57	7440-44-0	
Mean Total Organic Carbon	39400	mg/kg	1400	454	1		01/20/23 05:40	7440-44-0	
Surrogates									
RSD%	5.4	%			1		01/20/23 05:40		

REPORT OF LABORATORY ANALYSIS

This report shall not be reproduced, except in full,
without the written consent of Pace Analytical Services, LLC.

ANALYTICAL RESULTS

Project: Harding St Ash Pond System

Pace Project No.: 50335345

Sample: MW171 (40-42) Lab ID: 50335345004 Collected: 01/11/23 10:16 Received: 01/12/23 16:05 Matrix: Solid

Results reported on a "dry weight" basis and are adjusted for percent moisture, sample size and any dilutions.

Parameters	Results	Units	Report Limit	MDL	DF	Prepared	Analyzed	CAS No.	Qual
6010 MET ICP									
Analytical Method: EPA 6010 Preparation Method: EPA 3050									
Pace Analytical Services - Indianapolis									
Arsenic	3.5	mg/kg	0.94	0.16	1	01/13/23 15:25	01/17/23 09:49	7440-38-2	
Iron	5620	mg/kg	47.1	12.1	1	01/13/23 15:25	01/17/23 09:49	7439-89-6	
Lithium	7.8	mg/kg	4.7	0.20	1	01/13/23 15:25	01/17/23 09:49	7439-93-2	N2
Manganese	186	mg/kg	0.94	0.49	1	01/13/23 15:25	01/17/23 09:49	7439-96-5	
Molybdenum	1.2	mg/kg	0.94	0.071	1	01/13/23 15:25	01/17/23 09:49	7439-98-7	
Percent Moisture									
Analytical Method: SM 2540G									
Pace Analytical Services - Indianapolis									
Percent Moisture	5.4	%	0.10	0.10	1		01/14/23 16:49		N2
9045 pH Soil									
Analytical Method: EPA 9045									
Pace Analytical Services - Indianapolis									
pH at 25 Degrees C	8.1	Std. Units	0.10	0.10	1		01/13/23 13:58		H3
Total Organic Carbon Quad									
Analytical Method: EPA 9060									
Pace Analytical Services - Green Bay									
Total Organic Carbon	21500	mg/kg	1800	583	1		01/20/23 06:03	7440-44-0	
Total Organic Carbon	41800	mg/kg	1760	571	1		01/20/23 06:10	7440-44-0	
Total Organic Carbon	37400	mg/kg	1810	585	1		01/20/23 06:22	7440-44-0	
Total Organic Carbon	25500	mg/kg	1810	584	1		01/20/23 06:32	7440-44-0	
Mean Total Organic Carbon	31600	mg/kg	1800	581	1		01/20/23 06:03	7440-44-0	
Surrogates									
RSD%	30.5	%			1		01/20/23 06:03		

REPORT OF LABORATORY ANALYSIS

This report shall not be reproduced, except in full,
without the written consent of Pace Analytical Services, LLC.

ANALYTICAL RESULTS

Project: Harding St Ash Pond System

Pace Project No.: 50335345

Sample: MW171L (62-64) **Lab ID: 50335345005** Collected: 01/11/23 10:20 Received: 01/12/23 16:05 Matrix: Solid

Results reported on a "dry weight" basis and are adjusted for percent moisture, sample size and any dilutions.

Parameters	Results	Units	Report Limit	MDL	DF	Prepared	Analyzed	CAS No.	Qual
6010 MET ICP									
Analytical Method: EPA 6010 Preparation Method: EPA 3050									
Pace Analytical Services - Indianapolis									
Arsenic	11.4	mg/kg	1.1	0.18	1	01/13/23 15:25	01/17/23 09:52	7440-38-2	
Iron	7630	mg/kg	54.4	13.9	1	01/13/23 15:25	01/17/23 09:52	7439-89-6	
Lithium	6.2	mg/kg	5.4	0.23	1	01/13/23 15:25	01/17/23 09:52	7439-93-2	N2
Manganese	230	mg/kg	1.1	0.56	1	01/13/23 15:25	01/17/23 09:52	7439-96-5	
Molybdenum	22.9	mg/kg	1.1	0.082	1	01/13/23 15:25	01/17/23 09:52	7439-98-7	
Percent Moisture									
Analytical Method: SM 2540G									
Pace Analytical Services - Indianapolis									
Percent Moisture	9.7	%	0.10	0.10	1		01/14/23 16:49		N2
9045 pH Soil									
Analytical Method: EPA 9045									
Pace Analytical Services - Indianapolis									
pH at 25 Degrees C	8.0	Std. Units	0.10	0.10	1		01/13/23 13:59		H3
Total Organic Carbon Quad									
Analytical Method: EPA 9060									
Pace Analytical Services - Green Bay									
Total Organic Carbon	28600	mg/kg	2150	696	1		01/20/23 06:39	7440-44-0	
Total Organic Carbon	29900	mg/kg	2150	696	1		01/20/23 06:45	7440-44-0	
Total Organic Carbon	22300	mg/kg	2190	708	1		01/20/23 06:51	7440-44-0	
Total Organic Carbon	21400	mg/kg	2190	708	1		01/20/23 06:57	7440-44-0	
Mean Total Organic Carbon	25600	mg/kg	2170	702	1		01/20/23 06:39	7440-44-0	
Surrogates									
RSD%	16.9	%			1		01/20/23 06:39		

REPORT OF LABORATORY ANALYSIS

This report shall not be reproduced, except in full,
without the written consent of Pace Analytical Services, LLC.

ANALYTICAL RESULTS

Project: Harding St Ash Pond System

Pace Project No.: 50335345

Sample: MW17D (84-86) **Lab ID: 50335345006** Collected: 01/11/23 10:25 Received: 01/12/23 16:05 Matrix: Solid

Results reported on a "dry weight" basis and are adjusted for percent moisture, sample size and any dilutions.

Parameters	Results	Units	Report Limit	MDL	DF	Prepared	Analyzed	CAS No.	Qual
6010 MET ICP									
Analytical Method: EPA 6010 Preparation Method: EPA 3050									
Pace Analytical Services - Indianapolis									
Arsenic	1.1	mg/kg	1.1	0.19	1	01/13/23 15:25	01/17/23 09:54	7440-38-2	
Iron	4820	mg/kg	55.0	14.1	1	01/13/23 15:25	01/17/23 09:54	7439-89-6	
Lithium	ND	mg/kg	5.5	0.23	1	01/13/23 15:25	01/17/23 09:54	7439-93-2	N2
Manganese	189	mg/kg	1.1	0.57	1	01/13/23 15:25	01/17/23 09:54	7439-96-5	
Molybdenum	ND	mg/kg	1.1	0.083	1	01/13/23 15:25	01/17/23 09:54	7439-98-7	
Percent Moisture									
Analytical Method: SM 2540G									
Pace Analytical Services - Indianapolis									
Percent Moisture	11.1	%	0.10	0.10	1		01/14/23 16:49		N2
9045 pH Soil									
Analytical Method: EPA 9045									
Pace Analytical Services - Indianapolis									
pH at 25 Degrees C	8.2	Std. Units	0.10	0.10	1		01/13/23 14:01		H3
Total Organic Carbon Quad									
Analytical Method: EPA 9060									
Pace Analytical Services - Green Bay									
Total Organic Carbon	15100	mg/kg	1690	547	1		01/20/23 07:05	7440-44-0	
Total Organic Carbon	15800	mg/kg	1710	554	1		01/20/23 07:11	7440-44-0	
Total Organic Carbon	17700	mg/kg	1700	549	1		01/20/23 07:18	7440-44-0	
Total Organic Carbon	16400	mg/kg	1710	551	1		01/20/23 07:24	7440-44-0	
Mean Total Organic Carbon	16300	mg/kg	1700	550	1		01/20/23 07:05	7440-44-0	
Surrogates									
RSD%	6.7	%			1		01/20/23 07:05		

REPORT OF LABORATORY ANALYSIS

This report shall not be reproduced, except in full,
without the written consent of Pace Analytical Services, LLC.

ANALYTICAL RESULTS

Project: Harding St Ash Pond System

Pace Project No.: 50335345

Sample: MW2IL (62-64) **Lab ID: 50335345007** Collected: 01/11/23 10:30 Received: 01/12/23 16:05 Matrix: Solid

Results reported on a "dry weight" basis and are adjusted for percent moisture, sample size and any dilutions.

Parameters	Results	Units	Report Limit	MDL	DF	Prepared	Analyzed	CAS No.	Qual
6010 MET ICP									
Analytical Method: EPA 6010 Preparation Method: EPA 3050									
Pace Analytical Services - Indianapolis									
Arsenic	4.8	mg/kg	1.0	0.17	1	01/13/23 15:25	01/17/23 09:57	7440-38-2	
Iron	9780	mg/kg	50.2	12.9	1	01/13/23 15:25	01/17/23 09:57	7439-89-6	
Lithium	14.1	mg/kg	5.0	0.21	1	01/13/23 15:25	01/17/23 09:57	7439-93-2	N2
Manganese	236	mg/kg	1.0	0.52	1	01/13/23 15:25	01/17/23 09:57	7439-96-5	
Molybdenum	3.2	mg/kg	1.0	0.075	1	01/13/23 15:25	01/17/23 09:57	7439-98-7	
Percent Moisture									
Analytical Method: SM 2540G									
Pace Analytical Services - Indianapolis									
Percent Moisture	9.7	%	0.10	0.10	1		01/14/23 16:49		N2
9045 pH Soil									
Analytical Method: EPA 9045									
Pace Analytical Services - Indianapolis									
pH at 25 Degrees C	8.3	Std. Units	0.10	0.10	1		01/13/23 14:04		H3
Total Organic Carbon Quad									
Analytical Method: EPA 9060									
Pace Analytical Services - Green Bay									
Total Organic Carbon	27300	mg/kg	2020	653	1		01/20/23 07:41	7440-44-0	
Total Organic Carbon	25500	mg/kg	2020	653	1		01/20/23 07:46	7440-44-0	
Total Organic Carbon	27600	mg/kg	2050	664	1		01/20/23 07:52	7440-44-0	
Total Organic Carbon	24200	mg/kg	2020	654	1		01/20/23 07:57	7440-44-0	
Mean Total Organic Carbon	26100	mg/kg	2030	656	1		01/20/23 07:41	7440-44-0	
Surrogates									
RSD%	6.1	%			1		01/20/23 07:41		

REPORT OF LABORATORY ANALYSIS

This report shall not be reproduced, except in full,
without the written consent of Pace Analytical Services, LLC.

ANALYTICAL RESULTS

Project: Harding St Ash Pond System

Pace Project No.: 50335345

Sample: DUP-3 **Lab ID: 50335345010** Collected: 01/11/23 08:00 Received: 01/12/23 16:05 Matrix: Solid

Results reported on a "dry weight" basis and are adjusted for percent moisture, sample size and any dilutions.

Parameters	Results	Units	Report Limit	MDL	DF	Prepared	Analyzed	CAS No.	Qual
6010 MET ICP									
Analytical Method: EPA 6010 Preparation Method: EPA 3050									
Pace Analytical Services - Indianapolis									
Arsenic	9.2	mg/kg	0.98	0.17	1	01/13/23 15:25	01/17/23 10:00	7440-38-2	
Iron	9530	mg/kg	49.0	12.5	1	01/13/23 15:25	01/17/23 10:00	7439-89-6	
Lithium	7.7	mg/kg	4.9	0.20	1	01/13/23 15:25	01/17/23 10:00	7439-93-2	N2
Manganese	225	mg/kg	0.98	0.50	1	01/13/23 15:25	01/17/23 10:00	7439-96-5	
Molybdenum	14.3	mg/kg	0.98	0.073	1	01/13/23 15:25	01/17/23 10:00	7439-98-7	
Percent Moisture									
Analytical Method: SM 2540G									
Pace Analytical Services - Indianapolis									
Percent Moisture	10.0	%	0.10	0.10	1		01/14/23 16:49		N2
9045 pH Soil									
Analytical Method: EPA 9045									
Pace Analytical Services - Indianapolis									
pH at 25 Degrees C	8.3	Std. Units	0.10	0.10	1		01/13/23 13:47		H3
Total Organic Carbon Quad									
Analytical Method: EPA 9060									
Pace Analytical Services - Green Bay									
Total Organic Carbon	34000	mg/kg	1980	639	1		01/20/23 08:02	7440-44-0	
Total Organic Carbon	32800	mg/kg	2010	650	1		01/20/23 08:09	7440-44-0	
Total Organic Carbon	29500	mg/kg	2010	649	1		01/20/23 08:16	7440-44-0	
Total Organic Carbon	33200	mg/kg	1990	645	1		01/20/23 08:22	7440-44-0	
Mean Total Organic Carbon	32400	mg/kg	2000	646	1		01/20/23 08:02	7440-44-0	
Surrogates									
RSD%	6.2	%			1		01/20/23 08:02		

REPORT OF LABORATORY ANALYSIS

This report shall not be reproduced, except in full,
without the written consent of Pace Analytical Services, LLC.

QUALITY CONTROL DATA

Project: Harding St Ash Pond System

Pace Project No.: 50335345

QC Batch:	714461	Analysis Method:	EPA 6010
QC Batch Method:	EPA 3050	Analysis Description:	6010 MET
		Laboratory:	Pace Analytical Services - Indianapolis

Associated Lab Samples: 50335345002, 50335345003, 50335345004, 50335345005, 50335345006, 50335345007, 50335345010

METHOD BLANK: 3282431 Matrix: Solid

Associated Lab Samples: 50335345002, 50335345003, 50335345004, 50335345005, 50335345006, 50335345007, 50335345010

Parameter	Units	Blank Result	Reporting Limit	MDL	Analyzed	Qualifiers
Arsenic	mg/kg	ND	1.0	0.17	01/16/23 16:59	
Iron	mg/kg	ND	50.0	12.8	01/16/23 16:59	
Lithium	mg/kg	ND	5.0	0.21	01/16/23 16:59	N2
Manganese	mg/kg	ND	1.0	0.52	01/16/23 16:59	
Molybdenum	mg/kg	ND	1.0	0.075	01/16/23 16:59	

LABORATORY CONTROL SAMPLE: 3282432

Parameter	Units	Spike Conc.	LCS Result	LCS % Rec	% Rec Limits	Qualifiers
Arsenic	mg/kg	50	53.0	106	80-120	
Iron	mg/kg	500	522	104	80-120	
Lithium	mg/kg	50	54.6	109	80-120	N2
Manganese	mg/kg	50	51.4	103	80-120	
Molybdenum	mg/kg	50	54.6	109	80-120	

MATRIX SPIKE & MATRIX SPIKE DUPLICATE: 3282433 3282434

Parameter	Units	MS		MSD		MS % Rec	MSD % Rec	% Rec Limits	RPD	Max RPD	Qual
		50335162003 Result	Spike Conc.	Spike Conc.	Result						
Arsenic	mg/kg	1.8	52.4	52.7	54.6	54.4	100	100	75-125	0	20
Iron	mg/kg	4120	524	527	5970	5460	352	253	75-125	9	20 P6
Lithium	mg/kg	ND	52.4	52.7	59.7	57.9	107	103	75-125	3	20 N2
Manganese	mg/kg	415	52.4	52.7	594	430	340	28	75-125	32	20 P6,R1
Molybdenum	mg/kg	ND	52.4	52.7	50.5	51.5	96	97	75-125	2	20

Results presented on this page are in the units indicated by the "Units" column except where an alternate unit is presented to the right of the result.

REPORT OF LABORATORY ANALYSIS

This report shall not be reproduced, except in full,
without the written consent of Pace Analytical Services, LLC.

QUALITY CONTROL DATA

Project: Harding St Ash Pond System

Pace Project No.: 50335345

QC Batch: 714877

Analysis Method: EPA 6010

QC Batch Method: EPA 3050

Analysis Description: 6010 MET

Laboratory: Pace Analytical Services - Indianapolis

Associated Lab Samples: 50335345001

METHOD BLANK: 3284113

Matrix: Solid

Associated Lab Samples: 50335345001

Parameter	Units	Blank Result	Reporting Limit	MDL	Analyzed	Qualifiers
Arsenic	mg/kg	ND	1.0	0.17	01/20/23 12:19	
Iron	mg/kg	ND	50.0	12.8	01/20/23 12:19	
Lithium	mg/kg	ND	5.0	0.21	01/20/23 12:19	N2
Manganese	mg/kg	ND	1.0	0.52	01/20/23 12:19	
Molybdenum	mg/kg	ND	1.0	0.075	01/20/23 12:19	

LABORATORY CONTROL SAMPLE: 3284114

Parameter	Units	Spike Conc.	LCS Result	LCS % Rec	% Rec Limits	Qualifiers
Arsenic	mg/kg	50	52.2	104	80-120	
Iron	mg/kg	500	529	106	80-120	
Lithium	mg/kg	50	53.7	107	80-120	N2
Manganese	mg/kg	50	50.8	102	80-120	
Molybdenum	mg/kg	50	53.4	107	80-120	

MATRIX SPIKE & MATRIX SPIKE DUPLICATE: 3284115 3284116

Parameter	Units	50335345001		MSD		MS		MSD		% Rec Limits	RPD	Max RPD	Qual
		Result	MS Spike Conc.	MSD Spike Conc.	MS Result	MSD Result	MS % Rec	MSD % Rec					
Arsenic	mg/kg	3.8	50.8	48.1	58.9	56.1	109	109	75-125	5	20		
Iron	mg/kg	9450	508	481	10700	9260	254	-40	75-125	15	20	P6	
Lithium	mg/kg	8.0	50.8	48.1	66.6	64.0	115	116	75-125	4	20	N2	
Manganese	mg/kg	246	50.8	48.1	271	316	50	145	75-125	15	20	P6	
Molybdenum	mg/kg	5.4	50.8	48.1	55.9	52.2	99	97	75-125	7	20		

MATRIX SPIKE & MATRIX SPIKE DUPLICATE: 3284117 3284118

Parameter	Units	50335065008		MSD		MS		MSD		% Rec Limits	RPD	Max RPD	Qual
		Result	MS Spike Conc.	MSD Spike Conc.	MS Result	MSD Result	MS % Rec	MSD % Rec					
Arsenic	mg/kg	8.8	53.5	50.2	56.3	52.8	89	88	75-125	7	20		
Iron	mg/kg	17400	535	502	19700	19800	429	480	75-125	1	20	P6	
Lithium	mg/kg	9.9	53.5	50.2	63.6	59.6	100	99	75-125	6	20	N2	
Manganese	mg/kg	424	53.5	50.2	531	478	200	107	75-125	10	20	P6	
Molybdenum	mg/kg	2.1	53.5	50.2	46.7	44.3	83	84	75-125	5	20		

Results presented on this page are in the units indicated by the "Units" column except where an alternate unit is presented to the right of the result.

REPORT OF LABORATORY ANALYSIS

This report shall not be reproduced, except in full,
without the written consent of Pace Analytical Services, LLC.

QUALITY CONTROL DATA

Project: Harding St Ash Pond System

Pace Project No.: 50335345

QC Batch: 714621

Analysis Method: SM 2540G

QC Batch Method: SM 2540G

Analysis Description: Dry Weight/Percent Moisture

Laboratory: Pace Analytical Services - Indianapolis

Associated Lab Samples: 50335345001, 50335345002, 50335345003, 50335345004, 50335345005, 50335345006, 50335345007, 50335345010

SAMPLE DUPLICATE: 3283356

Parameter	Units	50335325004 Result	Dup Result	RPD	Max RPD	Qualifiers
Percent Moisture	%	14.8	13.5	9	5	N2,R1

SAMPLE DUPLICATE: 3283357

Parameter	Units	50335345001 Result	Dup Result	RPD	Max RPD	Qualifiers
Percent Moisture	%	5.9	6.1	4	5	N2

Results presented on this page are in the units indicated by the "Units" column except where an alternate unit is presented to the right of the result.

REPORT OF LABORATORY ANALYSIS

This report shall not be reproduced, except in full,
without the written consent of Pace Analytical Services, LLC.

QUALITY CONTROL DATA

Project: Harding St Ash Pond System

Pace Project No.: 50335345

QC Batch:	714499	Analysis Method:	EPA 9045
QC Batch Method:	EPA 9045	Analysis Description:	9045 pH
		Laboratory:	Pace Analytical Services - Indianapolis

Associated Lab Samples: 50335345002, 50335345003, 50335345004, 50335345005, 50335345006, 50335345007, 50335345010

SAMPLE DUPLICATE: 3282532

Parameter	Units	50335264001 Result	Dup Result	RPD	Max RPD	Qualifiers
pH at 25 Degrees C	Std. Units	8.9	9.0	1	2	H3

SAMPLE DUPLICATE: 3282533

Parameter	Units	50335262001 Result	Dup Result	RPD	Max RPD	Qualifiers
pH at 25 Degrees C	Std. Units	7.8	7.9	1	2	H3

Results presented on this page are in the units indicated by the "Units" column except where an alternate unit is presented to the right of the result.

REPORT OF LABORATORY ANALYSIS

This report shall not be reproduced, except in full,
without the written consent of Pace Analytical Services, LLC.

QUALITY CONTROL DATA

Project: Harding St Ash Pond System

Pace Project No.: 50335345

QC Batch: 714687

Analysis Method: EPA 9045

QC Batch Method: EPA 9045

Analysis Description: 9045 pH

Laboratory: Pace Analytical Services - Indianapolis

Associated Lab Samples: 50335345001

SAMPLE DUPLICATE: 3283560

Parameter	Units	50335345001 Result	Dup Result	RPD	Max RPD	Qualifiers
pH at 25 Degrees C	Std. Units	8.3	8.3	0	2	H3

SAMPLE DUPLICATE: 3283561

Parameter	Units	50335466012 Result	Dup Result	RPD	Max RPD	Qualifiers
pH at 25 Degrees C	Std. Units	11.2	11.3	0	2	H3

Results presented on this page are in the units indicated by the "Units" column except where an alternate unit is presented to the right of the result.

REPORT OF LABORATORY ANALYSIS

This report shall not be reproduced, except in full,
without the written consent of Pace Analytical Services, LLC.

QUALITY CONTROL DATA

Project: Harding St Ash Pond System

Pace Project No.: 50335345

QC Batch: 436045

Analysis Method: EPA 9060

QC Batch Method: EPA 9060

Analysis Description: 9060 TOC Average

Laboratory: Pace Analytical Services - Green Bay

Associated Lab Samples: 50335345001, 50335345002, 50335345003, 50335345004, 50335345005, 50335345006, 50335345007, 50335345010

METHOD BLANK: 2507927

Matrix: Solid

Associated Lab Samples: 50335345001, 50335345002, 50335345003, 50335345004, 50335345005, 50335345006, 50335345007, 50335345010

Parameter	Units	Blank Result	Reporting Limit	MDL	Analyzed	Qualifiers
Mean Total Organic Carbon	mg/kg	ND	600	194	01/20/23 03:12	

LABORATORY CONTROL SAMPLE: 2507928

Parameter	Units	Spike Conc.	LCS Result	LCS % Rec	% Rec Limits	Qualifiers
Mean Total Organic Carbon	mg/kg	120000	122000	102	80-120	

MATRIX SPIKE & MATRIX SPIKE DUPLICATE: 2507929 2507930

Parameter	Units	MS		MSD		MS % Rec	MSD % Rec	% Rec Limits	RPD	Max RPD	Qual
		50335345001 Result	Spike Conc.	Spike Conc.	Result						
Mean Total Organic Carbon	mg/kg	42000	19800	19700	65800	59900	121	91	50-152	9	20

Results presented on this page are in the units indicated by the "Units" column except where an alternate unit is presented to the right of the result.

REPORT OF LABORATORY ANALYSIS

This report shall not be reproduced, except in full,
without the written consent of Pace Analytical Services, LLC.

QUALIFIERS

Project: Harding St Ash Pond System

Pace Project No.: 50335345

DEFINITIONS

DF - Dilution Factor, if reported, represents the factor applied to the reported data due to dilution of the sample aliquot.

ND - Not Detected at or above adjusted reporting limit.

TNTC - Too Numerous To Count

J - Estimated concentration above the adjusted method detection limit and below the adjusted reporting limit.

MDL - Adjusted Method Detection Limit.

PQL - Practical Quantitation Limit.

RL - Reporting Limit - The lowest concentration value that meets project requirements for quantitative data with known precision and bias for a specific analyte in a specific matrix.

S - Surrogate

1,2-Diphenylhydrazine decomposes to and cannot be separated from Azobenzene using Method 8270. The result for each analyte is a combined concentration.

Consistent with EPA guidelines, unrounded data are displayed and have been used to calculate % recovery and RPD values.

LCS(D) - Laboratory Control Sample (Duplicate)

MS(D) - Matrix Spike (Duplicate)

DUP - Sample Duplicate

RPD - Relative Percent Difference

NC - Not Calculable.

SG - Silica Gel - Clean-Up

U - Indicates the compound was analyzed for, but not detected.

N-Nitrosodiphenylamine decomposes and cannot be separated from Diphenylamine using Method 8270. The result reported for each analyte is a combined concentration.

Reported results are not rounded until the final step prior to reporting. Therefore, calculated parameters that are typically reported as "Total" may vary slightly from the sum of the reported component parameters.

Pace Analytical is TNI accredited. Contact your Pace PM for the current list of accredited analytes.

TNI - The NELAC Institute.

ANALYTE QUALIFIERS

H3 Sample was received or analysis requested beyond the recognized method holding time.

N2 The lab does not hold NELAC/TNI accreditation for this parameter but other accreditations/certifications may apply. A complete list of accreditations/certifications is available upon request.

P6 Matrix spike recovery was outside laboratory control limits due to a parent sample concentration notably higher than the spike level.

R1 RPD value was outside control limits.

REPORT OF LABORATORY ANALYSIS

This report shall not be reproduced, except in full,
without the written consent of Pace Analytical Services, LLC.

QUALITY CONTROL DATA CROSS REFERENCE TABLE

Project: Harding St Ash Pond System

Pace Project No.: 50335345

Lab ID	Sample ID	QC Batch Method	QC Batch	Analytical Method	Analytical Batch
50335345001	MW16S (18-20)	EPA 3050	714877	EPA 6010	715434
50335345002	MW16D (32-34)	EPA 3050	714461	EPA 6010	714753
50335345003	MW17S (12-14)	EPA 3050	714461	EPA 6010	714753
50335345004	MW17I (40-42)	EPA 3050	714461	EPA 6010	714753
50335345005	MW17IL (62-64)	EPA 3050	714461	EPA 6010	714753
50335345006	MW17D (84-86)	EPA 3050	714461	EPA 6010	714753
50335345007	MW2IL (62-64)	EPA 3050	714461	EPA 6010	714753
50335345010	DUP-3	EPA 3050	714461	EPA 6010	714753
50335345001	MW16S (18-20)	SM 2540G	714621		
50335345002	MW16D (32-34)	SM 2540G	714621		
50335345003	MW17S (12-14)	SM 2540G	714621		
50335345004	MW17I (40-42)	SM 2540G	714621		
50335345005	MW17IL (62-64)	SM 2540G	714621		
50335345006	MW17D (84-86)	SM 2540G	714621		
50335345007	MW2IL (62-64)	SM 2540G	714621		
50335345010	DUP-3	SM 2540G	714621		
50335345001	MW16S (18-20)	EPA 9045	714687		
50335345002	MW16D (32-34)	EPA 9045	714499		
50335345003	MW17S (12-14)	EPA 9045	714499		
50335345004	MW17I (40-42)	EPA 9045	714499		
50335345005	MW17IL (62-64)	EPA 9045	714499		
50335345006	MW17D (84-86)	EPA 9045	714499		
50335345007	MW2IL (62-64)	EPA 9045	714499		
50335345010	DUP-3	EPA 9045	714499		
50335345001	MW16S (18-20)	EPA 9060	436045		
50335345001	MW16S (18-20)	EPA 9060	436046		
50335345002	MW16D (32-34)	EPA 9060	436045		
50335345002	MW16D (32-34)	EPA 9060	436046		
50335345003	MW17S (12-14)	EPA 9060	436045		
50335345003	MW17S (12-14)	EPA 9060	436046		
50335345004	MW17I (40-42)	EPA 9060	436045		
50335345004	MW17I (40-42)	EPA 9060	436046		
50335345005	MW17IL (62-64)	EPA 9060	436045		
50335345005	MW17IL (62-64)	EPA 9060	436046		
50335345006	MW17D (84-86)	EPA 9060	436045		
50335345006	MW17D (84-86)	EPA 9060	436046		
50335345007	MW2IL (62-64)	EPA 9060	436045		
50335345007	MW2IL (62-64)	EPA 9060	436046		
50335345010	DUP-3	EPA 9060	436045		

REPORT OF LABORATORY ANALYSIS

This report shall not be reproduced, except in full,
without the written consent of Pace Analytical Services, LLC.

QUALITY CONTROL DATA CROSS REFERENCE TABLE

Project: Harding St Ash Pond System
Pace Project No.: 50335345

Lab ID	Sample ID	QC Batch Method	QC Batch	Analytical Method	Analytical Batch
50335345010	DUP-3	EPA 9060	436046		

REPORT OF LABORATORY ANALYSIS

This report shall not be reproduced, except in full,
without the written consent of Pace Analytical Services, LLC.



SAMPLE CONDITION UPON RECEIPT FORM

Date/Time and Initials of person examining contents: RC 1-12-23 17:05

- 1. Courier: FED EX UPS CLIENT PACE USPS OTHER _____
- 2. Custody Seal on Cooler/Box Present: Yes No
(If yes)Seals Intact: Yes No (leave blank if no seals were present)
- 3. Thermometer: 1 2 3 4 5 6 A B C D E F
- 4. Cooler Temperature(s): 0.8/0.8
(Initial/Corrected) RECORD TEMPS OF ALL COOLERS RECEIVED (use Comments below to add more)

- 5. Packing Material: Bubble Wrap Bubble Bags
 None Other _____
- 6. Ice Type: Wet Blue None
- 7. If temp. is over 6°C or under 0°C, was the PM notified?: Yes No
Cooler temp should be above freezing to 6°C

All discrepancies will be written out in the comments section below.

	Yes	No		Yes	No	N/A
USDA Regulated Soils? (HI, ID, NY, WA, OR, CA, NM, TX, OK, AR, LA, TN, AL, MS, NC, SC, GA, FL, or Puerto Rico)		<input checked="" type="checkbox"/>	All containers needing acid/base preservation have been pH CHECKED?: Exceptions: VOA, coliform, LLHg, O&G, RAD CHEM, and any container with a septum cap or preserved with HCl.			
Short Hold Time Analysis (48 hours or less)? Analysis:		<input checked="" type="checkbox"/>	Circle: HNO3 (<2) H2SO4 (<2) NaOH (>10) NaOH/ZnAc (>9) Any non-conformance to pH recommendations will be noted on the container count form			<input checked="" type="checkbox"/>
Time 5035A TC placed in Freezer or Short Holds To Lab	Time:			<u>Present</u>	<u>Absent</u>	<u>N/A</u>
Rush TAT Requested (4 days or less):	<input checked="" type="checkbox"/>	<input checked="" type="checkbox"/>	Residual Chlorine Check (SVOC 625 Pest/PCB 608)			<input checked="" type="checkbox"/>
Custody Signatures Present?	<input checked="" type="checkbox"/>		Residual Chlorine Check (Total/Amenable/Free Cyanide)			<input checked="" type="checkbox"/>
Containers Intact?:	<input checked="" type="checkbox"/>		Headspace Wisconsin Sulfide?			<input checked="" type="checkbox"/>
Sample Label (IDs/Dates/Times) Match COC?: Except TCs, which only require sample ID	<input checked="" type="checkbox"/>		Headspace in VOA Vials (>6mm): See Containter Count form for details	<u>Present</u>	<u>Absent</u>	<u>No VOA Vials Sent</u> <input checked="" type="checkbox"/>
Extra labels on Terracore Vials? (soils only)			Trip Blank Present?		<input checked="" type="checkbox"/>	
			Trip Blank Custody Seals?:			<input checked="" type="checkbox"/>

COMMENTS: MS/MSP samples rec'd with no time, do not know which sample the extra volume is for, RC 1-12-23

MW16S is MS/MSD per client - whs 1/13/23

January 2023

February 09, 2023

Mr. Mark Breting
ATC Group Services
7988 Centerpoint Drive
Suite 100
Indianapolis, IN 46256

RE: Project: Harding St Ash Pond System
Pace Project No.: 50335926

Dear Mr. Breting:

Enclosed are the analytical results for sample(s) received by the laboratory on January 20, 2023. The results relate only to the samples included in this report. Results reported herein conform to the applicable TNI/NELAC Standards and the laboratory's Quality Manual, where applicable, unless otherwise noted in the body of the report.

The test results provided in this final report were generated by each of the following laboratories within the Pace Network:

- Pace Analytical Services - Indianapolis
- Pace Analytical Services - Greensburg

If you have any questions concerning this report, please feel free to contact me.

Sincerely,



Will Statz
will.statz@pacelabs.com
(317)228-3105
Project Manager

Enclosures

cc: Mr. Robert Miller, Haley & Aldrich



REPORT OF LABORATORY ANALYSIS

This report shall not be reproduced, except in full,
without the written consent of Pace Analytical Services, LLC.

CERTIFICATIONS

Project: Harding St Ash Pond System

Pace Project No.: 50335926

Pace Analytical Services Pennsylvania

1638 Roseytown Rd Suites 2,3&4, Greensburg, PA 15601

ANAB DOD-ELAP Rad Accreditation #: L2417

Alabama Certification #: 41590

Arizona Certification #: AZ0734

Arkansas Certification

California Certification #: 04222CA

Colorado Certification #: PA01547

Connecticut Certification #: PH-0694

Delaware Certification

EPA Region 4 DW Rad

Florida/TNI Certification #: E87683

Georgia Certification #: C040

Florida: Cert E871149 SEKS WET

Guam Certification

Hawaii Certification

Idaho Certification

Illinois Certification

Indiana Certification

Iowa Certification #: 391

Kansas/TNI Certification #: E-10358

Kentucky Certification #: KY90133

KY WW Permit #: KY0098221

KY WW Permit #: KY0000221

Louisiana DHH/TNI Certification #: LA180012

Louisiana DEQ/TNI Certification #: 4086

Maine Certification #: 2017020

Maryland Certification #: 308

Massachusetts Certification #: M-PA1457

Michigan/PADEP Certification #: 9991

Missouri Certification #: 235

Montana Certification #: Cert0082

Nebraska Certification #: NE-OS-29-14

Nevada Certification #: PA014572018-1

New Hampshire/TNI Certification #: 297617

New Jersey/TNI Certification #: PA051

New Mexico Certification #: PA01457

New York/TNI Certification #: 10888

North Carolina Certification #: 42706

North Dakota Certification #: R-190

Ohio EPA Rad Approval: #41249

Oregon/TNI Certification #: PA200002-010

Pennsylvania/TNI Certification #: 65-00282

Puerto Rico Certification #: PA01457

Rhode Island Certification #: 65-00282

South Dakota Certification

Tennessee Certification #: 02867

Texas/TNI Certification #: T104704188-17-3

Utah/TNI Certification #: PA014572017-9

USDA Soil Permit #: P330-17-00091

Vermont Dept. of Health: ID# VT-0282

Virgin Island/PADEP Certification

Virginia/VELAP Certification #: 460198

Washington Certification #: C868

West Virginia DEP Certification #: 143

West Virginia DHHR Certification #: 9964C

Wisconsin Approve List for Rad

Wyoming Certification #: 8TMS-L

Pace Analytical Services Indianapolis

7726 Moller Road, Indianapolis, IN 46268

Illinois Accreditation #: 200074

Indiana Drinking Water Laboratory #: C-49-06

Kansas/TNI Certification #: E-10177

Kentucky UST Agency Interest #: 80226

Kentucky WW Laboratory ID #: 98019

Michigan Drinking Water Laboratory #9050

Ohio VAP Certified Laboratory #: CL0065

Oklahoma Laboratory #: 9204

Texas Certification #: T104704355

Wisconsin Laboratory #: 999788130

USDA Foreign Soil Permit #: 525-23-13-23119

USDA Compliance Agreement #: IN-SL-22-001

REPORT OF LABORATORY ANALYSIS

This report shall not be reproduced, except in full,
without the written consent of Pace Analytical Services, LLC.

SAMPLE SUMMARY

Project: Harding St Ash Pond System

Pace Project No.: 50335926

Lab ID	Sample ID	Matrix	Date Collected	Date Received
50335926001	MW-3S	Water	01/19/23 09:12	01/20/23 14:50
50335926002	MW-3D	Water	01/19/23 09:55	01/20/23 14:50
50335926003	MW-4SR	Water	01/19/23 11:00	01/20/23 14:50
50335926004	MW-4I	Water	01/19/23 12:30	01/20/23 14:50
50335926005	MW-4D	Water	01/19/23 13:25	01/20/23 14:50

REPORT OF LABORATORY ANALYSIS

This report shall not be reproduced, except in full,
without the written consent of Pace Analytical Services, LLC.

SAMPLE ANALYTE COUNT

Project: Harding St Ash Pond System

Pace Project No.: 50335926

Lab ID	Sample ID	Method	Analysts	Analytes Reported	Laboratory		
50335926001	MW-3S	EPA 9056	ADM	3	PASI-I		
		EPA 6010	MTM	9	PASI-I		
		EPA 6010	MTM	2	PASI-I		
		EPA 6020	DMT	10	PASI-I		
		EPA 903.1	CLM	1	PASI-PA		
		EPA 904.0	JJS1	1	PASI-PA		
		Total Radium Calculation	JAL	1	PASI-PA		
		SM 2320B	DAW	3	PASI-I		
		SM 2540C	TRK	1	PASI-I		
		SM 4500-CI G	BEP	1	PASI-I		
		SM 4500-H+B	BMS	1	PASI-I		
		SM 4500-S2-D	BEP	1	PASI-I		
		HACH 8146	BEP	1	PASI-I		
		EPA 353.2	OAS	2	PASI-I		
		EPA 365.1	ZM	1	PASI-I		
		SM 5310C	ATS	1	PASI-I		
		SM 5310C	ATS	1	PASI-I		
		50335926002	MW-3D	EPA 9056	ADM	3	PASI-I
				EPA 6010	MTM	9	PASI-I
				EPA 6010	MTM	2	PASI-I
EPA 6020	DMT			10	PASI-I		
EPA 903.1	CLM			1	PASI-PA		
EPA 904.0	JJS1			1	PASI-PA		
Total Radium Calculation	JAL			1	PASI-PA		
SM 2320B	DAW			3	PASI-I		
SM 2540C	TRK			1	PASI-I		
SM 4500-CI G	BEP			1	PASI-I		
SM 4500-H+B	BMS			1	PASI-I		
SM 4500-S2-D	BEP			1	PASI-I		
HACH 8146	BEP			1	PASI-I		
EPA 353.2	OAS			2	PASI-I		
EPA 365.1	ZM			1	PASI-I		
SM 5310C	ATS			1	PASI-I		
SM 5310C	ATS			1	PASI-I		
50335926003	MW-4SR			EPA 9056	ADM	3	PASI-I
				EPA 6010	MTM	9	PASI-I
				EPA 6010	MTM	2	PASI-I

REPORT OF LABORATORY ANALYSIS

This report shall not be reproduced, except in full,
without the written consent of Pace Analytical Services, LLC.

SAMPLE ANALYTE COUNT

Project: Harding St Ash Pond System

Pace Project No.: 50335926

Lab ID	Sample ID	Method	Analysts	Analytes Reported	Laboratory
50335926004	MW-4I	EPA 6020	DMT	10	PASI-I
		EPA 903.1	CLM	1	PASI-PA
		EPA 904.0	JJS1	1	PASI-PA
		Total Radium Calculation	JAL	1	PASI-PA
		SM 2320B	DAW	3	PASI-I
		SM 2540C	TRK	1	PASI-I
		SM 4500-CI G	BEP	1	PASI-I
		SM 4500-H+B	BMS	1	PASI-I
		SM 4500-S2-D	BEP	1	PASI-I
		HACH 8146	BEP	1	PASI-I
		EPA 353.2	OAS	2	PASI-I
		EPA 365.1	ZM	1	PASI-I
		SM 5310C	ATS	1	PASI-I
		SM 5310C	ATS	1	PASI-I
		EPA 9056	ADM	3	PASI-I
		EPA 6010	MTM	9	PASI-I
		EPA 6010	MTM	2	PASI-I
		EPA 6020	DMT	10	PASI-I
		EPA 903.1	CLM	1	PASI-PA
		EPA 904.0	JJS1	1	PASI-PA
		Total Radium Calculation	JAL	1	PASI-PA
		SM 2320B	DAW	3	PASI-I
		SM 2540C	TRK	1	PASI-I
		SM 4500-CI G	BEP	1	PASI-I
		SM 4500-H+B	BMS	1	PASI-I
		SM 4500-S2-D	BEP	1	PASI-I
		HACH 8146	BEP	1	PASI-I
EPA 353.2	OAS	2	PASI-I		
EPA 365.1	ZM	1	PASI-I		
SM 5310C	ATS	1	PASI-I		
SM 5310C	ATS	1	PASI-I		
50335926005	MW-4D	EPA 9056	ADM	3	PASI-I
		EPA 6010	MTM	9	PASI-I
		EPA 6010	MTM	2	PASI-I
		EPA 6020	DMT	10	PASI-I
		EPA 903.1	CLM	1	PASI-PA
		EPA 904.0	JJS1	1	PASI-PA

REPORT OF LABORATORY ANALYSIS

This report shall not be reproduced, except in full,
without the written consent of Pace Analytical Services, LLC.

SAMPLE ANALYTE COUNT

Project: Harding St Ash Pond System

Pace Project No.: 50335926

Lab ID	Sample ID	Method	Analysts	Analytes Reported	Laboratory
		Total Radium Calculation	JAL	1	PASI-PA
		SM 2320B	DAW	3	PASI-I
		SM 2540C	TRK	1	PASI-I
		SM 4500-CI G	BEP	1	PASI-I
		SM 4500-H+B	BMS	1	PASI-I
		SM 4500-S2-D	BEP	1	PASI-I
		HACH 8146	BEP	1	PASI-I
		EPA 353.2	OAS	2	PASI-I
		EPA 365.1	ZM	1	PASI-I
		SM 5310C	ATS	1	PASI-I
		SM 5310C	ATS	1	PASI-I

PASI-I = Pace Analytical Services - Indianapolis

PASI-PA = Pace Analytical Services - Greensburg

REPORT OF LABORATORY ANALYSIS

This report shall not be reproduced, except in full,
without the written consent of Pace Analytical Services, LLC.

SUMMARY OF DETECTION

Project: Harding St Ash Pond System

Pace Project No.: 50335926

Lab Sample ID	Client Sample ID	Result	Units	Report Limit	Analyzed	Qualifiers
Method	Parameters					
50335926001	MW-3S					
EPA 9056	Chloride	86.5	mg/L	2.5	01/21/23 21:51	
EPA 9056	Fluoride	0.19	mg/L	0.10	01/21/23 21:33	
EPA 9056	Sulfate	31.4	mg/L	2.5	01/21/23 21:51	
EPA 6010	Calcium	96100	ug/L	1000	01/24/23 15:33	
EPA 6010	Magnesium	21600	ug/L	1000	01/24/23 15:33	
EPA 6010	Manganese	93.3	ug/L	10.0	01/24/23 15:33	
EPA 6010	Potassium	2020	ug/L	1000	01/24/23 15:33	
EPA 6010	Silica	10200	ug/L	450	01/24/23 15:33	N2
EPA 6010	Sodium	58200	ug/L	1000	01/24/23 15:33	
EPA 6010	Molybdenum, Dissolved	28.0	ug/L	10.0	01/27/23 13:56	
EPA 6020	Antimony	5.7	ug/L	1.0	01/24/23 06:17	
EPA 6020	Arsenic	1.3	ug/L	1.0	01/24/23 06:17	
EPA 6020	Barium	45.5	ug/L	1.0	01/24/23 06:17	
EPA 6020	Molybdenum	27.1	ug/L	1.0	01/24/23 06:17	
EPA 6020	Selenium	1.8	ug/L	1.0	01/24/23 06:17	
EPA 903.1	Radium-226	0.137 ± 0.330 (0.638)	pCi/L		02/07/23 13:37	
EPA 904.0	Radium-228	C:NA T:94% 0.495 ± 0.298 (0.542) C:90% T:89%	pCi/L		02/06/23 11:42	
Total Radium Calculation	Total Radium	0.632 ± 0.628 (1.18)	pCi/L		02/08/23 16:58	
SM 2320B	Alkalinity, Total as CaCO3	302	mg/L	10.0	01/20/23 20:04	
SM 2320B	Alkalinity,Bicarbonate (CaCO3)	302	mg/L	10.0	01/20/23 20:04	
SM 2540C	Total Dissolved Solids	482	mg/L	10.0	01/23/23 17:06	
SM 4500-H+B	pH at 25 Degrees C	7.6	Std. Units	0.10	01/24/23 10:22	H3
EPA 353.2	Nitrogen, Nitrate	0.12	mg/L	0.10	01/20/23 17:34	
SM 5310C	Total Organic Carbon	1.3	mg/L	1.0	01/27/23 18:41	
SM 5310C	Dissolved Organic Carbon	1.6	mg/L	1.0	01/25/23 17:50	
50335926002	MW-3D					
EPA 9056	Chloride	118	mg/L	2.5	01/21/23 19:24	
EPA 9056	Fluoride	0.21	mg/L	0.10	01/21/23 19:06	
EPA 9056	Sulfate	46.0	mg/L	2.5	01/21/23 19:24	
EPA 6010	Boron	171	ug/L	100	01/24/23 15:36	
EPA 6010	Calcium	77900	ug/L	1000	01/24/23 15:36	
EPA 6010	Magnesium	18800	ug/L	1000	01/24/23 15:36	
EPA 6010	Manganese	176	ug/L	10.0	01/24/23 15:36	
EPA 6010	Potassium	3000	ug/L	1000	01/24/23 15:36	
EPA 6010	Silica	9300	ug/L	450	01/24/23 15:36	N2
EPA 6010	Sodium	71700	ug/L	1000	01/24/23 15:36	
EPA 6010	Manganese, Dissolved	180	ug/L	10.0	01/27/23 13:59	
EPA 6020	Arsenic	3.1	ug/L	1.0	01/24/23 06:20	
EPA 6020	Barium	87.9	ug/L	1.0	01/24/23 06:20	
EPA 6020	Molybdenum	6.3	ug/L	1.0	01/24/23 06:20	

REPORT OF LABORATORY ANALYSIS

This report shall not be reproduced, except in full,
without the written consent of Pace Analytical Services, LLC.

SUMMARY OF DETECTION

Project: Harding St Ash Pond System

Pace Project No.: 50335926

Lab Sample ID	Client Sample ID	Result	Units	Report Limit	Analyzed	Qualifiers
Method	Parameters					
50335926002	MW-3D					
EPA 903.1	Radium-226	0.281 ± 0.551 (0.990) C:NA T:97%	pCi/L		02/07/23 13:37	
EPA 904.0	Radium-228	0.545 ± 0.321 (0.589) C:93% T:88%	pCi/L		02/06/23 11:43	
Total Radium Calculation	Total Radium	0.826 ± 0.872 (1.58)	pCi/L		02/08/23 16:58	
SM 2320B	Alkalinity, Total as CaCO3	238	mg/L	10.0	01/20/23 20:04	
SM 2320B	Alkalinity,Bicarbonate (CaCO3)	238	mg/L	10.0	01/20/23 20:04	
SM 2540C	Total Dissolved Solids	487	mg/L	10.0	01/23/23 17:06	
SM 4500-H+B	pH at 25 Degrees C	7.6	Std. Units	0.10	01/24/23 10:23	H3
HACH 8146	Iron, Ferrous	0.20	mg/L	0.20	01/23/23 11:28	H3,N2
SM 5310C	Total Organic Carbon	1.4	mg/L	1.0	01/27/23 18:52	
SM 5310C	Dissolved Organic Carbon	1.7	mg/L	1.0	01/25/23 18:01	
50335926003	MW-4SR					
EPA 9056	Chloride	79.9	mg/L	2.5	01/21/23 20:01	
EPA 9056	Fluoride	0.10	mg/L	0.10	01/21/23 19:43	
EPA 9056	Sulfate	131	mg/L	2.5	01/21/23 20:01	
EPA 6010	Aluminum	618	ug/L	200	01/24/23 16:19	
EPA 6010	Boron	4180	ug/L	100	01/24/23 16:19	
EPA 6010	Calcium	134000	ug/L	1000	01/24/23 16:19	
EPA 6010	Magnesium	27800	ug/L	1000	01/24/23 16:19	
EPA 6010	Manganese	20.4	ug/L	10.0	01/24/23 16:19	
EPA 6010	Potassium	2240	ug/L	1000	01/24/23 16:19	
EPA 6010	Silica	12900	ug/L	450	01/24/23 16:19	N2
EPA 6010	Sodium	52700	ug/L	1000	01/24/23 16:19	
EPA 6020	Barium	60.9	ug/L	1.0	01/24/23 06:23	
EPA 6020	Molybdenum	1.7	ug/L	1.0	01/24/23 06:23	
EPA 6020	Selenium	7.4	ug/L	1.0	01/24/23 06:23	
EPA 903.1	Radium-226	0.495 ± 0.638 (1.06) C:NA T:89%	pCi/L		02/07/23 13:37	
EPA 904.0	Radium-228	0.435 ± 0.308 (0.589) C:90% T:90%	pCi/L		02/06/23 11:43	
Total Radium Calculation	Total Radium	0.930 ± 0.946 (1.65)	pCi/L		02/08/23 16:58	
SM 2320B	Alkalinity, Total as CaCO3	306	mg/L	10.0	01/20/23 20:04	
SM 2320B	Alkalinity,Bicarbonate (CaCO3)	306	mg/L	10.0	01/20/23 20:04	
SM 2540C	Total Dissolved Solids	629	mg/L	10.0	01/23/23 17:06	
SM 4500-H+B	pH at 25 Degrees C	7.3	Std. Units	0.10	01/24/23 10:24	H3

REPORT OF LABORATORY ANALYSIS

This report shall not be reproduced, except in full,
without the written consent of Pace Analytical Services, LLC.

SUMMARY OF DETECTION

Project: Harding St Ash Pond System

Pace Project No.: 50335926

Lab Sample ID	Client Sample ID	Result	Units	Report Limit	Analyzed	Qualifiers
Method	Parameters					
50335926003	MW-4SR					
EPA 353.2	Nitrogen, Nitrate	0.11	mg/L	0.10	01/20/23 17:42	
EPA 365.1	Phosphate as P04	0.21	mg/L	0.15	01/30/23 10:05	
SM 5310C	Dissolved Organic Carbon	1.2	mg/L	1.0	01/25/23 18:12	
50335926004	MW-4I					
EPA 9056	Chloride	114	mg/L	2.5	01/22/23 01:32	
EPA 9056	Fluoride	0.17	mg/L	0.10	01/22/23 01:13	
EPA 9056	Sulfate	61.2	mg/L	2.5	01/22/23 01:32	
EPA 6010	Aluminum	337	ug/L	200	01/24/23 16:22	
EPA 6010	Boron	1230	ug/L	100	01/24/23 16:22	
EPA 6010	Calcium	99900	ug/L	1000	01/24/23 16:22	
EPA 6010	Magnesium	22300	ug/L	1000	01/24/23 16:22	
EPA 6010	Manganese	174	ug/L	10.0	01/24/23 16:22	
EPA 6010	Potassium	2280	ug/L	1000	01/24/23 16:22	
EPA 6010	Silica	12900	ug/L	450	01/24/23 16:22	N2
EPA 6010	Sodium	63800	ug/L	1000	01/24/23 16:22	
EPA 6010	Manganese, Dissolved	171	ug/L	10.0	01/27/23 14:26	
EPA 6020	Arsenic	1.9	ug/L	1.0	01/24/23 07:25	
EPA 6020	Barium	59.0	ug/L	1.0	01/24/23 07:25	
EPA 6020	Molybdenum	4.9	ug/L	1.0	01/24/23 07:25	
EPA 903.1	Radium-226	0.000 ± 0.628 (1.26) C:NA T:96%	pCi/L		02/07/23 13:37	
EPA 904.0	Radium-228	0.413 ± 0.292 (0.559) C:91% T:87%	pCi/L		02/06/23 11:43	
Total Radium Calculation	Total Radium	0.413 ± 0.920 (1.82)	pCi/L		02/08/23 16:58	
SM 2320B	Alkalinity, Total as CaCO3	265	mg/L	10.0	01/20/23 20:04	
SM 2320B	Alkalinity, Bicarbonate (CaCO3)	265	mg/L	10.0	01/20/23 20:04	
SM 2540C	Total Dissolved Solids	529	mg/L	10.0	01/23/23 17:07	
SM 4500-H+B	pH at 25 Degrees C	7.4	Std. Units	0.10	01/24/23 10:26	H3
HACH 8146	Iron, Ferrous	0.20	mg/L	0.20	01/23/23 11:29	H3,N2
SM 5310C	Total Organic Carbon	1.1	mg/L	1.0	01/27/23 19:34	
SM 5310C	Dissolved Organic Carbon	1.2	mg/L	1.0	01/25/23 18:23	
50335926005	MW-4D					
EPA 9056	Chloride	108	mg/L	2.5	01/22/23 02:27	
EPA 9056	Fluoride	0.25	mg/L	0.10	01/22/23 02:08	
EPA 9056	Sulfate	49.4	mg/L	2.5	01/22/23 02:27	
EPA 6010	Boron	290	ug/L	100	01/24/23 16:25	
EPA 6010	Calcium	87800	ug/L	1000	01/24/23 16:25	
EPA 6010	Magnesium	22200	ug/L	1000	01/24/23 16:25	
EPA 6010	Manganese	125	ug/L	10.0	01/24/23 16:25	
EPA 6010	Potassium	3070	ug/L	1000	01/24/23 16:25	
EPA 6010	Silica	13200	ug/L	450	01/24/23 16:25	N2

REPORT OF LABORATORY ANALYSIS

This report shall not be reproduced, except in full,
without the written consent of Pace Analytical Services, LLC.

SUMMARY OF DETECTION

Project: Harding St Ash Pond System

Pace Project No.: 50335926

Lab Sample ID Method	Client Sample ID Parameters	Result	Units	Report Limit	Analyzed	Qualifiers
50335926005	MW-4D					
EPA 6010	Sodium	64500	ug/L	1000	01/24/23 16:25	
EPA 6010	Manganese, Dissolved	126	ug/L	10.0	01/27/23 14:29	
EPA 6020	Arsenic	2.2	ug/L	1.0	01/24/23 07:29	
EPA 6020	Barium	70.9	ug/L	1.0	01/24/23 07:29	
EPA 6020	Molybdenum	8.3	ug/L	1.0	01/24/23 07:29	
EPA 903.1	Radium-226	0.950 ± 0.687 (0.957) C:NA T:100%	pCi/L		02/07/23 13:52	
EPA 904.0	Radium-228	0.355 ± 0.281 (0.551) C:89% T:92%	pCi/L		02/06/23 11:43	
Total Radium Calculation	Total Radium	1.31 ± 0.968 (1.51)	pCi/L		02/08/23 16:58	
SM 2320B	Alkalinity, Total as CaCO3	261	mg/L	10.0	01/20/23 20:04	
SM 2320B	Alkalinity,Bicarbonate (CaCO3)	261	mg/L	10.0	01/20/23 20:04	
SM 2540C	Total Dissolved Solids	513	mg/L	10.0	01/23/23 17:07	
SM 4500-H+B	pH at 25 Degrees C	7.6	Std. Units	0.10	01/24/23 10:27	H3
HACH 8146	Iron, Ferrous	0.20	mg/L	0.20	01/23/23 11:29	H3,N2
SM 5310C	Total Organic Carbon	1.3	mg/L	1.0	01/27/23 19:45	
SM 5310C	Dissolved Organic Carbon	1.4	mg/L	1.0	01/25/23 18:34	

REPORT OF LABORATORY ANALYSIS

This report shall not be reproduced, except in full,
without the written consent of Pace Analytical Services, LLC.

ANALYTICAL RESULTS

Project: Harding St Ash Pond System

Pace Project No.: 50335926

Sample: MW-3S		Lab ID: 50335926001		Collected: 01/19/23 09:12		Received: 01/20/23 14:50		Matrix: Water	
Parameters	Results	Units	Report Limit	MDL	DF	Prepared	Analyzed	CAS No.	Qual
9056 IC Anions									
Analytical Method: EPA 9056									
Pace Analytical Services - Indianapolis									
Chloride	86.5	mg/L	2.5	0.67	10		01/21/23 21:51	16887-00-6	
Fluoride	0.19	mg/L	0.10	0.017	1		01/21/23 21:33	16984-48-8	
Sulfate	31.4	mg/L	2.5	0.85	10		01/21/23 21:51	14808-79-8	
6010 MET ICP									
Analytical Method: EPA 6010 Preparation Method: EPA 3010									
Pace Analytical Services - Indianapolis									
Aluminum	ND	ug/L	200	55.4	1	01/24/23 09:10	01/24/23 15:33	7429-90-5	
Boron	ND	ug/L	100	37.6	1	01/24/23 09:10	01/24/23 15:33	7440-42-8	
Calcium	96100	ug/L	1000	163	1	01/24/23 09:10	01/24/23 15:33	7440-70-2	
Lithium	ND	ug/L	20.0	6.2	1	01/24/23 09:10	01/24/23 15:33	7439-93-2	
Magnesium	21600	ug/L	1000	71.8	1	01/24/23 09:10	01/24/23 15:33	7439-95-4	
Manganese	93.3	ug/L	10.0	2.5	1	01/24/23 09:10	01/24/23 15:33	7439-96-5	
Potassium	2020	ug/L	1000	281	1	01/24/23 09:10	01/24/23 15:33	7440-09-7	
Silica	10200	ug/L	450		1	01/24/23 09:10	01/24/23 15:33	7631-86-9	N2
Sodium	58200	ug/L	1000	214	1	01/24/23 09:10	01/24/23 15:33	7440-23-5	
6010 MET ICP, Dissolved									
Analytical Method: EPA 6010 Preparation Method: EPA 3010									
Pace Analytical Services - Indianapolis									
Manganese, Dissolved	ND	ug/L	10.0	2.5	1	01/24/23 09:10	01/27/23 13:56	7439-96-5	
Molybdenum, Dissolved	28.0	ug/L	10.0	3.7	1	01/24/23 09:10	01/27/23 13:56	7439-98-7	
6020 MET ICPMS									
Analytical Method: EPA 6020 Preparation Method: EPA 200.2									
Pace Analytical Services - Indianapolis									
Antimony	5.7	ug/L	1.0	0.036	1	01/23/23 15:43	01/24/23 06:17	7440-36-0	
Arsenic	1.3	ug/L	1.0	0.053	1	01/23/23 15:43	01/24/23 06:17	7440-38-2	
Barium	45.5	ug/L	1.0	0.051	1	01/23/23 15:43	01/24/23 06:17	7440-39-3	
Beryllium	ND	ug/L	0.20	0.028	1	01/23/23 15:43	01/24/23 06:17	7440-41-7	
Cadmium	ND	ug/L	0.20	0.0090	1	01/23/23 15:43	01/24/23 06:17	7440-43-9	
Cobalt	ND	ug/L	1.0	0.032	1	01/23/23 15:43	01/24/23 06:17	7440-48-4	
Lead	ND	ug/L	1.0	0.034	1	01/23/23 15:43	01/24/23 06:17	7439-92-1	
Molybdenum	27.1	ug/L	1.0	0.048	1	01/23/23 15:43	01/24/23 06:17	7439-98-7	
Selenium	1.8	ug/L	1.0	0.23	1	01/23/23 15:43	01/24/23 06:17	7782-49-2	
Thallium	ND	ug/L	1.0	0.033	1	01/23/23 15:43	01/24/23 06:17	7440-28-0	
2320B Alkalinity									
Analytical Method: SM 2320B									
Pace Analytical Services - Indianapolis									
Alkalinity, Total as CaCO3	302	mg/L	10.0	10.0	1		01/20/23 20:04		
Alkalinity,Bicarbonate (CaCO3)	302	mg/L	10.0	10.0	1		01/20/23 20:04		
Alkalinity,Carbonate (CaCO3)	ND	mg/L	10.0	10.0	1		01/20/23 20:04		
2540C Total Dissolved Solids									
Analytical Method: SM 2540C									
Pace Analytical Services - Indianapolis									
Total Dissolved Solids	482	mg/L	10.0	10.0	1		01/23/23 17:06		

REPORT OF LABORATORY ANALYSIS

This report shall not be reproduced, except in full,
without the written consent of Pace Analytical Services, LLC.

ANALYTICAL RESULTS

Project: Harding St Ash Pond System

Pace Project No.: 50335926

Sample: MW-3S		Lab ID: 50335926001		Collected: 01/19/23 09:12	Received: 01/20/23 14:50	Matrix: Water				
Parameters	Results	Units	Report Limit	MDL	DF	Prepared	Analyzed	CAS No.	Qual	
4500CL G Chlorine, Residual		Analytical Method: SM 4500-Cl G Pace Analytical Services - Indianapolis								
Chlorine, Total Residual	ND	mg/L	0.10	0.034	1		01/30/23 11:06	7782-50-5	H3	
4500H+ pH, Electrometric		Analytical Method: SM 4500-H+B Pace Analytical Services - Indianapolis								
pH at 25 Degrees C	7.6	Std. Units	0.10	0.10	1		01/24/23 10:22		H3	
4500S2D Sulfide Water		Analytical Method: SM 4500-S2-D Pace Analytical Services - Indianapolis								
Sulfide	ND	mg/L	0.10	0.025	1		01/23/23 09:57	18496-25-8		
Iron, Ferrous		Analytical Method: HACH 8146 Pace Analytical Services - Indianapolis								
Iron, Ferrous	ND	mg/L	0.20	0.096	1		01/23/23 11:28	15438-31-0	H3,N2	
353.2 Nitrogen, NO2/NO3 unpres		Analytical Method: EPA 353.2 Pace Analytical Services - Indianapolis								
Nitrogen, Nitrate	0.12	mg/L	0.10	0.011	1		01/20/23 17:34	14797-55-8		
Nitrogen, Nitrite	ND	mg/L	0.10	0.0040	1		01/20/23 17:34	14797-65-0		
365.1 Total Phosphorus		Analytical Method: EPA 365.1 Preparation Method: EPA 365.1 Pace Analytical Services - Indianapolis								
Phosphate as P04	ND	mg/L	0.15	0.15	1	01/24/23 16:00	01/30/23 10:02			
5310C TOC		Analytical Method: SM 5310C Pace Analytical Services - Indianapolis								
Total Organic Carbon	1.3	mg/L	1.0	0.14	1		01/27/23 18:41	7440-44-0		
5310C Dissolved Organic Carbon		Analytical Method: SM 5310C Pace Analytical Services - Indianapolis								
Dissolved Organic Carbon	1.6	mg/L	1.0	0.14	1		01/25/23 17:50			

REPORT OF LABORATORY ANALYSIS

This report shall not be reproduced, except in full,
without the written consent of Pace Analytical Services, LLC.

ANALYTICAL RESULTS

Project: Harding St Ash Pond System

Pace Project No.: 50335926

Sample: MW-3D		Lab ID: 50335926002		Collected: 01/19/23 09:55		Received: 01/20/23 14:50		Matrix: Water	
Parameters	Results	Units	Report Limit	MDL	DF	Prepared	Analyzed	CAS No.	Qual
9056 IC Anions									
Analytical Method: EPA 9056									
Pace Analytical Services - Indianapolis									
Chloride	118	mg/L	2.5	0.67	10		01/21/23 19:24	16887-00-6	
Fluoride	0.21	mg/L	0.10	0.017	1		01/21/23 19:06	16984-48-8	
Sulfate	46.0	mg/L	2.5	0.85	10		01/21/23 19:24	14808-79-8	
6010 MET ICP									
Analytical Method: EPA 6010 Preparation Method: EPA 3010									
Pace Analytical Services - Indianapolis									
Aluminum	ND	ug/L	200	55.4	1	01/24/23 09:10	01/24/23 15:36	7429-90-5	
Boron	171	ug/L	100	37.6	1	01/24/23 09:10	01/24/23 15:36	7440-42-8	
Calcium	77900	ug/L	1000	163	1	01/24/23 09:10	01/24/23 15:36	7440-70-2	
Lithium	ND	ug/L	20.0	6.2	1	01/24/23 09:10	01/24/23 15:36	7439-93-2	
Magnesium	18800	ug/L	1000	71.8	1	01/24/23 09:10	01/24/23 15:36	7439-95-4	
Manganese	176	ug/L	10.0	2.5	1	01/24/23 09:10	01/24/23 15:36	7439-96-5	
Potassium	3000	ug/L	1000	281	1	01/24/23 09:10	01/24/23 15:36	7440-09-7	
Silica	9300	ug/L	450		1	01/24/23 09:10	01/24/23 15:36	7631-86-9	N2
Sodium	71700	ug/L	1000	214	1	01/24/23 09:10	01/24/23 15:36	7440-23-5	
6010 MET ICP, Dissolved									
Analytical Method: EPA 6010 Preparation Method: EPA 3010									
Pace Analytical Services - Indianapolis									
Manganese, Dissolved	180	ug/L	10.0	2.5	1	01/24/23 09:10	01/27/23 13:59	7439-96-5	
Molybdenum, Dissolved	ND	ug/L	10.0	3.7	1	01/24/23 09:10	01/27/23 13:59	7439-98-7	
6020 MET ICPMS									
Analytical Method: EPA 6020 Preparation Method: EPA 200.2									
Pace Analytical Services - Indianapolis									
Antimony	ND	ug/L	1.0	0.036	1	01/23/23 15:43	01/24/23 06:20	7440-36-0	
Arsenic	3.1	ug/L	1.0	0.053	1	01/23/23 15:43	01/24/23 06:20	7440-38-2	
Barium	87.9	ug/L	1.0	0.051	1	01/23/23 15:43	01/24/23 06:20	7440-39-3	
Beryllium	ND	ug/L	0.20	0.028	1	01/23/23 15:43	01/24/23 06:20	7440-41-7	
Cadmium	ND	ug/L	0.20	0.0090	1	01/23/23 15:43	01/24/23 06:20	7440-43-9	
Cobalt	ND	ug/L	1.0	0.032	1	01/23/23 15:43	01/24/23 06:20	7440-48-4	
Lead	ND	ug/L	1.0	0.034	1	01/23/23 15:43	01/24/23 06:20	7439-92-1	
Molybdenum	6.3	ug/L	1.0	0.048	1	01/23/23 15:43	01/24/23 06:20	7439-98-7	
Selenium	ND	ug/L	1.0	0.23	1	01/23/23 15:43	01/24/23 06:20	7782-49-2	
Thallium	ND	ug/L	1.0	0.033	1	01/23/23 15:43	01/24/23 06:20	7440-28-0	
2320B Alkalinity									
Analytical Method: SM 2320B									
Pace Analytical Services - Indianapolis									
Alkalinity, Total as CaCO3	238	mg/L	10.0	10.0	1		01/20/23 20:04		
Alkalinity,Bicarbonate (CaCO3)	238	mg/L	10.0	10.0	1		01/20/23 20:04		
Alkalinity,Carbonate (CaCO3)	ND	mg/L	10.0	10.0	1		01/20/23 20:04		
2540C Total Dissolved Solids									
Analytical Method: SM 2540C									
Pace Analytical Services - Indianapolis									
Total Dissolved Solids	487	mg/L	10.0	10.0	1		01/23/23 17:06		

REPORT OF LABORATORY ANALYSIS

This report shall not be reproduced, except in full,
without the written consent of Pace Analytical Services, LLC.

ANALYTICAL RESULTS

Project: Harding St Ash Pond System

Pace Project No.: 50335926

Sample: MW-3D		Lab ID: 50335926002		Collected: 01/19/23 09:55	Received: 01/20/23 14:50	Matrix: Water				
Parameters	Results	Units	Report Limit	MDL	DF	Prepared	Analyzed	CAS No.	Qual	
4500CL G Chlorine, Residual		Analytical Method: SM 4500-Cl G Pace Analytical Services - Indianapolis								
Chlorine, Total Residual	ND	mg/L	0.10	0.034	1		01/30/23 11:07	7782-50-5	H3	
4500H+ pH, Electrometric		Analytical Method: SM 4500-H+B Pace Analytical Services - Indianapolis								
pH at 25 Degrees C	7.6	Std. Units	0.10	0.10	1		01/24/23 10:23		H3	
4500S2D Sulfide Water		Analytical Method: SM 4500-S2-D Pace Analytical Services - Indianapolis								
Sulfide	ND	mg/L	0.10	0.025	1		01/23/23 09:57	18496-25-8		
Iron, Ferrous		Analytical Method: HACH 8146 Pace Analytical Services - Indianapolis								
Iron, Ferrous	0.20	mg/L	0.20	0.096	1		01/23/23 11:28	15438-31-0	H3,N2	
353.2 Nitrogen, NO2/NO3 unpres		Analytical Method: EPA 353.2 Pace Analytical Services - Indianapolis								
Nitrogen, Nitrate	ND	mg/L	0.10	0.011	1		01/20/23 17:40	14797-55-8		
Nitrogen, Nitrite	ND	mg/L	0.10	0.0040	1		01/20/23 17:40	14797-65-0		
365.1 Total Phosphorus		Analytical Method: EPA 365.1 Preparation Method: EPA 365.1 Pace Analytical Services - Indianapolis								
Phosphate as P04	ND	mg/L	0.15	0.15	1	01/24/23 16:00	01/30/23 10:04			
5310C TOC		Analytical Method: SM 5310C Pace Analytical Services - Indianapolis								
Total Organic Carbon	1.4	mg/L	1.0	0.14	1		01/27/23 18:52	7440-44-0		
5310C Dissolved Organic Carbon		Analytical Method: SM 5310C Pace Analytical Services - Indianapolis								
Dissolved Organic Carbon	1.7	mg/L	1.0	0.14	1		01/25/23 18:01			

REPORT OF LABORATORY ANALYSIS

This report shall not be reproduced, except in full,
without the written consent of Pace Analytical Services, LLC.

ANALYTICAL RESULTS

Project: Harding St Ash Pond System

Pace Project No.: 50335926

Sample: MW-4SR		Lab ID: 50335926003		Collected: 01/19/23 11:00		Received: 01/20/23 14:50		Matrix: Water	
Parameters	Results	Units	Report Limit	MDL	DF	Prepared	Analyzed	CAS No.	Qual
9056 IC Anions		Analytical Method: EPA 9056 Pace Analytical Services - Indianapolis							
Chloride	79.9	mg/L	2.5	0.67	10		01/21/23 20:01	16887-00-6	
Fluoride	0.10	mg/L	0.10	0.017	1		01/21/23 19:43	16984-48-8	
Sulfate	131	mg/L	2.5	0.85	10		01/21/23 20:01	14808-79-8	
6010 MET ICP		Analytical Method: EPA 6010 Preparation Method: EPA 3010 Pace Analytical Services - Indianapolis							
Aluminum	618	ug/L	200	55.4	1	01/24/23 09:10	01/24/23 16:19	7429-90-5	
Boron	4180	ug/L	100	37.6	1	01/24/23 09:10	01/24/23 16:19	7440-42-8	
Calcium	134000	ug/L	1000	163	1	01/24/23 09:10	01/24/23 16:19	7440-70-2	
Lithium	ND	ug/L	20.0	6.2	1	01/24/23 09:10	01/24/23 16:19	7439-93-2	
Magnesium	27800	ug/L	1000	71.8	1	01/24/23 09:10	01/24/23 16:19	7439-95-4	
Manganese	20.4	ug/L	10.0	2.5	1	01/24/23 09:10	01/24/23 16:19	7439-96-5	
Potassium	2240	ug/L	1000	281	1	01/24/23 09:10	01/24/23 16:19	7440-09-7	
Silica	12900	ug/L	450		1	01/24/23 09:10	01/24/23 16:19	7631-86-9	N2
Sodium	52700	ug/L	1000	214	1	01/24/23 09:10	01/24/23 16:19	7440-23-5	
6010 MET ICP, Dissolved		Analytical Method: EPA 6010 Preparation Method: EPA 3010 Pace Analytical Services - Indianapolis							
Manganese, Dissolved	ND	ug/L	10.0	2.5	1	01/24/23 09:10	01/27/23 14:24	7439-96-5	
Molybdenum, Dissolved	ND	ug/L	10.0	3.7	1	01/24/23 09:10	01/27/23 14:24	7439-98-7	
6020 MET ICPMS		Analytical Method: EPA 6020 Preparation Method: EPA 200.2 Pace Analytical Services - Indianapolis							
Antimony	ND	ug/L	1.0	0.036	1	01/23/23 15:43	01/24/23 06:23	7440-36-0	
Arsenic	ND	ug/L	1.0	0.053	1	01/23/23 15:43	01/24/23 06:23	7440-38-2	
Barium	60.9	ug/L	1.0	0.051	1	01/23/23 15:43	01/24/23 06:23	7440-39-3	
Beryllium	ND	ug/L	0.20	0.028	1	01/23/23 15:43	01/24/23 06:23	7440-41-7	
Cadmium	ND	ug/L	0.20	0.0090	1	01/23/23 15:43	01/24/23 06:23	7440-43-9	
Cobalt	ND	ug/L	1.0	0.032	1	01/23/23 15:43	01/24/23 06:23	7440-48-4	
Lead	ND	ug/L	1.0	0.034	1	01/23/23 15:43	01/24/23 06:23	7439-92-1	
Molybdenum	1.7	ug/L	1.0	0.048	1	01/23/23 15:43	01/24/23 06:23	7439-98-7	
Selenium	7.4	ug/L	1.0	0.23	1	01/23/23 15:43	01/24/23 06:23	7782-49-2	
Thallium	ND	ug/L	1.0	0.033	1	01/23/23 15:43	01/24/23 06:23	7440-28-0	
2320B Alkalinity		Analytical Method: SM 2320B Pace Analytical Services - Indianapolis							
Alkalinity, Total as CaCO3	306	mg/L	10.0	10.0	1		01/20/23 20:04		
Alkalinity,Bicarbonate (CaCO3)	306	mg/L	10.0	10.0	1		01/20/23 20:04		
Alkalinity,Carbonate (CaCO3)	ND	mg/L	10.0	10.0	1		01/20/23 20:04		
2540C Total Dissolved Solids		Analytical Method: SM 2540C Pace Analytical Services - Indianapolis							
Total Dissolved Solids	629	mg/L	10.0	10.0	1		01/23/23 17:06		

REPORT OF LABORATORY ANALYSIS

This report shall not be reproduced, except in full,
without the written consent of Pace Analytical Services, LLC.

ANALYTICAL RESULTS

Project: Harding St Ash Pond System

Pace Project No.: 50335926

Sample: MW-4SR		Lab ID: 50335926003		Collected: 01/19/23 11:00	Received: 01/20/23 14:50	Matrix: Water				
Parameters	Results	Units	Report Limit	MDL	DF	Prepared	Analyzed	CAS No.	Qual	
4500CL G Chlorine, Residual		Analytical Method: SM 4500-Cl G Pace Analytical Services - Indianapolis								
Chlorine, Total Residual	ND	mg/L	0.10	0.034	1		01/30/23 11:07	7782-50-5	H3	
4500H+ pH, Electrometric		Analytical Method: SM 4500-H+B Pace Analytical Services - Indianapolis								
pH at 25 Degrees C	7.3	Std. Units	0.10	0.10	1		01/24/23 10:24		H3	
4500S2D Sulfide Water		Analytical Method: SM 4500-S2-D Pace Analytical Services - Indianapolis								
Sulfide	ND	mg/L	0.10	0.025	1		01/23/23 09:57	18496-25-8		
Iron, Ferrous		Analytical Method: HACH 8146 Pace Analytical Services - Indianapolis								
Iron, Ferrous	ND	mg/L	0.20	0.096	1		01/23/23 11:29	15438-31-0	H3,N2	
353.2 Nitrogen, NO2/NO3 unpres		Analytical Method: EPA 353.2 Pace Analytical Services - Indianapolis								
Nitrogen, Nitrate	0.11	mg/L	0.10	0.011	1		01/20/23 17:42	14797-55-8		
Nitrogen, Nitrite	ND	mg/L	0.10	0.0040	1		01/20/23 17:42	14797-65-0		
365.1 Total Phosphorus		Analytical Method: EPA 365.1 Preparation Method: EPA 365.1 Pace Analytical Services - Indianapolis								
Phosphate as P04	0.21	mg/L	0.15	0.15	1	01/24/23 16:00	01/30/23 10:05			
5310C TOC		Analytical Method: SM 5310C Pace Analytical Services - Indianapolis								
Total Organic Carbon	ND	mg/L	1.0	0.14	1		01/27/23 19:23	7440-44-0		
5310C Dissolved Organic Carbon		Analytical Method: SM 5310C Pace Analytical Services - Indianapolis								
Dissolved Organic Carbon	1.2	mg/L	1.0	0.14	1		01/25/23 18:12			

REPORT OF LABORATORY ANALYSIS

This report shall not be reproduced, except in full,
without the written consent of Pace Analytical Services, LLC.

ANALYTICAL RESULTS

Project: Harding St Ash Pond System

Pace Project No.: 50335926

Sample: MW-4I **Lab ID: 50335926004** Collected: 01/19/23 12:30 Received: 01/20/23 14:50 Matrix: Water

Parameters	Results	Units	Report			Prepared	Analyzed	CAS No.	Qual
			Limit	MDL	DF				
9056 IC Anions									
Analytical Method: EPA 9056									
Pace Analytical Services - Indianapolis									
Chloride	114	mg/L	2.5	0.67	10		01/22/23 01:32	16887-00-6	
Fluoride	0.17	mg/L	0.10	0.017	1		01/22/23 01:13	16984-48-8	
Sulfate	61.2	mg/L	2.5	0.85	10		01/22/23 01:32	14808-79-8	
6010 MET ICP									
Analytical Method: EPA 6010 Preparation Method: EPA 3010									
Pace Analytical Services - Indianapolis									
Aluminum	337	ug/L	200	55.4	1	01/24/23 09:10	01/24/23 16:22	7429-90-5	
Boron	1230	ug/L	100	37.6	1	01/24/23 09:10	01/24/23 16:22	7440-42-8	
Calcium	99900	ug/L	1000	163	1	01/24/23 09:10	01/24/23 16:22	7440-70-2	
Lithium	ND	ug/L	20.0	6.2	1	01/24/23 09:10	01/24/23 16:22	7439-93-2	
Magnesium	22300	ug/L	1000	71.8	1	01/24/23 09:10	01/24/23 16:22	7439-95-4	
Manganese	174	ug/L	10.0	2.5	1	01/24/23 09:10	01/24/23 16:22	7439-96-5	
Potassium	2280	ug/L	1000	281	1	01/24/23 09:10	01/24/23 16:22	7440-09-7	
Silica	12900	ug/L	450		1	01/24/23 09:10	01/24/23 16:22	7631-86-9	N2
Sodium	63800	ug/L	1000	214	1	01/24/23 09:10	01/24/23 16:22	7440-23-5	
6010 MET ICP, Dissolved									
Analytical Method: EPA 6010 Preparation Method: EPA 3010									
Pace Analytical Services - Indianapolis									
Manganese, Dissolved	171	ug/L	10.0	2.5	1	01/24/23 09:10	01/27/23 14:26	7439-96-5	
Molybdenum, Dissolved	ND	ug/L	10.0	3.7	1	01/24/23 09:10	01/27/23 14:26	7439-98-7	
6020 MET ICPMS									
Analytical Method: EPA 6020 Preparation Method: EPA 200.2									
Pace Analytical Services - Indianapolis									
Antimony	ND	ug/L	1.0	0.036	1	01/23/23 15:43	01/24/23 07:25	7440-36-0	
Arsenic	1.9	ug/L	1.0	0.053	1	01/23/23 15:43	01/24/23 07:25	7440-38-2	
Barium	59.0	ug/L	1.0	0.051	1	01/23/23 15:43	01/24/23 07:25	7440-39-3	
Beryllium	ND	ug/L	0.20	0.028	1	01/23/23 15:43	01/24/23 07:25	7440-41-7	
Cadmium	ND	ug/L	0.20	0.0090	1	01/23/23 15:43	01/24/23 07:25	7440-43-9	
Cobalt	ND	ug/L	1.0	0.032	1	01/23/23 15:43	01/24/23 07:25	7440-48-4	
Lead	ND	ug/L	1.0	0.034	1	01/23/23 15:43	01/24/23 07:25	7439-92-1	
Molybdenum	4.9	ug/L	1.0	0.048	1	01/23/23 15:43	01/24/23 07:25	7439-98-7	
Selenium	ND	ug/L	1.0	0.23	1	01/23/23 15:43	01/24/23 07:25	7782-49-2	
Thallium	ND	ug/L	1.0	0.033	1	01/23/23 15:43	01/24/23 07:25	7440-28-0	
2320B Alkalinity									
Analytical Method: SM 2320B									
Pace Analytical Services - Indianapolis									
Alkalinity, Total as CaCO3	265	mg/L	10.0	10.0	1		01/20/23 20:04		
Alkalinity,Bicarbonate (CaCO3)	265	mg/L	10.0	10.0	1		01/20/23 20:04		
Alkalinity,Carbonate (CaCO3)	ND	mg/L	10.0	10.0	1		01/20/23 20:04		
2540C Total Dissolved Solids									
Analytical Method: SM 2540C									
Pace Analytical Services - Indianapolis									
Total Dissolved Solids	529	mg/L	10.0	10.0	1		01/23/23 17:07		

REPORT OF LABORATORY ANALYSIS

This report shall not be reproduced, except in full,
without the written consent of Pace Analytical Services, LLC.

ANALYTICAL RESULTS

Project: Harding St Ash Pond System

Pace Project No.: 50335926

Sample: MW-4I		Lab ID: 50335926004		Collected: 01/19/23 12:30	Received: 01/20/23 14:50	Matrix: Water				
Parameters	Results	Units	Report Limit	MDL	DF	Prepared	Analyzed	CAS No.	Qual	
4500CL G Chlorine, Residual		Analytical Method: SM 4500-Cl G Pace Analytical Services - Indianapolis								
Chlorine, Total Residual	ND	mg/L	0.10	0.034	1		01/30/23 11:07	7782-50-5	H3	
4500H+ pH, Electrometric		Analytical Method: SM 4500-H+B Pace Analytical Services - Indianapolis								
pH at 25 Degrees C	7.4	Std. Units	0.10	0.10	1		01/24/23 10:26		H3	
4500S2D Sulfide Water		Analytical Method: SM 4500-S2-D Pace Analytical Services - Indianapolis								
Sulfide	ND	mg/L	0.10	0.025	1		01/23/23 09:57	18496-25-8		
Iron, Ferrous		Analytical Method: HACH 8146 Pace Analytical Services - Indianapolis								
Iron, Ferrous	0.20	mg/L	0.20	0.096	1		01/23/23 11:29	15438-31-0	H3,N2	
353.2 Nitrogen, NO2/NO3 unpres		Analytical Method: EPA 353.2 Pace Analytical Services - Indianapolis								
Nitrogen, Nitrate	ND	mg/L	0.10	0.011	1		01/20/23 17:43	14797-55-8		
Nitrogen, Nitrite	ND	mg/L	0.10	0.0040	1		01/20/23 17:43	14797-65-0		
365.1 Total Phosphorus		Analytical Method: EPA 365.1 Preparation Method: EPA 365.1 Pace Analytical Services - Indianapolis								
Phosphate as P04	ND	mg/L	0.15	0.15	1	01/24/23 16:00	01/30/23 10:07			
5310C TOC		Analytical Method: SM 5310C Pace Analytical Services - Indianapolis								
Total Organic Carbon	1.1	mg/L	1.0	0.14	1		01/27/23 19:34	7440-44-0		
5310C Dissolved Organic Carbon		Analytical Method: SM 5310C Pace Analytical Services - Indianapolis								
Dissolved Organic Carbon	1.2	mg/L	1.0	0.14	1		01/25/23 18:23			

REPORT OF LABORATORY ANALYSIS

This report shall not be reproduced, except in full,
without the written consent of Pace Analytical Services, LLC.

ANALYTICAL RESULTS

Project: Harding St Ash Pond System

Pace Project No.: 50335926

Sample: MW-4D		Lab ID: 50335926005		Collected: 01/19/23 13:25		Received: 01/20/23 14:50		Matrix: Water	
Parameters	Results	Units	Report Limit	MDL	DF	Prepared	Analyzed	CAS No.	Qual
9056 IC Anions		Analytical Method: EPA 9056 Pace Analytical Services - Indianapolis							
Chloride	108	mg/L	2.5	0.67	10		01/22/23 02:27	16887-00-6	
Fluoride	0.25	mg/L	0.10	0.017	1		01/22/23 02:08	16984-48-8	
Sulfate	49.4	mg/L	2.5	0.85	10		01/22/23 02:27	14808-79-8	
6010 MET ICP		Analytical Method: EPA 6010 Preparation Method: EPA 3010 Pace Analytical Services - Indianapolis							
Aluminum	ND	ug/L	200	55.4	1	01/24/23 09:10	01/24/23 16:25	7429-90-5	
Boron	290	ug/L	100	37.6	1	01/24/23 09:10	01/24/23 16:25	7440-42-8	
Calcium	87800	ug/L	1000	163	1	01/24/23 09:10	01/24/23 16:25	7440-70-2	
Lithium	ND	ug/L	20.0	6.2	1	01/24/23 09:10	01/24/23 16:25	7439-93-2	
Magnesium	22200	ug/L	1000	71.8	1	01/24/23 09:10	01/24/23 16:25	7439-95-4	
Manganese	125	ug/L	10.0	2.5	1	01/24/23 09:10	01/24/23 16:25	7439-96-5	
Potassium	3070	ug/L	1000	281	1	01/24/23 09:10	01/24/23 16:25	7440-09-7	
Silica	13200	ug/L	450		1	01/24/23 09:10	01/24/23 16:25	7631-86-9	N2
Sodium	64500	ug/L	1000	214	1	01/24/23 09:10	01/24/23 16:25	7440-23-5	
6010 MET ICP, Dissolved		Analytical Method: EPA 6010 Preparation Method: EPA 3010 Pace Analytical Services - Indianapolis							
Manganese, Dissolved	126	ug/L	10.0	2.5	1	01/24/23 09:10	01/27/23 14:29	7439-96-5	
Molybdenum, Dissolved	ND	ug/L	10.0	3.7	1	01/24/23 09:10	01/27/23 14:29	7439-98-7	
6020 MET ICPMS		Analytical Method: EPA 6020 Preparation Method: EPA 200.2 Pace Analytical Services - Indianapolis							
Antimony	ND	ug/L	1.0	0.036	1	01/23/23 15:43	01/24/23 07:29	7440-36-0	
Arsenic	2.2	ug/L	1.0	0.053	1	01/23/23 15:43	01/24/23 07:29	7440-38-2	
Barium	70.9	ug/L	1.0	0.051	1	01/23/23 15:43	01/24/23 07:29	7440-39-3	
Beryllium	ND	ug/L	0.20	0.028	1	01/23/23 15:43	01/24/23 07:29	7440-41-7	
Cadmium	ND	ug/L	0.20	0.0090	1	01/23/23 15:43	01/24/23 07:29	7440-43-9	
Cobalt	ND	ug/L	1.0	0.032	1	01/23/23 15:43	01/24/23 07:29	7440-48-4	
Lead	ND	ug/L	1.0	0.034	1	01/23/23 15:43	01/24/23 07:29	7439-92-1	
Molybdenum	8.3	ug/L	1.0	0.048	1	01/23/23 15:43	01/24/23 07:29	7439-98-7	
Selenium	ND	ug/L	1.0	0.23	1	01/23/23 15:43	01/24/23 07:29	7782-49-2	
Thallium	ND	ug/L	1.0	0.033	1	01/23/23 15:43	01/24/23 07:29	7440-28-0	
2320B Alkalinity		Analytical Method: SM 2320B Pace Analytical Services - Indianapolis							
Alkalinity, Total as CaCO3	261	mg/L	10.0	10.0	1		01/20/23 20:04		
Alkalinity,Bicarbonate (CaCO3)	261	mg/L	10.0	10.0	1		01/20/23 20:04		
Alkalinity,Carbonate (CaCO3)	ND	mg/L	10.0	10.0	1		01/20/23 20:04		
2540C Total Dissolved Solids		Analytical Method: SM 2540C Pace Analytical Services - Indianapolis							
Total Dissolved Solids	513	mg/L	10.0	10.0	1		01/23/23 17:07		

REPORT OF LABORATORY ANALYSIS

This report shall not be reproduced, except in full,
without the written consent of Pace Analytical Services, LLC.

ANALYTICAL RESULTS

Project: Harding St Ash Pond System

Pace Project No.: 50335926

Sample: MW-4D		Lab ID: 50335926005		Collected: 01/19/23 13:25	Received: 01/20/23 14:50	Matrix: Water				
Parameters	Results	Units	Report Limit	MDL	DF	Prepared	Analyzed	CAS No.	Qual	
4500CL G Chlorine, Residual		Analytical Method: SM 4500-Cl G Pace Analytical Services - Indianapolis								
Chlorine, Total Residual	ND	mg/L	0.10	0.034	1		01/30/23 11:07	7782-50-5	H3	
4500H+ pH, Electrometric		Analytical Method: SM 4500-H+B Pace Analytical Services - Indianapolis								
pH at 25 Degrees C	7.6	Std. Units	0.10	0.10	1		01/24/23 10:27		H3	
4500S2D Sulfide Water		Analytical Method: SM 4500-S2-D Pace Analytical Services - Indianapolis								
Sulfide	ND	mg/L	0.10	0.025	1		01/23/23 09:57	18496-25-8		
Iron, Ferrous		Analytical Method: HACH 8146 Pace Analytical Services - Indianapolis								
Iron, Ferrous	0.20	mg/L	0.20	0.096	1		01/23/23 11:29	15438-31-0	H3,N2	
353.2 Nitrogen, NO2/NO3 unpres		Analytical Method: EPA 353.2 Pace Analytical Services - Indianapolis								
Nitrogen, Nitrate	ND	mg/L	0.10	0.011	1		01/20/23 17:45	14797-55-8		
Nitrogen, Nitrite	ND	mg/L	0.10	0.0040	1		01/20/23 17:45	14797-65-0		
365.1 Total Phosphorus		Analytical Method: EPA 365.1 Preparation Method: EPA 365.1 Pace Analytical Services - Indianapolis								
Phosphate as P04	ND	mg/L	0.15	0.15	1	01/24/23 16:00	01/30/23 10:07			
5310C TOC		Analytical Method: SM 5310C Pace Analytical Services - Indianapolis								
Total Organic Carbon	1.3	mg/L	1.0	0.14	1		01/27/23 19:45	7440-44-0		
5310C Dissolved Organic Carbon		Analytical Method: SM 5310C Pace Analytical Services - Indianapolis								
Dissolved Organic Carbon	1.4	mg/L	1.0	0.14	1		01/25/23 18:34			

REPORT OF LABORATORY ANALYSIS

This report shall not be reproduced, except in full,
without the written consent of Pace Analytical Services, LLC.

QUALITY CONTROL DATA

Project: Harding St Ash Pond System

Pace Project No.: 50335926

QC Batch:	715532	Analysis Method:	EPA 9056
QC Batch Method:	EPA 9056	Analysis Description:	9056 IC Anions
		Laboratory:	Pace Analytical Services - Indianapolis
Associated Lab Samples:	50335926001, 50335926002, 50335926003, 50335926004, 50335926005		

METHOD BLANK:	3286840	Matrix:	Water
Associated Lab Samples:	50335926001, 50335926002, 50335926003, 50335926004, 50335926005		

Parameter	Units	Blank Result	Reporting Limit	MDL	Analyzed	Qualifiers
Chloride	mg/L	ND	0.25	0.067	01/21/23 20:20	
Fluoride	mg/L	ND	0.10	0.017	01/21/23 20:20	
Sulfate	mg/L	ND	0.25	0.085	01/21/23 20:20	

Parameter	Units	Spike Conc.	LCS Result	LCS % Rec	% Rec Limits	Qualifiers
Chloride	mg/L	1.2	1.1	91	80-120	
Fluoride	mg/L	0.5	0.51	102	80-120	
Sulfate	mg/L	2.5	2.5	99	80-120	

Parameter	Units	3286842		3286843		MS Result	MSD Result	MS % Rec	MSD % Rec	% Rec Limits	RPD	Max RPD	Qual
		50335926001 Result	MS Spike Conc.	MSD Spike Conc.	MSD Result								
Chloride	mg/L	86.5	12.5	12.5	95.7	96.4	74	79	80-120	1	15	M0	
Fluoride	mg/L	0.19	0.5	0.5	0.74	0.74	110	110	80-120	0	15		
Sulfate	mg/L	31.4	25	25	54.8	54.9	94	94	80-120	0	15		

Results presented on this page are in the units indicated by the "Units" column except where an alternate unit is presented to the right of the result.

REPORT OF LABORATORY ANALYSIS

This report shall not be reproduced, except in full,
without the written consent of Pace Analytical Services, LLC.

QUALITY CONTROL DATA

Project: Harding St Ash Pond System
Pace Project No.: 50335926

QC Batch: 715701 Analysis Method: EPA 6010
QC Batch Method: EPA 3010 Analysis Description: 6010 MET
Laboratory: Pace Analytical Services - Indianapolis
Associated Lab Samples: 50335926001, 50335926002, 50335926003, 50335926004, 50335926005

METHOD BLANK: 3287374 Matrix: Water
Associated Lab Samples: 50335926001, 50335926002, 50335926003, 50335926004, 50335926005

Parameter	Units	Blank Result	Reporting Limit	MDL	Analyzed	Qualifiers
Aluminum	ug/L	ND	200	55.4	01/24/23 15:23	
Boron	ug/L	ND	100	37.6	01/24/23 15:23	
Calcium	ug/L	ND	1000	163	01/24/23 15:23	
Lithium	ug/L	ND	20.0	6.2	01/24/23 15:23	
Magnesium	ug/L	ND	1000	71.8	01/24/23 15:23	
Manganese	ug/L	ND	10.0	2.5	01/24/23 15:23	
Potassium	ug/L	ND	1000	281	01/24/23 15:23	
Silica	ug/L	ND	450		01/24/23 15:23	N2
Sodium	ug/L	ND	1000	214	01/24/23 15:23	

LABORATORY CONTROL SAMPLE: 3287375

Parameter	Units	Spike Conc.	LCS Result	LCS % Rec	% Rec Limits	Qualifiers
Aluminum	ug/L	10000	10500	105	80-120	
Boron	ug/L	1000	1040	104	80-120	
Calcium	ug/L	10000	10600	106	80-120	
Lithium	ug/L	1000	1040	104	80-120	
Magnesium	ug/L	10000	10000	100	80-120	
Manganese	ug/L	1000	1020	102	80-120	
Potassium	ug/L	10000	10300	103	80-120	
Silica	ug/L	10700	11000	103	80-120	N2
Sodium	ug/L	10000	10300	103	80-120	

MATRIX SPIKE & MATRIX SPIKE DUPLICATE: 3287376 3287377

Parameter	Units	MS		MSD		MS % Rec	MSD % Rec	% Rec Limits	RPD	Max RPD	Qual	
		50335926002 Result	Spike Conc.	Spike Conc.	MS Result							MSD Result
Aluminum	ug/L	ND	10000	10000	10300	10800	103	108	75-125	5	20	
Boron	ug/L	171	1000	1000	1220	1290	105	112	75-125	5	20	
Calcium	ug/L	77900	10000	10000	90800	93800	129	160	75-125	3	20	P6
Lithium	ug/L	ND	1000	1000	1070	1120	106	111	75-125	4	20	
Magnesium	ug/L	18800	10000	10000	29300	30800	105	120	75-125	5	20	
Manganese	ug/L	176	1000	1000	1160	1230	99	105	75-125	5	20	
Potassium	ug/L	3000	10000	10000	13800	14300	108	113	75-125	4	20	
Silica	ug/L	9300	10700	10700	20600	21700	105	116	75-125	5	20	N2
Sodium	ug/L	71700	10000	10000	84100	87400	124	157	75-125	4	20	P6

Results presented on this page are in the units indicated by the "Units" column except where an alternate unit is presented to the right of the result.

REPORT OF LABORATORY ANALYSIS

This report shall not be reproduced, except in full,
without the written consent of Pace Analytical Services, LLC.

QUALITY CONTROL DATA

Project: Harding St Ash Pond System

Pace Project No.: 50335926

QC Batch:	715697	Analysis Method:	EPA 6010
QC Batch Method:	EPA 3010	Analysis Description:	6010 MET Dissolved
		Laboratory:	Pace Analytical Services - Indianapolis

Associated Lab Samples: 50335926001, 50335926002, 50335926003, 50335926004, 50335926005

METHOD BLANK: 3287366 Matrix: Water
Associated Lab Samples: 50335926001, 50335926002, 50335926003, 50335926004, 50335926005

Parameter	Units	Blank Result	Reporting Limit	MDL	Analyzed	Qualifiers
Manganese, Dissolved	ug/L	ND	10.0	2.5	01/27/23 13:46	
Molybdenum, Dissolved	ug/L	ND	10.0	3.7	01/27/23 13:46	

LABORATORY CONTROL SAMPLE: 3287367

Parameter	Units	Spike Conc.	LCS Result	LCS % Rec	% Rec Limits	Qualifiers
Manganese, Dissolved	ug/L	1000	1010	101	80-120	
Molybdenum, Dissolved	ug/L	1000	1060	106	80-120	

MATRIX SPIKE & MATRIX SPIKE DUPLICATE: 3287368 3287369

Parameter	Units	50335779002 Result	MS Spike Conc.	MSD Spike Conc.	MS Result	MSD Result	MS % Rec	MSD % Rec	% Rec Limits	RPD	Max RPD	Qual
Manganese, Dissolved	ug/L	41.3	1000	1000	1080	1090	104	105	75-125	1	20	
Molybdenum, Dissolved	ug/L	16.9	1000	1000	1140	1140	112	112	75-125	0	20	

Results presented on this page are in the units indicated by the "Units" column except where an alternate unit is presented to the right of the result.

REPORT OF LABORATORY ANALYSIS

This report shall not be reproduced, except in full,
without the written consent of Pace Analytical Services, LLC.

QUALITY CONTROL DATA

Project: Harding St Ash Pond System

Pace Project No.: 50335926

QC Batch: 715610

Analysis Method: EPA 6020

QC Batch Method: EPA 200.2

Analysis Description: 6020 MET

Laboratory: Pace Analytical Services - Indianapolis

Associated Lab Samples: 50335926001, 50335926002, 50335926003, 50335926004, 50335926005

METHOD BLANK: 3287121

Matrix: Water

Associated Lab Samples: 50335926001, 50335926002, 50335926003, 50335926004, 50335926005

Parameter	Units	Blank Result	Reporting Limit	MDL	Analyzed	Qualifiers
Antimony	ug/L	ND	1.0	0.036	01/24/23 06:10	
Arsenic	ug/L	ND	1.0	0.053	01/24/23 06:10	
Barium	ug/L	ND	1.0	0.051	01/24/23 06:10	
Beryllium	ug/L	ND	0.20	0.028	01/24/23 06:10	
Cadmium	ug/L	ND	0.20	0.0090	01/24/23 06:10	
Cobalt	ug/L	ND	1.0	0.032	01/24/23 06:10	
Lead	ug/L	ND	1.0	0.034	01/24/23 06:10	
Molybdenum	ug/L	ND	1.0	0.048	01/24/23 06:10	
Selenium	ug/L	ND	1.0	0.23	01/24/23 06:10	
Thallium	ug/L	ND	1.0	0.033	01/24/23 06:10	

LABORATORY CONTROL SAMPLE: 3287122

Parameter	Units	Spike Conc.	LCS Result	LCS % Rec	% Rec Limits	Qualifiers
Antimony	ug/L	40	42.0	105	80-120	
Arsenic	ug/L	40	38.8	97	80-120	
Barium	ug/L	40	40.7	102	80-120	
Beryllium	ug/L	40	43.2	108	80-120	
Cadmium	ug/L	40	40.2	101	80-120	
Cobalt	ug/L	40	41.1	103	80-120	
Lead	ug/L	40	40.8	102	80-120	
Molybdenum	ug/L	40	40.1	100	80-120	
Selenium	ug/L	40	40.9	102	80-120	
Thallium	ug/L	40	41.4	103	80-120	

MATRIX SPIKE & MATRIX SPIKE DUPLICATE: 3287123 3287124

Parameter	Units	50335854001 Result	MS Spike Conc.	MSD Spike Conc.	MS Result	MSD Result	MS % Rec	MSD % Rec	% Rec Limits	RPD	Max RPD	Qual
Antimony	ug/L	<0.0020 mg/L	40	40	43.1	41.8	108	104	75-125	3	20	
Arsenic	ug/L	0.039 mg/L	40	40	76.8	76.0	94	92	75-125	1	20	
Barium	ug/L	0.15 mg/L	40	40	189	187	101	94	75-125	1	20	
Beryllium	ug/L	<0.0010 mg/L	40	40	43.2	42.9	108	107	75-125	1	20	
Cadmium	ug/L	<0.00050 mg/L	40	40	39.5	38.7	99	97	75-125	2	20	

Results presented on this page are in the units indicated by the "Units" column except where an alternate unit is presented to the right of the result.

REPORT OF LABORATORY ANALYSIS

This report shall not be reproduced, except in full,
without the written consent of Pace Analytical Services, LLC.

QUALITY CONTROL DATA

Project: Harding St Ash Pond System

Pace Project No.: 50335926

MATRIX SPIKE & MATRIX SPIKE DUPLICATE: 3287123 3287124											
Parameter	Units	50335854001	MS	MSD	MS	MSD	MS	MSD	% Rec	Max	Qual
		Result	Spike Conc.	Spike Conc.	Result	Result	% Rec	% Rec	Limits	RPD	
Cobalt	ug/L	0.0027 mg/L	40	40	41.5	41.2	97	96	75-125	1	20
Lead	ug/L	<0.0030 mg/L	40	40	41.0	40.8	102	102	75-125	1	20
Molybdenum	ug/L	<0.0010 mg/L	40	40	41.4	41.1	102	102	75-125	1	20
Selenium	ug/L	<0.0020 mg/L	40	40	39.6	38.6	99	96	75-125	2	20
Thallium	ug/L	<0.0020 mg/L	40	40	42.3	42.4	106	106	75-125	0	20

Results presented on this page are in the units indicated by the "Units" column except where an alternate unit is presented to the right of the result.

REPORT OF LABORATORY ANALYSIS

This report shall not be reproduced, except in full,
without the written consent of Pace Analytical Services, LLC.

QUALITY CONTROL DATA

Project: Harding St Ash Pond System

Pace Project No.: 50335926

QC Batch: 715547

Analysis Method: SM 2320B

QC Batch Method: SM 2320B

Analysis Description: 2320B Alkalinity

Laboratory: Pace Analytical Services - Indianapolis

Associated Lab Samples: 50335926001, 50335926002, 50335926003, 50335926004, 50335926005

METHOD BLANK: 3286903

Matrix: Water

Associated Lab Samples: 50335926001, 50335926002, 50335926003, 50335926004, 50335926005

Parameter	Units	Blank Result	Reporting Limit	MDL	Analyzed	Qualifiers
Alkalinity, Total as CaCO ₃	mg/L	ND	10.0	10.0	01/20/23 20:04	
Alkalinity,Bicarbonate (CaCO ₃)	mg/L	ND	10.0	10.0	01/20/23 20:04	
Alkalinity,Carbonate (CaCO ₃)	mg/L	ND	10.0	10.0	01/20/23 20:04	

LABORATORY CONTROL SAMPLE: 3286904

Parameter	Units	Spike Conc.	LCS Result	LCS % Rec	% Rec Limits	Qualifiers
Alkalinity, Total as CaCO ₃	mg/L	50	49.7	99	90-110	

SAMPLE DUPLICATE: 3286905

Parameter	Units	50335926002 Result	Dup Result	RPD	Max RPD	Qualifiers
Alkalinity, Total as CaCO ₃	mg/L	238	240	1	20	

Results presented on this page are in the units indicated by the "Units" column except where an alternate unit is presented to the right of the result.

REPORT OF LABORATORY ANALYSIS

This report shall not be reproduced, except in full,
without the written consent of Pace Analytical Services, LLC.

QUALITY CONTROL DATA

Project: Harding St Ash Pond System

Pace Project No.: 50335926

QC Batch: 715779

Analysis Method: SM 2540C

QC Batch Method: SM 2540C

Analysis Description: 2540C Total Dissolved Solids

Laboratory: Pace Analytical Services - Indianapolis

Associated Lab Samples: 50335926001, 50335926002, 50335926003, 50335926004, 50335926005

METHOD BLANK: 3287567

Matrix: Water

Associated Lab Samples: 50335926001, 50335926002, 50335926003, 50335926004, 50335926005

Parameter	Units	Blank Result	Reporting Limit	MDL	Analyzed	Qualifiers
Total Dissolved Solids	mg/L	ND	10.0	10.0	01/23/23 17:06	

LABORATORY CONTROL SAMPLE: 3287568

Parameter	Units	Spike Conc.	LCS Result	LCS % Rec	% Rec Limits	Qualifiers
Total Dissolved Solids	mg/L	300	288	96	80-120	

SAMPLE DUPLICATE: 3287569

Parameter	Units	50335867004 Result	Dup Result	RPD	Max RPD	Qualifiers
Total Dissolved Solids	mg/L	183	186	2	10	

Results presented on this page are in the units indicated by the "Units" column except where an alternate unit is presented to the right of the result.

REPORT OF LABORATORY ANALYSIS

This report shall not be reproduced, except in full,
without the written consent of Pace Analytical Services, LLC.

QUALITY CONTROL DATA

Project: Harding St Ash Pond System

Pace Project No.: 50335926

QC Batch:	716570	Analysis Method:	SM 4500-Cl G
QC Batch Method:	SM 4500-Cl G	Analysis Description:	4500CL G Chlorine, Total Residual
		Laboratory:	Pace Analytical Services - Indianapolis

Associated Lab Samples: 50335926001, 50335926002, 50335926003, 50335926004, 50335926005

METHOD BLANK: 3290575 Matrix: Water

Associated Lab Samples: 50335926001, 50335926002, 50335926003, 50335926004, 50335926005

Parameter	Units	Blank Result	Reporting Limit	MDL	Analyzed	Qualifiers
Chlorine, Total Residual	mg/L	ND	0.10	0.034	01/30/23 11:06	H3

LABORATORY CONTROL SAMPLE: 3290576

Parameter	Units	Spike Conc.	LCS Result	LCS % Rec	% Rec Limits	Qualifiers
Chlorine, Total Residual	mg/L	1	1.0	102	90-110	H3

MATRIX SPIKE & MATRIX SPIKE DUPLICATE: 3290577 3290578

Parameter	Units	50335926001		3290577		3290578		% Rec Limits	RPD	Max RPD	Qual	
		MS Result	MSD Spike Conc.	MS Result	MSD Spike Conc.	MS Result	MSD Result					
Chlorine, Total Residual	mg/L	ND	1	1	1	1.0	1.0	103	103	90-110	0	20 H3

Results presented on this page are in the units indicated by the "Units" column except where an alternate unit is presented to the right of the result.

REPORT OF LABORATORY ANALYSIS

This report shall not be reproduced, except in full,
without the written consent of Pace Analytical Services, LLC.

QUALITY CONTROL DATA

Project: Harding St Ash Pond System

Pace Project No.: 50335926

QC Batch:	715713	Analysis Method:	SM 4500-H+B
QC Batch Method:	SM 4500-H+B	Analysis Description:	4500H+B pH
		Laboratory:	Pace Analytical Services - Indianapolis

Associated Lab Samples: 50335926001, 50335926002, 50335926003, 50335926004, 50335926005

SAMPLE DUPLICATE: 3287418

Parameter	Units	50335743001 Result	Dup Result	RPD	Max RPD	Qualifiers
pH at 25 Degrees C	Std. Units	7.6	7.6	0	2	H3

Results presented on this page are in the units indicated by the "Units" column except where an alternate unit is presented to the right of the result.

REPORT OF LABORATORY ANALYSIS

This report shall not be reproduced, except in full,
without the written consent of Pace Analytical Services, LLC.

QUALITY CONTROL DATA

Project: Harding St Ash Pond System

Pace Project No.: 50335926

QC Batch: 715651

Analysis Method: SM 4500-S2-D

QC Batch Method: SM 4500-S2-D

Analysis Description: 4500S2D Sulfide Water

Laboratory: Pace Analytical Services - Indianapolis

Associated Lab Samples: 50335926001, 50335926002, 50335926003, 50335926004, 50335926005

METHOD BLANK: 3287222

Matrix: Water

Associated Lab Samples: 50335926001, 50335926002, 50335926003, 50335926004, 50335926005

Parameter	Units	Blank Result	Reporting Limit	MDL	Analyzed	Qualifiers
Sulfide	mg/L	ND	0.10	0.025	01/23/23 09:57	

LABORATORY CONTROL SAMPLE: 3287223

Parameter	Units	Spike Conc.	LCS Result	LCS % Rec	% Rec Limits	Qualifiers
Sulfide	mg/L	0.5	0.54	108	90-110	

MATRIX SPIKE & MATRIX SPIKE DUPLICATE: 3287224 3287225

Parameter	Units	50335692001 Result	MS Spike Conc.	MSD Spike Conc.	MS Result	MSD Result	MS % Rec	MSD % Rec	% Rec Limits	RPD	Max RPD	Qual
Sulfide	mg/L	ND	0.5	0.5	0.57	0.57	111	111	90-110	0	20	M3

MATRIX SPIKE SAMPLE: 3287226

Parameter	Units	50335768001 Result	Spike Conc.	MS Result	MS % Rec	% Rec Limits	Qualifiers
Sulfide	mg/L	ND	0.5	0.58	114	90-110	M0

Results presented on this page are in the units indicated by the "Units" column except where an alternate unit is presented to the right of the result.

REPORT OF LABORATORY ANALYSIS

This report shall not be reproduced, except in full, without the written consent of Pace Analytical Services, LLC.

QUALITY CONTROL DATA

Project: Harding St Ash Pond System

Pace Project No.: 50335926

QC Batch:	715648	Analysis Method:	HACH 8146
QC Batch Method:	HACH 8146	Analysis Description:	Iron, Ferrous
		Laboratory:	Pace Analytical Services - Indianapolis

Associated Lab Samples: 50335926001, 50335926002, 50335926003, 50335926004, 50335926005

METHOD BLANK: 3287217 Matrix: Water
Associated Lab Samples: 50335926001, 50335926002, 50335926003, 50335926004, 50335926005

Parameter	Units	Blank Result	Reporting Limit	MDL	Analyzed	Qualifiers
Iron, Ferrous	mg/L	ND	0.20	0.096	01/23/23 11:24	H3,N2

LABORATORY CONTROL SAMPLE: 3287218

Parameter	Units	Spike Conc.	LCS Result	LCS % Rec	% Rec Limits	Qualifiers
Iron, Ferrous	mg/L	1	0.97	97	90-110	H3,N2

MATRIX SPIKE & MATRIX SPIKE DUPLICATE: 3287219 3287220

Parameter	Units	50335692001 Result	MS Spike Conc.	MSD Spike Conc.	MS Result	MSD Result	MS % Rec	MSD % Rec	% Rec Limits	RPD	Max RPD	Qual
Iron, Ferrous	mg/L	ND	1	1	1.4	1.5	133	141	90-110	6	20	H3,M3,N2

MATRIX SPIKE SAMPLE: 3287221

Parameter	Units	50335926001 Result	Spike Conc.	MS Result	MS % Rec	% Rec Limits	Qualifiers
Iron, Ferrous	mg/L	ND	1	1.0	101	90-110	H3,N2

Results presented on this page are in the units indicated by the "Units" column except where an alternate unit is presented to the right of the result.

REPORT OF LABORATORY ANALYSIS

This report shall not be reproduced, except in full,
without the written consent of Pace Analytical Services, LLC.

QUALITY CONTROL DATA

Project: Harding St Ash Pond System
Pace Project No.: 50335926

QC Batch: 715528 Analysis Method: EPA 353.2
QC Batch Method: EPA 353.2 Analysis Description: 353.2 Nitrate + Nitrite, Unpres.
Laboratory: Pace Analytical Services - Indianapolis

Associated Lab Samples: 50335926001, 50335926002, 50335926003, 50335926004, 50335926005

METHOD BLANK: 3286801 Matrix: Water
Associated Lab Samples: 50335926001, 50335926002, 50335926003, 50335926004, 50335926005

Parameter	Units	Blank Result	Reporting Limit	MDL	Analyzed	Qualifiers
Nitrogen, Nitrate	mg/L	ND	0.10	0.011	01/20/23 16:55	
Nitrogen, Nitrite	mg/L	ND	0.10	0.0040	01/20/23 16:55	

LABORATORY CONTROL SAMPLE: 3286802

Parameter	Units	Spike Conc.	LCS Result	LCS % Rec	% Rec Limits	Qualifiers
Nitrogen, Nitrate	mg/L	1	1.0	101	90-110	
Nitrogen, Nitrite	mg/L	1	1.1	106	90-110	

MATRIX SPIKE & MATRIX SPIKE DUPLICATE: 3286803 3286804

Parameter	Units	50335867002 Result	MS Spike Conc.	MSD Spike Conc.	MS Result	MSD Result	MS % Rec	MSD % Rec	% Rec Limits	RPD	Max RPD	Qual
Nitrogen, Nitrate	mg/L	1.3	1	1	2.3	2.3	104	105	90-110	0	20	
Nitrogen, Nitrite	mg/L	ND	1	1	1.0	1.0	103	103	90-110	0	20	

MATRIX SPIKE SAMPLE: 3286805

Parameter	Units	50335867003 Result	Spike Conc.	MS Result	MS % Rec	% Rec Limits	Qualifiers
Nitrogen, Nitrate	mg/L	0.78	1	1.8	106	90-110	
Nitrogen, Nitrite	mg/L	ND	1	1.1	106	90-110	

Results presented on this page are in the units indicated by the "Units" column except where an alternate unit is presented to the right of the result.

REPORT OF LABORATORY ANALYSIS

This report shall not be reproduced, except in full,
without the written consent of Pace Analytical Services, LLC.

QUALITY CONTROL DATA

Project: Harding St Ash Pond System

Pace Project No.: 50335926

QC Batch: 715926

Analysis Method: EPA 365.1

QC Batch Method: EPA 365.1

Analysis Description: 365.1 Total Phosphorus

Laboratory: Pace Analytical Services - Indianapolis

Associated Lab Samples: 50335926001, 50335926002, 50335926003, 50335926004, 50335926005

METHOD BLANK: 3288018

Matrix: Water

Associated Lab Samples: 50335926001, 50335926002, 50335926003, 50335926004, 50335926005

Parameter	Units	Blank Result	Reporting Limit	MDL	Analyzed	Qualifiers
Phosphate as P04	mg/L	ND	0.15	0.15	01/30/23 09:59	

LABORATORY CONTROL SAMPLE: 3288019

Parameter	Units	Spike Conc.	LCS Result	LCS % Rec	% Rec Limits	Qualifiers
Phosphate as P04	mg/L		1.5			

MATRIX SPIKE & MATRIX SPIKE DUPLICATE: 3288020 3288021

Parameter	Units	50335926001		50335926002		% Rec	% Rec	% Rec Limits	RPD	Max RPD	Qual
		MS Spike Conc.	MSD Spike Conc.	MS Result	MSD Result						
Phosphate as P04	mg/L	ND		1.4	1.4				2		

Results presented on this page are in the units indicated by the "Units" column except where an alternate unit is presented to the right of the result.

REPORT OF LABORATORY ANALYSIS

This report shall not be reproduced, except in full,
without the written consent of Pace Analytical Services, LLC.

QUALITY CONTROL DATA

Project: Harding St Ash Pond System

Pace Project No.: 50335926

QC Batch:	716202	Analysis Method:	SM 5310C
QC Batch Method:	SM 5310C	Analysis Description:	5310C Total Organic Carbon
		Laboratory:	Pace Analytical Services - Indianapolis

Associated Lab Samples: 50335926001, 50335926002, 50335926003, 50335926004, 50335926005

METHOD BLANK: 3289097 Matrix: Water
Associated Lab Samples: 50335926001, 50335926002, 50335926003, 50335926004, 50335926005

Parameter	Units	Blank Result	Reporting Limit	MDL	Analyzed	Qualifiers
Total Organic Carbon	mg/L	ND	1.0	0.14	01/27/23 15:57	

LABORATORY CONTROL SAMPLE: 3289098

Parameter	Units	Spike Conc.	LCS Result	LCS % Rec	% Rec Limits	Qualifiers
Total Organic Carbon	mg/L	10	10	100	90-110	

MATRIX SPIKE & MATRIX SPIKE DUPLICATE: 3289099 3289100

Parameter	Units	50335472001 Result	MS Spike Conc.	MSD Spike Conc.	MS Result	MSD Result	MS % Rec	MSD % Rec	% Rec Limits	RPD	Max RPD	Qual
Total Organic Carbon	mg/L	4.9	10	10	14.9	14.9	100	100	80-120	0	20	

MATRIX SPIKE SAMPLE: 3289101

Parameter	Units	50335472002 Result	Spike Conc.	MS Result	MS % Rec	% Rec Limits	Qualifiers
Total Organic Carbon	mg/L	1.1	10	11.1	100	80-120	

Results presented on this page are in the units indicated by the "Units" column except where an alternate unit is presented to the right of the result.

REPORT OF LABORATORY ANALYSIS

This report shall not be reproduced, except in full,
without the written consent of Pace Analytical Services, LLC.

QUALITY CONTROL DATA

Project: Harding St Ash Pond System

Pace Project No.: 50335926

QC Batch:	716058	Analysis Method:	SM 5310C
QC Batch Method:	SM 5310C	Analysis Description:	5310C Dissolved Organic Carbon
		Laboratory:	Pace Analytical Services - Indianapolis

Associated Lab Samples: 50335926001, 50335926002, 50335926003, 50335926004, 50335926005

METHOD BLANK: 3288637 Matrix: Water
Associated Lab Samples: 50335926001, 50335926002, 50335926003, 50335926004, 50335926005

Parameter	Units	Blank Result	Reporting Limit	MDL	Analyzed	Qualifiers
Dissolved Organic Carbon	mg/L	ND	1.0	0.14	01/25/23 15:09	

LABORATORY CONTROL SAMPLE: 3288638

Parameter	Units	Spike Conc.	LCS Result	LCS % Rec	% Rec Limits	Qualifiers
Dissolved Organic Carbon	mg/L	10	10.1	101	90-110	

MATRIX SPIKE & MATRIX SPIKE DUPLICATE: 3288639 3288640

Parameter	Units	50335692001 Result	MS Spike Conc.	MSD Spike Conc.	MS Result	MSD Result	MS % Rec	MSD % Rec	% Rec Limits	RPD	Max RPD	Qual
Dissolved Organic Carbon	mg/L	2.0	10	10	11.6	11.4	95	94	80-120	1	20	

MATRIX SPIKE SAMPLE: 3288714

Parameter	Units	50335692002 Result	Spike Conc.	MS Result	MS % Rec	% Rec Limits	Qualifiers
Dissolved Organic Carbon	mg/L	3.0	10	12.7	97	80-120	

Results presented on this page are in the units indicated by the "Units" column except where an alternate unit is presented to the right of the result.

REPORT OF LABORATORY ANALYSIS

This report shall not be reproduced, except in full,
without the written consent of Pace Analytical Services, LLC.

ANALYTICAL RESULTS - RADIOCHEMISTRY

Project: Harding St Ash Pond System

Pace Project No.: 50335926

Sample: MW-3S **Lab ID: 50335926001** Collected: 01/19/23 09:12 Received: 01/20/23 14:50 Matrix: Water
PWS: Site ID: Sample Type:

Parameters	Method	Act ± Unc (MDC) Carr Trac	Units	Analyzed	CAS No.	Qual
Pace Analytical Services - Greensburg						
Radium-226	EPA 903.1	0.137 ± 0.330 (0.638) C:NA T:94%	pCi/L	02/07/23 13:37	13982-63-3	
Pace Analytical Services - Greensburg						
Radium-228	EPA 904.0	0.495 ± 0.298 (0.542) C:90% T:89%	pCi/L	02/06/23 11:42	15262-20-1	
Pace Analytical Services - Greensburg						
Total Radium	Total Radium Calculation	0.632 ± 0.628 (1.18)	pCi/L	02/08/23 16:58	7440-14-4	

REPORT OF LABORATORY ANALYSIS

This report shall not be reproduced, except in full,
without the written consent of Pace Analytical Services, LLC.

ANALYTICAL RESULTS - RADIOCHEMISTRY

Project: Harding St Ash Pond System

Pace Project No.: 50335926

Sample: MW-3D **Lab ID: 50335926002** Collected: 01/19/23 09:55 Received: 01/20/23 14:50 Matrix: Water
PWS: Site ID: Sample Type:

Parameters	Method	Act ± Unc (MDC) Carr Trac	Units	Analyzed	CAS No.	Qual
	Pace Analytical Services - Greensburg					
Radium-226	EPA 903.1	0.281 ± 0.551 (0.990) C:NA T:97%	pCi/L	02/07/23 13:37	13982-63-3	
	Pace Analytical Services - Greensburg					
Radium-228	EPA 904.0	0.545 ± 0.321 (0.589) C:93% T:88%	pCi/L	02/06/23 11:43	15262-20-1	
	Pace Analytical Services - Greensburg					
Total Radium	Total Radium Calculation	0.826 ± 0.872 (1.58)	pCi/L	02/08/23 16:58	7440-14-4	

REPORT OF LABORATORY ANALYSIS

This report shall not be reproduced, except in full,
without the written consent of Pace Analytical Services, LLC.

ANALYTICAL RESULTS - RADIOCHEMISTRY

Project: Harding St Ash Pond System

Pace Project No.: 50335926

Sample: MW-4SR **Lab ID: 50335926003** Collected: 01/19/23 11:00 Received: 01/20/23 14:50 Matrix: Water
PWS: Site ID: Sample Type:

Parameters	Method	Act ± Unc (MDC) Carr Trac	Units	Analyzed	CAS No.	Qual
Pace Analytical Services - Greensburg						
Radium-226	EPA 903.1	0.495 ± 0.638 (1.06) C:NA T:89%	pCi/L	02/07/23 13:37	13982-63-3	
Pace Analytical Services - Greensburg						
Radium-228	EPA 904.0	0.435 ± 0.308 (0.589) C:90% T:90%	pCi/L	02/06/23 11:43	15262-20-1	
Pace Analytical Services - Greensburg						
Total Radium	Total Radium Calculation	0.930 ± 0.946 (1.65)	pCi/L	02/08/23 16:58	7440-14-4	

REPORT OF LABORATORY ANALYSIS

This report shall not be reproduced, except in full,
without the written consent of Pace Analytical Services, LLC.

ANALYTICAL RESULTS - RADIOCHEMISTRY

Project: Harding St Ash Pond System

Pace Project No.: 50335926

Sample: MW-4I **Lab ID: 50335926004** Collected: 01/19/23 12:30 Received: 01/20/23 14:50 Matrix: Water
PWS: Site ID: Sample Type:

Parameters	Method	Act ± Unc (MDC) Carr Trac	Units	Analyzed	CAS No.	Qual
Pace Analytical Services - Greensburg						
Radium-226	EPA 903.1	0.000 ± 0.628 (1.26) C:NA T:96%	pCi/L	02/07/23 13:37	13982-63-3	
Pace Analytical Services - Greensburg						
Radium-228	EPA 904.0	0.413 ± 0.292 (0.559) C:91% T:87%	pCi/L	02/06/23 11:43	15262-20-1	
Pace Analytical Services - Greensburg						
Total Radium	Total Radium Calculation	0.413 ± 0.920 (1.82)	pCi/L	02/08/23 16:58	7440-14-4	

REPORT OF LABORATORY ANALYSIS

This report shall not be reproduced, except in full,
without the written consent of Pace Analytical Services, LLC.

ANALYTICAL RESULTS - RADIOCHEMISTRY

Project: Harding St Ash Pond System

Pace Project No.: 50335926

Sample: MW-4D **Lab ID: 50335926005** Collected: 01/19/23 13:25 Received: 01/20/23 14:50 Matrix: Water
PWS: Site ID: Sample Type:

Parameters	Method	Act ± Unc (MDC) Carr Trac	Units	Analyzed	CAS No.	Qual
	Pace Analytical Services - Greensburg					
Radium-226	EPA 903.1	0.950 ± 0.687 (0.957) C:NA T:100%	pCi/L	02/07/23 13:52	13982-63-3	
	Pace Analytical Services - Greensburg					
Radium-228	EPA 904.0	0.355 ± 0.281 (0.551) C:89% T:92%	pCi/L	02/06/23 11:43	15262-20-1	
	Pace Analytical Services - Greensburg					
Total Radium	Total Radium Calculation	1.31 ± 0.968 (1.51)	pCi/L	02/08/23 16:58	7440-14-4	

REPORT OF LABORATORY ANALYSIS

This report shall not be reproduced, except in full,
without the written consent of Pace Analytical Services, LLC.

QUALITY CONTROL - RADIOCHEMISTRY

Project: Harding St Ash Pond System

Pace Project No.: 50335926

QC Batch: 563009

Analysis Method: EPA 903.1

QC Batch Method: EPA 903.1

Analysis Description: 903.1 Radium-226

Laboratory: Pace Analytical Services - Greensburg

Associated Lab Samples: 50335926001, 50335926002, 50335926003, 50335926004, 50335926005

METHOD BLANK: 2734748

Matrix: Water

Associated Lab Samples: 50335926001, 50335926002, 50335926003, 50335926004, 50335926005

Parameter	Act ± Unc (MDC) Carr Trac	Units	Analyzed	Qualifiers
Radium-226	0.248 ± 0.285 (0.168) C:NA T:83%	pCi/L	02/07/23 13:37	

Results presented on this page are in the units indicated by the "Units" column except where an alternate unit is presented to the right of the result.

REPORT OF LABORATORY ANALYSIS

This report shall not be reproduced, except in full,
without the written consent of Pace Analytical Services, LLC.

QUALITY CONTROL - RADIOCHEMISTRY

Project: Harding St Ash Pond System

Pace Project No.: 50335926

QC Batch: 563010

Analysis Method: EPA 904.0

QC Batch Method: EPA 904.0

Analysis Description: 904.0 Radium 228

Laboratory: Pace Analytical Services - Greensburg

Associated Lab Samples: 50335926001, 50335926002, 50335926003, 50335926004, 50335926005

METHOD BLANK: 2734749

Matrix: Water

Associated Lab Samples: 50335926001, 50335926002, 50335926003, 50335926004, 50335926005

Parameter	Act ± Unc (MDC) Carr Trac	Units	Analyzed	Qualifiers
Radium-228	0.488 ± 0.304 (0.562) C:93% T:83%	pCi/L	02/06/23 11:42	

Results presented on this page are in the units indicated by the "Units" column except where an alternate unit is presented to the right of the result.

REPORT OF LABORATORY ANALYSIS

This report shall not be reproduced, except in full,
without the written consent of Pace Analytical Services, LLC.

QUALIFIERS

Project: Harding St Ash Pond System

Pace Project No.: 50335926

DEFINITIONS

DF - Dilution Factor, if reported, represents the factor applied to the reported data due to dilution of the sample aliquot.

ND - Not Detected at or above adjusted reporting limit.

TNTC - Too Numerous To Count

J - Estimated concentration above the adjusted method detection limit and below the adjusted reporting limit.

MDL - Adjusted Method Detection Limit.

PQL - Practical Quantitation Limit.

RL - Reporting Limit - The lowest concentration value that meets project requirements for quantitative data with known precision and bias for a specific analyte in a specific matrix.

S - Surrogate

1,2-Diphenylhydrazine decomposes to and cannot be separated from Azobenzene using Method 8270. The result for each analyte is a combined concentration.

Consistent with EPA guidelines, unrounded data are displayed and have been used to calculate % recovery and RPD values.

LCS(D) - Laboratory Control Sample (Duplicate)

MS(D) - Matrix Spike (Duplicate)

DUP - Sample Duplicate

RPD - Relative Percent Difference

NC - Not Calculable.

SG - Silica Gel - Clean-Up

U - Indicates the compound was analyzed for, but not detected.

N-Nitrosodiphenylamine decomposes and cannot be separated from Diphenylamine using Method 8270. The result reported for each analyte is a combined concentration.

Reported results are not rounded until the final step prior to reporting. Therefore, calculated parameters that are typically reported as "Total" may vary slightly from the sum of the reported component parameters.

Act - Activity

Unc - Uncertainty: SDWA = 1.96 sigma count uncertainty, all other matrices = Expanded Uncertainty (95% confidence interval).

Gamma Spec = Expanded Uncertainty (95.4% Confidence Interval)

(MDC) - Minimum Detectable Concentration

Trac - Tracer Recovery (%)

Carr - Carrier Recovery (%)

Pace Analytical is TNI accredited. Contact your Pace PM for the current list of accredited analytes.

TNI - The NELAC Institute.

ANALYTE QUALIFIERS

H3 Sample was received or analysis requested beyond the recognized method holding time.

M0 Matrix spike recovery and/or matrix spike duplicate recovery was outside laboratory control limits.

M3 Matrix spike recovery was outside laboratory control limits due to matrix interferences.

N2 The lab does not hold NELAC/TNI accreditation for this parameter but other accreditations/certifications may apply. A complete list of accreditations/certifications is available upon request.

P6 Matrix spike recovery was outside laboratory control limits due to a parent sample concentration notably higher than the spike level.

REPORT OF LABORATORY ANALYSIS

This report shall not be reproduced, except in full,
without the written consent of Pace Analytical Services, LLC.

QUALITY CONTROL DATA CROSS REFERENCE TABLE

Project: Harding St Ash Pond System

Pace Project No.: 50335926

Lab ID	Sample ID	QC Batch Method	QC Batch	Analytical Method	Analytical Batch
50335926001	MW-3S	EPA 9056	715532		
50335926002	MW-3D	EPA 9056	715532		
50335926003	MW-4SR	EPA 9056	715532		
50335926004	MW-4I	EPA 9056	715532		
50335926005	MW-4D	EPA 9056	715532		
50335926001	MW-3S	EPA 3010	715701	EPA 6010	715939
50335926002	MW-3D	EPA 3010	715701	EPA 6010	715939
50335926003	MW-4SR	EPA 3010	715701	EPA 6010	715939
50335926004	MW-4I	EPA 3010	715701	EPA 6010	715939
50335926005	MW-4D	EPA 3010	715701	EPA 6010	715939
50335926001	MW-3S	EPA 3010	715697	EPA 6010	716411
50335926002	MW-3D	EPA 3010	715697	EPA 6010	716411
50335926003	MW-4SR	EPA 3010	715697	EPA 6010	716411
50335926004	MW-4I	EPA 3010	715697	EPA 6010	716411
50335926005	MW-4D	EPA 3010	715697	EPA 6010	716411
50335926001	MW-3S	EPA 200.2	715610	EPA 6020	715810
50335926002	MW-3D	EPA 200.2	715610	EPA 6020	715810
50335926003	MW-4SR	EPA 200.2	715610	EPA 6020	715810
50335926004	MW-4I	EPA 200.2	715610	EPA 6020	715810
50335926005	MW-4D	EPA 200.2	715610	EPA 6020	715810
50335926001	MW-3S	EPA 903.1	563009		
50335926002	MW-3D	EPA 903.1	563009		
50335926003	MW-4SR	EPA 903.1	563009		
50335926004	MW-4I	EPA 903.1	563009		
50335926005	MW-4D	EPA 903.1	563009		
50335926001	MW-3S	EPA 904.0	563010		
50335926002	MW-3D	EPA 904.0	563010		
50335926003	MW-4SR	EPA 904.0	563010		
50335926004	MW-4I	EPA 904.0	563010		
50335926005	MW-4D	EPA 904.0	563010		
50335926001	MW-3S	Total Radium Calculation	565663		
50335926002	MW-3D	Total Radium Calculation	565663		
50335926003	MW-4SR	Total Radium Calculation	565663		
50335926004	MW-4I	Total Radium Calculation	565663		
50335926005	MW-4D	Total Radium Calculation	565663		
50335926001	MW-3S	SM 2320B	715547		
50335926002	MW-3D	SM 2320B	715547		
50335926003	MW-4SR	SM 2320B	715547		
50335926004	MW-4I	SM 2320B	715547		
50335926005	MW-4D	SM 2320B	715547		
50335926001	MW-3S	SM 2540C	715779		
50335926002	MW-3D	SM 2540C	715779		
50335926003	MW-4SR	SM 2540C	715779		
50335926004	MW-4I	SM 2540C	715779		
50335926005	MW-4D	SM 2540C	715779		

REPORT OF LABORATORY ANALYSIS

This report shall not be reproduced, except in full,
without the written consent of Pace Analytical Services, LLC.

QUALITY CONTROL DATA CROSS REFERENCE TABLE

Project: Harding St Ash Pond System

Pace Project No.: 50335926

Lab ID	Sample ID	QC Batch Method	QC Batch	Analytical Method	Analytical Batch
50335926001	MW-3S	SM 4500-CI G	716570		
50335926002	MW-3D	SM 4500-CI G	716570		
50335926003	MW-4SR	SM 4500-CI G	716570		
50335926004	MW-4I	SM 4500-CI G	716570		
50335926005	MW-4D	SM 4500-CI G	716570		
50335926001	MW-3S	SM 4500-H+B	715713		
50335926002	MW-3D	SM 4500-H+B	715713		
50335926003	MW-4SR	SM 4500-H+B	715713		
50335926004	MW-4I	SM 4500-H+B	715713		
50335926005	MW-4D	SM 4500-H+B	715713		
50335926001	MW-3S	SM 4500-S2-D	715651		
50335926002	MW-3D	SM 4500-S2-D	715651		
50335926003	MW-4SR	SM 4500-S2-D	715651		
50335926004	MW-4I	SM 4500-S2-D	715651		
50335926005	MW-4D	SM 4500-S2-D	715651		
50335926001	MW-3S	HACH 8146	715648		
50335926002	MW-3D	HACH 8146	715648		
50335926003	MW-4SR	HACH 8146	715648		
50335926004	MW-4I	HACH 8146	715648		
50335926005	MW-4D	HACH 8146	715648		
50335926001	MW-3S	EPA 353.2	715528		
50335926002	MW-3D	EPA 353.2	715528		
50335926003	MW-4SR	EPA 353.2	715528		
50335926004	MW-4I	EPA 353.2	715528		
50335926005	MW-4D	EPA 353.2	715528		
50335926001	MW-3S	EPA 365.1	715926	EPA 365.1	716550
50335926002	MW-3D	EPA 365.1	715926	EPA 365.1	716550
50335926003	MW-4SR	EPA 365.1	715926	EPA 365.1	716550
50335926004	MW-4I	EPA 365.1	715926	EPA 365.1	716550
50335926005	MW-4D	EPA 365.1	715926	EPA 365.1	716550
50335926001	MW-3S	SM 5310C	716202		
50335926002	MW-3D	SM 5310C	716202		
50335926003	MW-4SR	SM 5310C	716202		
50335926004	MW-4I	SM 5310C	716202		
50335926005	MW-4D	SM 5310C	716202		
50335926001	MW-3S	SM 5310C	716058		
50335926002	MW-3D	SM 5310C	716058		
50335926003	MW-4SR	SM 5310C	716058		
50335926004	MW-4I	SM 5310C	716058		
50335926005	MW-4D	SM 5310C	716058		

REPORT OF LABORATORY ANALYSIS

This report shall not be reproduced, except in full,
without the written consent of Pace Analytical Services, LLC.



SAMPLE CONDITION UPON RECEIPT FORM

Date/Time and Initials of person examining contents: 1/20/23 14:55 JG

1. Courier: FED EX UPS CLIENT PACE USPS OTHER _____

2. Custody Seal on Cooler/Box Present: Yes No
 (If yes)Seals Intact: Yes No (leave blank if no seals were present)

3. Thermometer: **1 2 3 4 5 6 A B C D E F**
0.9/0.9 1.5/1.5

4. Cooler Temperature(s):
 (Initial/Corrected) RECORD TEMPS OF ALL COOLERS RECEIVED (use Comments below to add more)

5. Packing Material: Bubble Wrap Bubble Bags
 None Other _____

6. Ice Type: Wet Blue None

7. If temp. is over 6°C or under 0°C, was the PM notified?: Yes No
 Cooler temp should be above freezing to 6°C

All discrepancies will be written out in the comments section below.

	Yes	No		Yes	No	N/A
USDA Regulated Soils? (HI, ID, NY, WA, OR,CA, NM, TX, OK, AR, LA, TN, AL, MS, NC, SC, GA, FL, or Puerto Rico)		—	All containers needing acid/base preservation have been pH CHECKED?: Exceptions: VOA, coliform, LLHg, O&G, RAD CHEM, and any container with a septum cap or preserved with HCl.			
Short Hold Time Analysis (48 hours or less)? Analysis: Nitrate, Nitrite	—		Circle: HNO3 (<2) H2SO4 (<2) NaOH (>10) NaOH/ZnAc (>9) Any non-conformance to pH recommendations will be noted on the container count form	—		
Time 5035A TC placed in Freezer or Short Holds To Lab	Time:		Residual Chlorine Check (SVOC 625 Pest/PCB 608)	Present	Absent	N/A
Rush TAT Requested (4 days or less):		—	Residual Chlorine Check (Total/Amenable/Free Cyanide)			—
Custody Signatures Present?	—		Headspace Wisconsin Sulfide?			—
Containers Intact?:	—		Headspace in VOA Vials (>6mm): See Containter Count form for details	Present	Absent	No VOA Vials Sent
Sample Label (IDs/Dates/Times) Match COC?: Except TCs, which only require sample ID		—	Trip Blank Present?		—	
Extra labels on Terracore Vials? (soils only)		—	Trip Blank Custody Seals?:			—

COMMENTS: COC does not state collection times JG ~~1/20/20~~ 1/20/23

Sample Container Count

** Place a RED dot on containers that are out of conformance **

COC Line Item	WGUFU	MeOH (only) SBS DI R	VIALS			AMBER GLASS							PLASTIC							OTHER			Matrix	Nitric Red HNO3 <2	Sulfuric Yellow H2SO4 <2	Sodium Hydroxide Green NaOH >10	Sodium Hydroxide/ ZnAc Black NaOH/Zn Ac >9												
			DG9H	VG9H	VOA VIAL HS (>6mm)	VG9U	DG9U	VG9T	AG0U	AG1H	AG1U	AG2U	AG3S	AG3SF	AG3C	BP1U	BP1N	BP2U	BP3U	BP3N	BP3F	BP3S						BP3B	BP3Z	CG3H	CG3F	Syringe Kit							
			1								9:10		1	1			2	1	2	1	1	1							1						4	✓	✓		✓
			2								9:55		1	1			2	1	2	1	1	1							1										
3								11:00		1	1			2	1	2	1	1	1		1																		
4								12:30		1	1			2	1	2	1	1	1		1																		
5								13:25		1	1			2	1	2	1	1	1		1																		
6																																							
7																																							
8																																							
9																																							
10																																							
11																																							
12																																							

Container Codes

Glass				Plastic			
DG9H	40mL HCl amber voa vial	BG1T	1L Na Thiosulfate clear glass	BP1B	1L NaOH plastic	BP4U	125mL unpreserved plastic
DG9P	40mL TSP amber vial	BG1U	1L unpreserved glass	BP1N	1L HNO3 plastic	BP4N	125mL HNO3 plastic
DG9S	40mL H2SO4 amber vial	BG3H	250mL HCl Clear Glass	BP1S	1L H2SO4 plastic	BP4S	125mL H2SO4 plastic
DG9T	40mL Na Thio amber vial	BG3U	250mL Unpres Clear Glass	BP1U	1L unpreserved plastic	Miscellaneous	
DG9U	40mL unpreserved amber vial	AG0U	100mL unpres amber glass	BP1Z	1L NaOH, Zn, Ac		
VG9H	40mL HCl clear vial	AG1H	1L HCl amber glass	BP2N	500mL HNO3 plastic	Syringe Kit	LL Cr+6 sampling kit
VG9T	40mL Na Thio. clear vial	AG1S	1L H2SO4 amber glass	BP2C	500mL NaOH plastic	ZPLC	Ziploc Bag
VG9U	40mL unpreserved clear vial	AG1T	1L Na Thiosulfate amber glass	BP2S	500mL H2SO4 plastic	R	Terracore Kit
I	40mL w/hexane wipe vial	AG1U	1liter unpres amber glass	BP2U	500mL unpreserved plastic	SP5T	120mL Coliform Sodium Thiosulfate
WGKU	8oz unpreserved clear jar	AG2N	500mL HNO3 amber glass	BP2Z	500mL NaOH, Zn Ac	GN	General Container
WGUFU	4oz clear soil jar	AG2S	500mL H2SO4 amber glass	BP3B	250mL NaOH plastic	U	Summa Can (air sample)
JGFU	4oz unpreserved amber wide	AG2U	500mL unpres amber glass	BP3N	250mL HNO3 plastic	WT	Water
CG3H	250mL clear glass HCl	AG3S	250mL H2SO4 amber glass	BP3F	250mL HNO3 plastic-field filtered	SL	Solid Solid
CG3F	250mL clear glass HCl, Field Filter	AG3SF	250mL H2SO4 amb glass -field filtered	BP3U	250mL unpreserved plastic	OL	Oil
BG1H	1L HCl clear glass	AG3U	250mL unpres amber glass	BP3S	250mL H2SO4 plastic	NAL	Non-aqueous liquid
BG1S	1L H2SO4 clear glass	AG3C	250mL NaOH amber glass	BP3Z	250mL NaOH, ZnAc plastic	WP	Wipe

February 17, 2023

Mr. Mark Breting
ATC Group Services
7988 Centerpoint Drive
Suite 100
Indianapolis, IN 46256

RE: Project: Harding Street Ash Pond System
Pace Project No.: 50336534

Dear Mr. Breting:

Enclosed are the analytical results for sample(s) received by the laboratory on February 01, 2023. The results relate only to the samples included in this report. Results reported herein conform to the applicable TNI/NELAC Standards and the laboratory's Quality Manual, where applicable, unless otherwise noted in the body of the report.

The test results provided in this final report were generated by each of the following laboratories within the Pace Network:

- Pace Analytical Services - Indianapolis
- Pace Analytical Services - Greensburg

If you have any questions concerning this report, please feel free to contact me.

Sincerely,



Will Statz
will.statz@pacelabs.com
(317)228-3105
Project Manager

Enclosures

cc: Mr. Robert Miller, Haley & Aldrich



REPORT OF LABORATORY ANALYSIS

This report shall not be reproduced, except in full,
without the written consent of Pace Analytical Services, LLC.

CERTIFICATIONS

Project: Harding Street Ash Pond System

Pace Project No.: 50336534

Pace Analytical Services Pennsylvania

1638 Roseytown Rd Suites 2,3&4, Greensburg, PA 15601

ANAB DOD-ELAP Rad Accreditation #: L2417

Alabama Certification #: 41590

Arizona Certification #: AZ0734

Arkansas Certification

California Certification #: 04222CA

Colorado Certification #: PA01547

Connecticut Certification #: PH-0694

Delaware Certification

EPA Region 4 DW Rad

Florida/TNI Certification #: E87683

Georgia Certification #: C040

Florida: Cert E871149 SEKS WET

Guam Certification

Hawaii Certification

Idaho Certification

Illinois Certification

Indiana Certification

Iowa Certification #: 391

Kansas/TNI Certification #: E-10358

Kentucky Certification #: KY90133

KY WW Permit #: KY0098221

KY WW Permit #: KY0000221

Louisiana DHH/TNI Certification #: LA180012

Louisiana DEQ/TNI Certification #: 4086

Maine Certification #: 2017020

Maryland Certification #: 308

Massachusetts Certification #: M-PA1457

Michigan/PADEP Certification #: 9991

Missouri Certification #: 235

Montana Certification #: Cert0082

Nebraska Certification #: NE-OS-29-14

Nevada Certification #: PA014572018-1

New Hampshire/TNI Certification #: 297617

New Jersey/TNI Certification #: PA051

New Mexico Certification #: PA01457

New York/TNI Certification #: 10888

North Carolina Certification #: 42706

North Dakota Certification #: R-190

Ohio EPA Rad Approval: #41249

Oregon/TNI Certification #: PA200002-010

Pennsylvania/TNI Certification #: 65-00282

Puerto Rico Certification #: PA01457

Rhode Island Certification #: 65-00282

South Dakota Certification

Tennessee Certification #: 02867

Texas/TNI Certification #: T104704188-17-3

Utah/TNI Certification #: PA014572017-9

USDA Soil Permit #: P330-17-00091

Vermont Dept. of Health: ID# VT-0282

Virgin Island/PADEP Certification

Virginia/VELAP Certification #: 460198

Washington Certification #: C868

West Virginia DEP Certification #: 143

West Virginia DHHR Certification #: 9964C

Wisconsin Approve List for Rad

Wyoming Certification #: 8TMS-L

Pace Analytical Services Indianapolis

7726 Moller Road, Indianapolis, IN 46268

Illinois Accreditation #: 200074

Indiana Drinking Water Laboratory #: C-49-06

Kansas/TNI Certification #: E-10177

Kentucky UST Agency Interest #: 80226

Kentucky WW Laboratory ID #: 98019

Michigan Drinking Water Laboratory #9050

Ohio VAP Certified Laboratory #: CL0065

Oklahoma Laboratory #: 9204

Texas Certification #: T104704355

Wisconsin Laboratory #: 999788130

USDA Foreign Soil Permit #: 525-23-13-23119

USDA Compliance Agreement #: IN-SL-22-001

REPORT OF LABORATORY ANALYSIS

This report shall not be reproduced, except in full,
without the written consent of Pace Analytical Services, LLC.

SAMPLE SUMMARY

Project: Harding Street Ash Pond System

Pace Project No.: 50336534

Lab ID	Sample ID	Matrix	Date Collected	Date Received
50336534001	MW-9SR	Water	01/31/23 09:45	02/01/23 15:00
50336534002	MW-12D1	Water	01/31/23 11:15	02/01/23 15:00
50336534003	MW-5D	Water	01/31/23 12:40	02/01/23 15:00
50336534004	MW-2D1	Water	01/31/23 14:10	02/01/23 15:00
50336534005	MW-2IL	Water	02/01/23 09:50	02/01/23 15:00
50336534006	MW-17D	Water	02/01/23 11:10	02/01/23 15:00
50336534007	MW-17IL	Water	02/01/23 12:00	02/01/23 15:00
50336534008	MW-17I	Water	02/01/23 12:55	02/01/23 15:00
50336534009	MW-17S	Water	02/01/23 14:00	02/01/23 15:00

REPORT OF LABORATORY ANALYSIS

This report shall not be reproduced, except in full,
without the written consent of Pace Analytical Services, LLC.

SAMPLE ANALYTE COUNT

Project: Harding Street Ash Pond System

Pace Project No.: 50336534

Lab ID	Sample ID	Method	Analysts	Analytes Reported	Laboratory		
50336534001	MW-9SR	EPA 9056	RMR	3	PASI-I		
		EPA 6010	DJS	9	PASI-I		
		EPA 6010	JPK	2	PASI-I		
		EPA 6020	CAW	10	PASI-I		
		EPA 903.1	GDH	1	PASI-PA		
		EPA 904.0	VAL	1	PASI-PA		
		Total Radium Calculation	JAL	1	PASI-PA		
		SM 2320B	TAY	3	PASI-I		
		SM 2540C	AEL	1	PASI-I		
		SM 4500-CI G	BEP	1	PASI-I		
		SM 4500-H+B	BMS	1	PASI-I		
		SM 4500-S2-D	BEP	1	PASI-I		
		HACH 8146	BEP	1	PASI-I		
		EPA 353.2	OAS	2	PASI-I		
		EPA 365.1	YAM	1	PASI-I		
		SM 5310C	ATS	1	PASI-I		
		SM 5310C	ATS	1	PASI-I		
		50336534002	MW-12D1	EPA 9056	RMR	3	PASI-I
				EPA 6010	DJS	9	PASI-I
				EPA 6010	JPK	2	PASI-I
EPA 6020	CAW			10	PASI-I		
EPA 903.1	GDH			1	PASI-PA		
EPA 904.0	VAL			1	PASI-PA		
Total Radium Calculation	JAL			1	PASI-PA		
SM 2320B	TAY			3	PASI-I		
SM 2540C	AEL			1	PASI-I		
SM 4500-CI G	BEP			1	PASI-I		
SM 4500-H+B	BMS			1	PASI-I		
SM 4500-S2-D	BEP			1	PASI-I		
HACH 8146	BEP			1	PASI-I		
EPA 353.2	OAS			2	PASI-I		
EPA 365.1	YAM			1	PASI-I		
SM 5310C	ATS			1	PASI-I		
SM 5310C	ATS			1	PASI-I		
50336534003	MW-5D			EPA 9056	RMR	3	PASI-I
				EPA 6010	DJS	9	PASI-I
				EPA 6010	JPK	2	PASI-I

REPORT OF LABORATORY ANALYSIS

This report shall not be reproduced, except in full,
without the written consent of Pace Analytical Services, LLC.

SAMPLE ANALYTE COUNT

Project: Harding Street Ash Pond System

Pace Project No.: 50336534

Lab ID	Sample ID	Method	Analysts	Analytes Reported	Laboratory
50336534004	MW-2D1	EPA 6020	CAW	10	PASI-I
		EPA 903.1	GDH	1	PASI-PA
		EPA 904.0	VAL	1	PASI-PA
		Total Radium Calculation	JAL	1	PASI-PA
		SM 2320B	TAY	3	PASI-I
		SM 2540C	TRK	1	PASI-I
		SM 4500-CI G	BEP	1	PASI-I
		SM 4500-H+B	BMS	1	PASI-I
		SM 4500-S2-D	BEP	1	PASI-I
		HACH 8146	BEP	1	PASI-I
		EPA 353.2	OAS	2	PASI-I
		EPA 365.1	YAM	1	PASI-I
		SM 5310C	ATS	1	PASI-I
		SM 5310C	ATS	1	PASI-I
		EPA 9056	RMR	3	PASI-I
		EPA 6010	DJS	9	PASI-I
		EPA 6010	JPK	2	PASI-I
		EPA 6020	CAW	10	PASI-I
		EPA 903.1	GDH	1	PASI-PA
		EPA 904.0	VAL	1	PASI-PA
		Total Radium Calculation	JAL	1	PASI-PA
		SM 2320B	TAY	3	PASI-I
		SM 2540C	TRK	1	PASI-I
SM 4500-CI G	BEP	1	PASI-I		
SM 4500-H+B	BMS	1	PASI-I		
SM 4500-S2-D	BEP	1	PASI-I		
HACH 8146	BEP	1	PASI-I		
EPA 353.2	OAS	2	PASI-I		
EPA 365.1	YAM	1	PASI-I		
SM 5310C	ATS	1	PASI-I		
SM 5310C	ATS	1	PASI-I		
50336534005	MW-2IL	EPA 9056	RMR	3	PASI-I
		EPA 6010	DJS	9	PASI-I
		EPA 6010	JPK	2	PASI-I
		EPA 6020	CAW	10	PASI-I
		EPA 903.1	GDH	1	PASI-PA
		EPA 904.0	VAL	1	PASI-PA

REPORT OF LABORATORY ANALYSIS

This report shall not be reproduced, except in full,
without the written consent of Pace Analytical Services, LLC.

SAMPLE ANALYTE COUNT

Project: Harding Street Ash Pond System

Pace Project No.: 50336534

Lab ID	Sample ID	Method	Analysts	Analytes Reported	Laboratory		
50336534006	MW-17D	Total Radium Calculation	JAL	1	PASI-PA		
		SM 2320B	TAY	3	PASI-I		
		SM 2540C	TRK	1	PASI-I		
		SM 4500-CI G	BEP	1	PASI-I		
		SM 4500-H+B	BMS	1	PASI-I		
		SM 4500-S2-D	BEP	1	PASI-I		
		HACH 8146	BEP	1	PASI-I		
		EPA 353.2	OAS	2	PASI-I		
		EPA 365.1	YAM	1	PASI-I		
		SM 5310C	ATS	1	PASI-I		
		SM 5310C	ATS	1	PASI-I		
		EPA 9056	RMR	3	PASI-I		
		EPA 6010	DJS	9	PASI-I		
		EPA 6010	JPK	2	PASI-I		
		EPA 6020	CAW	10	PASI-I		
		EPA 903.1	GDH	1	PASI-PA		
		EPA 904.0	VAL	1	PASI-PA		
		50336534007	MW-17IL	Total Radium Calculation	JAL	1	PASI-PA
				SM 2320B	TAY	3	PASI-I
				SM 2540C	TRK	1	PASI-I
SM 4500-CI G	BEP			1	PASI-I		
SM 4500-H+B	BMS			1	PASI-I		
SM 4500-S2-D	BEP			1	PASI-I		
HACH 8146	BEP			1	PASI-I		
EPA 353.2	OAS			2	PASI-I		
EPA 365.1	YAM			1	PASI-I		
SM 5310C	ATS			1	PASI-I		
SM 5310C	ATS			1	PASI-I		
EPA 9056	RMR			3	PASI-I		
EPA 6010	DJS			9	PASI-I		
EPA 6010	JPK			2	PASI-I		
EPA 6020	CAW			10	PASI-I		
EPA 903.1	GDH			1	PASI-PA		
EPA 904.0	VAL			1	PASI-PA		
				Total Radium Calculation	JAL	1	PASI-PA
				SM 2320B	TAY	3	PASI-I
				SM 2540C	TRK	1	PASI-I

REPORT OF LABORATORY ANALYSIS

This report shall not be reproduced, except in full,
without the written consent of Pace Analytical Services, LLC.

SAMPLE ANALYTE COUNT

Project: Harding Street Ash Pond System

Pace Project No.: 50336534

Lab ID	Sample ID	Method	Analysts	Analytes Reported	Laboratory
50336534008	MW-17I	SM 4500-CI G	BEP	1	PASI-I
		SM 4500-H+B	BMS	1	PASI-I
		SM 4500-S2-D	BEP	1	PASI-I
		HACH 8146	BEP	1	PASI-I
		EPA 353.2	OAS	2	PASI-I
		EPA 365.1	YAM	1	PASI-I
		SM 5310C	ATS	1	PASI-I
		SM 5310C	ATS	1	PASI-I
		EPA 9056	RMR	3	PASI-I
		EPA 6010	DJS	9	PASI-I
		EPA 6010	JPK	2	PASI-I
		EPA 6020	CAW	10	PASI-I
		EPA 903.1	GDH	1	PASI-PA
		EPA 904.0	VAL	1	PASI-PA
		Total Radium Calculation	JAL	1	PASI-PA
		SM 2320B	TAY	3	PASI-I
		SM 2540C	TRK	1	PASI-I
		SM 4500-CI G	BEP	1	PASI-I
		SM 4500-H+B	BMS	1	PASI-I
		SM 4500-S2-D	BEP	1	PASI-I
50336534009	MW-17S	HACH 8146	BEP	1	PASI-I
		EPA 353.2	OAS	2	PASI-I
		EPA 365.1	YAM	1	PASI-I
		SM 5310C	ATS	1	PASI-I
		SM 5310C	ATS	1	PASI-I
		EPA 9056	RMR	3	PASI-I
		EPA 6010	DJS	9	PASI-I
		EPA 6010	JPK	2	PASI-I
		EPA 6020	CAW	10	PASI-I
		EPA 903.1	GDH	1	PASI-PA
		EPA 904.0	VAL	1	PASI-PA
		Total Radium Calculation	JAL	1	PASI-PA
		SM 2320B	TAY	3	PASI-I
		SM 2540C	TRK	1	PASI-I
		SM 4500-CI G	BEP	1	PASI-I
		SM 4500-H+B	BMS	1	PASI-I
		SM 4500-S2-D	BEP	1	PASI-I

REPORT OF LABORATORY ANALYSIS

This report shall not be reproduced, except in full,
without the written consent of Pace Analytical Services, LLC.

SAMPLE ANALYTE COUNT

Project: Harding Street Ash Pond System

Pace Project No.: 50336534

Lab ID	Sample ID	Method	Analysts	Analytes Reported	Laboratory
		HACH 8146	BEP	1	PASI-I
		EPA 353.2	OAS	2	PASI-I
		EPA 365.1	YAM	1	PASI-I
		SM 5310C	ATS	1	PASI-I
		SM 5310C	ATS	1	PASI-I

PASI-I = Pace Analytical Services - Indianapolis

PASI-PA = Pace Analytical Services - Greensburg

REPORT OF LABORATORY ANALYSIS

This report shall not be reproduced, except in full,
without the written consent of Pace Analytical Services, LLC.

SUMMARY OF DETECTION

Project: Harding Street Ash Pond System

Pace Project No.: 50336534

Lab Sample ID	Client Sample ID	Result	Units	Report Limit	Analyzed	Qualifiers
Method	Parameters					
50336534001	MW-9SR					
EPA 9056	Chloride	88.7	mg/L	2.5	02/02/23 16:50	
EPA 9056	Fluoride	0.59	mg/L	0.10	02/02/23 16:34	
EPA 9056	Sulfate	468	mg/L	25.0	02/02/23 17:06	
EPA 6010	Aluminum	214	ug/L	200	02/05/23 14:43	
EPA 6010	Boron	10500	ug/L	100	02/05/23 14:43	
EPA 6010	Calcium	174000	ug/L	1000	02/05/23 14:43	
EPA 6010	Lithium	93.6	ug/L	20.0	02/05/23 14:43	
EPA 6010	Magnesium	30400	ug/L	1000	02/05/23 14:43	
EPA 6010	Manganese	223	ug/L	10.0	02/05/23 14:43	
EPA 6010	Potassium	9930	ug/L	1000	02/05/23 14:43	
EPA 6010	Silica	12900	ug/L	450	02/05/23 14:43	N2
EPA 6010	Sodium	96200	ug/L	1000	02/05/23 14:43	
EPA 6010	Manganese, Dissolved	234	ug/L	10.0	02/07/23 02:08	
EPA 6010	Molybdenum, Dissolved	250	ug/L	10.0	02/07/23 02:08	
EPA 6020	Antimony	1.0	ug/L	1.0	02/02/23 15:33	
EPA 6020	Barium	55.6	ug/L	1.0	02/02/23 15:33	
EPA 6020	Molybdenum	238	ug/L	2.0	02/02/23 16:22	
EPA 6020	Selenium	1.2	ug/L	1.0	02/02/23 15:33	
EPA 903.1	Radium-226	0.797 ± 0.873 (1.40) C:NA T:82%	pCi/L		02/14/23 13:24	
EPA 904.0	Radium-228	0.730 ± 0.399 (0.724) C:82% T:96%	pCi/L		02/14/23 17:49	
Total Radium Calculation	Total Radium	1.53 ± 1.27 (2.12)	pCi/L		02/15/23 10:33	
SM 2320B	Alkalinity, Total as CaCO3	211	mg/L	10.0	02/02/23 13:12	
SM 2320B	Alkalinity, Bicarbonate (CaCO3)	211	mg/L	10.0	02/02/23 13:12	
SM 2540C	Total Dissolved Solids	1020	mg/L	20.0	02/02/23 08:59	
SM 4500-H+B	pH at 25 Degrees C	7.6	Std. Units	0.10	02/09/23 12:21	H3
SM 5310C	Total Organic Carbon	1.1	mg/L	1.0	02/06/23 18:12	
SM 5310C	Dissolved Organic Carbon	1.7	mg/L	1.0	02/06/23 23:52	
50336534002	MW-12D1					
EPA 9056	Chloride	182	mg/L	25.0	02/02/23 17:54	
EPA 9056	Fluoride	1.1	mg/L	0.10	02/02/23 17:22	
EPA 9056	Sulfate	522	mg/L	25.0	02/02/23 17:54	
EPA 6010	Aluminum	502	ug/L	200	02/05/23 14:59	
EPA 6010	Boron	5650	ug/L	100	02/05/23 14:59	
EPA 6010	Calcium	174000	ug/L	1000	02/05/23 14:59	
EPA 6010	Lithium	90.6	ug/L	20.0	02/05/23 14:59	
EPA 6010	Magnesium	45200	ug/L	1000	02/05/23 14:59	
EPA 6010	Manganese	402	ug/L	10.0	02/05/23 14:59	
EPA 6010	Potassium	10500	ug/L	1000	02/05/23 14:59	
EPA 6010	Silica	14200	ug/L	450	02/05/23 14:59	N2
EPA 6010	Sodium	135000	ug/L	1000	02/05/23 14:59	

REPORT OF LABORATORY ANALYSIS

This report shall not be reproduced, except in full,
without the written consent of Pace Analytical Services, LLC.

SUMMARY OF DETECTION

Project: Harding Street Ash Pond System

Pace Project No.: 50336534

Lab Sample ID	Client Sample ID	Result	Units	Report Limit	Analyzed	Qualifiers
Method	Parameters					
50336534002	MW-12D1					
EPA 6010	Manganese, Dissolved	435	ug/L	10.0	02/07/23 02:21	
EPA 6010	Molybdenum, Dissolved	162	ug/L	10.0	02/07/23 02:21	
EPA 6020	Arsenic	252	ug/L	4.0	02/02/23 15:57	
EPA 6020	Barium	67.7	ug/L	1.0	02/02/23 19:20	
EPA 6020	Molybdenum	156	ug/L	1.0	02/02/23 19:20	
EPA 903.1	Radium-226	0.0666 ± 0.392 (0.800)	pCi/L		02/14/23 13:40	
EPA 904.0	Radium-228	0.519 ± 0.349 (0.673) C:82% T:105%	pCi/L		02/14/23 17:49	
Total Radium Calculation	Total Radium	0.586 ± 0.741 (1.47)	pCi/L		02/15/23 10:33	
SM 2320B	Alkalinity, Total as CaCO3	267	mg/L	10.0	02/02/23 13:12	
SM 2320B	Alkalinity, Bicarbonate (CaCO3)	267	mg/L	10.0	02/02/23 13:12	
SM 2540C	Total Dissolved Solids	1290	mg/L	20.0	02/02/23 09:00	
SM 4500-H+B	pH at 25 Degrees C	7.6	Std. Units	0.10	02/09/23 12:21	H3
EPA 365.1	Phosphate as P04	0.30	mg/L	0.15	02/06/23 14:51	
SM 5310C	Total Organic Carbon	6.1	mg/L	1.0	02/06/23 18:24	
SM 5310C	Dissolved Organic Carbon	5.1	mg/L	1.0	02/07/23 00:56	
50336534003	MW-5D					
EPA 9056	Chloride	170	mg/L	25.0	02/02/23 19:14	
EPA 9056	Fluoride	1.2	mg/L	0.10	02/02/23 18:42	
EPA 9056	Sulfate	412	mg/L	25.0	02/02/23 19:14	
EPA 6010	Aluminum	986	ug/L	200	02/05/23 15:03	
EPA 6010	Boron	4660	ug/L	100	02/05/23 15:03	
EPA 6010	Calcium	164000	ug/L	1000	02/05/23 15:03	
EPA 6010	Lithium	66.6	ug/L	20.0	02/05/23 15:03	
EPA 6010	Magnesium	42600	ug/L	1000	02/05/23 15:03	
EPA 6010	Manganese	175	ug/L	10.0	02/05/23 15:03	
EPA 6010	Potassium	10100	ug/L	1000	02/05/23 15:03	
EPA 6010	Silica	16100	ug/L	450	02/05/23 15:03	N2
EPA 6010	Sodium	124000	ug/L	1000	02/05/23 15:03	
EPA 6010	Manganese, Dissolved	194	ug/L	10.0	02/07/23 02:24	
EPA 6010	Molybdenum, Dissolved	130	ug/L	10.0	02/07/23 02:24	
EPA 6020	Arsenic	210	ug/L	5.0	02/02/23 16:44	
EPA 6020	Barium	35.6	ug/L	1.0	02/02/23 18:52	
EPA 6020	Molybdenum	128	ug/L	1.0	02/02/23 18:52	
EPA 903.1	Radium-226	0.0731 ± 0.430 (0.878)	pCi/L		02/14/23 13:40	
		C:NA T:95%				

REPORT OF LABORATORY ANALYSIS

This report shall not be reproduced, except in full,
without the written consent of Pace Analytical Services, LLC.

SUMMARY OF DETECTION

Project: Harding Street Ash Pond System

Pace Project No.: 50336534

Lab Sample ID Method	Client Sample ID Parameters	Result	Units	Report Limit	Analyzed	Qualifiers
50336534003	MW-5D					
EPA 904.0	Radium-228	0.396 ± 0.339 (0.684) C:77% T:103%	pCi/L		02/14/23 17:49	
Total Radium Calculation	Total Radium	0.469 ± 0.769 (1.56)	pCi/L		02/15/23 10:33	
SM 2320B	Alkalinity, Total as CaCO3	313	mg/L	10.0	02/02/23 13:12	
SM 2320B	Alkalinity,Bicarbonate (CaCO3)	313	mg/L	10.0	02/02/23 13:12	
SM 2540C	Total Dissolved Solids	1150	mg/L	20.0	02/02/23 11:49	
SM 4500-H+B	pH at 25 Degrees C	7.7	Std. Units	0.10	02/09/23 12:22	H3
EPA 365.1	Phosphate as P04	0.51	mg/L	0.15	02/06/23 14:52	
50336534004	MW-2D1					
EPA 9056	Chloride	73.3	mg/L	2.5	02/02/23 19:46	
EPA 9056	Fluoride	0.39	mg/L	0.10	02/02/23 19:30	
EPA 9056	Sulfate	224	mg/L	2.5	02/02/23 19:46	
EPA 6010	Boron	317	ug/L	100	02/05/23 15:16	
EPA 6010	Calcium	134000	ug/L	1000	02/05/23 15:16	
EPA 6010	Magnesium	43200	ug/L	1000	02/05/23 15:16	
EPA 6010	Manganese	194	ug/L	10.0	02/05/23 15:16	
EPA 6010	Potassium	2790	ug/L	1000	02/05/23 15:16	
EPA 6010	Silica	16200	ug/L	450	02/05/23 15:16	N2
EPA 6010	Sodium	27400	ug/L	1000	02/05/23 15:16	
EPA 6010	Manganese, Dissolved	225	ug/L	10.0	02/07/23 02:27	
EPA 6020	Arsenic	6.4	ug/L	1.0	02/02/23 19:24	
EPA 6020	Barium	429	ug/L	4.0	02/02/23 16:01	
EPA 6020	Molybdenum	6.3	ug/L	1.0	02/02/23 19:24	
EPA 903.1	Radium-226	4.90 ± 1.43 (1.04) C:NA T:91%	pCi/L		02/14/23 13:40	
EPA 904.0	Radium-228	1.02 ± 0.431 (0.708) C:79% T:104%	pCi/L		02/14/23 17:49	
Total Radium Calculation	Total Radium	5.92 ± 1.86 (1.75)	pCi/L		02/15/23 10:33	
SM 2320B	Alkalinity, Total as CaCO3	411	mg/L	10.0	02/02/23 13:12	
SM 2320B	Alkalinity,Bicarbonate (CaCO3)	411	mg/L	10.0	02/02/23 13:12	
SM 2540C	Total Dissolved Solids	768	mg/L	20.0	02/02/23 11:50	
SM 4500-H+B	pH at 25 Degrees C	7.6	Std. Units	0.10	02/09/23 12:23	H3
EPA 365.1	Phosphate as P04	1.4	mg/L	0.15	02/06/23 14:54	
SM 5310C	Total Organic Carbon	5.0	mg/L	1.0	02/06/23 18:48	
SM 5310C	Dissolved Organic Carbon	4.8	mg/L	1.0	02/07/23 01:24	
50336534005	MW-2IL					
EPA 9056	Chloride	32.6	mg/L	2.5	02/02/23 20:34	
EPA 9056	Fluoride	0.35	mg/L	0.10	02/02/23 20:18	
EPA 9056	Sulfate	30.5	mg/L	2.5	02/02/23 20:34	

REPORT OF LABORATORY ANALYSIS

This report shall not be reproduced, except in full,
without the written consent of Pace Analytical Services, LLC.

SUMMARY OF DETECTION

Project: Harding Street Ash Pond System

Pace Project No.: 50336534

Lab Sample ID	Client Sample ID	Result	Units	Report Limit	Analyzed	Qualifiers
Method	Parameters					
50336534005	MW-2IL					
EPA 6010	Boron	179	ug/L	100	02/05/23 15:19	
EPA 6010	Calcium	71000	ug/L	1000	02/05/23 15:19	
EPA 6010	Magnesium	25300	ug/L	1000	02/05/23 15:19	
EPA 6010	Manganese	278	ug/L	10.0	02/05/23 15:19	
EPA 6010	Potassium	2300	ug/L	1000	02/05/23 15:19	
EPA 6010	Silica	18200	ug/L	450	02/05/23 15:19	N2
EPA 6010	Sodium	29200	ug/L	1000	02/05/23 15:19	
EPA 6010	Manganese, Dissolved	294	ug/L	10.0	02/07/23 02:35	
EPA 6020	Arsenic	2.3	ug/L	1.0	02/02/23 19:36	
EPA 6020	Barium	388	ug/L	4.0	02/02/23 16:28	
EPA 6020	Molybdenum	10.8	ug/L	1.0	02/02/23 19:36	
EPA 903.1	Radium-226	1.00 ± 0.640 (0.804)	pCi/L		02/14/23 13:40	
EPA 904.0	Radium-228	C:NA T:92% 0.706 ± 0.397 (0.731)	pCi/L		02/14/23 17:49	
		C:81% T:100%				
Total Radium Calculation	Total Radium	1.71 ± 1.04 (1.54)	pCi/L		02/15/23 10:33	
SM 2320B	Alkalinity, Total as CaCO3	350	mg/L	10.0	02/02/23 13:12	
SM 2320B	Alkalinity, Bicarbonate (CaCO3)	350	mg/L	10.0	02/02/23 13:12	
SM 2540C	Total Dissolved Solids	432	mg/L	10.0	02/02/23 11:53	
SM 4500-H+B	pH at 25 Degrees C	7.6	Std. Units	0.10	02/09/23 12:25	H3
EPA 365.1	Phosphate as P04	0.42	mg/L	0.15	02/06/23 14:54	
SM 5310C	Total Organic Carbon	4.2	mg/L	1.0	02/06/23 18:58	
SM 5310C	Dissolved Organic Carbon	4.6	mg/L	1.0	02/07/23 01:40	
50336534006	MW-17D					
EPA 9056	Chloride	140	mg/L	25.0	02/03/23 13:34	
EPA 9056	Fluoride	0.26	mg/L	0.10	02/02/23 21:38	
EPA 9056	Sulfate	95.2	mg/L	2.5	02/02/23 21:54	
EPA 6010	Aluminum	302	ug/L	200	02/05/23 15:23	
EPA 6010	Boron	207	ug/L	100	02/05/23 15:23	
EPA 6010	Calcium	88200	ug/L	1000	02/05/23 15:23	
EPA 6010	Magnesium	23100	ug/L	1000	02/05/23 15:23	
EPA 6010	Manganese	318	ug/L	10.0	02/05/23 15:23	
EPA 6010	Potassium	6260	ug/L	1000	02/05/23 15:23	
EPA 6010	Silica	11300	ug/L	450	02/05/23 15:23	N2
EPA 6010	Sodium	88600	ug/L	1000	02/05/23 15:23	
EPA 6010	Manganese, Dissolved	342	ug/L	10.0	02/07/23 02:37	
EPA 6020	Arsenic	3.8	ug/L	1.0	02/02/23 15:41	
EPA 6020	Barium	223	ug/L	2.0	02/02/23 16:40	
EPA 6020	Molybdenum	6.6	ug/L	1.0	02/02/23 15:41	
EPA 903.1	Radium-226	1.94 ± 0.882 (0.897)	pCi/L		02/14/23 13:40	
		C:NA T:88%				

REPORT OF LABORATORY ANALYSIS

This report shall not be reproduced, except in full,
without the written consent of Pace Analytical Services, LLC.

SUMMARY OF DETECTION

Project: Harding Street Ash Pond System

Pace Project No.: 50336534

Lab Sample ID	Client Sample ID	Result	Units	Report Limit	Analyzed	Qualifiers
Method	Parameters					
50336534006	MW-17D					
EPA 904.0	Radium-228	0.698 ± 0.334 (0.571) C:84% T:111%	pCi/L		02/14/23 17:50	
Total Radium Calculation	Total Radium	2.64 ± 1.22 (1.47)	pCi/L		02/15/23 10:33	
SM 2320B	Alkalinity, Total as CaCO3	279	mg/L	10.0	02/02/23 13:12	
SM 2320B	Alkalinity,Bicarbonate (CaCO3)	279	mg/L	10.0	02/02/23 13:12	
SM 2540C	Total Dissolved Solids	647	mg/L	10.0	02/02/23 11:54	
SM 4500-H+B	pH at 25 Degrees C	7.4	Std. Units	0.10	02/09/23 12:26	H3
HACH 8146	Iron, Ferrous	0.37	mg/L	0.20	02/09/23 09:48	H3,N2
EPA 365.1	Phosphate as P04	0.31	mg/L	0.15	02/06/23 14:55	
SM 5310C	Total Organic Carbon	2.2	mg/L	1.0	02/06/23 19:10	
SM 5310C	Dissolved Organic Carbon	2.1	mg/L	1.0	02/07/23 01:52	
50336534007	MW-17IL					
EPA 9056	Chloride	139	mg/L	25.0	02/02/23 22:42	
EPA 9056	Fluoride	0.28	mg/L	0.10	02/02/23 22:10	
EPA 9056	Sulfate	92.5	mg/L	2.5	02/02/23 22:26	
EPA 6010	Boron	200	ug/L	100	02/05/23 15:26	
EPA 6010	Calcium	83800	ug/L	1000	02/05/23 15:26	
EPA 6010	Magnesium	21700	ug/L	1000	02/05/23 15:26	
EPA 6010	Manganese	254	ug/L	10.0	02/05/23 15:26	
EPA 6010	Potassium	6330	ug/L	1000	02/05/23 15:26	
EPA 6010	Silica	10400	ug/L	450	02/05/23 15:26	N2
EPA 6010	Sodium	87900	ug/L	1000	02/05/23 15:26	
EPA 6010	Manganese, Dissolved	296	ug/L	10.0	02/07/23 02:40	
EPA 6020	Arsenic	3.4	ug/L	1.0	02/02/23 19:32	
EPA 6020	Barium	240	ug/L	2.0	02/02/23 16:18	
EPA 6020	Molybdenum	6.7	ug/L	1.0	02/02/23 19:32	
EPA 903.1	Radium-226	0.881 ± 0.692 (0.962) C:NA T:84%	pCi/L		02/14/23 13:40	
EPA 904.0	Radium-228	0.815 ± 0.385 (0.658) C:78% T:106%	pCi/L		02/14/23 17:50	
Total Radium Calculation	Total Radium	1.70 ± 1.08 (1.62)	pCi/L		02/15/23 10:33	
SM 2320B	Alkalinity, Total as CaCO3	279	mg/L	10.0	02/02/23 13:12	
SM 2320B	Alkalinity,Bicarbonate (CaCO3)	279	mg/L	10.0	02/02/23 13:12	
SM 2540C	Total Dissolved Solids	649	mg/L	10.0	02/02/23 11:54	
SM 4500-H+B	pH at 25 Degrees C	7.5	Std. Units	0.10	02/09/23 12:27	H3
SM 5310C	Total Organic Carbon	2.2	mg/L	1.0	02/06/23 19:22	
SM 5310C	Dissolved Organic Carbon	2.2	mg/L	1.0	02/07/23 02:09	
50336534008	MW-17I					
EPA 9056	Chloride	106	mg/L	25.0	02/03/23 13:49	

REPORT OF LABORATORY ANALYSIS

This report shall not be reproduced, except in full,
without the written consent of Pace Analytical Services, LLC.

SUMMARY OF DETECTION

Project: Harding Street Ash Pond System

Pace Project No.: 50336534

Lab Sample ID	Client Sample ID	Result	Units	Report Limit	Analyzed	Qualifiers
Method	Parameters					
50336534008	MW-17I					
EPA 9056	Fluoride	0.31	mg/L	0.10	02/02/23 22:58	
EPA 9056	Sulfate	86.3	mg/L	2.5	02/02/23 23:13	
EPA 6010	Boron	151	ug/L	100	02/05/23 15:29	
EPA 6010	Calcium	74100	ug/L	1000	02/05/23 15:29	
EPA 6010	Magnesium	20400	ug/L	1000	02/05/23 15:29	
EPA 6010	Manganese	241	ug/L	10.0	02/05/23 15:29	
EPA 6010	Potassium	5400	ug/L	1000	02/05/23 15:29	
EPA 6010	Silica	9410	ug/L	450	02/05/23 15:29	N2
EPA 6010	Sodium	69600	ug/L	1000	02/05/23 15:29	
EPA 6010	Manganese, Dissolved	296	ug/L	10.0	02/07/23 02:43	
EPA 6020	Arsenic	3.9	ug/L	1.0	02/02/23 19:28	
EPA 6020	Barium	166	ug/L	1.0	02/02/23 19:28	
EPA 6020	Molybdenum	7.8	ug/L	1.0	02/02/23 19:28	
EPA 903.1	Radium-226	0.882 ± 0.741 (1.10) C:NA T:86%	pCi/L		02/14/23 13:40	
EPA 904.0	Radium-228	0.687 ± 0.390 (0.722) C:80% T:107%	pCi/L		02/14/23 17:50	
Total Radium Calculation	Total Radium	1.57 ± 1.13 (1.82)	pCi/L		02/15/23 10:33	
SM 2320B	Alkalinity, Total as CaCO3	257	mg/L	10.0	02/02/23 13:12	
SM 2320B	Alkalinity, Bicarbonate (CaCO3)	257	mg/L	10.0	02/02/23 13:12	
SM 2540C	Total Dissolved Solids	563	mg/L	10.0	02/02/23 11:54	
SM 4500-H+B	pH at 25 Degrees C	7.5	Std. Units	0.10	02/09/23 12:28	H3
SM 5310C	Total Organic Carbon	2.1	mg/L	1.0	02/06/23 19:34	
SM 5310C	Dissolved Organic Carbon	2.0	mg/L	1.0	02/07/23 02:20	
50336534009	MW-17S					
EPA 9056	Chloride	52.8	mg/L	2.5	02/02/23 23:43	
EPA 9056	Fluoride	0.35	mg/L	0.10	02/02/23 23:28	
EPA 9056	Sulfate	43.6	mg/L	2.5	02/02/23 23:43	
EPA 6010	Aluminum	243	ug/L	200	02/05/23 15:33	
EPA 6010	Boron	278	ug/L	100	02/05/23 15:33	
EPA 6010	Calcium	54600	ug/L	1000	02/05/23 15:33	
EPA 6010	Magnesium	11600	ug/L	1000	02/05/23 15:33	
EPA 6010	Manganese	14.7	ug/L	10.0	02/05/23 15:33	
EPA 6010	Potassium	2510	ug/L	1000	02/05/23 15:33	
EPA 6010	Silica	8990	ug/L	450	02/05/23 15:33	N2
EPA 6010	Sodium	32100	ug/L	1000	02/05/23 15:33	
EPA 6020	Barium	45.3	ug/L	1.0	02/02/23 15:45	
EPA 6020	Molybdenum	4.3	ug/L	1.0	02/02/23 15:45	
EPA 6020	Selenium	2.1	ug/L	1.0	02/02/23 15:45	
EPA 903.1	Radium-226	-0.135 ± 0.495 (1.07) C:NA T:97%	pCi/L		02/14/23 16:02	

REPORT OF LABORATORY ANALYSIS

This report shall not be reproduced, except in full,
without the written consent of Pace Analytical Services, LLC.

SUMMARY OF DETECTION

Project: Harding Street Ash Pond System

Pace Project No.: 50336534

Lab Sample ID Method	Client Sample ID Parameters	Result	Units	Report Limit	Analyzed	Qualifiers
50336534009	MW-17S					
EPA 904.0	Radium-228	0.501 ± 0.337 (0.640) C:88% T:83%	pCi/L		02/15/23 12:57	
Total Radium Calculation	Total Radium	0.501 ± 0.832 (1.71)	pCi/L		02/16/23 13:51	
SM 2320B	Alkalinity, Total as CaCO ₃	163	mg/L	10.0	02/02/23 13:12	
SM 2320B	Alkalinity, Bicarbonate (CaCO ₃)	163	mg/L	10.0	02/02/23 13:12	
SM 2540C	Total Dissolved Solids	320	mg/L	10.0	02/02/23 11:55	
SM 4500-H+B	pH at 25 Degrees C	7.8	Std. Units	0.10	02/09/23 12:29	H3
EPA 353.2	Nitrogen, Nitrate	1.7	mg/L	0.10	02/01/23 19:47	
SM 5310C	Total Organic Carbon	1.4	mg/L	1.0	02/06/23 20:08	
SM 5310C	Dissolved Organic Carbon	1.3	mg/L	1.0	02/07/23 02:35	

REPORT OF LABORATORY ANALYSIS

This report shall not be reproduced, except in full,
without the written consent of Pace Analytical Services, LLC.

ANALYTICAL RESULTS

Project: Harding Street Ash Pond System

Pace Project No.: 50336534

Sample: MW-9SR		Lab ID: 50336534001		Collected: 01/31/23 09:45		Received: 02/01/23 15:00		Matrix: Water	
Parameters	Results	Units	Report Limit	MDL	DF	Prepared	Analyzed	CAS No.	Qual
9056 IC Anions									
Analytical Method: EPA 9056									
Pace Analytical Services - Indianapolis									
Chloride	88.7	mg/L	2.5	0.67	10		02/02/23 16:50	16887-00-6	
Fluoride	0.59	mg/L	0.10	0.017	1		02/02/23 16:34	16984-48-8	
Sulfate	468	mg/L	25.0	8.5	100		02/02/23 17:06	14808-79-8	
6010 MET ICP									
Analytical Method: EPA 6010 Preparation Method: EPA 3010									
Pace Analytical Services - Indianapolis									
Aluminum	214	ug/L	200	54.4	1	02/03/23 15:43	02/05/23 14:43	7429-90-5	
Boron	10500	ug/L	100	61.4	1	02/03/23 15:43	02/05/23 14:43	7440-42-8	
Calcium	174000	ug/L	1000	88.4	1	02/03/23 15:43	02/05/23 14:43	7440-70-2	
Lithium	93.6	ug/L	20.0	6.2	1	02/03/23 15:43	02/05/23 14:43	7439-93-2	
Magnesium	30400	ug/L	1000	43.0	1	02/03/23 15:43	02/05/23 14:43	7439-95-4	
Manganese	223	ug/L	10.0	5.4	1	02/03/23 15:43	02/05/23 14:43	7439-96-5	
Potassium	9930	ug/L	1000	200	1	02/03/23 15:43	02/05/23 14:43	7440-09-7	
Silica	12900	ug/L	450		1	02/03/23 15:43	02/05/23 14:43	7631-86-9	N2
Sodium	96200	ug/L	1000	284	1	02/03/23 15:43	02/05/23 14:43	7440-23-5	
6010 MET ICP, Dissolved									
Analytical Method: EPA 6010 Preparation Method: EPA 3010									
Pace Analytical Services - Indianapolis									
Manganese, Dissolved	234	ug/L	10.0	2.5	1	02/06/23 08:17	02/07/23 02:08	7439-96-5	
Molybdenum, Dissolved	250	ug/L	10.0	3.7	1	02/06/23 08:17	02/07/23 02:08	7439-98-7	
6020 MET ICPMS									
Analytical Method: EPA 6020 Preparation Method: EPA 200.2									
Pace Analytical Services - Indianapolis									
Antimony	1.0	ug/L	1.0	0.13	1	02/02/23 07:22	02/02/23 15:33	7440-36-0	
Arsenic	ND	ug/L	1.0	0.10	1	02/02/23 07:22	02/02/23 15:33	7440-38-2	
Barium	55.6	ug/L	1.0	0.14	1	02/02/23 07:22	02/02/23 15:33	7440-39-3	
Beryllium	ND	ug/L	0.20	0.026	1	02/02/23 07:22	02/02/23 15:33	7440-41-7	
Cadmium	ND	ug/L	0.20	0.054	1	02/02/23 07:22	02/02/23 15:33	7440-43-9	
Cobalt	ND	ug/L	1.0	0.082	1	02/02/23 07:22	02/02/23 15:33	7440-48-4	
Lead	ND	ug/L	1.0	0.080	1	02/02/23 07:22	02/02/23 15:33	7439-92-1	
Molybdenum	238	ug/L	2.0	0.14	2	02/02/23 07:22	02/02/23 16:22	7439-98-7	
Selenium	1.2	ug/L	1.0	0.44	1	02/02/23 07:22	02/02/23 15:33	7782-49-2	
Thallium	ND	ug/L	1.0	0.072	1	02/02/23 07:22	02/02/23 15:33	7440-28-0	
2320B Alkalinity									
Analytical Method: SM 2320B									
Pace Analytical Services - Indianapolis									
Alkalinity, Total as CaCO3	211	mg/L	10.0	10.0	1		02/02/23 13:12		
Alkalinity,Bicarbonate (CaCO3)	211	mg/L	10.0	10.0	1		02/02/23 13:12		
Alkalinity,Carbonate (CaCO3)	ND	mg/L	10.0	10.0	1		02/02/23 13:12		
2540C Total Dissolved Solids									
Analytical Method: SM 2540C									
Pace Analytical Services - Indianapolis									
Total Dissolved Solids	1020	mg/L	20.0	20.0	1		02/02/23 08:59		

REPORT OF LABORATORY ANALYSIS

This report shall not be reproduced, except in full,
without the written consent of Pace Analytical Services, LLC.

ANALYTICAL RESULTS

Project: Harding Street Ash Pond System

Pace Project No.: 50336534

Sample: MW-9SR		Lab ID: 50336534001		Collected: 01/31/23 09:45	Received: 02/01/23 15:00	Matrix: Water				
Parameters	Results	Units	Report Limit	MDL	DF	Prepared	Analyzed	CAS No.	Qual	
4500CL G Chlorine, Residual		Analytical Method: SM 4500-Cl G Pace Analytical Services - Indianapolis								
Chlorine, Total Residual	ND	mg/L	0.10	0.034	1		02/03/23 11:05	7782-50-5	H3	
4500H+ pH, Electrometric		Analytical Method: SM 4500-H+B Pace Analytical Services - Indianapolis								
pH at 25 Degrees C	7.6	Std. Units	0.10	0.10	1		02/09/23 12:21		H3	
4500S2D Sulfide Water		Analytical Method: SM 4500-S2-D Pace Analytical Services - Indianapolis								
Sulfide	ND	mg/L	0.10	0.025	1		02/02/23 10:24	18496-25-8		
Iron, Ferrous		Analytical Method: HACH 8146 Pace Analytical Services - Indianapolis								
Iron, Ferrous	ND	mg/L	0.20	0.035	1		02/09/23 09:47	15438-31-0	H3,N2	
353.2 Nitrogen, NO2/NO3 unpres		Analytical Method: EPA 353.2 Pace Analytical Services - Indianapolis								
Nitrogen, Nitrate	ND	mg/L	0.10	0.011	1		02/01/23 19:09	14797-55-8		
Nitrogen, Nitrite	ND	mg/L	0.10	0.0040	1		02/01/23 19:09	14797-65-0		
365.1 Total Phosphorus		Analytical Method: EPA 365.1 Preparation Method: EPA 365.1 Pace Analytical Services - Indianapolis								
Phosphate as P04	ND	mg/L	0.15	0.15	1	02/03/23 09:30	02/06/23 14:50			
5310C TOC		Analytical Method: SM 5310C Pace Analytical Services - Indianapolis								
Total Organic Carbon	1.1	mg/L	1.0	0.24	1		02/06/23 18:12	7440-44-0		
5310C Dissolved Organic Carbon		Analytical Method: SM 5310C Pace Analytical Services - Indianapolis								
Dissolved Organic Carbon	1.7	mg/L	1.0	0.24	1		02/06/23 23:52			

REPORT OF LABORATORY ANALYSIS

This report shall not be reproduced, except in full,
without the written consent of Pace Analytical Services, LLC.

ANALYTICAL RESULTS

Project: Harding Street Ash Pond System

Pace Project No.: 50336534

Sample: MW-12D1		Lab ID: 50336534002		Collected: 01/31/23 11:15		Received: 02/01/23 15:00		Matrix: Water	
Parameters	Results	Units	Report Limit	MDL	DF	Prepared	Analyzed	CAS No.	Qual
9056 IC Anions									
Analytical Method: EPA 9056									
Pace Analytical Services - Indianapolis									
Chloride	182	mg/L	25.0	6.7	100		02/02/23 17:54	16887-00-6	
Fluoride	1.1	mg/L	0.10	0.017	1		02/02/23 17:22	16984-48-8	
Sulfate	522	mg/L	25.0	8.5	100		02/02/23 17:54	14808-79-8	
6010 MET ICP									
Analytical Method: EPA 6010 Preparation Method: EPA 3010									
Pace Analytical Services - Indianapolis									
Aluminum	502	ug/L	200	54.4	1	02/03/23 15:43	02/05/23 14:59	7429-90-5	
Boron	5650	ug/L	100	61.4	1	02/03/23 15:43	02/05/23 14:59	7440-42-8	
Calcium	174000	ug/L	1000	88.4	1	02/03/23 15:43	02/05/23 14:59	7440-70-2	
Lithium	90.6	ug/L	20.0	6.2	1	02/03/23 15:43	02/05/23 14:59	7439-93-2	
Magnesium	45200	ug/L	1000	43.0	1	02/03/23 15:43	02/05/23 14:59	7439-95-4	
Manganese	402	ug/L	10.0	5.4	1	02/03/23 15:43	02/05/23 14:59	7439-96-5	
Potassium	10500	ug/L	1000	200	1	02/03/23 15:43	02/05/23 14:59	7440-09-7	
Silica	14200	ug/L	450		1	02/03/23 15:43	02/05/23 14:59	7631-86-9	N2
Sodium	135000	ug/L	1000	284	1	02/03/23 15:43	02/05/23 14:59	7440-23-5	
6010 MET ICP, Dissolved									
Analytical Method: EPA 6010 Preparation Method: EPA 3010									
Pace Analytical Services - Indianapolis									
Manganese, Dissolved	435	ug/L	10.0	2.5	1	02/06/23 08:17	02/07/23 02:21	7439-96-5	
Molybdenum, Dissolved	162	ug/L	10.0	3.7	1	02/06/23 08:17	02/07/23 02:21	7439-98-7	
6020 MET ICPMS									
Analytical Method: EPA 6020 Preparation Method: EPA 200.2									
Pace Analytical Services - Indianapolis									
Antimony	ND	ug/L	1.0	0.13	1	02/02/23 07:22	02/02/23 19:20	7440-36-0	
Arsenic	252	ug/L	4.0	0.40	4	02/02/23 07:22	02/02/23 15:57	7440-38-2	
Barium	67.7	ug/L	1.0	0.14	1	02/02/23 07:22	02/02/23 19:20	7440-39-3	
Beryllium	ND	ug/L	0.20	0.026	1	02/02/23 07:22	02/02/23 19:20	7440-41-7	
Cadmium	ND	ug/L	0.20	0.054	1	02/02/23 07:22	02/02/23 19:20	7440-43-9	
Cobalt	ND	ug/L	1.0	0.082	1	02/02/23 07:22	02/02/23 19:20	7440-48-4	
Lead	ND	ug/L	1.0	0.080	1	02/02/23 07:22	02/02/23 19:20	7439-92-1	
Molybdenum	156	ug/L	1.0	0.072	1	02/02/23 07:22	02/02/23 19:20	7439-98-7	
Selenium	ND	ug/L	1.0	0.44	1	02/02/23 07:22	02/02/23 19:20	7782-49-2	
Thallium	ND	ug/L	1.0	0.072	1	02/02/23 07:22	02/02/23 19:20	7440-28-0	
2320B Alkalinity									
Analytical Method: SM 2320B									
Pace Analytical Services - Indianapolis									
Alkalinity, Total as CaCO3	267	mg/L	10.0	10.0	1		02/02/23 13:12		
Alkalinity,Bicarbonate (CaCO3)	267	mg/L	10.0	10.0	1		02/02/23 13:12		
Alkalinity,Carbonate (CaCO3)	ND	mg/L	10.0	10.0	1		02/02/23 13:12		
2540C Total Dissolved Solids									
Analytical Method: SM 2540C									
Pace Analytical Services - Indianapolis									
Total Dissolved Solids	1290	mg/L	20.0	20.0	1		02/02/23 09:00		

REPORT OF LABORATORY ANALYSIS

This report shall not be reproduced, except in full,
without the written consent of Pace Analytical Services, LLC.

ANALYTICAL RESULTS

Project: Harding Street Ash Pond System

Pace Project No.: 50336534

Sample: MW-12D1		Lab ID: 50336534002		Collected: 01/31/23 11:15		Received: 02/01/23 15:00		Matrix: Water	
Parameters	Results	Units	Report Limit	MDL	DF	Prepared	Analyzed	CAS No.	Qual
4500CL G Chlorine, Residual									
Analytical Method: SM 4500-Cl G									
Pace Analytical Services - Indianapolis									
Chlorine, Total Residual	ND	mg/L	0.10	0.034	1		02/03/23 11:05	7782-50-5	H3
4500H+ pH, Electrometric									
Analytical Method: SM 4500-H+B									
Pace Analytical Services - Indianapolis									
pH at 25 Degrees C	7.6	Std. Units	0.10	0.10	1		02/09/23 12:21		H3
4500S2D Sulfide Water									
Analytical Method: SM 4500-S2-D									
Pace Analytical Services - Indianapolis									
Sulfide	ND	mg/L	0.10	0.025	1		02/02/23 10:24	18496-25-8	
Iron, Ferrous									
Analytical Method: HACH 8146									
Pace Analytical Services - Indianapolis									
Iron, Ferrous	ND	mg/L	0.20	0.035	1		02/09/23 09:47	15438-31-0	H3,N2
353.2 Nitrogen, NO2/NO3 unpres									
Analytical Method: EPA 353.2									
Pace Analytical Services - Indianapolis									
Nitrogen, Nitrate	ND	mg/L	0.10	0.011	1		02/01/23 19:17	14797-55-8	
Nitrogen, Nitrite	ND	mg/L	0.10	0.0040	1		02/01/23 19:17	14797-65-0	
365.1 Total Phosphorus									
Analytical Method: EPA 365.1 Preparation Method: EPA 365.1									
Pace Analytical Services - Indianapolis									
Phosphate as P04	0.30	mg/L	0.15	0.15	1	02/03/23 09:30	02/06/23 14:51		
5310C TOC									
Analytical Method: SM 5310C									
Pace Analytical Services - Indianapolis									
Total Organic Carbon	6.1	mg/L	1.0	0.24	1		02/06/23 18:24	7440-44-0	
5310C Dissolved Organic Carbon									
Analytical Method: SM 5310C									
Pace Analytical Services - Indianapolis									
Dissolved Organic Carbon	5.1	mg/L	1.0	0.24	1		02/07/23 00:56		

REPORT OF LABORATORY ANALYSIS

This report shall not be reproduced, except in full,
without the written consent of Pace Analytical Services, LLC.

ANALYTICAL RESULTS

Project: Harding Street Ash Pond System

Pace Project No.: 50336534

Sample: MW-5D		Lab ID: 50336534003		Collected: 01/31/23 12:40		Received: 02/01/23 15:00		Matrix: Water	
Parameters	Results	Units	Report Limit	MDL	DF	Prepared	Analyzed	CAS No.	Qual
9056 IC Anions									
Analytical Method: EPA 9056									
Pace Analytical Services - Indianapolis									
Chloride	170	mg/L	25.0	6.7	100		02/02/23 19:14	16887-00-6	
Fluoride	1.2	mg/L	0.10	0.017	1		02/02/23 18:42	16984-48-8	
Sulfate	412	mg/L	25.0	8.5	100		02/02/23 19:14	14808-79-8	
6010 MET ICP									
Analytical Method: EPA 6010 Preparation Method: EPA 3010									
Pace Analytical Services - Indianapolis									
Aluminum	986	ug/L	200	54.4	1	02/03/23 15:43	02/05/23 15:03	7429-90-5	
Boron	4660	ug/L	100	61.4	1	02/03/23 15:43	02/05/23 15:03	7440-42-8	
Calcium	164000	ug/L	1000	88.4	1	02/03/23 15:43	02/05/23 15:03	7440-70-2	
Lithium	66.6	ug/L	20.0	6.2	1	02/03/23 15:43	02/05/23 15:03	7439-93-2	
Magnesium	42600	ug/L	1000	43.0	1	02/03/23 15:43	02/05/23 15:03	7439-95-4	
Manganese	175	ug/L	10.0	5.4	1	02/03/23 15:43	02/05/23 15:03	7439-96-5	
Potassium	10100	ug/L	1000	200	1	02/03/23 15:43	02/05/23 15:03	7440-09-7	
Silica	16100	ug/L	450		1	02/03/23 15:43	02/05/23 15:03	7631-86-9	N2
Sodium	124000	ug/L	1000	284	1	02/03/23 15:43	02/05/23 15:03	7440-23-5	
6010 MET ICP, Dissolved									
Analytical Method: EPA 6010 Preparation Method: EPA 3010									
Pace Analytical Services - Indianapolis									
Manganese, Dissolved	194	ug/L	10.0	2.5	1	02/06/23 08:17	02/07/23 02:24	7439-96-5	
Molybdenum, Dissolved	130	ug/L	10.0	3.7	1	02/06/23 08:17	02/07/23 02:24	7439-98-7	
6020 MET ICPMS									
Analytical Method: EPA 6020 Preparation Method: EPA 200.2									
Pace Analytical Services - Indianapolis									
Antimony	ND	ug/L	1.0	0.13	1	02/02/23 07:22	02/02/23 18:52	7440-36-0	
Arsenic	210	ug/L	5.0	0.50	5	02/02/23 07:22	02/02/23 16:44	7440-38-2	
Barium	35.6	ug/L	1.0	0.14	1	02/02/23 07:22	02/02/23 18:52	7440-39-3	
Beryllium	ND	ug/L	0.20	0.026	1	02/02/23 07:22	02/02/23 18:52	7440-41-7	
Cadmium	ND	ug/L	0.20	0.054	1	02/02/23 07:22	02/02/23 18:52	7440-43-9	
Cobalt	ND	ug/L	1.0	0.082	1	02/02/23 07:22	02/02/23 18:52	7440-48-4	
Lead	ND	ug/L	1.0	0.080	1	02/02/23 07:22	02/02/23 18:52	7439-92-1	
Molybdenum	128	ug/L	1.0	0.072	1	02/02/23 07:22	02/02/23 18:52	7439-98-7	
Selenium	ND	ug/L	1.0	0.44	1	02/02/23 07:22	02/02/23 18:52	7782-49-2	
Thallium	ND	ug/L	1.0	0.072	1	02/02/23 07:22	02/02/23 18:52	7440-28-0	
2320B Alkalinity									
Analytical Method: SM 2320B									
Pace Analytical Services - Indianapolis									
Alkalinity, Total as CaCO3	313	mg/L	10.0	10.0	1		02/02/23 13:12		
Alkalinity, Bicarbonate (CaCO3)	313	mg/L	10.0	10.0	1		02/02/23 13:12		
Alkalinity, Carbonate (CaCO3)	ND	mg/L	10.0	10.0	1		02/02/23 13:12		
2540C Total Dissolved Solids									
Analytical Method: SM 2540C									
Pace Analytical Services - Indianapolis									
Total Dissolved Solids	1150	mg/L	20.0	20.0	1		02/02/23 11:49		

REPORT OF LABORATORY ANALYSIS

This report shall not be reproduced, except in full,
without the written consent of Pace Analytical Services, LLC.

ANALYTICAL RESULTS

Project: Harding Street Ash Pond System

Pace Project No.: 50336534

Sample: MW-5D		Lab ID: 50336534003		Collected: 01/31/23 12:40	Received: 02/01/23 15:00	Matrix: Water				
Parameters	Results	Units	Report Limit	MDL	DF	Prepared	Analyzed	CAS No.	Qual	
4500CL G Chlorine, Residual		Analytical Method: SM 4500-Cl G Pace Analytical Services - Indianapolis								
Chlorine, Total Residual	ND	mg/L	0.10	0.034	1		02/03/23 11:06	7782-50-5	H3	
4500H+ pH, Electrometric		Analytical Method: SM 4500-H+B Pace Analytical Services - Indianapolis								
pH at 25 Degrees C	7.7	Std. Units	0.10	0.10	1		02/09/23 12:22		H3	
4500S2D Sulfide Water		Analytical Method: SM 4500-S2-D Pace Analytical Services - Indianapolis								
Sulfide	ND	mg/L	0.10	0.025	1		02/02/23 10:24	18496-25-8		
Iron, Ferrous		Analytical Method: HACH 8146 Pace Analytical Services - Indianapolis								
Iron, Ferrous	ND	mg/L	0.20	0.035	1		02/09/23 09:47	15438-31-0	H3,N2	
353.2 Nitrogen, NO2/NO3 unpres		Analytical Method: EPA 353.2 Pace Analytical Services - Indianapolis								
Nitrogen, Nitrate	ND	mg/L	0.10	0.011	1		02/01/23 19:26	14797-55-8		
Nitrogen, Nitrite	ND	mg/L	0.10	0.0040	1		02/01/23 19:26	14797-65-0		
365.1 Total Phosphorus		Analytical Method: EPA 365.1 Preparation Method: EPA 365.1 Pace Analytical Services - Indianapolis								
Phosphate as P04	0.51	mg/L	0.15	0.15	1	02/03/23 09:30	02/06/23 14:52			
5310C TOC		Analytical Method: SM 5310C Pace Analytical Services - Indianapolis								
Total Organic Carbon	ND	mg/L	4.0	0.94	4		02/07/23 08:13	7440-44-0	D3	
5310C Dissolved Organic Carbon		Analytical Method: SM 5310C Pace Analytical Services - Indianapolis								
Dissolved Organic Carbon	ND	mg/L	4.0	0.94	4		02/07/23 08:23		D3	

REPORT OF LABORATORY ANALYSIS

This report shall not be reproduced, except in full,
without the written consent of Pace Analytical Services, LLC.

ANALYTICAL RESULTS

Project: Harding Street Ash Pond System

Pace Project No.: 50336534

Sample: MW-2D1		Lab ID: 50336534004		Collected: 01/31/23 14:10		Received: 02/01/23 15:00		Matrix: Water	
Parameters	Results	Units	Report Limit	MDL	DF	Prepared	Analyzed	CAS No.	Qual
9056 IC Anions									
Analytical Method: EPA 9056									
Pace Analytical Services - Indianapolis									
Chloride	73.3	mg/L	2.5	0.67	10		02/02/23 19:46	16887-00-6	
Fluoride	0.39	mg/L	0.10	0.017	1		02/02/23 19:30	16984-48-8	
Sulfate	224	mg/L	2.5	0.85	10		02/02/23 19:46	14808-79-8	
6010 MET ICP									
Analytical Method: EPA 6010 Preparation Method: EPA 3010									
Pace Analytical Services - Indianapolis									
Aluminum	ND	ug/L	200	54.4	1	02/03/23 15:43	02/05/23 15:16	7429-90-5	
Boron	317	ug/L	100	61.4	1	02/03/23 15:43	02/05/23 15:16	7440-42-8	
Calcium	134000	ug/L	1000	88.4	1	02/03/23 15:43	02/05/23 15:16	7440-70-2	
Lithium	ND	ug/L	20.0	6.2	1	02/03/23 15:43	02/05/23 15:16	7439-93-2	
Magnesium	43200	ug/L	1000	43.0	1	02/03/23 15:43	02/05/23 15:16	7439-95-4	
Manganese	194	ug/L	10.0	5.4	1	02/03/23 15:43	02/05/23 15:16	7439-96-5	
Potassium	2790	ug/L	1000	200	1	02/03/23 15:43	02/05/23 15:16	7440-09-7	
Silica	16200	ug/L	450		1	02/03/23 15:43	02/05/23 15:16	7631-86-9	N2
Sodium	27400	ug/L	1000	284	1	02/03/23 15:43	02/05/23 15:16	7440-23-5	
6010 MET ICP, Dissolved									
Analytical Method: EPA 6010 Preparation Method: EPA 3010									
Pace Analytical Services - Indianapolis									
Manganese, Dissolved	225	ug/L	10.0	2.5	1	02/06/23 08:17	02/07/23 02:27	7439-96-5	
Molybdenum, Dissolved	ND	ug/L	10.0	3.7	1	02/06/23 08:17	02/07/23 02:27	7439-98-7	
6020 MET ICPMS									
Analytical Method: EPA 6020 Preparation Method: EPA 200.2									
Pace Analytical Services - Indianapolis									
Antimony	ND	ug/L	1.0	0.13	1	02/02/23 07:22	02/02/23 19:24	7440-36-0	
Arsenic	6.4	ug/L	1.0	0.10	1	02/02/23 07:22	02/02/23 19:24	7440-38-2	
Barium	429	ug/L	4.0	0.56	4	02/02/23 07:22	02/02/23 16:01	7440-39-3	
Beryllium	ND	ug/L	0.20	0.026	1	02/02/23 07:22	02/02/23 19:24	7440-41-7	
Cadmium	ND	ug/L	0.20	0.054	1	02/02/23 07:22	02/02/23 19:24	7440-43-9	
Cobalt	ND	ug/L	1.0	0.082	1	02/02/23 07:22	02/02/23 19:24	7440-48-4	
Lead	ND	ug/L	1.0	0.080	1	02/02/23 07:22	02/02/23 19:24	7439-92-1	
Molybdenum	6.3	ug/L	1.0	0.072	1	02/02/23 07:22	02/02/23 19:24	7439-98-7	
Selenium	ND	ug/L	1.0	0.44	1	02/02/23 07:22	02/02/23 19:24	7782-49-2	
Thallium	ND	ug/L	1.0	0.072	1	02/02/23 07:22	02/02/23 19:24	7440-28-0	
2320B Alkalinity									
Analytical Method: SM 2320B									
Pace Analytical Services - Indianapolis									
Alkalinity, Total as CaCO3	411	mg/L	10.0	10.0	1		02/02/23 13:12		
Alkalinity,Bicarbonate (CaCO3)	411	mg/L	10.0	10.0	1		02/02/23 13:12		
Alkalinity,Carbonate (CaCO3)	ND	mg/L	10.0	10.0	1		02/02/23 13:12		
2540C Total Dissolved Solids									
Analytical Method: SM 2540C									
Pace Analytical Services - Indianapolis									
Total Dissolved Solids	768	mg/L	20.0	20.0	1		02/02/23 11:50		

REPORT OF LABORATORY ANALYSIS

This report shall not be reproduced, except in full,
without the written consent of Pace Analytical Services, LLC.

ANALYTICAL RESULTS

Project: Harding Street Ash Pond System

Pace Project No.: 50336534

Sample: MW-2D1		Lab ID: 50336534004		Collected: 01/31/23 14:10	Received: 02/01/23 15:00	Matrix: Water				
Parameters	Results	Units	Report Limit	MDL	DF	Prepared	Analyzed	CAS No.	Qual	
4500CL G Chlorine, Residual		Analytical Method: SM 4500-Cl G Pace Analytical Services - Indianapolis								
Chlorine, Total Residual	ND	mg/L	0.10	0.034	1		02/03/23 11:06	7782-50-5	H3	
4500H+ pH, Electrometric		Analytical Method: SM 4500-H+B Pace Analytical Services - Indianapolis								
pH at 25 Degrees C	7.6	Std. Units	0.10	0.10	1		02/09/23 12:23		H3	
4500S2D Sulfide Water		Analytical Method: SM 4500-S2-D Pace Analytical Services - Indianapolis								
Sulfide	ND	mg/L	0.10	0.025	1		02/02/23 10:24	18496-25-8		
Iron, Ferrous		Analytical Method: HACH 8146 Pace Analytical Services - Indianapolis								
Iron, Ferrous	ND	mg/L	0.20	0.035	1		02/09/23 09:47	15438-31-0	H3,N2	
353.2 Nitrogen, NO2/NO3 unpres		Analytical Method: EPA 353.2 Pace Analytical Services - Indianapolis								
Nitrogen, Nitrate	ND	mg/L	0.10	0.011	1		02/01/23 19:30	14797-55-8		
Nitrogen, Nitrite	ND	mg/L	0.10	0.0040	1		02/01/23 19:30	14797-65-0		
365.1 Total Phosphorus		Analytical Method: EPA 365.1 Preparation Method: EPA 365.1 Pace Analytical Services - Indianapolis								
Phosphate as P04	1.4	mg/L	0.15	0.15	1	02/03/23 09:30	02/06/23 14:54			
5310C TOC		Analytical Method: SM 5310C Pace Analytical Services - Indianapolis								
Total Organic Carbon	5.0	mg/L	1.0	0.24	1		02/06/23 18:48	7440-44-0		
5310C Dissolved Organic Carbon		Analytical Method: SM 5310C Pace Analytical Services - Indianapolis								
Dissolved Organic Carbon	4.8	mg/L	1.0	0.24	1		02/07/23 01:24			

REPORT OF LABORATORY ANALYSIS

This report shall not be reproduced, except in full,
without the written consent of Pace Analytical Services, LLC.

ANALYTICAL RESULTS

Project: Harding Street Ash Pond System

Pace Project No.: 50336534

Sample: MW-2IL		Lab ID: 50336534005		Collected: 02/01/23 09:50		Received: 02/01/23 15:00		Matrix: Water	
Parameters	Results	Units	Report Limit	MDL	DF	Prepared	Analyzed	CAS No.	Qual
9056 IC Anions									
Analytical Method: EPA 9056									
Pace Analytical Services - Indianapolis									
Chloride	32.6	mg/L	2.5	0.67	10		02/02/23 20:34	16887-00-6	
Fluoride	0.35	mg/L	0.10	0.017	1		02/02/23 20:18	16984-48-8	
Sulfate	30.5	mg/L	2.5	0.85	10		02/02/23 20:34	14808-79-8	
6010 MET ICP									
Analytical Method: EPA 6010 Preparation Method: EPA 3010									
Pace Analytical Services - Indianapolis									
Aluminum	ND	ug/L	200	54.4	1	02/03/23 15:43	02/05/23 15:19	7429-90-5	
Boron	179	ug/L	100	61.4	1	02/03/23 15:43	02/05/23 15:19	7440-42-8	
Calcium	71000	ug/L	1000	88.4	1	02/03/23 15:43	02/05/23 15:19	7440-70-2	
Lithium	ND	ug/L	20.0	6.2	1	02/03/23 15:43	02/05/23 15:19	7439-93-2	
Magnesium	25300	ug/L	1000	43.0	1	02/03/23 15:43	02/05/23 15:19	7439-95-4	
Manganese	278	ug/L	10.0	5.4	1	02/03/23 15:43	02/05/23 15:19	7439-96-5	
Potassium	2300	ug/L	1000	200	1	02/03/23 15:43	02/05/23 15:19	7440-09-7	
Silica	18200	ug/L	450		1	02/03/23 15:43	02/05/23 15:19	7631-86-9	N2
Sodium	29200	ug/L	1000	284	1	02/03/23 15:43	02/05/23 15:19	7440-23-5	
6010 MET ICP, Dissolved									
Analytical Method: EPA 6010 Preparation Method: EPA 3010									
Pace Analytical Services - Indianapolis									
Manganese, Dissolved	294	ug/L	10.0	2.5	1	02/06/23 08:17	02/07/23 02:35	7439-96-5	
Molybdenum, Dissolved	ND	ug/L	10.0	3.7	1	02/06/23 08:17	02/07/23 02:35	7439-98-7	
6020 MET ICPMS									
Analytical Method: EPA 6020 Preparation Method: EPA 200.2									
Pace Analytical Services - Indianapolis									
Antimony	ND	ug/L	1.0	0.13	1	02/02/23 07:22	02/02/23 19:36	7440-36-0	
Arsenic	2.3	ug/L	1.0	0.10	1	02/02/23 07:22	02/02/23 19:36	7440-38-2	
Barium	388	ug/L	4.0	0.56	4	02/02/23 07:22	02/02/23 16:28	7440-39-3	
Beryllium	ND	ug/L	0.20	0.026	1	02/02/23 07:22	02/02/23 19:36	7440-41-7	
Cadmium	ND	ug/L	0.20	0.054	1	02/02/23 07:22	02/02/23 19:36	7440-43-9	
Cobalt	ND	ug/L	1.0	0.082	1	02/02/23 07:22	02/02/23 19:36	7440-48-4	
Lead	ND	ug/L	1.0	0.080	1	02/02/23 07:22	02/02/23 19:36	7439-92-1	
Molybdenum	10.8	ug/L	1.0	0.072	1	02/02/23 07:22	02/02/23 19:36	7439-98-7	
Selenium	ND	ug/L	1.0	0.44	1	02/02/23 07:22	02/02/23 19:36	7782-49-2	
Thallium	ND	ug/L	1.0	0.072	1	02/02/23 07:22	02/02/23 19:36	7440-28-0	
2320B Alkalinity									
Analytical Method: SM 2320B									
Pace Analytical Services - Indianapolis									
Alkalinity, Total as CaCO3	350	mg/L	10.0	10.0	1		02/02/23 13:12		
Alkalinity,Bicarbonate (CaCO3)	350	mg/L	10.0	10.0	1		02/02/23 13:12		
Alkalinity,Carbonate (CaCO3)	ND	mg/L	10.0	10.0	1		02/02/23 13:12		
2540C Total Dissolved Solids									
Analytical Method: SM 2540C									
Pace Analytical Services - Indianapolis									
Total Dissolved Solids	432	mg/L	10.0	10.0	1		02/02/23 11:53		

REPORT OF LABORATORY ANALYSIS

This report shall not be reproduced, except in full,
without the written consent of Pace Analytical Services, LLC.

ANALYTICAL RESULTS

Project: Harding Street Ash Pond System

Pace Project No.: 50336534

Sample: MW-2IL		Lab ID: 50336534005		Collected: 02/01/23 09:50	Received: 02/01/23 15:00	Matrix: Water				
Parameters	Results	Units	Report Limit	MDL	DF	Prepared	Analyzed	CAS No.	Qual	
4500CL G Chlorine, Residual		Analytical Method: SM 4500-Cl G Pace Analytical Services - Indianapolis								
Chlorine, Total Residual	ND	mg/L	0.10	0.034	1		02/03/23 11:08	7782-50-5	H3	
4500H+ pH, Electrometric		Analytical Method: SM 4500-H+B Pace Analytical Services - Indianapolis								
pH at 25 Degrees C	7.6	Std. Units	0.10	0.10	1		02/09/23 12:25		H3	
4500S2D Sulfide Water		Analytical Method: SM 4500-S2-D Pace Analytical Services - Indianapolis								
Sulfide	ND	mg/L	0.10	0.025	1		02/02/23 10:24	18496-25-8		
Iron, Ferrous		Analytical Method: HACH 8146 Pace Analytical Services - Indianapolis								
Iron, Ferrous	ND	mg/L	0.20	0.035	1		02/09/23 09:48	15438-31-0	H3,N2	
353.2 Nitrogen, NO2/NO3 unpres		Analytical Method: EPA 353.2 Pace Analytical Services - Indianapolis								
Nitrogen, Nitrate	ND	mg/L	0.10	0.011	1		02/01/23 19:35	14797-55-8		
Nitrogen, Nitrite	ND	mg/L	0.10	0.0040	1		02/01/23 19:35	14797-65-0		
365.1 Total Phosphorus		Analytical Method: EPA 365.1 Preparation Method: EPA 365.1 Pace Analytical Services - Indianapolis								
Phosphate as P04	0.42	mg/L	0.15	0.15	1	02/03/23 09:30	02/06/23 14:54			
5310C TOC		Analytical Method: SM 5310C Pace Analytical Services - Indianapolis								
Total Organic Carbon	4.2	mg/L	1.0	0.24	1		02/06/23 18:58	7440-44-0		
5310C Dissolved Organic Carbon		Analytical Method: SM 5310C Pace Analytical Services - Indianapolis								
Dissolved Organic Carbon	4.6	mg/L	1.0	0.24	1		02/07/23 01:40			

REPORT OF LABORATORY ANALYSIS

This report shall not be reproduced, except in full,
without the written consent of Pace Analytical Services, LLC.

ANALYTICAL RESULTS

Project: Harding Street Ash Pond System

Pace Project No.: 50336534

Sample: MW-17D		Lab ID: 50336534006		Collected: 02/01/23 11:10		Received: 02/01/23 15:00		Matrix: Water	
Parameters	Results	Units	Report Limit	MDL	DF	Prepared	Analyzed	CAS No.	Qual
9056 IC Anions									
Analytical Method: EPA 9056									
Pace Analytical Services - Indianapolis									
Chloride	140	mg/L	25.0	6.7	100		02/03/23 13:34	16887-00-6	
Fluoride	0.26	mg/L	0.10	0.017	1		02/02/23 21:38	16984-48-8	
Sulfate	95.2	mg/L	2.5	0.85	10		02/02/23 21:54	14808-79-8	
6010 MET ICP									
Analytical Method: EPA 6010 Preparation Method: EPA 3010									
Pace Analytical Services - Indianapolis									
Aluminum	302	ug/L	200	54.4	1	02/03/23 15:43	02/05/23 15:23	7429-90-5	
Boron	207	ug/L	100	61.4	1	02/03/23 15:43	02/05/23 15:23	7440-42-8	
Calcium	88200	ug/L	1000	88.4	1	02/03/23 15:43	02/05/23 15:23	7440-70-2	
Lithium	ND	ug/L	20.0	6.2	1	02/03/23 15:43	02/05/23 15:23	7439-93-2	
Magnesium	23100	ug/L	1000	43.0	1	02/03/23 15:43	02/05/23 15:23	7439-95-4	
Manganese	318	ug/L	10.0	5.4	1	02/03/23 15:43	02/05/23 15:23	7439-96-5	
Potassium	6260	ug/L	1000	200	1	02/03/23 15:43	02/05/23 15:23	7440-09-7	
Silica	11300	ug/L	450		1	02/03/23 15:43	02/05/23 15:23	7631-86-9	N2
Sodium	88600	ug/L	1000	284	1	02/03/23 15:43	02/05/23 15:23	7440-23-5	
6010 MET ICP, Dissolved									
Analytical Method: EPA 6010 Preparation Method: EPA 3010									
Pace Analytical Services - Indianapolis									
Manganese, Dissolved	342	ug/L	10.0	2.5	1	02/06/23 08:17	02/07/23 02:37	7439-96-5	
Molybdenum, Dissolved	ND	ug/L	10.0	3.7	1	02/06/23 08:17	02/07/23 02:37	7439-98-7	
6020 MET ICPMS									
Analytical Method: EPA 6020 Preparation Method: EPA 200.2									
Pace Analytical Services - Indianapolis									
Antimony	ND	ug/L	1.0	0.13	1	02/02/23 07:22	02/02/23 15:41	7440-36-0	
Arsenic	3.8	ug/L	1.0	0.10	1	02/02/23 07:22	02/02/23 15:41	7440-38-2	
Barium	223	ug/L	2.0	0.28	2	02/02/23 07:22	02/02/23 16:40	7440-39-3	
Beryllium	ND	ug/L	0.20	0.026	1	02/02/23 07:22	02/02/23 15:41	7440-41-7	
Cadmium	ND	ug/L	0.20	0.054	1	02/02/23 07:22	02/02/23 15:41	7440-43-9	
Cobalt	ND	ug/L	1.0	0.082	1	02/02/23 07:22	02/02/23 15:41	7440-48-4	
Lead	ND	ug/L	1.0	0.080	1	02/02/23 07:22	02/02/23 15:41	7439-92-1	
Molybdenum	6.6	ug/L	1.0	0.072	1	02/02/23 07:22	02/02/23 15:41	7439-98-7	
Selenium	ND	ug/L	1.0	0.44	1	02/02/23 07:22	02/02/23 15:41	7782-49-2	
Thallium	ND	ug/L	1.0	0.072	1	02/02/23 07:22	02/02/23 15:41	7440-28-0	
2320B Alkalinity									
Analytical Method: SM 2320B									
Pace Analytical Services - Indianapolis									
Alkalinity, Total as CaCO3	279	mg/L	10.0	10.0	1		02/02/23 13:12		
Alkalinity,Bicarbonate (CaCO3)	279	mg/L	10.0	10.0	1		02/02/23 13:12		
Alkalinity,Carbonate (CaCO3)	ND	mg/L	10.0	10.0	1		02/02/23 13:12		
2540C Total Dissolved Solids									
Analytical Method: SM 2540C									
Pace Analytical Services - Indianapolis									
Total Dissolved Solids	647	mg/L	10.0	10.0	1		02/02/23 11:54		

REPORT OF LABORATORY ANALYSIS

This report shall not be reproduced, except in full,
without the written consent of Pace Analytical Services, LLC.

ANALYTICAL RESULTS

Project: Harding Street Ash Pond System

Pace Project No.: 50336534

Sample: MW-17D		Lab ID: 50336534006		Collected: 02/01/23 11:10	Received: 02/01/23 15:00	Matrix: Water				
Parameters	Results	Units	Report Limit	MDL	DF	Prepared	Analyzed	CAS No.	Qual	
4500CL G Chlorine, Residual		Analytical Method: SM 4500-Cl G Pace Analytical Services - Indianapolis								
Chlorine, Total Residual	ND	mg/L	0.10	0.034	1		02/03/23 11:09	7782-50-5	H3	
4500H+ pH, Electrometric		Analytical Method: SM 4500-H+B Pace Analytical Services - Indianapolis								
pH at 25 Degrees C	7.4	Std. Units	0.10	0.10	1		02/09/23 12:26		H3	
4500S2D Sulfide Water		Analytical Method: SM 4500-S2-D Pace Analytical Services - Indianapolis								
Sulfide	ND	mg/L	0.10	0.025	1		02/02/23 10:24	18496-25-8		
Iron, Ferrous		Analytical Method: HACH 8146 Pace Analytical Services - Indianapolis								
Iron, Ferrous	0.37	mg/L	0.20	0.035	1		02/09/23 09:48	15438-31-0	H3,N2	
353.2 Nitrogen, NO2/NO3 unpres		Analytical Method: EPA 353.2 Pace Analytical Services - Indianapolis								
Nitrogen, Nitrate	ND	mg/L	0.10	0.011	1		02/01/23 19:37	14797-55-8		
Nitrogen, Nitrite	ND	mg/L	0.10	0.0040	1		02/01/23 19:37	14797-65-0		
365.1 Total Phosphorus		Analytical Method: EPA 365.1 Preparation Method: EPA 365.1 Pace Analytical Services - Indianapolis								
Phosphate as P04	0.31	mg/L	0.15	0.15	1	02/03/23 09:30	02/06/23 14:55			
5310C TOC		Analytical Method: SM 5310C Pace Analytical Services - Indianapolis								
Total Organic Carbon	2.2	mg/L	1.0	0.24	1		02/06/23 19:10	7440-44-0		
5310C Dissolved Organic Carbon		Analytical Method: SM 5310C Pace Analytical Services - Indianapolis								
Dissolved Organic Carbon	2.1	mg/L	1.0	0.24	1		02/07/23 01:52			

REPORT OF LABORATORY ANALYSIS

This report shall not be reproduced, except in full,
without the written consent of Pace Analytical Services, LLC.

ANALYTICAL RESULTS

Project: Harding Street Ash Pond System

Pace Project No.: 50336534

Sample: MW-17IL		Lab ID: 50336534007		Collected: 02/01/23 12:00		Received: 02/01/23 15:00		Matrix: Water	
Parameters	Results	Units	Report Limit	MDL	DF	Prepared	Analyzed	CAS No.	Qual
9056 IC Anions									
Analytical Method: EPA 9056									
Pace Analytical Services - Indianapolis									
Chloride	139	mg/L	25.0	6.7	100		02/02/23 22:42	16887-00-6	
Fluoride	0.28	mg/L	0.10	0.017	1		02/02/23 22:10	16984-48-8	
Sulfate	92.5	mg/L	2.5	0.85	10		02/02/23 22:26	14808-79-8	
6010 MET ICP									
Analytical Method: EPA 6010 Preparation Method: EPA 3010									
Pace Analytical Services - Indianapolis									
Aluminum	ND	ug/L	200	54.4	1	02/03/23 15:43	02/05/23 15:26	7429-90-5	
Boron	200	ug/L	100	61.4	1	02/03/23 15:43	02/05/23 15:26	7440-42-8	
Calcium	83800	ug/L	1000	88.4	1	02/03/23 15:43	02/05/23 15:26	7440-70-2	
Lithium	ND	ug/L	20.0	6.2	1	02/03/23 15:43	02/05/23 15:26	7439-93-2	
Magnesium	21700	ug/L	1000	43.0	1	02/03/23 15:43	02/05/23 15:26	7439-95-4	
Manganese	254	ug/L	10.0	5.4	1	02/03/23 15:43	02/05/23 15:26	7439-96-5	
Potassium	6330	ug/L	1000	200	1	02/03/23 15:43	02/05/23 15:26	7440-09-7	
Silica	10400	ug/L	450		1	02/03/23 15:43	02/05/23 15:26	7631-86-9	N2
Sodium	87900	ug/L	1000	284	1	02/03/23 15:43	02/05/23 15:26	7440-23-5	
6010 MET ICP, Dissolved									
Analytical Method: EPA 6010 Preparation Method: EPA 3010									
Pace Analytical Services - Indianapolis									
Manganese, Dissolved	296	ug/L	10.0	2.5	1	02/06/23 08:17	02/07/23 02:40	7439-96-5	
Molybdenum, Dissolved	ND	ug/L	10.0	3.7	1	02/06/23 08:17	02/07/23 02:40	7439-98-7	
6020 MET ICPMS									
Analytical Method: EPA 6020 Preparation Method: EPA 200.2									
Pace Analytical Services - Indianapolis									
Antimony	ND	ug/L	1.0	0.13	1	02/02/23 07:22	02/02/23 19:32	7440-36-0	
Arsenic	3.4	ug/L	1.0	0.10	1	02/02/23 07:22	02/02/23 19:32	7440-38-2	
Barium	240	ug/L	2.0	0.28	2	02/02/23 07:22	02/02/23 16:18	7440-39-3	
Beryllium	ND	ug/L	0.20	0.026	1	02/02/23 07:22	02/02/23 19:32	7440-41-7	
Cadmium	ND	ug/L	0.20	0.054	1	02/02/23 07:22	02/02/23 19:32	7440-43-9	
Cobalt	ND	ug/L	1.0	0.082	1	02/02/23 07:22	02/02/23 19:32	7440-48-4	
Lead	ND	ug/L	1.0	0.080	1	02/02/23 07:22	02/02/23 19:32	7439-92-1	
Molybdenum	6.7	ug/L	1.0	0.072	1	02/02/23 07:22	02/02/23 19:32	7439-98-7	
Selenium	ND	ug/L	1.0	0.44	1	02/02/23 07:22	02/02/23 19:32	7782-49-2	
Thallium	ND	ug/L	1.0	0.072	1	02/02/23 07:22	02/02/23 19:32	7440-28-0	
2320B Alkalinity									
Analytical Method: SM 2320B									
Pace Analytical Services - Indianapolis									
Alkalinity, Total as CaCO3	279	mg/L	10.0	10.0	1		02/02/23 13:12		
Alkalinity,Bicarbonate (CaCO3)	279	mg/L	10.0	10.0	1		02/02/23 13:12		
Alkalinity,Carbonate (CaCO3)	ND	mg/L	10.0	10.0	1		02/02/23 13:12		
2540C Total Dissolved Solids									
Analytical Method: SM 2540C									
Pace Analytical Services - Indianapolis									
Total Dissolved Solids	649	mg/L	10.0	10.0	1		02/02/23 11:54		

REPORT OF LABORATORY ANALYSIS

This report shall not be reproduced, except in full,
without the written consent of Pace Analytical Services, LLC.

ANALYTICAL RESULTS

Project: Harding Street Ash Pond System

Pace Project No.: 50336534

Sample: MW-17IL		Lab ID: 50336534007		Collected: 02/01/23 12:00	Received: 02/01/23 15:00	Matrix: Water				
Parameters	Results	Units	Report Limit	MDL	DF	Prepared	Analyzed	CAS No.	Qual	
4500CL G Chlorine, Residual		Analytical Method: SM 4500-Cl G Pace Analytical Services - Indianapolis								
Chlorine, Total Residual	ND	mg/L	0.10	0.034	1		02/03/23 11:11	7782-50-5	H3	
4500H+ pH, Electrometric		Analytical Method: SM 4500-H+B Pace Analytical Services - Indianapolis								
pH at 25 Degrees C	7.5	Std. Units	0.10	0.10	1		02/09/23 12:27		H3	
4500S2D Sulfide Water		Analytical Method: SM 4500-S2-D Pace Analytical Services - Indianapolis								
Sulfide	ND	mg/L	0.10	0.025	1		02/02/23 10:24	18496-25-8		
Iron, Ferrous		Analytical Method: HACH 8146 Pace Analytical Services - Indianapolis								
Iron, Ferrous	ND	mg/L	0.20	0.035	1		02/09/23 09:48	15438-31-0	H3,N2	
353.2 Nitrogen, NO2/NO3 unpres		Analytical Method: EPA 353.2 Pace Analytical Services - Indianapolis								
Nitrogen, Nitrate	ND	mg/L	0.10	0.011	1		02/01/23 19:39	14797-55-8		
Nitrogen, Nitrite	ND	mg/L	0.10	0.0040	1		02/01/23 19:39	14797-65-0		
365.1 Total Phosphorus		Analytical Method: EPA 365.1 Preparation Method: EPA 365.1 Pace Analytical Services - Indianapolis								
Phosphate as P04	ND	mg/L	0.15	0.15	1	02/03/23 09:30	02/06/23 14:55			
5310C TOC		Analytical Method: SM 5310C Pace Analytical Services - Indianapolis								
Total Organic Carbon	2.2	mg/L	1.0	0.24	1		02/06/23 19:22	7440-44-0		
5310C Dissolved Organic Carbon		Analytical Method: SM 5310C Pace Analytical Services - Indianapolis								
Dissolved Organic Carbon	2.2	mg/L	1.0	0.24	1		02/07/23 02:09			

REPORT OF LABORATORY ANALYSIS

This report shall not be reproduced, except in full,
without the written consent of Pace Analytical Services, LLC.

ANALYTICAL RESULTS

Project: Harding Street Ash Pond System

Pace Project No.: 50336534

Sample: MW-171		Lab ID: 50336534008		Collected: 02/01/23 12:55	Received: 02/01/23 15:00	Matrix: Water				
Parameters	Results	Units	Report Limit	MDL	DF	Prepared	Analyzed	CAS No.	Qual	
9056 IC Anions		Analytical Method: EPA 9056 Pace Analytical Services - Indianapolis								
Chloride	106	mg/L	25.0	6.7	100		02/03/23 13:49	16887-00-6		
Fluoride	0.31	mg/L	0.10	0.017	1		02/02/23 22:58	16984-48-8		
Sulfate	86.3	mg/L	2.5	0.85	10		02/02/23 23:13	14808-79-8		
6010 MET ICP		Analytical Method: EPA 6010 Preparation Method: EPA 3010 Pace Analytical Services - Indianapolis								
Aluminum	ND	ug/L	200	54.4	1	02/03/23 15:43	02/05/23 15:29	7429-90-5		
Boron	151	ug/L	100	61.4	1	02/03/23 15:43	02/05/23 15:29	7440-42-8		
Calcium	74100	ug/L	1000	88.4	1	02/03/23 15:43	02/05/23 15:29	7440-70-2		
Lithium	ND	ug/L	20.0	6.2	1	02/03/23 15:43	02/05/23 15:29	7439-93-2		
Magnesium	20400	ug/L	1000	43.0	1	02/03/23 15:43	02/05/23 15:29	7439-95-4		
Manganese	241	ug/L	10.0	5.4	1	02/03/23 15:43	02/05/23 15:29	7439-96-5		
Potassium	5400	ug/L	1000	200	1	02/03/23 15:43	02/05/23 15:29	7440-09-7		
Silica	9410	ug/L	450		1	02/03/23 15:43	02/05/23 15:29	7631-86-9	N2	
Sodium	69600	ug/L	1000	284	1	02/03/23 15:43	02/05/23 15:29	7440-23-5		
6010 MET ICP, Dissolved		Analytical Method: EPA 6010 Preparation Method: EPA 3010 Pace Analytical Services - Indianapolis								
Manganese, Dissolved	296	ug/L	10.0	2.5	1	02/06/23 08:17	02/07/23 02:43	7439-96-5		
Molybdenum, Dissolved	ND	ug/L	10.0	3.7	1	02/06/23 08:17	02/07/23 02:43	7439-98-7		
6020 MET ICPMS		Analytical Method: EPA 6020 Preparation Method: EPA 200.2 Pace Analytical Services - Indianapolis								
Antimony	ND	ug/L	1.0	0.13	1	02/02/23 07:22	02/02/23 19:28	7440-36-0		
Arsenic	3.9	ug/L	1.0	0.10	1	02/02/23 07:22	02/02/23 19:28	7440-38-2		
Barium	166	ug/L	1.0	0.14	1	02/02/23 07:22	02/02/23 19:28	7440-39-3		
Beryllium	ND	ug/L	0.20	0.026	1	02/02/23 07:22	02/02/23 19:28	7440-41-7		
Cadmium	ND	ug/L	0.20	0.054	1	02/02/23 07:22	02/02/23 19:28	7440-43-9		
Cobalt	ND	ug/L	1.0	0.082	1	02/02/23 07:22	02/02/23 19:28	7440-48-4		
Lead	ND	ug/L	1.0	0.080	1	02/02/23 07:22	02/02/23 19:28	7439-92-1		
Molybdenum	7.8	ug/L	1.0	0.072	1	02/02/23 07:22	02/02/23 19:28	7439-98-7		
Selenium	ND	ug/L	1.0	0.44	1	02/02/23 07:22	02/02/23 19:28	7782-49-2		
Thallium	ND	ug/L	1.0	0.072	1	02/02/23 07:22	02/02/23 19:28	7440-28-0		
2320B Alkalinity		Analytical Method: SM 2320B Pace Analytical Services - Indianapolis								
Alkalinity, Total as CaCO3	257	mg/L	10.0	10.0	1		02/02/23 13:12			
Alkalinity,Bicarbonate (CaCO3)	257	mg/L	10.0	10.0	1		02/02/23 13:12			
Alkalinity,Carbonate (CaCO3)	ND	mg/L	10.0	10.0	1		02/02/23 13:12			
2540C Total Dissolved Solids		Analytical Method: SM 2540C Pace Analytical Services - Indianapolis								
Total Dissolved Solids	563	mg/L	10.0	10.0	1		02/02/23 11:54			

REPORT OF LABORATORY ANALYSIS

This report shall not be reproduced, except in full,
without the written consent of Pace Analytical Services, LLC.

ANALYTICAL RESULTS

Project: Harding Street Ash Pond System

Pace Project No.: 50336534

Sample: MW-17I		Lab ID: 50336534008		Collected: 02/01/23 12:55	Received: 02/01/23 15:00	Matrix: Water				
Parameters	Results	Units	Report Limit	MDL	DF	Prepared	Analyzed	CAS No.	Qual	
4500CL G Chlorine, Residual		Analytical Method: SM 4500-Cl G Pace Analytical Services - Indianapolis								
Chlorine, Total Residual	ND	mg/L	0.10	0.034	1		02/03/23 11:11	7782-50-5	H3	
4500H+ pH, Electrometric		Analytical Method: SM 4500-H+B Pace Analytical Services - Indianapolis								
pH at 25 Degrees C	7.5	Std. Units	0.10	0.10	1		02/09/23 12:28		H3	
4500S2D Sulfide Water		Analytical Method: SM 4500-S2-D Pace Analytical Services - Indianapolis								
Sulfide	ND	mg/L	0.10	0.025	1		02/02/23 10:24	18496-25-8		
Iron, Ferrous		Analytical Method: HACH 8146 Pace Analytical Services - Indianapolis								
Iron, Ferrous	ND	mg/L	0.20	0.035	1		02/09/23 10:07	15438-31-0	H3,N2	
353.2 Nitrogen, NO2/NO3 unpres		Analytical Method: EPA 353.2 Pace Analytical Services - Indianapolis								
Nitrogen, Nitrate	ND	mg/L	0.10	0.011	1		02/01/23 19:41	14797-55-8		
Nitrogen, Nitrite	ND	mg/L	0.10	0.0040	1		02/01/23 19:41	14797-65-0		
365.1 Total Phosphorus		Analytical Method: EPA 365.1 Preparation Method: EPA 365.1 Pace Analytical Services - Indianapolis								
Phosphate as P04	ND	mg/L	0.15	0.15	1	02/03/23 09:30	02/06/23 14:56			
5310C TOC		Analytical Method: SM 5310C Pace Analytical Services - Indianapolis								
Total Organic Carbon	2.1	mg/L	1.0	0.24	1		02/06/23 19:34	7440-44-0		
5310C Dissolved Organic Carbon		Analytical Method: SM 5310C Pace Analytical Services - Indianapolis								
Dissolved Organic Carbon	2.0	mg/L	1.0	0.24	1		02/07/23 02:20			

REPORT OF LABORATORY ANALYSIS

This report shall not be reproduced, except in full,
without the written consent of Pace Analytical Services, LLC.

ANALYTICAL RESULTS

Project: Harding Street Ash Pond System

Pace Project No.: 50336534

Sample: MW-17S		Lab ID: 50336534009		Collected: 02/01/23 14:00		Received: 02/01/23 15:00		Matrix: Water	
Parameters	Results	Units	Report Limit	MDL	DF	Prepared	Analyzed	CAS No.	Qual
9056 IC Anions									
Analytical Method: EPA 9056									
Pace Analytical Services - Indianapolis									
Chloride	52.8	mg/L	2.5	0.67	10		02/02/23 23:43	16887-00-6	
Fluoride	0.35	mg/L	0.10	0.017	1		02/02/23 23:28	16984-48-8	
Sulfate	43.6	mg/L	2.5	0.85	10		02/02/23 23:43	14808-79-8	
6010 MET ICP									
Analytical Method: EPA 6010 Preparation Method: EPA 3010									
Pace Analytical Services - Indianapolis									
Aluminum	243	ug/L	200	54.4	1	02/03/23 15:43	02/05/23 15:33	7429-90-5	
Boron	278	ug/L	100	61.4	1	02/03/23 15:43	02/05/23 15:33	7440-42-8	
Calcium	54600	ug/L	1000	88.4	1	02/03/23 15:43	02/05/23 15:33	7440-70-2	
Lithium	ND	ug/L	20.0	6.2	1	02/03/23 15:43	02/05/23 15:33	7439-93-2	
Magnesium	11600	ug/L	1000	43.0	1	02/03/23 15:43	02/05/23 15:33	7439-95-4	
Manganese	14.7	ug/L	10.0	5.4	1	02/03/23 15:43	02/05/23 15:33	7439-96-5	
Potassium	2510	ug/L	1000	200	1	02/03/23 15:43	02/05/23 15:33	7440-09-7	
Silica	8990	ug/L	450		1	02/03/23 15:43	02/05/23 15:33	7631-86-9	N2
Sodium	32100	ug/L	1000	284	1	02/03/23 15:43	02/05/23 15:33	7440-23-5	
6010 MET ICP, Dissolved									
Analytical Method: EPA 6010 Preparation Method: EPA 3010									
Pace Analytical Services - Indianapolis									
Manganese, Dissolved	ND	ug/L	10.0	2.5	1	02/06/23 08:17	02/07/23 02:45	7439-96-5	
Molybdenum, Dissolved	ND	ug/L	10.0	3.7	1	02/06/23 08:17	02/07/23 02:45	7439-98-7	
6020 MET ICPMS									
Analytical Method: EPA 6020 Preparation Method: EPA 200.2									
Pace Analytical Services - Indianapolis									
Antimony	ND	ug/L	1.0	0.13	1	02/02/23 07:22	02/02/23 15:45	7440-36-0	
Arsenic	ND	ug/L	1.0	0.10	1	02/02/23 07:22	02/02/23 15:45	7440-38-2	
Barium	45.3	ug/L	1.0	0.14	1	02/02/23 07:22	02/02/23 15:45	7440-39-3	
Beryllium	ND	ug/L	0.20	0.026	1	02/02/23 07:22	02/02/23 15:45	7440-41-7	
Cadmium	ND	ug/L	0.20	0.054	1	02/02/23 07:22	02/02/23 15:45	7440-43-9	
Cobalt	ND	ug/L	1.0	0.082	1	02/02/23 07:22	02/02/23 15:45	7440-48-4	
Lead	ND	ug/L	1.0	0.080	1	02/02/23 07:22	02/02/23 15:45	7439-92-1	
Molybdenum	4.3	ug/L	1.0	0.072	1	02/02/23 07:22	02/02/23 15:45	7439-98-7	
Selenium	2.1	ug/L	1.0	0.44	1	02/02/23 07:22	02/02/23 15:45	7782-49-2	
Thallium	ND	ug/L	1.0	0.072	1	02/02/23 07:22	02/02/23 15:45	7440-28-0	
2320B Alkalinity									
Analytical Method: SM 2320B									
Pace Analytical Services - Indianapolis									
Alkalinity, Total as CaCO3	163	mg/L	10.0	10.0	1		02/02/23 13:12		
Alkalinity,Bicarbonate (CaCO3)	163	mg/L	10.0	10.0	1		02/02/23 13:12		
Alkalinity,Carbonate (CaCO3)	ND	mg/L	10.0	10.0	1		02/02/23 13:12		
2540C Total Dissolved Solids									
Analytical Method: SM 2540C									
Pace Analytical Services - Indianapolis									
Total Dissolved Solids	320	mg/L	10.0	10.0	1		02/02/23 11:55		

REPORT OF LABORATORY ANALYSIS

This report shall not be reproduced, except in full,
without the written consent of Pace Analytical Services, LLC.

ANALYTICAL RESULTS

Project: Harding Street Ash Pond System

Pace Project No.: 50336534

Sample: MW-17S		Lab ID: 50336534009		Collected: 02/01/23 14:00	Received: 02/01/23 15:00	Matrix: Water				
Parameters	Results	Units	Report Limit	MDL	DF	Prepared	Analyzed	CAS No.	Qual	
4500CL G Chlorine, Residual		Analytical Method: SM 4500-Cl G Pace Analytical Services - Indianapolis								
Chlorine, Total Residual	ND	mg/L	0.10	0.034	1		02/03/23 11:11	7782-50-5	H3	
4500H+ pH, Electrometric		Analytical Method: SM 4500-H+B Pace Analytical Services - Indianapolis								
pH at 25 Degrees C	7.8	Std. Units	0.10	0.10	1		02/09/23 12:29		H3	
4500S2D Sulfide Water		Analytical Method: SM 4500-S2-D Pace Analytical Services - Indianapolis								
Sulfide	ND	mg/L	0.10	0.025	1		02/02/23 10:24	18496-25-8		
Iron, Ferrous		Analytical Method: HACH 8146 Pace Analytical Services - Indianapolis								
Iron, Ferrous	ND	mg/L	0.20	0.035	1		02/09/23 10:07	15438-31-0	H3,N2	
353.2 Nitrogen, NO2/NO3 unpres		Analytical Method: EPA 353.2 Pace Analytical Services - Indianapolis								
Nitrogen, Nitrate	1.7	mg/L	0.10	0.011	1		02/01/23 19:47	14797-55-8		
Nitrogen, Nitrite	ND	mg/L	0.10	0.0040	1		02/01/23 19:47	14797-65-0		
365.1 Total Phosphorus		Analytical Method: EPA 365.1 Preparation Method: EPA 365.1 Pace Analytical Services - Indianapolis								
Phosphate as P04	ND	mg/L	0.15	0.15	1	02/03/23 09:30	02/06/23 14:56			
5310C TOC		Analytical Method: SM 5310C Pace Analytical Services - Indianapolis								
Total Organic Carbon	1.4	mg/L	1.0	0.24	1		02/06/23 20:08	7440-44-0		
5310C Dissolved Organic Carbon		Analytical Method: SM 5310C Pace Analytical Services - Indianapolis								
Dissolved Organic Carbon	1.3	mg/L	1.0	0.24	1		02/07/23 02:35			

REPORT OF LABORATORY ANALYSIS

This report shall not be reproduced, except in full,
without the written consent of Pace Analytical Services, LLC.

QUALITY CONTROL DATA

Project: Harding Street Ash Pond System

Pace Project No.: 50336534

QC Batch:	717089	Analysis Method:	EPA 9056
QC Batch Method:	EPA 9056	Analysis Description:	9056 IC Anions
		Laboratory:	Pace Analytical Services - Indianapolis
Associated Lab Samples:	50336534001, 50336534002, 50336534003, 50336534004, 50336534005, 50336534006, 50336534007, 50336534008, 50336534009		

METHOD BLANK:	3292316	Matrix:	Water
Associated Lab Samples:	50336534001, 50336534002, 50336534003, 50336534004, 50336534005, 50336534006, 50336534007, 50336534008, 50336534009		

Parameter	Units	Blank Result	Reporting Limit	MDL	Analyzed	Qualifiers
Chloride	mg/L	ND	0.25	0.067	02/02/23 13:27	
Fluoride	mg/L	ND	0.10	0.017	02/02/23 13:27	
Sulfate	mg/L	ND	0.25	0.085	02/02/23 13:27	

Parameter	Units	Spike Conc.	LCS Result	LCS % Rec	% Rec Limits	Qualifiers
Chloride	mg/L	1.2	1.2	92	80-120	
Fluoride	mg/L	0.5	0.48	96	80-120	
Sulfate	mg/L	2.5	2.6	103	80-120	

Parameter	Units	3292318		3292319		MS % Rec	MSD % Rec	% Rec Limits	RPD	Max RPD	Qual
		50336095001 Result	MS Spike Conc.	MSD Spike Conc.	MS Result						
Chloride	mg/L	35.2	12.5	12.5	46.9	46.8	94	93	80-120	0	15
Fluoride	mg/L	0.54	0.5	0.5	1.1	1.1	102	103	80-120	1	15
Sulfate	mg/L	31.2	25	25	56.5	56.7	101	102	80-120	0	15

Results presented on this page are in the units indicated by the "Units" column except where an alternate unit is presented to the right of the result.

REPORT OF LABORATORY ANALYSIS

This report shall not be reproduced, except in full, without the written consent of Pace Analytical Services, LLC.

QUALITY CONTROL DATA

Project: Harding Street Ash Pond System

Pace Project No.: 50336534

QC Batch:	717200	Analysis Method:	EPA 6010
QC Batch Method:	EPA 3010	Analysis Description:	6010 MET
		Laboratory:	Pace Analytical Services - Indianapolis

Associated Lab Samples: 50336534001, 50336534002, 50336534003, 50336534004, 50336534005, 50336534006, 50336534007, 50336534008, 50336534009

METHOD BLANK: 3292732 Matrix: Water
Associated Lab Samples: 50336534001, 50336534002, 50336534003, 50336534004, 50336534005, 50336534006, 50336534007, 50336534008, 50336534009

Parameter	Units	Blank Result	Reporting Limit	MDL	Analyzed	Qualifiers
Aluminum	ug/L	ND	200	54.4	02/05/23 12:48	
Boron	ug/L	ND	100	61.4	02/05/23 12:48	
Calcium	ug/L	ND	1000	88.4	02/05/23 12:48	
Lithium	ug/L	ND	20.0	6.2	02/05/23 12:48	
Magnesium	ug/L	ND	1000	43.0	02/05/23 12:48	
Manganese	ug/L	ND	10.0	5.4	02/05/23 12:48	
Potassium	ug/L	ND	1000	200	02/05/23 12:48	
Silica	ug/L	ND	450		02/05/23 12:48	N2
Sodium	ug/L	ND	1000	284	02/05/23 12:48	

LABORATORY CONTROL SAMPLE: 3292733

Parameter	Units	Spike Conc.	LCS Result	LCS % Rec	% Rec Limits	Qualifiers
Aluminum	ug/L	10000	10300	103	80-120	
Boron	ug/L	1000	1030	103	80-120	
Calcium	ug/L	10000	10300	103	80-120	
Lithium	ug/L	1000	1050	105	80-120	
Magnesium	ug/L	10000	9970	100	80-120	
Manganese	ug/L	1000	1000	100	80-120	
Potassium	ug/L	10000	10100	101	80-120	
Silica	ug/L	10700	11300	105	80-120	N2
Sodium	ug/L	10000	10400	104	80-120	

MATRIX SPIKE & MATRIX SPIKE DUPLICATE: 3292734 3292735

Parameter	Units	MS		MSD		MS % Rec	MSD % Rec	% Rec Limits	RPD	Max RPD	Qual	
		50336534001 Result	Spike Conc.	Spike Conc.	MS Result							MSD Result
Aluminum	ug/L	214	10000	10000	11100	10700	109	105	75-125	4	20	
Boron	ug/L	10500	1000	1000	11900	11800	140	125	75-125	1	20	P6
Calcium	ug/L	174000	10000	10000	189000	184000	147	99	75-125	3	20	P6
Lithium	ug/L	93.6	1000	1000	1220	1180	112	108	75-125	3	20	
Magnesium	ug/L	30400	10000	10000	41300	40100	108	97	75-125	3	20	
Manganese	ug/L	223	1000	1000	1250	1210	102	98	75-125	3	20	
Potassium	ug/L	9930	10000	10000	21200	20500	113	106	75-125	3	20	
Silica	ug/L	12900	10700	10700	24300	24500	107	108	75-125	1	20	N2
Sodium	ug/L	96200	10000	10000	110000	107000	142	109	75-125	3	20	P6

Results presented on this page are in the units indicated by the "Units" column except where an alternate unit is presented to the right of the result.

REPORT OF LABORATORY ANALYSIS

This report shall not be reproduced, except in full,
without the written consent of Pace Analytical Services, LLC.

QUALITY CONTROL DATA

Project: Harding Street Ash Pond System

Pace Project No.: 50336534

QC Batch: 717220

Analysis Method: EPA 6010

QC Batch Method: EPA 3010

Analysis Description: 6010 MET Dissolved

Laboratory: Pace Analytical Services - Indianapolis

Associated Lab Samples: 50336534001, 50336534002, 50336534003, 50336534004, 50336534005, 50336534006, 50336534007, 50336534008, 50336534009

METHOD BLANK: 3292798

Matrix: Water

Associated Lab Samples: 50336534001, 50336534002, 50336534003, 50336534004, 50336534005, 50336534006, 50336534007, 50336534008, 50336534009

Parameter	Units	Blank Result	Reporting Limit	MDL	Analyzed	Qualifiers
Manganese, Dissolved	ug/L	ND	10.0	2.5	02/07/23 02:03	
Molybdenum, Dissolved	ug/L	ND	10.0	3.7	02/07/23 02:03	

LABORATORY CONTROL SAMPLE: 3292799

Parameter	Units	Spike Conc.	LCS Result	LCS % Rec	% Rec Limits	Qualifiers
Manganese, Dissolved	ug/L	1000	1040	104	80-120	
Molybdenum, Dissolved	ug/L	1000	1010	101	80-120	

MATRIX SPIKE & MATRIX SPIKE DUPLICATE: 3292800 3292801

Parameter	Units	MS		MSD		MS Result	MSD Result	MS % Rec	MSD % Rec	% Rec Limits	RPD	Max RPD	Qual
		Result	Spike Conc.	Spike Conc.	Result								
Manganese, Dissolved	ug/L	234	1000	1000	1310	1240	108	100	75-125	6	20		
Molybdenum, Dissolved	ug/L	250	1000	1000	1350	1270	110	102	75-125	6	20		

Results presented on this page are in the units indicated by the "Units" column except where an alternate unit is presented to the right of the result.

REPORT OF LABORATORY ANALYSIS

This report shall not be reproduced, except in full,
without the written consent of Pace Analytical Services, LLC.

QUALITY CONTROL DATA

Project: Harding Street Ash Pond System

Pace Project No.: 50336534

QC Batch:	717038	Analysis Method:	EPA 6020
QC Batch Method:	EPA 200.2	Analysis Description:	6020 MET
		Laboratory:	Pace Analytical Services - Indianapolis

Associated Lab Samples: 50336534001, 50336534002, 50336534003, 50336534004, 50336534005, 50336534006, 50336534007, 50336534008, 50336534009

METHOD BLANK: 3292190 Matrix: Water
Associated Lab Samples: 50336534001, 50336534002, 50336534003, 50336534004, 50336534005, 50336534006, 50336534007, 50336534008, 50336534009

Parameter	Units	Blank Result	Reporting Limit	MDL	Analyzed	Qualifiers
Antimony	ug/L	ND	1.0	0.13	02/02/23 15:24	
Arsenic	ug/L	ND	1.0	0.10	02/02/23 15:24	
Barium	ug/L	ND	1.0	0.14	02/02/23 15:24	
Beryllium	ug/L	ND	0.20	0.026	02/02/23 15:24	
Cadmium	ug/L	ND	0.20	0.054	02/02/23 15:24	
Cobalt	ug/L	ND	1.0	0.082	02/02/23 15:24	
Lead	ug/L	ND	1.0	0.080	02/02/23 15:24	
Molybdenum	ug/L	ND	1.0	0.072	02/02/23 15:24	
Selenium	ug/L	ND	1.0	0.44	02/02/23 15:24	
Thallium	ug/L	ND	1.0	0.072	02/02/23 15:24	

LABORATORY CONTROL SAMPLE: 3292191

Parameter	Units	Spike Conc.	LCS Result	LCS % Rec	% Rec Limits	Qualifiers
Antimony	ug/L	40	42.9	107	80-120	
Arsenic	ug/L	40	37.7	94	80-120	
Barium	ug/L	40	39.9	100	80-120	
Beryllium	ug/L	40	37.2	93	80-120	
Cadmium	ug/L	40	39.2	98	80-120	
Cobalt	ug/L	40	40.8	102	80-120	
Lead	ug/L	40	40.9	102	80-120	
Molybdenum	ug/L	40	39.7	99	80-120	
Selenium	ug/L	40	39.8	99	80-120	
Thallium	ug/L	40	41.2	103	80-120	

MATRIX SPIKE & MATRIX SPIKE DUPLICATE: 3292192 3292193

Parameter	Units	MS		MSD		MS Result	MSD Result	MS % Rec	MSD % Rec	% Rec Limits	RPD	Max RPD	Qual
		50336534003 Result	Spike Conc.	Spike Conc.	Conc.								
Antimony	ug/L	ND	40	40	42.7	41.4	106	103	75-125	3	20		
Arsenic	ug/L	210	40	40	242	241	80	76	75-125	1	20		
Barium	ug/L	35.6	40	40	75.7	75.7	100	100	75-125	0	20		
Beryllium	ug/L	ND	40	40	41.1	40.2	103	100	75-125	2	20		
Cadmium	ug/L	ND	40	40	38.7	38.0	97	95	75-125	2	20		
Cobalt	ug/L	ND	40	40	39.5	39.2	97	96	75-125	1	20		
Lead	ug/L	ND	40	40	42.2	41.7	104	102	75-125	1	20		

Results presented on this page are in the units indicated by the "Units" column except where an alternate unit is presented to the right of the result.

REPORT OF LABORATORY ANALYSIS

This report shall not be reproduced, except in full, without the written consent of Pace Analytical Services, LLC.

QUALITY CONTROL DATA

Project: Harding Street Ash Pond System

Pace Project No.: 50336534

MATRIX SPIKE & MATRIX SPIKE DUPLICATE: 3292192												3292193	
Parameter	Units	50336534003 Result	MS	MSD	MS	MSD	MS	MSD	% Rec	Limits	RPD	Max RPD	Qual
			Spike Conc.	Spike Conc.	Result	Result	% Rec	% Rec					
Molybdenum	ug/L	128	40	40	168	165	99	92	75-125		2	20	
Selenium	ug/L	ND	40	40	41.7	39.9	102	98	75-125		4	20	
Thallium	ug/L	ND	40	40	42.8	42.3	107	106	75-125		1	20	

Results presented on this page are in the units indicated by the "Units" column except where an alternate unit is presented to the right of the result.

REPORT OF LABORATORY ANALYSIS

This report shall not be reproduced, except in full,
without the written consent of Pace Analytical Services, LLC.

QUALITY CONTROL DATA

Project: Harding Street Ash Pond System

Pace Project No.: 50336534

QC Batch:	717115	Analysis Method:	SM 2320B
QC Batch Method:	SM 2320B	Analysis Description:	2320B Alkalinity
		Laboratory:	Pace Analytical Services - Indianapolis

Associated Lab Samples: 50336534001, 50336534002, 50336534003, 50336534004, 50336534005, 50336534006, 50336534007, 50336534008, 50336534009

METHOD BLANK: 3292414 Matrix: Water

Associated Lab Samples: 50336534001, 50336534002, 50336534003, 50336534004, 50336534005, 50336534006, 50336534007, 50336534008, 50336534009

Parameter	Units	Blank Result	Reporting Limit	MDL	Analyzed	Qualifiers
Alkalinity, Total as CaCO3	mg/L	ND	10.0	10.0	02/02/23 13:12	
Alkalinity,Bicarbonate (CaCO3)	mg/L	ND	10.0	10.0	02/02/23 13:12	
Alkalinity,Carbonate (CaCO3)	mg/L	ND	10.0	10.0	02/02/23 13:12	

LABORATORY CONTROL SAMPLE: 3292415

Parameter	Units	Spike Conc.	LCS Result	LCS % Rec	% Rec Limits	Qualifiers
Alkalinity, Total as CaCO3	mg/L	50	48.7	97	90-110	

SAMPLE DUPLICATE: 3292416

Parameter	Units	50336534001 Result	Dup Result	RPD	Max RPD	Qualifiers
Alkalinity, Total as CaCO3	mg/L	211	212	1	20	
Alkalinity,Bicarbonate (CaCO3)	mg/L	211	212	1	20	
Alkalinity,Carbonate (CaCO3)	mg/L	ND	ND		20	

Results presented on this page are in the units indicated by the "Units" column except where an alternate unit is presented to the right of the result.

REPORT OF LABORATORY ANALYSIS

This report shall not be reproduced, except in full,
without the written consent of Pace Analytical Services, LLC.

QUALITY CONTROL DATA

Project: Harding Street Ash Pond System

Pace Project No.: 50336534

QC Batch: 717068

Analysis Method: SM 2540C

QC Batch Method: SM 2540C

Analysis Description: 2540C Total Dissolved Solids

Laboratory: Pace Analytical Services - Indianapolis

Associated Lab Samples: 50336534001, 50336534002

METHOD BLANK: 3292243

Matrix: Water

Associated Lab Samples: 50336534001, 50336534002

Parameter	Units	Blank Result	Reporting Limit	MDL	Analyzed	Qualifiers
Total Dissolved Solids	mg/L	ND	10.0	10.0	02/02/23 08:52	

LABORATORY CONTROL SAMPLE: 3292244

Parameter	Units	Spike Conc.	LCS Result	LCS % Rec	% Rec Limits	Qualifiers
Total Dissolved Solids	mg/L	300	283	94	80-120	

SAMPLE DUPLICATE: 3292245

Parameter	Units	50336415001 Result	Dup Result	RPD	Max RPD	Qualifiers
Total Dissolved Solids	mg/L	1270	1240	3	10	

SAMPLE DUPLICATE: 3292246

Parameter	Units	50336525009 Result	Dup Result	RPD	Max RPD	Qualifiers
Total Dissolved Solids	mg/L	2870	2860	0	10	

Results presented on this page are in the units indicated by the "Units" column except where an alternate unit is presented to the right of the result.

REPORT OF LABORATORY ANALYSIS

This report shall not be reproduced, except in full,
without the written consent of Pace Analytical Services, LLC.

QUALITY CONTROL DATA

Project: Harding Street Ash Pond System

Pace Project No.: 50336534

QC Batch:	717113	Analysis Method:	SM 2540C
QC Batch Method:	SM 2540C	Analysis Description:	2540C Total Dissolved Solids
		Laboratory:	Pace Analytical Services - Indianapolis

Associated Lab Samples: 50336534003, 50336534004, 50336534005, 50336534006, 50336534007, 50336534008, 50336534009

METHOD BLANK: 3292404 Matrix: Water

Associated Lab Samples: 50336534003, 50336534004, 50336534005, 50336534006, 50336534007, 50336534008, 50336534009

Parameter	Units	Blank Result	Reporting Limit	MDL	Analyzed	Qualifiers
Total Dissolved Solids	mg/L	ND	10.0	10.0	02/02/23 11:49	

LABORATORY CONTROL SAMPLE: 3292405

Parameter	Units	Spike Conc.	LCS Result	LCS % Rec	% Rec Limits	Qualifiers
Total Dissolved Solids	mg/L	300	292	97	80-120	

SAMPLE DUPLICATE: 3292406

Parameter	Units	50336534003 Result	Dup Result	RPD	Max RPD	Qualifiers
Total Dissolved Solids	mg/L	1150	1150	0	10	

SAMPLE DUPLICATE: 3292407

Parameter	Units	50336569001 Result	Dup Result	RPD	Max RPD	Qualifiers
Total Dissolved Solids	mg/L	657	686	4	10	

Results presented on this page are in the units indicated by the "Units" column except where an alternate unit is presented to the right of the result.

REPORT OF LABORATORY ANALYSIS

This report shall not be reproduced, except in full,
without the written consent of Pace Analytical Services, LLC.

QUALITY CONTROL DATA

Project: Harding Street Ash Pond System

Pace Project No.: 50336534

QC Batch:	717279	Analysis Method:	SM 4500-Cl G
QC Batch Method:	SM 4500-Cl G	Analysis Description:	4500CL G Chlorine, Total Residual
		Laboratory:	Pace Analytical Services - Indianapolis

Associated Lab Samples: 50336534001, 50336534002, 50336534003, 50336534004, 50336534005, 50336534006, 50336534007, 50336534008, 50336534009

METHOD BLANK: 3293096 Matrix: Water

Associated Lab Samples: 50336534001, 50336534002, 50336534003, 50336534004, 50336534005, 50336534006, 50336534007, 50336534008, 50336534009

Parameter	Units	Blank Result	Reporting Limit	MDL	Analyzed	Qualifiers
Chlorine, Total Residual	mg/L	ND	0.10	0.034	02/03/23 11:04	H3

LABORATORY CONTROL SAMPLE: 3293097

Parameter	Units	Spike Conc.	LCS Result	LCS % Rec	% Rec Limits	Qualifiers
Chlorine, Total Residual	mg/L	1	1.0	103	90-110	H3

MATRIX SPIKE & MATRIX SPIKE DUPLICATE: 3293098 3293099

Parameter	Units	50336534001 Result	MS Spike Conc.	MSD Spike Conc.	MS Result	MSD Result	MS % Rec	MSD % Rec	% Rec Limits	RPD	Max RPD	Qual
Chlorine, Total Residual	mg/L	ND	1	1	1.0	1.1	102	110	90-110	8	20	H3

Results presented on this page are in the units indicated by the "Units" column except where an alternate unit is presented to the right of the result.

REPORT OF LABORATORY ANALYSIS

This report shall not be reproduced, except in full, without the written consent of Pace Analytical Services, LLC.

QUALITY CONTROL DATA

Project: Harding Street Ash Pond System

Pace Project No.: 50336534

QC Batch: 717819

Analysis Method: SM 4500-H+B

QC Batch Method: SM 4500-H+B

Analysis Description: 4500H+B pH

Laboratory: Pace Analytical Services - Indianapolis

Associated Lab Samples: 50336534001, 50336534002, 50336534003, 50336534004, 50336534005, 50336534006, 50336534007, 50336534008, 50336534009

SAMPLE DUPLICATE: 3295128

Parameter	Units	50336204001 Result	Dup Result	RPD	Max RPD	Qualifiers
pH at 25 Degrees C	Std. Units	7.4	7.4	0	2	H3

SAMPLE DUPLICATE: 3295129

Parameter	Units	50336884001 Result	Dup Result	RPD	Max RPD	Qualifiers
pH at 25 Degrees C	Std. Units	8.1	8.1	0	2	H3

Results presented on this page are in the units indicated by the "Units" column except where an alternate unit is presented to the right of the result.

REPORT OF LABORATORY ANALYSIS

This report shall not be reproduced, except in full,
without the written consent of Pace Analytical Services, LLC.

QUALITY CONTROL DATA

Project: Harding Street Ash Pond System

Pace Project No.: 50336534

QC Batch: 717072 Analysis Method: SM 4500-S2-D
 QC Batch Method: SM 4500-S2-D Analysis Description: 4500S2D Sulfide Water
 Laboratory: Pace Analytical Services - Indianapolis
 Associated Lab Samples: 50336534001, 50336534002, 50336534003, 50336534004, 50336534005, 50336534006, 50336534007, 50336534008, 50336534009

METHOD BLANK: 3292250 Matrix: Water
 Associated Lab Samples: 50336534001, 50336534002, 50336534003, 50336534004, 50336534005, 50336534006, 50336534007, 50336534008, 50336534009

Parameter	Units	Blank Result	Reporting Limit	MDL	Analyzed	Qualifiers
Sulfide	mg/L	ND	0.10	0.025	02/02/23 10:24	

LABORATORY CONTROL SAMPLE: 3292251

Parameter	Units	Spike Conc.	LCS Result	LCS % Rec	% Rec Limits	Qualifiers
Sulfide	mg/L	0.5	0.52	104	90-110	

MATRIX SPIKE & MATRIX SPIKE DUPLICATE: 3292252 3292253

Parameter	Units	50336529001 Result	MS Spike Conc.	MSD Spike Conc.	MS Result	MSD Result	MS % Rec	MSD % Rec	% Rec Limits	RPD	Max RPD	Qual
Sulfide	mg/L	ND	0.5	0.5	0.40	0.38	79	73	90-110	8	20	M3

MATRIX SPIKE SAMPLE: 3292254

Parameter	Units	50336534001 Result	Spike Conc.	MS Result	MS % Rec	% Rec Limits	Qualifiers
Sulfide	mg/L	ND	0.5	0.55	109	90-110	

Results presented on this page are in the units indicated by the "Units" column except where an alternate unit is presented to the right of the result.

REPORT OF LABORATORY ANALYSIS

This report shall not be reproduced, except in full, without the written consent of Pace Analytical Services, LLC.

QUALITY CONTROL DATA

Project: Harding Street Ash Pond System
Pace Project No.: 50336534

QC Batch: 717991 Analysis Method: HACH 8146
QC Batch Method: HACH 8146 Analysis Description: Iron, Ferrous
Laboratory: Pace Analytical Services - Indianapolis
Associated Lab Samples: 50336534001, 50336534002, 50336534003, 50336534004, 50336534005, 50336534006, 50336534007, 50336534008, 50336534009

METHOD BLANK: 3296030 Matrix: Water
Associated Lab Samples: 50336534001, 50336534002, 50336534003, 50336534004, 50336534005, 50336534006, 50336534007, 50336534008, 50336534009

Parameter	Units	Blank Result	Reporting Limit	MDL	Analyzed	Qualifiers
Iron, Ferrous	mg/L	ND	0.20	0.035	02/09/23 09:46	H3,N2

LABORATORY CONTROL SAMPLE: 3296031

Parameter	Units	Spike Conc.	LCS Result	LCS % Rec	% Rec Limits	Qualifiers
Iron, Ferrous	mg/L	1	0.99	99	90-110	H3,N2

MATRIX SPIKE & MATRIX SPIKE DUPLICATE: 3296032 3296033

Parameter	Units	50336978004 Result	MS Spike Conc.	MSD Spike Conc.	MS Result	MSD Result	MS % Rec	MSD % Rec	% Rec Limits	RPD	Max RPD	Qual
Iron, Ferrous	mg/L	0.75	5	5	5.8	5.6	100	97	90-110	3	20	H3,N2

MATRIX SPIKE SAMPLE: 3296034

Parameter	Units	50336534001 Result	Spike Conc.	MS Result	MS % Rec	% Rec Limits	Qualifiers
Iron, Ferrous	mg/L	ND	1	1.0	104	90-110	H3,N2

Results presented on this page are in the units indicated by the "Units" column except where an alternate unit is presented to the right of the result.

REPORT OF LABORATORY ANALYSIS

This report shall not be reproduced, except in full,
without the written consent of Pace Analytical Services, LLC.

QUALITY CONTROL DATA

Project: Harding Street Ash Pond System

Pace Project No.: 50336534

QC Batch:	717030	Analysis Method:	EPA 353.2
QC Batch Method:	EPA 353.2	Analysis Description:	353.2 Nitrate + Nitrite, Unpres.
		Laboratory:	Pace Analytical Services - Indianapolis

Associated Lab Samples: 50336534001, 50336534002, 50336534003, 50336534004, 50336534005, 50336534006, 50336534007, 50336534008, 50336534009

METHOD BLANK: 3292116 Matrix: Water

Associated Lab Samples: 50336534001, 50336534002, 50336534003, 50336534004, 50336534005, 50336534006, 50336534007, 50336534008, 50336534009

Parameter	Units	Blank Result	Reporting Limit	MDL	Analyzed	Qualifiers
Nitrogen, Nitrate	mg/L	ND	0.10	0.011	02/01/23 19:04	
Nitrogen, Nitrite	mg/L	ND	0.10	0.0040	02/01/23 19:04	

LABORATORY CONTROL SAMPLE: 3292117

Parameter	Units	Spike Conc.	LCS Result	LCS % Rec	% Rec Limits	Qualifiers
Nitrogen, Nitrate	mg/L	1	1.0	100	90-110	
Nitrogen, Nitrite	mg/L	1	1.0	102	90-110	

MATRIX SPIKE & MATRIX SPIKE DUPLICATE: 3292118 3292119

Parameter	Units	50336480002		50336480003		MS Result	MSD Result	MS % Rec	MSD % Rec	% Rec Limits	RPD	Max RPD	Qual
		Result	MS Spike Conc.	MSD Spike Conc.	MS Result								
Nitrogen, Nitrate	mg/L	0.16	1	1	1.2	1.2	100	100	90-110	0	20		
Nitrogen, Nitrite	mg/L	ND	1	1	1.0	1.0	101	101	90-110	0	20		

MATRIX SPIKE SAMPLE: 3292120

Parameter	Units	50336480003 Result	Spike Conc.	MS Result	MS % Rec	% Rec Limits	Qualifiers
Nitrogen, Nitrate	mg/L	0.48	1	1.5	103	90-110	
Nitrogen, Nitrite	mg/L	ND	1	1.0	102	90-110	

Results presented on this page are in the units indicated by the "Units" column except where an alternate unit is presented to the right of the result.

REPORT OF LABORATORY ANALYSIS

This report shall not be reproduced, except in full, without the written consent of Pace Analytical Services, LLC.

QUALITY CONTROL DATA

Project: Harding Street Ash Pond System
Pace Project No.: 50336534

QC Batch: 717247 Analysis Method: EPA 365.1
QC Batch Method: EPA 365.1 Analysis Description: 365.1 Total Phosphorus
Laboratory: Pace Analytical Services - Indianapolis
Associated Lab Samples: 50336534001, 50336534002, 50336534003, 50336534004, 50336534005, 50336534006, 50336534007, 50336534008, 50336534009

METHOD BLANK: 3292925 Matrix: Water
Associated Lab Samples: 50336534001, 50336534002, 50336534003, 50336534004, 50336534005, 50336534006, 50336534007, 50336534008, 50336534009

Parameter	Units	Blank Result	Reporting Limit	MDL	Analyzed	Qualifiers
Phosphate as P04	mg/L	ND	0.15	0.15	02/06/23 14:47	

LABORATORY CONTROL SAMPLE: 3292926

Parameter	Units	Spike Conc.	LCS Result	LCS % Rec	% Rec Limits	Qualifiers
Phosphate as P04	mg/L		1.5			

MATRIX SPIKE & MATRIX SPIKE DUPLICATE: 3292927 3292928

Parameter	Units	50336418001 Result	MS Spike Conc.	MSD Spike Conc.	MS Result	MSD Result	MS % Rec	MSD % Rec	% Rec Limits	RPD	Max RPD	Qual
Phosphate as P04	mg/L	0.16			1.5	1.5					0	

MATRIX SPIKE SAMPLE: 3292929

Parameter	Units	50336534009 Result	Spike Conc.	MS Result	MS % Rec	% Rec Limits	Qualifiers
Phosphate as P04	mg/L		ND		1.4		

Results presented on this page are in the units indicated by the "Units" column except where an alternate unit is presented to the right of the result.

REPORT OF LABORATORY ANALYSIS

This report shall not be reproduced, except in full,
without the written consent of Pace Analytical Services, LLC.

QUALITY CONTROL DATA

Project: Harding Street Ash Pond System

Pace Project No.: 50336534

QC Batch:	717295	Analysis Method:	SM 5310C
QC Batch Method:	SM 5310C	Analysis Description:	5310C Total Organic Carbon
		Laboratory:	Pace Analytical Services - Indianapolis

Associated Lab Samples: 50336534001, 50336534002, 50336534003, 50336534004, 50336534005, 50336534006, 50336534007, 50336534008, 50336534009

METHOD BLANK: 3293182 Matrix: Water

Associated Lab Samples: 50336534001, 50336534002, 50336534003, 50336534004, 50336534005, 50336534006, 50336534007, 50336534008, 50336534009

Parameter	Units	Blank Result	Reporting Limit	MDL	Analyzed	Qualifiers
Total Organic Carbon	mg/L	ND	1.0	0.24	02/06/23 17:50	

LABORATORY CONTROL SAMPLE: 3293183

Parameter	Units	Spike Conc.	LCS Result	LCS % Rec	% Rec Limits	Qualifiers
Total Organic Carbon	mg/L	10	10.4	104	90-110	

MATRIX SPIKE & MATRIX SPIKE DUPLICATE: 3293184 3293185

Parameter	Units	50336525009 Result	MS Spike Conc.	MSD Spike Conc.	MS Result	MSD Result	MS % Rec	MSD % Rec	% Rec Limits	RPD	Max RPD	Qual
Total Organic Carbon	mg/L	1.3	10	10	11.3	11.4	99	101	80-120	1	20	

MATRIX SPIKE SAMPLE: 3293186

Parameter	Units	50336525010 Result	Spike Conc.	MS Result	MS % Rec	% Rec Limits	Qualifiers
Total Organic Carbon	mg/L	3.1	10	13.1	100	80-120	

Results presented on this page are in the units indicated by the "Units" column except where an alternate unit is presented to the right of the result.

REPORT OF LABORATORY ANALYSIS

This report shall not be reproduced, except in full,
without the written consent of Pace Analytical Services, LLC.

QUALITY CONTROL DATA

Project: Harding Street Ash Pond System

Pace Project No.: 50336534

QC Batch: 717297

Analysis Method: SM 5310C

QC Batch Method: SM 5310C

Analysis Description: 5310C Dissolved Organic Carbon

Laboratory: Pace Analytical Services - Indianapolis

Associated Lab Samples: 50336534001, 50336534002, 50336534003, 50336534004, 50336534005, 50336534006, 50336534007, 50336534008, 50336534009

METHOD BLANK: 3293187

Matrix: Water

Associated Lab Samples: 50336534001, 50336534002, 50336534003, 50336534004, 50336534005, 50336534006, 50336534007, 50336534008, 50336534009

Parameter	Units	Blank Result	Reporting Limit	MDL	Analyzed	Qualifiers
Dissolved Organic Carbon	mg/L	ND	1.0	0.24	02/06/23 23:30	

LABORATORY CONTROL SAMPLE: 3293188

Parameter	Units	Spike Conc.	LCS Result	LCS % Rec	% Rec Limits	Qualifiers
Dissolved Organic Carbon	mg/L	10	10.4	104	90-110	

MATRIX SPIKE & MATRIX SPIKE DUPLICATE: 3293189 3293190

Parameter	Units	MS		MSD		MS % Rec	MSD % Rec	% Rec Limits	RPD	Max RPD	Qual
		50336534001 Result	Spike Conc.	Spike Conc.	Result						
Dissolved Organic Carbon	mg/L	1.7	10	10	11.7	100	104	80-120	3	20	

Results presented on this page are in the units indicated by the "Units" column except where an alternate unit is presented to the right of the result.

REPORT OF LABORATORY ANALYSIS

This report shall not be reproduced, except in full,
without the written consent of Pace Analytical Services, LLC.

ANALYTICAL RESULTS - RADIOCHEMISTRY

Project: Harding Street Ash Pond System

Pace Project No.: 50336534

Sample: MW-9SR **Lab ID: 50336534001** Collected: 01/31/23 09:45 Received: 02/01/23 15:00 Matrix: Water
PWS: Site ID: Sample Type:

Parameters	Method	Act ± Unc (MDC) Carr Trac	Units	Analyzed	CAS No.	Qual
	Pace Analytical Services - Greensburg					
Radium-226	EPA 903.1	0.797 ± 0.873 (1.40) C:NA T:82%	pCi/L	02/14/23 13:24	13982-63-3	
	Pace Analytical Services - Greensburg					
Radium-228	EPA 904.0	0.730 ± 0.399 (0.724) C:82% T:96%	pCi/L	02/14/23 17:49	15262-20-1	
	Pace Analytical Services - Greensburg					
Total Radium	Total Radium Calculation	1.53 ± 1.27 (2.12)	pCi/L	02/15/23 10:33	7440-14-4	

REPORT OF LABORATORY ANALYSIS

This report shall not be reproduced, except in full,
without the written consent of Pace Analytical Services, LLC.

ANALYTICAL RESULTS - RADIOCHEMISTRY

Project: Harding Street Ash Pond System

Pace Project No.: 50336534

Sample: MW-12D1 **Lab ID: 50336534002** Collected: 01/31/23 11:15 Received: 02/01/23 15:00 Matrix: Water
PWS: Site ID: Sample Type:

Parameters	Method	Act ± Unc (MDC) Carr Trac	Units	Analyzed	CAS No.	Qual
	Pace Analytical Services - Greensburg					
Radium-226	EPA 903.1	0.0666 ± 0.392 (0.800) C:NA T:95%	pCi/L	02/14/23 13:40	13982-63-3	
	Pace Analytical Services - Greensburg					
Radium-228	EPA 904.0	0.519 ± 0.349 (0.673) C:82% T:105%	pCi/L	02/14/23 17:49	15262-20-1	
	Pace Analytical Services - Greensburg					
Total Radium	Total Radium Calculation	0.586 ± 0.741 (1.47)	pCi/L	02/15/23 10:33	7440-14-4	

REPORT OF LABORATORY ANALYSIS

This report shall not be reproduced, except in full,
without the written consent of Pace Analytical Services, LLC.

ANALYTICAL RESULTS - RADIOCHEMISTRY

Project: Harding Street Ash Pond System

Pace Project No.: 50336534

Sample: MW-5D **Lab ID: 50336534003** Collected: 01/31/23 12:40 Received: 02/01/23 15:00 Matrix: Water
PWS: Site ID: Sample Type:

Parameters	Method	Act ± Unc (MDC) Carr Trac	Units	Analyzed	CAS No.	Qual
	Pace Analytical Services - Greensburg					
Radium-226	EPA 903.1	0.0731 ± 0.430 (0.878) C:NA T:95%	pCi/L	02/14/23 13:40	13982-63-3	
	Pace Analytical Services - Greensburg					
Radium-228	EPA 904.0	0.396 ± 0.339 (0.684) C:77% T:103%	pCi/L	02/14/23 17:49	15262-20-1	
	Pace Analytical Services - Greensburg					
Total Radium	Total Radium Calculation	0.469 ± 0.769 (1.56)	pCi/L	02/15/23 10:33	7440-14-4	

REPORT OF LABORATORY ANALYSIS

This report shall not be reproduced, except in full,
without the written consent of Pace Analytical Services, LLC.

ANALYTICAL RESULTS - RADIOCHEMISTRY

Project: Harding Street Ash Pond System

Pace Project No.: 50336534

Sample: MW-2D1 **Lab ID: 50336534004** Collected: 01/31/23 14:10 Received: 02/01/23 15:00 Matrix: Water
PWS: Site ID: Sample Type:

Parameters	Method	Act ± Unc (MDC) Carr Trac	Units	Analyzed	CAS No.	Qual
	Pace Analytical Services - Greensburg					
Radium-226	EPA 903.1	4.90 ± 1.43 (1.04) C:NA T:91%	pCi/L	02/14/23 13:40	13982-63-3	
	Pace Analytical Services - Greensburg					
Radium-228	EPA 904.0	1.02 ± 0.431 (0.708) C:79% T:104%	pCi/L	02/14/23 17:49	15262-20-1	
	Pace Analytical Services - Greensburg					
Total Radium	Total Radium Calculation	5.92 ± 1.86 (1.75)	pCi/L	02/15/23 10:33	7440-14-4	

REPORT OF LABORATORY ANALYSIS

This report shall not be reproduced, except in full,
without the written consent of Pace Analytical Services, LLC.

ANALYTICAL RESULTS - RADIOCHEMISTRY

Project: Harding Street Ash Pond System

Pace Project No.: 50336534

Sample: MW-2IL **Lab ID: 50336534005** Collected: 02/01/23 09:50 Received: 02/01/23 15:00 Matrix: Water
PWS: Site ID: Sample Type:

Parameters	Method	Act ± Unc (MDC) Carr Trac	Units	Analyzed	CAS No.	Qual
	Pace Analytical Services - Greensburg					
Radium-226	EPA 903.1	1.00 ± 0.640 (0.804) C:NA T:92%	pCi/L	02/14/23 13:40	13982-63-3	
	Pace Analytical Services - Greensburg					
Radium-228	EPA 904.0	0.706 ± 0.397 (0.731) C:81% T:100%	pCi/L	02/14/23 17:49	15262-20-1	
	Pace Analytical Services - Greensburg					
Total Radium	Total Radium Calculation	1.71 ± 1.04 (1.54)	pCi/L	02/15/23 10:33	7440-14-4	

REPORT OF LABORATORY ANALYSIS

This report shall not be reproduced, except in full,
without the written consent of Pace Analytical Services, LLC.

ANALYTICAL RESULTS - RADIOCHEMISTRY

Project: Harding Street Ash Pond System

Pace Project No.: 50336534

Sample: MW-17D **Lab ID: 50336534006** Collected: 02/01/23 11:10 Received: 02/01/23 15:00 Matrix: Water
PWS: Site ID: Sample Type:

Parameters	Method	Act ± Unc (MDC) Carr Trac	Units	Analyzed	CAS No.	Qual
	Pace Analytical Services - Greensburg					
Radium-226	EPA 903.1	1.94 ± 0.882 (0.897) C:NA T:88%	pCi/L	02/14/23 13:40	13982-63-3	
	Pace Analytical Services - Greensburg					
Radium-228	EPA 904.0	0.698 ± 0.334 (0.571) C:84% T:111%	pCi/L	02/14/23 17:50	15262-20-1	
	Pace Analytical Services - Greensburg					
Total Radium	Total Radium Calculation	2.64 ± 1.22 (1.47)	pCi/L	02/15/23 10:33	7440-14-4	

REPORT OF LABORATORY ANALYSIS

This report shall not be reproduced, except in full,
without the written consent of Pace Analytical Services, LLC.

ANALYTICAL RESULTS - RADIOCHEMISTRY

Project: Harding Street Ash Pond System

Pace Project No.: 50336534

Sample: MW-17IL **Lab ID: 50336534007** Collected: 02/01/23 12:00 Received: 02/01/23 15:00 Matrix: Water
PWS: Site ID: Sample Type:

Parameters	Method	Act ± Unc (MDC) Carr Trac	Units	Analyzed	CAS No.	Qual
	Pace Analytical Services - Greensburg					
Radium-226	EPA 903.1	0.881 ± 0.692 (0.962) C:NA T:84%	pCi/L	02/14/23 13:40	13982-63-3	
	Pace Analytical Services - Greensburg					
Radium-228	EPA 904.0	0.815 ± 0.385 (0.658) C:78% T:106%	pCi/L	02/14/23 17:50	15262-20-1	
	Pace Analytical Services - Greensburg					
Total Radium	Total Radium Calculation	1.70 ± 1.08 (1.62)	pCi/L	02/15/23 10:33	7440-14-4	

REPORT OF LABORATORY ANALYSIS

This report shall not be reproduced, except in full,
without the written consent of Pace Analytical Services, LLC.

ANALYTICAL RESULTS - RADIOCHEMISTRY

Project: Harding Street Ash Pond System

Pace Project No.: 50336534

Sample: MW-171 **Lab ID: 50336534008** Collected: 02/01/23 12:55 Received: 02/01/23 15:00 Matrix: Water
PWS: Site ID: Sample Type:

Parameters	Method	Act ± Unc (MDC) Carr Trac	Units	Analyzed	CAS No.	Qual
	Pace Analytical Services - Greensburg					
Radium-226	EPA 903.1	0.882 ± 0.741 (1.10) C:NA T:86%	pCi/L	02/14/23 13:40	13982-63-3	
	Pace Analytical Services - Greensburg					
Radium-228	EPA 904.0	0.687 ± 0.390 (0.722) C:80% T:107%	pCi/L	02/14/23 17:50	15262-20-1	
	Pace Analytical Services - Greensburg					
Total Radium	Total Radium Calculation	1.57 ± 1.13 (1.82)	pCi/L	02/15/23 10:33	7440-14-4	

REPORT OF LABORATORY ANALYSIS

This report shall not be reproduced, except in full,
without the written consent of Pace Analytical Services, LLC.

ANALYTICAL RESULTS - RADIOCHEMISTRY

Project: Harding Street Ash Pond System

Pace Project No.: 50336534

Sample: MW-17S **Lab ID: 50336534009** Collected: 02/01/23 14:00 Received: 02/01/23 15:00 Matrix: Water
PWS: Site ID: Sample Type:

Parameters	Method	Act ± Unc (MDC) Carr Trac	Units	Analyzed	CAS No.	Qual
	Pace Analytical Services - Greensburg					
Radium-226	EPA 903.1	-0.135 ± 0.495 (1.07) C:NA T:97%	pCi/L	02/14/23 16:02	13982-63-3	
	Pace Analytical Services - Greensburg					
Radium-228	EPA 904.0	0.501 ± 0.337 (0.640) C:88% T:83%	pCi/L	02/15/23 12:57	15262-20-1	
	Pace Analytical Services - Greensburg					
Total Radium	Total Radium Calculation	0.501 ± 0.832 (1.71)	pCi/L	02/16/23 13:51	7440-14-4	

REPORT OF LABORATORY ANALYSIS

This report shall not be reproduced, except in full,
without the written consent of Pace Analytical Services, LLC.

QUALITY CONTROL - RADIOCHEMISTRY

Project: Harding Street Ash Pond System

Pace Project No.: 50336534

QC Batch: 565174

Analysis Method: EPA 903.1

QC Batch Method: EPA 903.1

Analysis Description: 903.1 Radium-226

Laboratory: Pace Analytical Services - Greensburg

Associated Lab Samples: 50336534009

METHOD BLANK: 2743995

Matrix: Water

Associated Lab Samples: 50336534009

Parameter	Act ± Unc (MDC) Carr Trac	Units	Analyzed	Qualifiers
Radium-226	-0.0531 ± 0.276 (0.638) C:NA T:99%	pCi/L	02/14/23 16:02	

Results presented on this page are in the units indicated by the "Units" column except where an alternate unit is presented to the right of the result.

REPORT OF LABORATORY ANALYSIS

This report shall not be reproduced, except in full,
without the written consent of Pace Analytical Services, LLC.

QUALITY CONTROL - RADIOCHEMISTRY

Project: Harding Street Ash Pond System

Pace Project No.: 50336534

QC Batch: 565177

Analysis Method: EPA 904.0

QC Batch Method: EPA 904.0

Analysis Description: 904.0 Radium 228

Laboratory: Pace Analytical Services - Greensburg

Associated Lab Samples: 50336534009

METHOD BLANK: 2744000

Matrix: Water

Associated Lab Samples: 50336534009

Parameter	Act ± Unc (MDC) Carr Trac	Units	Analyzed	Qualifiers
Radium-228	0.214 ± 0.254 (0.536) C:91% T:95%	pCi/L	02/15/23 12:56	

Results presented on this page are in the units indicated by the "Units" column except where an alternate unit is presented to the right of the result.

REPORT OF LABORATORY ANALYSIS

This report shall not be reproduced, except in full,
without the written consent of Pace Analytical Services, LLC.

QUALIFIERS

Project: Harding Street Ash Pond System

Pace Project No.: 50336534

DEFINITIONS

DF - Dilution Factor, if reported, represents the factor applied to the reported data due to dilution of the sample aliquot.

ND - Not Detected at or above adjusted reporting limit.

TNTC - Too Numerous To Count

J - Estimated concentration above the adjusted method detection limit and below the adjusted reporting limit.

MDL - Adjusted Method Detection Limit.

PQL - Practical Quantitation Limit.

RL - Reporting Limit - The lowest concentration value that meets project requirements for quantitative data with known precision and bias for a specific analyte in a specific matrix.

S - Surrogate

1,2-Diphenylhydrazine decomposes to and cannot be separated from Azobenzene using Method 8270. The result for each analyte is a combined concentration.

Consistent with EPA guidelines, unrounded data are displayed and have been used to calculate % recovery and RPD values.

LCS(D) - Laboratory Control Sample (Duplicate)

MS(D) - Matrix Spike (Duplicate)

DUP - Sample Duplicate

RPD - Relative Percent Difference

NC - Not Calculable.

SG - Silica Gel - Clean-Up

U - Indicates the compound was analyzed for, but not detected.

N-Nitrosodiphenylamine decomposes and cannot be separated from Diphenylamine using Method 8270. The result reported for each analyte is a combined concentration.

Reported results are not rounded until the final step prior to reporting. Therefore, calculated parameters that are typically reported as "Total" may vary slightly from the sum of the reported component parameters.

Act - Activity

Unc - Uncertainty: SDWA = 1.96 sigma count uncertainty, all other matrices = Expanded Uncertainty (95% confidence interval).

Gamma Spec = Expanded Uncertainty (95.4% Confidence Interval)

(MDC) - Minimum Detectable Concentration

Trac - Tracer Recovery (%)

Carr - Carrier Recovery (%)

Pace Analytical is TNI accredited. Contact your Pace PM for the current list of accredited analytes.

TNI - The NELAC Institute.

ANALYTE QUALIFIERS

D3 Sample was diluted due to the presence of high levels of non-target analytes or other matrix interference.

H3 Sample was received or analysis requested beyond the recognized method holding time.

M3 Matrix spike recovery was outside laboratory control limits due to matrix interferences.

N2 The lab does not hold NELAC/TNI accreditation for this parameter but other accreditations/certifications may apply. A complete list of accreditations/certifications is available upon request.

P6 Matrix spike recovery was outside laboratory control limits due to a parent sample concentration notably higher than the spike level.

REPORT OF LABORATORY ANALYSIS

This report shall not be reproduced, except in full,
without the written consent of Pace Analytical Services, LLC.

QUALITY CONTROL DATA CROSS REFERENCE TABLE

Project: Harding Street Ash Pond System

Pace Project No.: 50336534

Lab ID	Sample ID	QC Batch Method	QC Batch	Analytical Method	Analytical Batch
50336534001	MW-9SR	EPA 9056	717089		
50336534002	MW-12D1	EPA 9056	717089		
50336534003	MW-5D	EPA 9056	717089		
50336534004	MW-2D1	EPA 9056	717089		
50336534005	MW-2IL	EPA 9056	717089		
50336534006	MW-17D	EPA 9056	717089		
50336534007	MW-17IL	EPA 9056	717089		
50336534008	MW-17I	EPA 9056	717089		
50336534009	MW-17S	EPA 9056	717089		
50336534001	MW-9SR	EPA 3010	717200	EPA 6010	717416
50336534002	MW-12D1	EPA 3010	717200	EPA 6010	717416
50336534003	MW-5D	EPA 3010	717200	EPA 6010	717416
50336534004	MW-2D1	EPA 3010	717200	EPA 6010	717416
50336534005	MW-2IL	EPA 3010	717200	EPA 6010	717416
50336534006	MW-17D	EPA 3010	717200	EPA 6010	717416
50336534007	MW-17IL	EPA 3010	717200	EPA 6010	717416
50336534008	MW-17I	EPA 3010	717200	EPA 6010	717416
50336534009	MW-17S	EPA 3010	717200	EPA 6010	717416
50336534001	MW-9SR	EPA 3010	717220	EPA 6010	717579
50336534002	MW-12D1	EPA 3010	717220	EPA 6010	717579
50336534003	MW-5D	EPA 3010	717220	EPA 6010	717579
50336534004	MW-2D1	EPA 3010	717220	EPA 6010	717579
50336534005	MW-2IL	EPA 3010	717220	EPA 6010	717579
50336534006	MW-17D	EPA 3010	717220	EPA 6010	717579
50336534007	MW-17IL	EPA 3010	717220	EPA 6010	717579
50336534008	MW-17I	EPA 3010	717220	EPA 6010	717579
50336534009	MW-17S	EPA 3010	717220	EPA 6010	717579
50336534001	MW-9SR	EPA 200.2	717038	EPA 6020	717147
50336534002	MW-12D1	EPA 200.2	717038	EPA 6020	717147
50336534003	MW-5D	EPA 200.2	717038	EPA 6020	717147
50336534004	MW-2D1	EPA 200.2	717038	EPA 6020	717147
50336534005	MW-2IL	EPA 200.2	717038	EPA 6020	717147
50336534006	MW-17D	EPA 200.2	717038	EPA 6020	717147
50336534007	MW-17IL	EPA 200.2	717038	EPA 6020	717147
50336534008	MW-17I	EPA 200.2	717038	EPA 6020	717147
50336534009	MW-17S	EPA 200.2	717038	EPA 6020	717147
50336534001	MW-9SR	EPA 903.1	565166		
50336534002	MW-12D1	EPA 903.1	565166		
50336534003	MW-5D	EPA 903.1	565166		
50336534004	MW-2D1	EPA 903.1	565166		
50336534005	MW-2IL	EPA 903.1	565166		
50336534006	MW-17D	EPA 903.1	565166		
50336534007	MW-17IL	EPA 903.1	565166		
50336534008	MW-17I	EPA 903.1	565166		
50336534009	MW-17S	EPA 903.1	565174		
50336534001	MW-9SR	EPA 904.0	565167		

REPORT OF LABORATORY ANALYSIS

This report shall not be reproduced, except in full,
without the written consent of Pace Analytical Services, LLC.

QUALITY CONTROL DATA CROSS REFERENCE TABLE

Project: Harding Street Ash Pond System

Pace Project No.: 50336534

Lab ID	Sample ID	QC Batch Method	QC Batch	Analytical Method	Analytical Batch
50336534002	MW-12D1	EPA 904.0	565167		
50336534003	MW-5D	EPA 904.0	565167		
50336534004	MW-2D1	EPA 904.0	565167		
50336534005	MW-2IL	EPA 904.0	565167		
50336534006	MW-17D	EPA 904.0	565167		
50336534007	MW-17IL	EPA 904.0	565167		
50336534008	MW-17I	EPA 904.0	565167		
50336534009	MW-17S	EPA 904.0	565177		
50336534001	MW-9SR	Total Radium Calculation	567223		
50336534002	MW-12D1	Total Radium Calculation	567223		
50336534003	MW-5D	Total Radium Calculation	567223		
50336534004	MW-2D1	Total Radium Calculation	567223		
50336534005	MW-2IL	Total Radium Calculation	567223		
50336534006	MW-17D	Total Radium Calculation	567223		
50336534007	MW-17IL	Total Radium Calculation	567223		
50336534008	MW-17I	Total Radium Calculation	567223		
50336534009	MW-17S	Total Radium Calculation	567638		
50336534001	MW-9SR	SM 2320B	717115		
50336534002	MW-12D1	SM 2320B	717115		
50336534003	MW-5D	SM 2320B	717115		
50336534004	MW-2D1	SM 2320B	717115		
50336534005	MW-2IL	SM 2320B	717115		
50336534006	MW-17D	SM 2320B	717115		
50336534007	MW-17IL	SM 2320B	717115		
50336534008	MW-17I	SM 2320B	717115		
50336534009	MW-17S	SM 2320B	717115		
50336534001	MW-9SR	SM 2540C	717068		
50336534002	MW-12D1	SM 2540C	717068		
50336534003	MW-5D	SM 2540C	717113		
50336534004	MW-2D1	SM 2540C	717113		
50336534005	MW-2IL	SM 2540C	717113		
50336534006	MW-17D	SM 2540C	717113		
50336534007	MW-17IL	SM 2540C	717113		
50336534008	MW-17I	SM 2540C	717113		
50336534009	MW-17S	SM 2540C	717113		
50336534001	MW-9SR	SM 4500-CI G	717279		
50336534002	MW-12D1	SM 4500-CI G	717279		
50336534003	MW-5D	SM 4500-CI G	717279		
50336534004	MW-2D1	SM 4500-CI G	717279		
50336534005	MW-2IL	SM 4500-CI G	717279		
50336534006	MW-17D	SM 4500-CI G	717279		
50336534007	MW-17IL	SM 4500-CI G	717279		
50336534008	MW-17I	SM 4500-CI G	717279		
50336534009	MW-17S	SM 4500-CI G	717279		
50336534001	MW-9SR	SM 4500-H+B	717819		

REPORT OF LABORATORY ANALYSIS

This report shall not be reproduced, except in full,
without the written consent of Pace Analytical Services, LLC.

QUALITY CONTROL DATA CROSS REFERENCE TABLE

Project: Harding Street Ash Pond System

Pace Project No.: 50336534

Lab ID	Sample ID	QC Batch Method	QC Batch	Analytical Method	Analytical Batch
50336534002	MW-12D1	SM 4500-H+B	717819		
50336534003	MW-5D	SM 4500-H+B	717819		
50336534004	MW-2D1	SM 4500-H+B	717819		
50336534005	MW-2IL	SM 4500-H+B	717819		
50336534006	MW-17D	SM 4500-H+B	717819		
50336534007	MW-17IL	SM 4500-H+B	717819		
50336534008	MW-17I	SM 4500-H+B	717819		
50336534009	MW-17S	SM 4500-H+B	717819		
50336534001	MW-9SR	SM 4500-S2-D	717072		
50336534002	MW-12D1	SM 4500-S2-D	717072		
50336534003	MW-5D	SM 4500-S2-D	717072		
50336534004	MW-2D1	SM 4500-S2-D	717072		
50336534005	MW-2IL	SM 4500-S2-D	717072		
50336534006	MW-17D	SM 4500-S2-D	717072		
50336534007	MW-17IL	SM 4500-S2-D	717072		
50336534008	MW-17I	SM 4500-S2-D	717072		
50336534009	MW-17S	SM 4500-S2-D	717072		
50336534001	MW-9SR	HACH 8146	717991		
50336534002	MW-12D1	HACH 8146	717991		
50336534003	MW-5D	HACH 8146	717991		
50336534004	MW-2D1	HACH 8146	717991		
50336534005	MW-2IL	HACH 8146	717991		
50336534006	MW-17D	HACH 8146	717991		
50336534007	MW-17IL	HACH 8146	717991		
50336534008	MW-17I	HACH 8146	717991		
50336534009	MW-17S	HACH 8146	717991		
50336534001	MW-9SR	EPA 353.2	717030		
50336534002	MW-12D1	EPA 353.2	717030		
50336534003	MW-5D	EPA 353.2	717030		
50336534004	MW-2D1	EPA 353.2	717030		
50336534005	MW-2IL	EPA 353.2	717030		
50336534006	MW-17D	EPA 353.2	717030		
50336534007	MW-17IL	EPA 353.2	717030		
50336534008	MW-17I	EPA 353.2	717030		
50336534009	MW-17S	EPA 353.2	717030		
50336534001	MW-9SR	EPA 365.1	717247	EPA 365.1	717536
50336534002	MW-12D1	EPA 365.1	717247	EPA 365.1	717536
50336534003	MW-5D	EPA 365.1	717247	EPA 365.1	717536
50336534004	MW-2D1	EPA 365.1	717247	EPA 365.1	717536
50336534005	MW-2IL	EPA 365.1	717247	EPA 365.1	717536
50336534006	MW-17D	EPA 365.1	717247	EPA 365.1	717536
50336534007	MW-17IL	EPA 365.1	717247	EPA 365.1	717536
50336534008	MW-17I	EPA 365.1	717247	EPA 365.1	717536
50336534009	MW-17S	EPA 365.1	717247	EPA 365.1	717536
50336534001	MW-9SR	SM 5310C	717295		
50336534002	MW-12D1	SM 5310C	717295		

REPORT OF LABORATORY ANALYSIS

This report shall not be reproduced, except in full,
without the written consent of Pace Analytical Services, LLC.

QUALITY CONTROL DATA CROSS REFERENCE TABLE

Project: Harding Street Ash Pond System

Pace Project No.: 50336534

Lab ID	Sample ID	QC Batch Method	QC Batch	Analytical Method	Analytical Batch
50336534003	MW-5D	SM 5310C	717295		
50336534004	MW-2D1	SM 5310C	717295		
50336534005	MW-2IL	SM 5310C	717295		
50336534006	MW-17D	SM 5310C	717295		
50336534007	MW-17IL	SM 5310C	717295		
50336534008	MW-17I	SM 5310C	717295		
50336534009	MW-17S	SM 5310C	717295		
50336534001	MW-9SR	SM 5310C	717297		
50336534002	MW-12D1	SM 5310C	717297		
50336534003	MW-5D	SM 5310C	717297		
50336534004	MW-2D1	SM 5310C	717297		
50336534005	MW-2IL	SM 5310C	717297		
50336534006	MW-17D	SM 5310C	717297		
50336534007	MW-17IL	SM 5310C	717297		
50336534008	MW-17I	SM 5310C	717297		
50336534009	MW-17S	SM 5310C	717297		

REPORT OF LABORATORY ANALYSIS

This report shall not be reproduced, except in full,
without the written consent of Pace Analytical Services, LLC.



SAMPLE CONDITION UPON RECEIPT FORM

Date/Time and Initials of person examining contents: MCS 21123 1545

1. Courier: FED EX UPS CLIENT PACE USPS OTHER _____

2. Custody Seal on Cooler/Box Present: Yes No
 (If yes)Seals Intact: Yes No (leave blank if no seals were present)

3. Thermometer: **1 2 3 4 5 6 A B C D E F** ③

4. Cooler Temperature(s): 0.5 / 0.8 0.9 / 0.9 4.0 / 4.0 _____
 (Initial/Corrected) RECORD TEMPS OF ALL COOLERS RECEIVED (use Comments below to add more)

5. Packing Material: Bubble Wrap Bubble Bags
 None Other _____

6. Ice Type: Wet Blue None

7. If temp. is over 6°C or under 0°C, was the PM notified?: Yes No
 Cooler temp should be above freezing to 6°C

All discrepancies will be written out in the comments section below.

	Yes	No		Yes	No	N/A
USDA Regulated Soils? (HI, ID, NY, WA, OR, CA, NM, TX, OK, AR, LA, TN, AL, MS, NC, SC, GA, FL, or Puerto Rico)		/	All containers needing acid/base preservation have been pH CHECKED?. Exceptions: VOA, coliform, LLHg, O&G, RAD CHEM, and any container with a septum cap or preserved with HCl.			
Short Hold Time Analysis (48 hours or less)? Analysis: <u>N02 / N03</u>	/		Circle: HNO3 (<2) H2SO4 (<2) NaOH (>10) NaOH/ZnAc (>9) Any non-conformance to pH recommendations will be noted on the container count form	✓		
Time 5035A TC placed in Freezer or Short Holds To Lab Time: <u>17:35</u>			Residual Chlorine Check (SVOC 625 Pest/PCB 608)	<u>Present</u>	<u>Absent</u>	<u>N/A</u>
Rush TAT Requested (4 days or less):		/	Residual Chlorine Check (Total/Amenable/Free Cyanide)			/
Custody Signatures Present?	/		Headspace Wisconsin Sulfide?			/
Containers Intact?:	/		Headspace in VOA Vials (>6mm): See Container Count form for details	<u>Present</u>	<u>Absent</u>	<u>No VOA Vials Sent</u>
Sample Label (IDs/Dates/Times) Match COC?: Except TCs, which only require sample ID	/		Trip Blank Present?		/	
Extra labels on Terracore Vials? (soils only)			Trip Blank Custody Seals?:			/

COMMENTS:



August 11, 2023

Mr. Mark Breting
ATC Group Services
7988 Centerpoint Drive
Suite 100
Indianapolis, IN 46256

RE: Project: Harding Street
Pace Project No.: 50336986

Dear Mr. Breting:

Enclosed are the analytical results for sample(s) received by the laboratory on February 08, 2023. The results relate only to the samples included in this report. Results reported herein conform to the applicable TNI/NELAC Standards and the laboratory's Quality Manual, where applicable, unless otherwise noted in the body of the report.

The test results provided in this final report were generated by each of the following laboratories within the Pace Network:

- Pace Analytical Services - Indianapolis
- Pace Analytical Services - Greensburg

If you have any questions concerning this report, please feel free to contact me.

Sincerely,

Will Statz
will.statz@pacelabs.com
(317)228-3105
Project Manager

Enclosures

cc: Mohammed Bazlamit, Atlas
Mr. Robert Miller, Haley & Aldrich



REPORT OF LABORATORY ANALYSIS

This report shall not be reproduced, except in full,
without the written consent of Pace Analytical Services, LLC.



CERTIFICATIONS

Project: Harding Street

Pace Project No.: 50336986

Pace Analytical Services Pennsylvania

1638 Roseytown Rd Suites 2,3&4, Greensburg, PA 15601
 ANAB DOD-ELAP Rad Accreditation #: L2417
 ANABISO/IEC 17025:2017 Rad Cert#: L24170
 Alabama Certification #: 41590
 Arizona Certification #: AZ0734
 Arkansas Certification
 California Certification #: 2950
 Colorado Certification #: PA01547
 Connecticut Certification #: PH-0694
 EPA Region 4 DW Rad
 Florida/TNI Certification #: E87683
 Georgia Certification #: C040
 Guam Certification
 Hawaii Certification
 Idaho Certification
 Illinois Certification
 Indiana Certification
 Iowa Certification #: 391
 Kansas Certification #: E-10358
 Kentucky Certification #: KY90133
 KY WW Permit #: KY0098221
 KY WW Permit #: KY0000221
 Louisiana DHH/TNI Certification #: LA010
 Louisiana DEQ/TNI Certification #: 04086
 Maine Certification #: 2023021
 Maryland Certification #: 308
 Massachusetts Certification #: M-PA1457
 Michigan/PADEP Certification #: 9991

Missouri Certification #: 235
 Montana Certification #: Cert0082
 Nebraska Certification #: NE-OS-29-14
 Nevada Certification #: PA014572023-03
 New Hampshire/TNI Certification #: 297622
 New Jersey/TNI Certification #: PA051
 New Mexico Certification #: PA01457
 New York/TNI Certification #: 10888
 North Carolina Certification #: 42706
 North Dakota Certification #: R-190
 Ohio EPA Rad Approval: #41249
 Oregon/TNI Certification #: PA200002-015
 Pennsylvania/TNI Certification #: 65-00282
 Puerto Rico Certification #: PA01457
 Rhode Island Certification #: 65-00282
 South Dakota Certification
 Tennessee Certification #: TN02867
 Texas/TNI Certification #: T104704188-22-18
 Utah/TNI Certification #: PA014572223-14
 USDA Soil Permit #: 525-23-67-77263
 Vermont Dept. of Health: ID# VT-0282
 Virgin Island/PADEP Certification
 Virginia/VELAP Certification #: 460198
 Washington Certification #: C868
 West Virginia DEP Certification #: 143
 West Virginia DHHR Certification #: 9964C
 Wisconsin Approve List for Rad

Pace Analytical Services Indianapolis

7726 Moller Road, Indianapolis, IN 46268
 Illinois Accreditation #: 200074
 Indiana Drinking Water Laboratory #: C-49-06
 Kansas/TNI Certification #: E-10177
 Kentucky UST Agency Interest #: 80226
 Kentucky WW Laboratory ID #: 98019
 Michigan Drinking Water Laboratory #9050

Ohio VAP Certified Laboratory #: CL0065
 Oklahoma Laboratory #: 9204
 Texas Certification #: T104704355
 Wisconsin Laboratory #: 999788130
 USDA Foreign Soil Permit #: 525-23-13-23119
 USDA Compliance Agreement #: IN-SL-22-001

REPORT OF LABORATORY ANALYSIS

This report shall not be reproduced, except in full,
 without the written consent of Pace Analytical Services, LLC.



SAMPLE SUMMARY

Project: Harding Street

Pace Project No.: 50336986

Lab ID	Sample ID	Matrix	Date Collected	Date Received
50336986001	MW-141	Water	02/07/23 14:25	02/08/23 15:00
50336986002	MW-14D1	Water	02/07/23 12:15	02/08/23 15:00
50336986003	MW-8D	Water	02/07/23 12:15	02/08/23 15:00
50336986004	MW-6D	Water	02/07/23 14:30	02/08/23 15:00
50336986005	MW-16S	Water	02/07/23 11:35	02/08/23 15:00
50336986006	MW-16D	Water	02/07/23 09:55	02/08/23 15:00

REPORT OF LABORATORY ANALYSIS

This report shall not be reproduced, except in full,
without the written consent of Pace Analytical Services, LLC.



SAMPLE ANALYTE COUNT

Project: Harding Street
 Pace Project No.: 50336986

Lab ID	Sample ID	Method	Analysts	Analytes Reported	Laboratory		
50336986001	MW-141	EPA 9056	RMR	3	PASI-I		
		EPA 6010	MTM	9	PASI-I		
		EPA 6010	JPK	2	PASI-I		
		EPA 6020	CAW	10	PASI-I		
		EPA 903.1	JDZ	1	PASI-PA		
		EPA 904.0	ZPC	1	PASI-PA		
		Total Radium Calculation	JAL	1	PASI-PA		
		SM 2320B	DAW	3	PASI-I		
		SM 2540C	TRK	1	PASI-I		
		SM 4500-CI G	BEP	1	PASI-I		
		SM 4500-H+B	BMS	1	PASI-I		
		SM 4500-S2-D	BEP	1	PASI-I		
		HACH 8146	BEP	1	PASI-I		
		EPA 353.2	OAS	2	PASI-I		
		EPA 365.1	YAM	1	PASI-I		
		SM 5310C	ATS	1	PASI-I		
		SM 5310C	ATS	1	PASI-I		
		50336986002	MW-14D1	EPA 9056	RMR	3	PASI-I
				EPA 6010	MTM	9	PASI-I
				EPA 6010	JPK	2	PASI-I
EPA 6020	CAW			10	PASI-I		
EPA 903.1	JDZ			1	PASI-PA		
EPA 904.0	ZPC			1	PASI-PA		
Total Radium Calculation	JAL			1	PASI-PA		
SM 2320B	DAW			3	PASI-I		
SM 2540C	TRK			1	PASI-I		
SM 4500-CI G	BEP			1	PASI-I		
SM 4500-H+B	BMS			1	PASI-I		
SM 4500-S2-D	BEP			1	PASI-I		
HACH 8146	BEP			1	PASI-I		
EPA 353.2	OAS			2	PASI-I		
EPA 365.1	YAM			1	PASI-I		
SM 5310C	ATS			1	PASI-I		
SM 5310C	ATS			1	PASI-I		
50336986003	MW-8D			EPA 9056	RMR	3	PASI-I
				EPA 6010	MTM	9	PASI-I
				EPA 6010	JPK	2	PASI-I

REPORT OF LABORATORY ANALYSIS

This report shall not be reproduced, except in full,
 without the written consent of Pace Analytical Services, LLC.



SAMPLE ANALYTE COUNT

Project: Harding Street

Pace Project No.: 50336986

Lab ID	Sample ID	Method	Analysts	Analytes Reported	Laboratory
50336986004	MW-6D	EPA 6020	CAW	10	PASI-I
		EPA 903.1	JDZ	1	PASI-PA
		EPA 904.0	ZPC	1	PASI-PA
		Total Radium Calculation	JAL	1	PASI-PA
		SM 2320B	DAW	3	PASI-I
		SM 2540C	TRK	1	PASI-I
		SM 4500-CI G	BEP	1	PASI-I
		SM 4500-H+B	BMS	1	PASI-I
		SM 4500-S2-D	BEP	1	PASI-I
		EPA 353.2	OAS	2	PASI-I
		EPA 365.1	YAM	1	PASI-I
		SM 5310C	ATS	1	PASI-I
		SM 5310C	ATS	1	PASI-I
		EPA 9056	RMR	3	PASI-I
		EPA 6010	MTM	9	PASI-I
		EPA 6010	JPK	2	PASI-I
		EPA 6020	CAW	10	PASI-I
		EPA 903.1	JDZ	1	PASI-PA
		EPA 904.0	ZPC	1	PASI-PA
		Total Radium Calculation	JAL	1	PASI-PA
		SM 2320B	DAW	3	PASI-I
		SM 2540C	TRK	1	PASI-I
		SM 4500-CI G	BEP	1	PASI-I
		SM 4500-H+B	BMS	1	PASI-I
		SM 4500-S2-D	BEP	1	PASI-I
		HACH 8146	BEP	1	PASI-I
		EPA 353.2	OAS	2	PASI-I
		EPA 365.1	YAM	1	PASI-I
SM 5310C	ATS	1	PASI-I		
SM 5310C	ATS	1	PASI-I		
50336986005	MW-16S	EPA 9056	RMR	3	PASI-I
		EPA 6010	MTM	9	PASI-I
		EPA 6010	JPK	2	PASI-I
		EPA 6020	CAW	10	PASI-I
		EPA 903.1	JDZ	1	PASI-PA
		EPA 904.0	ZPC	1	PASI-PA
		Total Radium Calculation	JAL	1	PASI-PA

REPORT OF LABORATORY ANALYSIS

This report shall not be reproduced, except in full, without the written consent of Pace Analytical Services, LLC.



SAMPLE ANALYTE COUNT

Project: Harding Street

Pace Project No.: 50336986

Lab ID	Sample ID	Method	Analysts	Analytes Reported	Laboratory
		SM 2320B	DAW	3	PASI-I
		SM 2540C	TRK	1	PASI-I
		SM 4500-CI G	BEP	1	PASI-I
		SM 4500-H+B	BMS	1	PASI-I
		SM 4500-S2-D	BEP	1	PASI-I
		HACH 8146	BEP	1	PASI-I
		EPA 353.2	OAS	2	PASI-I
		EPA 365.1	YAM	1	PASI-I
		SM 5310C	ATS	1	PASI-I
		SM 5310C	ATS	1	PASI-I
50336986006	MW-16D	EPA 9056	RMR	3	PASI-I
		EPA 6010	MTM	9	PASI-I
		EPA 6010	JPK	2	PASI-I
		EPA 6020	CAW	10	PASI-I
		EPA 903.1	JDZ	1	PASI-PA
		EPA 904.0	ZPC	1	PASI-PA
		Total Radium Calculation	JAL	1	PASI-PA
		SM 2320B	DAW	3	PASI-I
		SM 2540C	TRK	1	PASI-I
		SM 4500-CI G	BEP	1	PASI-I
		SM 4500-H+B	BMS	1	PASI-I
		SM 4500-S2-D	BEP	1	PASI-I
		HACH 8146	BEP	1	PASI-I
		EPA 353.2	OAS	2	PASI-I
		EPA 365.1	YAM	1	PASI-I
		SM 5310C	ATS	1	PASI-I
		SM 5310C	ATS	1	PASI-I

PASI-I = Pace Analytical Services - Indianapolis

PASI-PA = Pace Analytical Services - Greensburg

REPORT OF LABORATORY ANALYSIS

This report shall not be reproduced, except in full, without the written consent of Pace Analytical Services, LLC.



SUMMARY OF DETECTION

Project: Harding Street

Pace Project No.: 50336986

Lab Sample ID	Client Sample ID	Result	Units	Report Limit	Analyzed	Qualifiers
Method	Parameters					
50336986001	MW-141					
EPA 9056	Chloride	163	mg/L	25.0	02/13/23 15:54	
EPA 9056	Fluoride	0.36	mg/L	0.10	02/13/23 15:22	
EPA 9056	Sulfate	1710	mg/L	25.0	02/13/23 15:54	
EPA 6010	Boron	38000	ug/L	100	02/15/23 14:56	
EPA 6010	Calcium	385000	ug/L	2000	02/15/23 15:22	
EPA 6010	Lithium	472	ug/L	20.0	02/15/23 14:56	
EPA 6010	Magnesium	144000	ug/L	1000	02/15/23 14:56	
EPA 6010	Manganese	427	ug/L	10.0	02/15/23 14:56	
EPA 6010	Potassium	32600	ug/L	1000	02/15/23 14:56	
EPA 6010	Silica	14200	ug/L	450	02/15/23 14:56	N2
EPA 6010	Sodium	197000	ug/L	1000	02/16/23 09:19	
EPA 6010	Manganese, Dissolved	439	ug/L	10.0	02/10/23 05:00	
EPA 6010	Molybdenum, Dissolved	117	ug/L	10.0	02/10/23 05:00	
EPA 6020	Arsenic	2.1	ug/L	1.0	02/09/23 17:49	
EPA 6020	Barium	31.0	ug/L	1.0	02/09/23 17:49	
EPA 6020	Molybdenum	121	ug/L	1.0	02/09/23 17:49	
EPA 903.1	Radium-226	-0.186 ± 0.322 (0.812)	pCi/L		02/23/23 14:37	
EPA 904.0	Radium-228	C:NA T:96% 0.612 ± 0.383 (0.713)	pCi/L		02/24/23 13:21	
		C:98% T:73%				
Total Radium Calculation	Total Radium	0.612 ± 0.705 (1.53)	pCi/L		02/28/23 12:55	
SM 2320B	Alkalinity, Total as CaCO3	249	mg/L	10.0	02/08/23 21:02	
SM 2320B	Alkalinity,Bicarbonate (CaCO3)	249	mg/L	10.0	02/08/23 21:02	
SM 2540C	Total Dissolved Solids	2890	mg/L	40.0	02/09/23 12:04	
SM 4500-H+B	pH at 25 Degrees C	7.1	Std. Units	0.10	02/16/23 11:59	H3
HACH 8146	Iron, Ferrous	4.5	mg/L	1.0	02/09/23 10:10	H3,N2
SM 5310C	Total Organic Carbon	1.9	mg/L	1.0	02/16/23 13:13	
50336986002	MW-14D1					
EPA 9056	Chloride	124	mg/L	2.5	02/13/23 16:26	
EPA 9056	Fluoride	0.25	mg/L	0.10	02/13/23 16:10	
EPA 9056	Sulfate	70.6	mg/L	2.5	02/13/23 16:26	
EPA 6010	Boron	302	ug/L	100	02/15/23 14:59	
EPA 6010	Calcium	87600	ug/L	1000	02/15/23 14:59	
EPA 6010	Magnesium	24900	ug/L	1000	02/15/23 14:59	
EPA 6010	Manganese	133	ug/L	10.0	02/15/23 14:59	
EPA 6010	Potassium	3310	ug/L	1000	02/15/23 14:59	
EPA 6010	Silica	14600	ug/L	450	02/15/23 14:59	N2
EPA 6010	Sodium	65600	ug/L	1000	02/16/23 09:22	
EPA 6010	Manganese, Dissolved	141	ug/L	10.0	02/10/23 05:02	
EPA 6020	Arsenic	24.5	ug/L	1.0	02/09/23 17:53	
EPA 6020	Barium	360	ug/L	3.0	02/10/23 13:55	
EPA 6020	Molybdenum	8.2	ug/L	1.0	02/09/23 17:53	

REPORT OF LABORATORY ANALYSIS

This report shall not be reproduced, except in full,
without the written consent of Pace Analytical Services, LLC.



SUMMARY OF DETECTION

Project: Harding Street

Pace Project No.: 50336986

Lab Sample ID	Client Sample ID	Result	Units	Report Limit	Analyzed	Qualifiers
Method	Parameters					
50336986002	MW-14D1					
EPA 903.1	Radium-226	0.307 ± 0.401 (0.661) C:NA T:95%	pCi/L		02/23/23 14:37	
EPA 904.0	Radium-228	0.528 ± 0.363 (0.691) C:96% T:74%	pCi/L		02/24/23 13:21	
Total Radium Calculation	Total Radium	0.835 ± 0.764 (1.35)	pCi/L		02/28/23 12:55	
SM 2320B	Alkalinity, Total as CaCO3	256	mg/L	10.0	02/08/23 21:02	
SM 2320B	Alkalinity,Bicarbonate (CaCO3)	256	mg/L	10.0	02/08/23 21:02	
SM 2540C	Total Dissolved Solids	547	mg/L	10.0	02/09/23 12:05	
SM 4500-H+B	pH at 25 Degrees C	7.4	Std. Units	0.10	02/16/23 11:57	H3
EPA 353.2	Nitrogen, Nitrate	1.7	mg/L	0.10	02/08/23 17:05	
EPA 365.1	Phosphate as P04	0.72	mg/L	0.15	02/09/23 13:23	
SM 5310C	Total Organic Carbon	1.9	mg/L	1.0	02/16/23 13:26	
SM 5310C	Dissolved Organic Carbon	2.1	mg/L	1.0	02/16/23 19:12	
50336986003	MW-8D					
EPA 9056	Chloride	107	mg/L	2.5	02/13/23 17:14	
EPA 9056	Fluoride	0.38	mg/L	0.10	02/13/23 16:58	
EPA 9056	Sulfate	127	mg/L	2.5	02/13/23 17:14	
EPA 6010	Aluminum	661	ug/L	200	02/15/23 15:02	
EPA 6010	Boron	655	ug/L	100	02/15/23 15:02	
EPA 6010	Calcium	94000	ug/L	1000	02/15/23 15:02	
EPA 6010	Magnesium	30200	ug/L	1000	02/15/23 15:02	
EPA 6010	Manganese	502	ug/L	10.0	02/15/23 15:02	
EPA 6010	Potassium	3950	ug/L	1000	02/15/23 15:02	
EPA 6010	Silica	12100	ug/L	450	02/15/23 15:02	N2
EPA 6010	Sodium	53400	ug/L	1000	02/16/23 09:25	
EPA 6010	Manganese, Dissolved	508	ug/L	10.0	02/10/23 05:14	
EPA 6010	Molybdenum, Dissolved	50.0	ug/L	10.0	02/10/23 05:14	
EPA 6020	Arsenic	4.4	ug/L	1.0	02/09/23 17:56	
EPA 6020	Barium	209	ug/L	2.0	02/10/23 13:59	
EPA 6020	Molybdenum	50.2	ug/L	1.0	02/09/23 17:56	
EPA 903.1	Radium-226	0.895 ± 0.699 (1.04) C:NA T:94%	pCi/L		02/23/23 14:37	
EPA 904.0	Radium-228	0.320 ± 0.308 (0.626) C:95% T:78%	pCi/L		02/24/23 13:21	
Total Radium Calculation	Total Radium	1.22 ± 1.01 (1.67)	pCi/L		02/28/23 12:55	
SM 2320B	Alkalinity, Total as CaCO3	261	mg/L	10.0	02/08/23 21:02	
SM 2320B	Alkalinity,Bicarbonate (CaCO3)	261	mg/L	10.0	02/08/23 21:02	

REPORT OF LABORATORY ANALYSIS

This report shall not be reproduced, except in full,
without the written consent of Pace Analytical Services, LLC.



SUMMARY OF DETECTION

Project: Harding Street

Pace Project No.: 50336986

Lab Sample ID	Client Sample ID	Result	Units	Report Limit	Analyzed	Qualifiers
Method	Parameters					
50336986003	MW-8D					
SM 2540C	Total Dissolved Solids	594	mg/L	10.0	02/09/23 12:05	
SM 4500-H+B	pH at 25 Degrees C	7.5	Std. Units	0.10	02/16/23 11:58	H3
EPA 365.1	Phosphate as P04	0.55	mg/L	0.15	02/09/23 13:23	
SM 5310C	Total Organic Carbon	2.0	mg/L	1.0	02/16/23 13:39	
SM 5310C	Dissolved Organic Carbon	1.9	mg/L	1.0	02/16/23 19:25	
50336986004	MW-6D					
EPA 9056	Chloride	250	mg/L	25.0	02/16/23 11:16	
EPA 9056	Fluoride	0.15	mg/L	0.10	02/13/23 18:18	
EPA 9056	Sulfate	845	mg/L	25.0	02/16/23 11:16	
EPA 6010	Aluminum	2540	ug/L	200	02/15/23 15:04	
EPA 6010	Boron	11300	ug/L	100	02/15/23 15:04	
EPA 6010	Calcium	278000	ug/L	2000	02/15/23 15:25	
EPA 6010	Lithium	77.9	ug/L	20.0	02/15/23 15:04	
EPA 6010	Magnesium	50900	ug/L	1000	02/15/23 15:04	
EPA 6010	Manganese	589	ug/L	10.0	02/15/23 15:04	
EPA 6010	Potassium	11800	ug/L	1000	02/15/23 15:04	
EPA 6010	Silica	26800	ug/L	450	02/15/23 15:04	N2
EPA 6010	Sodium	192000	ug/L	1000	02/16/23 09:27	
EPA 6010	Manganese, Dissolved	602	ug/L	10.0	02/10/23 05:17	
EPA 6010	Molybdenum, Dissolved	296	ug/L	10.0	02/10/23 05:17	
EPA 6020	Arsenic	1.3	ug/L	1.0	02/09/23 18:04	
EPA 6020	Barium	53.3	ug/L	1.0	02/09/23 18:04	
EPA 6020	Cobalt	1.1	ug/L	1.0	02/09/23 18:04	
EPA 6020	Lead	1.6	ug/L	1.0	02/09/23 18:04	
EPA 6020	Molybdenum	304	ug/L	2.0	02/10/23 14:03	
EPA 903.1	Radium-226	0.691 ± 0.514 (0.676) C:NA T:87%	pCi/L		02/23/23 14:51	
EPA 904.0	Radium-228	0.574 ± 0.422 (0.835) C:96% T:76%	pCi/L		02/24/23 13:19	
Total Radium Calculation	Total Radium	1.27 ± 0.936 (1.51)	pCi/L		02/28/23 12:55	
SM 2320B	Alkalinity, Total as CaCO3	187	mg/L	10.0	02/08/23 21:02	
SM 2320B	Alkalinity,Bicarbonate (CaCO3)	187	mg/L	10.0	02/08/23 21:02	
SM 2540C	Total Dissolved Solids	1840	mg/L	20.0	02/09/23 12:05	
SM 4500-H+B	pH at 25 Degrees C	7.2	Std. Units	0.10	02/16/23 12:00	H3
HACH 8146	Iron, Ferrous	0.86	mg/L	0.20	02/09/23 10:10	H3,N2
EPA 365.1	Phosphate as P04	0.28	mg/L	0.15	02/09/23 13:24	
SM 5310C	Total Organic Carbon	1.4	mg/L	1.0	02/16/23 14:00	
SM 5310C	Dissolved Organic Carbon	1.4	mg/L	1.0	02/16/23 19:46	
50336986005	MW-16S					
EPA 9056	Chloride	148	mg/L	25.0	02/13/23 19:22	
EPA 9056	Fluoride	0.42	mg/L	0.10	02/13/23 18:50	

REPORT OF LABORATORY ANALYSIS

This report shall not be reproduced, except in full,
without the written consent of Pace Analytical Services, LLC.



SUMMARY OF DETECTION

Project: Harding Street
 Pace Project No.: 50336986

Lab Sample ID	Client Sample ID	Result	Units	Report Limit	Analyzed	Qualifiers
Method	Parameters					
50336986005	MW-16S					
EPA 9056	Sulfate	139	mg/L	2.5	02/13/23 19:06	
EPA 6010	Aluminum	524	ug/L	200	02/15/23 15:07	
EPA 6010	Boron	1120	ug/L	100	02/15/23 15:07	
EPA 6010	Calcium	119000	ug/L	1000	02/15/23 15:07	
EPA 6010	Lithium	35.8	ug/L	20.0	02/15/23 15:07	
EPA 6010	Magnesium	31000	ug/L	1000	02/15/23 15:07	
EPA 6010	Manganese	494	ug/L	10.0	02/15/23 15:07	
EPA 6010	Potassium	7390	ug/L	1000	02/15/23 15:07	
EPA 6010	Silica	19400	ug/L	450	02/15/23 15:07	N2
EPA 6010	Sodium	87700	ug/L	1000	02/16/23 09:30	
EPA 6010	Manganese, Dissolved	513	ug/L	10.0	02/10/23 05:19	
EPA 6010	Molybdenum, Dissolved	134	ug/L	10.0	02/10/23 05:19	
EPA 6020	Arsenic	1.5	ug/L	1.0	02/09/23 18:08	
EPA 6020	Barium	55.9	ug/L	1.0	02/09/23 18:08	
EPA 6020	Cobalt	1.7	ug/L	1.0	02/09/23 18:08	
EPA 6020	Lead	1.0	ug/L	1.0	02/09/23 18:08	
EPA 6020	Molybdenum	132	ug/L	1.0	02/09/23 18:08	
EPA 903.1	Radium-226	0.246 ± 0.452 (0.807)	pCi/L		02/23/23 14:51	
EPA 904.0	Radium-228	C:NA T:95% 0.579 ± 0.411 (0.807)	pCi/L		02/24/23 13:19	
		C:97% T:79%				
Total Radium Calculation	Total Radium	0.825 ± 0.863 (1.61)	pCi/L		02/28/23 12:55	
SM 2320B	Alkalinity, Total as CaCO3	292	mg/L	10.0	02/08/23 21:02	
SM 2320B	Alkalinity,Bicarbonate (CaCO3)	292	mg/L	10.0	02/08/23 21:02	
SM 2540C	Total Dissolved Solids	747	mg/L	10.0	02/09/23 12:05	
SM 4500-H+B	pH at 25 Degrees C	7.4	Std. Units	0.10	02/16/23 11:56	H3
SM 5310C	Total Organic Carbon	1.8	mg/L	1.0	02/16/23 14:08	
SM 5310C	Dissolved Organic Carbon	1.8	mg/L	1.0	02/16/23 19:54	
50336986006	MW-16D					
EPA 9056	Chloride	133	mg/L	25.0	02/16/23 11:32	
EPA 9056	Fluoride	0.66	mg/L	0.10	02/13/23 19:38	
EPA 9056	Sulfate	405	mg/L	25.0	02/16/23 11:32	
EPA 6010	Aluminum	925	ug/L	200	02/15/23 15:10	
EPA 6010	Boron	1150	ug/L	100	02/15/23 15:10	
EPA 6010	Calcium	188000	ug/L	1000	02/15/23 15:10	
EPA 6010	Magnesium	63800	ug/L	1000	02/15/23 15:10	
EPA 6010	Manganese	2420	ug/L	10.0	02/15/23 15:10	
EPA 6010	Potassium	3370	ug/L	1000	02/15/23 15:10	
EPA 6010	Silica	17500	ug/L	450	02/15/23 15:10	N2
EPA 6010	Sodium	52000	ug/L	1000	02/16/23 09:33	
EPA 6010	Manganese, Dissolved	2450	ug/L	10.0	02/10/23 05:22	
EPA 6010	Molybdenum, Dissolved	13.4	ug/L	10.0	02/10/23 05:22	

REPORT OF LABORATORY ANALYSIS

This report shall not be reproduced, except in full,
 without the written consent of Pace Analytical Services, LLC.



SUMMARY OF DETECTION

Project: Harding Street

Pace Project No.: 50336986

Lab Sample ID Method	Client Sample ID Parameters	Result	Units	Report Limit	Analyzed	Qualifiers
50336986006	MW-16D					
EPA 6020	Arsenic	15.1	ug/L	1.0	02/09/23 18:12	
EPA 6020	Barium	265	ug/L	2.0	02/10/23 14:07	
EPA 6020	Cobalt	1.5	ug/L	1.0	02/09/23 18:12	
EPA 6020	Molybdenum	14.8	ug/L	1.0	02/09/23 18:12	
EPA 903.1	Radium-226	0.525 ± 0.549 (0.860)	pCi/L		02/23/23 14:51	
EPA 904.0	Radium-228	C:NA T:83% 0.813 ± 0.496 (0.943)	pCi/L		02/24/23 13:19	
		C:92% T:75%				
Total Radium Calculation	Total Radium	1.34 ± 1.05 (1.80)	pCi/L		02/28/23 12:55	
SM 2320B	Alkalinity, Total as CaCO3	297	mg/L	10.0	02/08/23 21:02	
SM 2320B	Alkalinity,Bicarbonate (CaCO3)	297	mg/L	10.0	02/08/23 21:02	
SM 2540C	Total Dissolved Solids	1120	mg/L	20.0	02/09/23 12:06	
SM 4500-H+B	pH at 25 Degrees C	7.5	Std. Units	0.10	02/16/23 11:56	H3
EPA 353.2	Nitrogen, Nitrite	0.12	mg/L	0.10	02/08/23 17:16	
EPA 365.1	Phosphate as P04	1.0	mg/L	0.15	02/09/23 13:26	
SM 5310C	Total Organic Carbon	5.1	mg/L	1.0	02/16/23 14:22	
SM 5310C	Dissolved Organic Carbon	5.5	mg/L	1.0	02/16/23 20:21	

REPORT OF LABORATORY ANALYSIS

This report shall not be reproduced, except in full,
without the written consent of Pace Analytical Services, LLC.



ANALYTICAL RESULTS

Project: Harding Street

Pace Project No.: 50336986

Sample: MW-141 Lab ID: 50336986001 Collected: 02/07/23 14:25 Received: 02/08/23 15:00 Matrix: Water

Parameters	Results	Units	Report			Prepared	Analyzed	CAS No.	Qual
			Limit	MDL	DF				
9056 IC Anions									
Analytical Method: EPA 9056									
Pace Analytical Services - Indianapolis									
Chloride	163	mg/L	25.0	6.7	100		02/13/23 15:54	16887-00-6	
Fluoride	0.36	mg/L	0.10	0.017	1		02/13/23 15:22	16984-48-8	
Sulfate	1710	mg/L	25.0	8.5	100		02/13/23 15:54	14808-79-8	
6010 MET ICP									
Analytical Method: EPA 6010 Preparation Method: EPA 3010									
Pace Analytical Services - Indianapolis									
Aluminum	ND	ug/L	200	55.4	1	02/13/23 08:41	02/15/23 14:56	7429-90-5	
Boron	38000	ug/L	100	37.6	1	02/13/23 08:41	02/15/23 14:56	7440-42-8	
Calcium	385000	ug/L	2000	326	2	02/13/23 08:41	02/15/23 15:22	7440-70-2	
Lithium	472	ug/L	20.0	6.2	1	02/13/23 08:41	02/15/23 14:56	7439-93-2	
Magnesium	144000	ug/L	1000	71.8	1	02/13/23 08:41	02/15/23 14:56	7439-95-4	
Manganese	427	ug/L	10.0	2.5	1	02/13/23 08:41	02/15/23 14:56	7439-96-5	
Potassium	32600	ug/L	1000	281	1	02/13/23 08:41	02/15/23 14:56	7440-09-7	
Silica	14200	ug/L	450		1	02/13/23 08:41	02/15/23 14:56	7631-86-9	N2
Sodium	197000	ug/L	1000	214	1	02/13/23 08:41	02/16/23 09:19	7440-23-5	
6010 MET ICP, Dissolved									
Analytical Method: EPA 6010 Preparation Method: EPA 3010									
Pace Analytical Services - Indianapolis									
Manganese, Dissolved	439	ug/L	10.0	2.5	1	02/09/23 15:51	02/10/23 05:00	7439-96-5	
Molybdenum, Dissolved	117	ug/L	10.0	3.7	1	02/09/23 15:51	02/10/23 05:00	7439-98-7	
6020 MET ICPMS									
Analytical Method: EPA 6020 Preparation Method: EPA 200.2									
Pace Analytical Services - Indianapolis									
Antimony	ND	ug/L	1.0	0.13	1	02/09/23 07:10	02/09/23 17:49	7440-36-0	
Arsenic	2.1	ug/L	1.0	0.10	1	02/09/23 07:10	02/09/23 17:49	7440-38-2	
Barium	31.0	ug/L	1.0	0.14	1	02/09/23 07:10	02/09/23 17:49	7440-39-3	
Beryllium	ND	ug/L	0.20	0.026	1	02/09/23 07:10	02/09/23 17:49	7440-41-7	
Cadmium	ND	ug/L	0.20	0.054	1	02/09/23 07:10	02/09/23 17:49	7440-43-9	
Cobalt	ND	ug/L	1.0	0.082	1	02/09/23 07:10	02/09/23 17:49	7440-48-4	
Lead	ND	ug/L	1.0	0.080	1	02/09/23 07:10	02/09/23 17:49	7439-92-1	
Molybdenum	121	ug/L	1.0	0.072	1	02/09/23 07:10	02/09/23 17:49	7439-98-7	
Selenium	ND	ug/L	1.0	0.44	1	02/09/23 07:10	02/09/23 17:49	7782-49-2	
Thallium	ND	ug/L	1.0	0.072	1	02/09/23 07:10	02/09/23 17:49	7440-28-0	
2320B Alkalinity									
Analytical Method: SM 2320B									
Pace Analytical Services - Indianapolis									
Alkalinity, Total as CaCO3	249	mg/L	10.0	10.0	1		02/08/23 21:02		
Alkalinity,Bicarbonate (CaCO3)	249	mg/L	10.0	10.0	1		02/08/23 21:02		
Alkalinity,Carbonate (CaCO3)	ND	mg/L	10.0	10.0	1		02/08/23 21:02		
2540C Total Dissolved Solids									
Analytical Method: SM 2540C									
Pace Analytical Services - Indianapolis									
Total Dissolved Solids	2890	mg/L	40.0	40.0	1		02/09/23 12:04		

REPORT OF LABORATORY ANALYSIS

This report shall not be reproduced, except in full,
without the written consent of Pace Analytical Services, LLC.



ANALYTICAL RESULTS

Project: Harding Street
 Pace Project No.: 50336986

Sample: MW-141		Lab ID: 50336986001		Collected: 02/07/23 14:25	Received: 02/08/23 15:00	Matrix: Water				
Parameters	Results	Units	Report Limit	MDL	DF	Prepared	Analyzed	CAS No.	Qual	
4500CL G Chlorine, Residual		Analytical Method: SM 4500-Cl G Pace Analytical Services - Indianapolis								
Chlorine, Total Residual	ND	mg/L	0.10	0.034	1		02/13/23 12:59	7782-50-5	H3	
4500H+ pH, Electrometric		Analytical Method: SM 4500-H+B Pace Analytical Services - Indianapolis								
pH at 25 Degrees C	7.1	Std. Units	0.10	0.10	1		02/16/23 11:59		H3	
4500S2D Sulfide Water		Analytical Method: SM 4500-S2-D Pace Analytical Services - Indianapolis								
Sulfide	ND	mg/L	0.10	0.025	1		02/10/23 12:19	18496-25-8		
Iron, Ferrous		Analytical Method: HACH 8146 Pace Analytical Services - Indianapolis								
Iron, Ferrous	4.5	mg/L	1.0	0.18	5		02/09/23 10:10	15438-31-0	H3,N2	
353.2 Nitrogen, NO2/NO3 unpres		Analytical Method: EPA 353.2 Pace Analytical Services - Indianapolis								
Nitrogen, Nitrate	ND	mg/L	0.10	0.011	1		02/08/23 17:03	14797-55-8		
Nitrogen, Nitrite	ND	mg/L	0.10	0.0040	1		02/08/23 17:03	14797-65-0		
365.1 Total Phosphorus		Analytical Method: EPA 365.1 Preparation Method: EPA 365.1 Pace Analytical Services - Indianapolis								
Phosphate as P04	ND	mg/L	0.15	0.15	1	02/09/23 09:30	02/09/23 13:20			
5310C TOC		Analytical Method: SM 5310C Pace Analytical Services - Indianapolis								
Total Organic Carbon	1.9	mg/L	1.0	0.24	1		02/16/23 13:13	7440-44-0		
5310C Dissolved Organic Carbon		Analytical Method: SM 5310C Pace Analytical Services - Indianapolis								
Dissolved Organic Carbon	ND	mg/L	4.0	0.94	4		02/17/23 13:24		D3	

REPORT OF LABORATORY ANALYSIS

This report shall not be reproduced, except in full,
 without the written consent of Pace Analytical Services, LLC.



ANALYTICAL RESULTS

Project: Harding Street
 Pace Project No.: 50336986

Sample: MW-14D1 **Lab ID: 50336986002** Collected: 02/07/23 12:15 Received: 02/08/23 15:00 Matrix: Water

Parameters	Results	Units	Report			Prepared	Analyzed	CAS No.	Qual
			Limit	MDL	DF				
9056 IC Anions									
Analytical Method: EPA 9056									
Pace Analytical Services - Indianapolis									
Chloride	124	mg/L	2.5	0.67	10		02/13/23 16:26	16887-00-6	
Fluoride	0.25	mg/L	0.10	0.017	1		02/13/23 16:10	16984-48-8	
Sulfate	70.6	mg/L	2.5	0.85	10		02/13/23 16:26	14808-79-8	
6010 MET ICP									
Analytical Method: EPA 6010 Preparation Method: EPA 3010									
Pace Analytical Services - Indianapolis									
Aluminum	ND	ug/L	200	55.4	1	02/13/23 08:41	02/15/23 14:59	7429-90-5	
Boron	302	ug/L	100	37.6	1	02/13/23 08:41	02/15/23 14:59	7440-42-8	
Calcium	87600	ug/L	1000	163	1	02/13/23 08:41	02/15/23 14:59	7440-70-2	
Lithium	ND	ug/L	20.0	6.2	1	02/13/23 08:41	02/15/23 14:59	7439-93-2	
Magnesium	24900	ug/L	1000	71.8	1	02/13/23 08:41	02/15/23 14:59	7439-95-4	
Manganese	133	ug/L	10.0	2.5	1	02/13/23 08:41	02/15/23 14:59	7439-96-5	
Potassium	3310	ug/L	1000	281	1	02/13/23 08:41	02/15/23 14:59	7440-09-7	
Silica	14600	ug/L	450		1	02/13/23 08:41	02/15/23 14:59	7631-86-9	N2
Sodium	65600	ug/L	1000	214	1	02/13/23 08:41	02/16/23 09:22	7440-23-5	
6010 MET ICP, Dissolved									
Analytical Method: EPA 6010 Preparation Method: EPA 3010									
Pace Analytical Services - Indianapolis									
Manganese, Dissolved	141	ug/L	10.0	2.5	1	02/09/23 15:51	02/10/23 05:02	7439-96-5	
Molybdenum, Dissolved	ND	ug/L	10.0	3.7	1	02/09/23 15:51	02/10/23 05:02	7439-98-7	
6020 MET ICPMS									
Analytical Method: EPA 6020 Preparation Method: EPA 200.2									
Pace Analytical Services - Indianapolis									
Antimony	ND	ug/L	1.0	0.13	1	02/09/23 07:10	02/09/23 17:53	7440-36-0	
Arsenic	24.5	ug/L	1.0	0.10	1	02/09/23 07:10	02/09/23 17:53	7440-38-2	
Barium	360	ug/L	3.0	0.42	3	02/09/23 07:10	02/10/23 13:55	7440-39-3	
Beryllium	ND	ug/L	0.20	0.026	1	02/09/23 07:10	02/09/23 17:53	7440-41-7	
Cadmium	ND	ug/L	0.20	0.054	1	02/09/23 07:10	02/09/23 17:53	7440-43-9	
Cobalt	ND	ug/L	1.0	0.082	1	02/09/23 07:10	02/09/23 17:53	7440-48-4	
Lead	ND	ug/L	1.0	0.080	1	02/09/23 07:10	02/09/23 17:53	7439-92-1	
Molybdenum	8.2	ug/L	1.0	0.072	1	02/09/23 07:10	02/09/23 17:53	7439-98-7	
Selenium	ND	ug/L	1.0	0.44	1	02/09/23 07:10	02/09/23 17:53	7782-49-2	
Thallium	ND	ug/L	1.0	0.072	1	02/09/23 07:10	02/09/23 17:53	7440-28-0	
2320B Alkalinity									
Analytical Method: SM 2320B									
Pace Analytical Services - Indianapolis									
Alkalinity, Total as CaCO3	256	mg/L	10.0	10.0	1		02/08/23 21:02		
Alkalinity,Bicarbonate (CaCO3)	256	mg/L	10.0	10.0	1		02/08/23 21:02		
Alkalinity,Carbonate (CaCO3)	ND	mg/L	10.0	10.0	1		02/08/23 21:02		
2540C Total Dissolved Solids									
Analytical Method: SM 2540C									
Pace Analytical Services - Indianapolis									
Total Dissolved Solids	547	mg/L	10.0	10.0	1		02/09/23 12:05		

REPORT OF LABORATORY ANALYSIS

This report shall not be reproduced, except in full,
 without the written consent of Pace Analytical Services, LLC.



ANALYTICAL RESULTS

Project: Harding Street
 Pace Project No.: 50336986

Sample: MW-14D1 Lab ID: 50336986002 Collected: 02/07/23 12:15 Received: 02/08/23 15:00 Matrix: Water									
Parameters	Results	Units	Report Limit	MDL	DF	Prepared	Analyzed	CAS No.	Qual
4500CL G Chlorine, Residual									
Analytical Method: SM 4500-Cl G Pace Analytical Services - Indianapolis									
Chlorine, Total Residual	ND	mg/L	0.10	0.034	1		02/13/23 12:58	7782-50-5	H3
4500H+ pH, Electrometric									
Analytical Method: SM 4500-H+B Pace Analytical Services - Indianapolis									
pH at 25 Degrees C	7.4	Std. Units	0.10	0.10	1		02/16/23 11:57		H3
4500S2D Sulfide Water									
Analytical Method: SM 4500-S2-D Pace Analytical Services - Indianapolis									
Sulfide	ND	mg/L	0.10	0.025	1		02/10/23 12:19	18496-25-8	
Iron, Ferrous									
Analytical Method: HACH 8146 Pace Analytical Services - Indianapolis									
Iron, Ferrous	ND	mg/L	0.20	0.035	1		02/09/23 10:08	15438-31-0	H3,N2
353.2 Nitrogen, NO2/NO3 unpres									
Analytical Method: EPA 353.2 Pace Analytical Services - Indianapolis									
Nitrogen, Nitrate	1.7	mg/L	0.10	0.011	1		02/08/23 17:05	14797-55-8	
Nitrogen, Nitrite	ND	mg/L	0.10	0.0040	1		02/08/23 17:05	14797-65-0	
365.1 Total Phosphorus									
Analytical Method: EPA 365.1 Preparation Method: EPA 365.1 Pace Analytical Services - Indianapolis									
Phosphate as P04	0.72	mg/L	0.15	0.15	1	02/09/23 09:30	02/09/23 13:23		
5310C TOC									
Analytical Method: SM 5310C Pace Analytical Services - Indianapolis									
Total Organic Carbon	1.9	mg/L	1.0	0.24	1		02/16/23 13:26	7440-44-0	
5310C Dissolved Organic Carbon									
Analytical Method: SM 5310C Pace Analytical Services - Indianapolis									
Dissolved Organic Carbon	2.1	mg/L	1.0	0.24	1		02/16/23 19:12		

REPORT OF LABORATORY ANALYSIS

This report shall not be reproduced, except in full,
 without the written consent of Pace Analytical Services, LLC.



ANALYTICAL RESULTS

Project: Harding Street
 Pace Project No.: 50336986

Sample: MW-8D **Lab ID: 50336986003** Collected: 02/07/23 12:15 Received: 02/08/23 15:00 Matrix: Water

Parameters	Results	Units	Report Limit	MDL	DF	Prepared	Analyzed	CAS No.	Qual
9056 IC Anions									
Analytical Method: EPA 9056 Pace Analytical Services - Indianapolis									
Chloride	107	mg/L	2.5	0.67	10		02/13/23 17:14	16887-00-6	
Fluoride	0.38	mg/L	0.10	0.017	1		02/13/23 16:58	16984-48-8	
Sulfate	127	mg/L	2.5	0.85	10		02/13/23 17:14	14808-79-8	
6010 MET ICP									
Analytical Method: EPA 6010 Preparation Method: EPA 3010 Pace Analytical Services - Indianapolis									
Aluminum	661	ug/L	200	55.4	1	02/13/23 08:41	02/15/23 15:02	7429-90-5	
Boron	655	ug/L	100	37.6	1	02/13/23 08:41	02/15/23 15:02	7440-42-8	
Calcium	94000	ug/L	1000	163	1	02/13/23 08:41	02/15/23 15:02	7440-70-2	
Lithium	ND	ug/L	20.0	6.2	1	02/13/23 08:41	02/15/23 15:02	7439-93-2	
Magnesium	30200	ug/L	1000	71.8	1	02/13/23 08:41	02/15/23 15:02	7439-95-4	
Manganese	502	ug/L	10.0	2.5	1	02/13/23 08:41	02/15/23 15:02	7439-96-5	
Potassium	3950	ug/L	1000	281	1	02/13/23 08:41	02/15/23 15:02	7440-09-7	
Silica	12100	ug/L	450		1	02/13/23 08:41	02/15/23 15:02	7631-86-9	N2
Sodium	53400	ug/L	1000	214	1	02/13/23 08:41	02/16/23 09:25	7440-23-5	
6010 MET ICP, Dissolved									
Analytical Method: EPA 6010 Preparation Method: EPA 3010 Pace Analytical Services - Indianapolis									
Manganese, Dissolved	508	ug/L	10.0	2.5	1	02/09/23 15:51	02/10/23 05:14	7439-96-5	
Molybdenum, Dissolved	50.0	ug/L	10.0	3.7	1	02/09/23 15:51	02/10/23 05:14	7439-98-7	
6020 MET ICPMS									
Analytical Method: EPA 6020 Preparation Method: EPA 200.2 Pace Analytical Services - Indianapolis									
Antimony	ND	ug/L	1.0	0.13	1	02/09/23 07:10	02/09/23 17:56	7440-36-0	
Arsenic	4.4	ug/L	1.0	0.10	1	02/09/23 07:10	02/09/23 17:56	7440-38-2	
Barium	209	ug/L	2.0	0.28	2	02/09/23 07:10	02/10/23 13:59	7440-39-3	
Beryllium	ND	ug/L	0.20	0.026	1	02/09/23 07:10	02/09/23 17:56	7440-41-7	
Cadmium	ND	ug/L	0.20	0.054	1	02/09/23 07:10	02/09/23 17:56	7440-43-9	
Cobalt	ND	ug/L	1.0	0.082	1	02/09/23 07:10	02/09/23 17:56	7440-48-4	
Lead	ND	ug/L	1.0	0.080	1	02/09/23 07:10	02/09/23 17:56	7439-92-1	
Molybdenum	50.2	ug/L	1.0	0.072	1	02/09/23 07:10	02/09/23 17:56	7439-98-7	
Selenium	ND	ug/L	1.0	0.44	1	02/09/23 07:10	02/09/23 17:56	7782-49-2	
Thallium	ND	ug/L	1.0	0.072	1	02/09/23 07:10	02/09/23 17:56	7440-28-0	
2320B Alkalinity									
Analytical Method: SM 2320B Pace Analytical Services - Indianapolis									
Alkalinity, Total as CaCO3	261	mg/L	10.0	10.0	1		02/08/23 21:02		
Alkalinity,Bicarbonate (CaCO3)	261	mg/L	10.0	10.0	1		02/08/23 21:02		
Alkalinity,Carbonate (CaCO3)	ND	mg/L	10.0	10.0	1		02/08/23 21:02		
2540C Total Dissolved Solids									
Analytical Method: SM 2540C Pace Analytical Services - Indianapolis									
Total Dissolved Solids	594	mg/L	10.0	10.0	1		02/09/23 12:05		

REPORT OF LABORATORY ANALYSIS

This report shall not be reproduced, except in full,
 without the written consent of Pace Analytical Services, LLC.



ANALYTICAL RESULTS

Project: Harding Street

Pace Project No.: 50336986

Sample: MW-8D		Lab ID: 50336986003		Collected: 02/07/23 12:15	Received: 02/08/23 15:00	Matrix: Water				
Parameters	Results	Units	Report Limit	MDL	DF	Prepared	Analyzed	CAS No.	Qual	
4500CL G Chlorine, Residual		Analytical Method: SM 4500-Cl G Pace Analytical Services - Indianapolis								
Chlorine, Total Residual	ND	mg/L	0.10	0.034	1		02/13/23 12:59	7782-50-5	H3	
4500H+ pH, Electrometric		Analytical Method: SM 4500-H+B Pace Analytical Services - Indianapolis								
pH at 25 Degrees C	7.5	Std. Units	0.10	0.10	1		02/16/23 11:58		H3	
4500S2D Sulfide Water		Analytical Method: SM 4500-S2-D Pace Analytical Services - Indianapolis								
Sulfide	ND	mg/L	0.10	0.025	1		02/10/23 12:19	18496-25-8		
353.2 Nitrogen, NO2/NO3 unpres		Analytical Method: EPA 353.2 Pace Analytical Services - Indianapolis								
Nitrogen, Nitrate	ND	mg/L	0.10	0.011	1		02/08/23 17:06	14797-55-8		
Nitrogen, Nitrite	ND	mg/L	0.10	0.0040	1		02/08/23 17:06	14797-65-0		
365.1 Total Phosphorus		Analytical Method: EPA 365.1 Preparation Method: EPA 365.1 Pace Analytical Services - Indianapolis								
Phosphate as P04	0.55	mg/L	0.15	0.15	1	02/09/23 09:30	02/09/23 13:23			
5310C TOC		Analytical Method: SM 5310C Pace Analytical Services - Indianapolis								
Total Organic Carbon	2.0	mg/L	1.0	0.24	1		02/16/23 13:39	7440-44-0		
5310C Dissolved Organic Carbon		Analytical Method: SM 5310C Pace Analytical Services - Indianapolis								
Dissolved Organic Carbon	1.9	mg/L	1.0	0.24	1		02/16/23 19:25			

REPORT OF LABORATORY ANALYSIS

This report shall not be reproduced, except in full,
without the written consent of Pace Analytical Services, LLC.



ANALYTICAL RESULTS

Project: Harding Street

Pace Project No.: 50336986

Sample: MW-6D **Lab ID: 50336986004** Collected: 02/07/23 14:30 Received: 02/08/23 15:00 Matrix: Water

Parameters	Results	Units	Report			Prepared	Analyzed	CAS No.	Qual
			Limit	MDL	DF				
9056 IC Anions									
Analytical Method: EPA 9056									
Pace Analytical Services - Indianapolis									
Chloride	250	mg/L	25.0	6.7	100		02/16/23 11:16	16887-00-6	
Fluoride	0.15	mg/L	0.10	0.017	1		02/13/23 18:18	16984-48-8	
Sulfate	845	mg/L	25.0	8.5	100		02/16/23 11:16	14808-79-8	
6010 MET ICP									
Analytical Method: EPA 6010 Preparation Method: EPA 3010									
Pace Analytical Services - Indianapolis									
Aluminum	2540	ug/L	200	55.4	1	02/13/23 08:41	02/15/23 15:04	7429-90-5	
Boron	11300	ug/L	100	37.6	1	02/13/23 08:41	02/15/23 15:04	7440-42-8	
Calcium	278000	ug/L	2000	326	2	02/13/23 08:41	02/15/23 15:25	7440-70-2	
Lithium	77.9	ug/L	20.0	6.2	1	02/13/23 08:41	02/15/23 15:04	7439-93-2	
Magnesium	50900	ug/L	1000	71.8	1	02/13/23 08:41	02/15/23 15:04	7439-95-4	
Manganese	589	ug/L	10.0	2.5	1	02/13/23 08:41	02/15/23 15:04	7439-96-5	
Potassium	11800	ug/L	1000	281	1	02/13/23 08:41	02/15/23 15:04	7440-09-7	
Silica	26800	ug/L	450		1	02/13/23 08:41	02/15/23 15:04	7631-86-9	N2
Sodium	192000	ug/L	1000	214	1	02/13/23 08:41	02/16/23 09:27	7440-23-5	
6010 MET ICP, Dissolved									
Analytical Method: EPA 6010 Preparation Method: EPA 3010									
Pace Analytical Services - Indianapolis									
Manganese, Dissolved	602	ug/L	10.0	2.5	1	02/09/23 15:51	02/10/23 05:17	7439-96-5	
Molybdenum, Dissolved	296	ug/L	10.0	3.7	1	02/09/23 15:51	02/10/23 05:17	7439-98-7	
6020 MET ICPMS									
Analytical Method: EPA 6020 Preparation Method: EPA 200.2									
Pace Analytical Services - Indianapolis									
Antimony	ND	ug/L	1.0	0.13	1	02/09/23 07:10	02/09/23 18:04	7440-36-0	
Arsenic	1.3	ug/L	1.0	0.10	1	02/09/23 07:10	02/09/23 18:04	7440-38-2	
Barium	53.3	ug/L	1.0	0.14	1	02/09/23 07:10	02/09/23 18:04	7440-39-3	
Beryllium	ND	ug/L	0.20	0.026	1	02/09/23 07:10	02/09/23 18:04	7440-41-7	
Cadmium	ND	ug/L	0.20	0.054	1	02/09/23 07:10	02/09/23 18:04	7440-43-9	
Cobalt	1.1	ug/L	1.0	0.082	1	02/09/23 07:10	02/09/23 18:04	7440-48-4	
Lead	1.6	ug/L	1.0	0.080	1	02/09/23 07:10	02/09/23 18:04	7439-92-1	
Molybdenum	304	ug/L	2.0	0.14	2	02/09/23 07:10	02/10/23 14:03	7439-98-7	
Selenium	ND	ug/L	1.0	0.44	1	02/09/23 07:10	02/09/23 18:04	7782-49-2	
Thallium	ND	ug/L	1.0	0.072	1	02/09/23 07:10	02/09/23 18:04	7440-28-0	
2320B Alkalinity									
Analytical Method: SM 2320B									
Pace Analytical Services - Indianapolis									
Alkalinity, Total as CaCO3	187	mg/L	10.0	10.0	1		02/08/23 21:02		
Alkalinity,Bicarbonate (CaCO3)	187	mg/L	10.0	10.0	1		02/08/23 21:02		
Alkalinity,Carbonate (CaCO3)	ND	mg/L	10.0	10.0	1		02/08/23 21:02		
2540C Total Dissolved Solids									
Analytical Method: SM 2540C									
Pace Analytical Services - Indianapolis									
Total Dissolved Solids	1840	mg/L	20.0	20.0	1		02/09/23 12:05		

REPORT OF LABORATORY ANALYSIS

This report shall not be reproduced, except in full,
without the written consent of Pace Analytical Services, LLC.



ANALYTICAL RESULTS

Project: Harding Street

Pace Project No.: 50336986

Sample: MW-6D		Lab ID: 50336986004		Collected: 02/07/23 14:30	Received: 02/08/23 15:00	Matrix: Water				
Parameters	Results	Units	Report Limit	MDL	DF	Prepared	Analyzed	CAS No.	Qual	
4500CL G Chlorine, Residual		Analytical Method: SM 4500-Cl G Pace Analytical Services - Indianapolis								
Chlorine, Total Residual	ND	mg/L	0.10	0.034	1		02/13/23 13:00	7782-50-5	H3	
4500H+ pH, Electrometric		Analytical Method: SM 4500-H+B Pace Analytical Services - Indianapolis								
pH at 25 Degrees C	7.2	Std. Units	0.10	0.10	1		02/16/23 12:00		H3	
4500S2D Sulfide Water		Analytical Method: SM 4500-S2-D Pace Analytical Services - Indianapolis								
Sulfide	ND	mg/L	0.10	0.025	1		02/10/23 12:19	18496-25-8		
Iron, Ferrous		Analytical Method: HACH 8146 Pace Analytical Services - Indianapolis								
Iron, Ferrous	0.86	mg/L	0.20	0.035	1		02/09/23 10:10	15438-31-0	H3,N2	
353.2 Nitrogen, NO2/NO3 unpres		Analytical Method: EPA 353.2 Pace Analytical Services - Indianapolis								
Nitrogen, Nitrate	ND	mg/L	0.10	0.011	1		02/08/23 17:08	14797-55-8		
Nitrogen, Nitrite	ND	mg/L	0.10	0.0040	1		02/08/23 17:08	14797-65-0		
365.1 Total Phosphorus		Analytical Method: EPA 365.1 Preparation Method: EPA 365.1 Pace Analytical Services - Indianapolis								
Phosphate as P04	0.28	mg/L	0.15	0.15	1	02/09/23 09:30	02/09/23 13:24			
5310C TOC		Analytical Method: SM 5310C Pace Analytical Services - Indianapolis								
Total Organic Carbon	1.4	mg/L	1.0	0.24	1		02/16/23 14:00	7440-44-0		
5310C Dissolved Organic Carbon		Analytical Method: SM 5310C Pace Analytical Services - Indianapolis								
Dissolved Organic Carbon	1.4	mg/L	1.0	0.24	1		02/16/23 19:46			

REPORT OF LABORATORY ANALYSIS

This report shall not be reproduced, except in full,
without the written consent of Pace Analytical Services, LLC.

**ANALYTICAL RESULTS**

Project: Harding Street

Pace Project No.: 50336986

Sample: MW-16S **Lab ID: 50336986005** Collected: 02/07/23 11:35 Received: 02/08/23 15:00 Matrix: Water

Parameters	Results	Units	Report			Prepared	Analyzed	CAS No.	Qual
			Limit	MDL	DF				
9056 IC Anions									
Analytical Method: EPA 9056									
Pace Analytical Services - Indianapolis									
Chloride	148	mg/L	25.0	6.7	100		02/13/23 19:22	16887-00-6	
Fluoride	0.42	mg/L	0.10	0.017	1		02/13/23 18:50	16984-48-8	
Sulfate	139	mg/L	2.5	0.85	10		02/13/23 19:06	14808-79-8	
6010 MET ICP									
Analytical Method: EPA 6010 Preparation Method: EPA 3010									
Pace Analytical Services - Indianapolis									
Aluminum	524	ug/L	200	55.4	1	02/13/23 08:41	02/15/23 15:07	7429-90-5	
Boron	1120	ug/L	100	37.6	1	02/13/23 08:41	02/15/23 15:07	7440-42-8	
Calcium	119000	ug/L	1000	163	1	02/13/23 08:41	02/15/23 15:07	7440-70-2	
Lithium	35.8	ug/L	20.0	6.2	1	02/13/23 08:41	02/15/23 15:07	7439-93-2	
Magnesium	31000	ug/L	1000	71.8	1	02/13/23 08:41	02/15/23 15:07	7439-95-4	
Manganese	494	ug/L	10.0	2.5	1	02/13/23 08:41	02/15/23 15:07	7439-96-5	
Potassium	7390	ug/L	1000	281	1	02/13/23 08:41	02/15/23 15:07	7440-09-7	
Silica	19400	ug/L	450		1	02/13/23 08:41	02/15/23 15:07	7631-86-9	N2
Sodium	87700	ug/L	1000	214	1	02/13/23 08:41	02/16/23 09:30	7440-23-5	
6010 MET ICP, Dissolved									
Analytical Method: EPA 6010 Preparation Method: EPA 3010									
Pace Analytical Services - Indianapolis									
Manganese, Dissolved	513	ug/L	10.0	2.5	1	02/09/23 15:51	02/10/23 05:19	7439-96-5	
Molybdenum, Dissolved	134	ug/L	10.0	3.7	1	02/09/23 15:51	02/10/23 05:19	7439-98-7	
6020 MET ICPMS									
Analytical Method: EPA 6020 Preparation Method: EPA 200.2									
Pace Analytical Services - Indianapolis									
Antimony	ND	ug/L	1.0	0.13	1	02/09/23 07:10	02/09/23 18:08	7440-36-0	
Arsenic	1.5	ug/L	1.0	0.10	1	02/09/23 07:10	02/09/23 18:08	7440-38-2	
Barium	55.9	ug/L	1.0	0.14	1	02/09/23 07:10	02/09/23 18:08	7440-39-3	
Beryllium	ND	ug/L	0.20	0.026	1	02/09/23 07:10	02/09/23 18:08	7440-41-7	
Cadmium	ND	ug/L	0.20	0.054	1	02/09/23 07:10	02/09/23 18:08	7440-43-9	
Cobalt	1.7	ug/L	1.0	0.082	1	02/09/23 07:10	02/09/23 18:08	7440-48-4	
Lead	1.0	ug/L	1.0	0.080	1	02/09/23 07:10	02/09/23 18:08	7439-92-1	
Molybdenum	132	ug/L	1.0	0.072	1	02/09/23 07:10	02/09/23 18:08	7439-98-7	
Selenium	ND	ug/L	1.0	0.44	1	02/09/23 07:10	02/09/23 18:08	7782-49-2	
Thallium	ND	ug/L	1.0	0.072	1	02/09/23 07:10	02/09/23 18:08	7440-28-0	
2320B Alkalinity									
Analytical Method: SM 2320B									
Pace Analytical Services - Indianapolis									
Alkalinity, Total as CaCO3	292	mg/L	10.0	10.0	1		02/08/23 21:02		
Alkalinity,Bicarbonate (CaCO3)	292	mg/L	10.0	10.0	1		02/08/23 21:02		
Alkalinity,Carbonate (CaCO3)	ND	mg/L	10.0	10.0	1		02/08/23 21:02		
2540C Total Dissolved Solids									
Analytical Method: SM 2540C									
Pace Analytical Services - Indianapolis									
Total Dissolved Solids	747	mg/L	10.0	10.0	1		02/09/23 12:05		

REPORT OF LABORATORY ANALYSIS

This report shall not be reproduced, except in full,
without the written consent of Pace Analytical Services, LLC.



ANALYTICAL RESULTS

Project: Harding Street
 Pace Project No.: 50336986

Sample: MW-16S Lab ID: 50336986005 Collected: 02/07/23 11:35 Received: 02/08/23 15:00 Matrix: Water									
Parameters	Results	Units	Report Limit	MDL	DF	Prepared	Analyzed	CAS No.	Qual
4500CL G Chlorine, Residual									
Analytical Method: SM 4500-Cl G Pace Analytical Services - Indianapolis									
Chlorine, Total Residual	ND	mg/L	0.10	0.034	1		02/13/23 12:58	7782-50-5	H3
4500H+ pH, Electrometric									
Analytical Method: SM 4500-H+B Pace Analytical Services - Indianapolis									
pH at 25 Degrees C	7.4	Std. Units	0.10	0.10	1		02/16/23 11:56		H3
4500S2D Sulfide Water									
Analytical Method: SM 4500-S2-D Pace Analytical Services - Indianapolis									
Sulfide	ND	mg/L	0.10	0.025	1		02/10/23 12:19	18496-25-8	
Iron, Ferrous									
Analytical Method: HACH 8146 Pace Analytical Services - Indianapolis									
Iron, Ferrous	ND	mg/L	0.20	0.035	1		02/09/23 10:07	15438-31-0	H3,N2
353.2 Nitrogen, NO2/NO3 unpres									
Analytical Method: EPA 353.2 Pace Analytical Services - Indianapolis									
Nitrogen, Nitrate	ND	mg/L	0.10	0.011	1		02/08/23 17:14	14797-55-8	
Nitrogen, Nitrite	ND	mg/L	0.10	0.0040	1		02/08/23 17:14	14797-65-0	
365.1 Total Phosphorus									
Analytical Method: EPA 365.1 Preparation Method: EPA 365.1 Pace Analytical Services - Indianapolis									
Phosphate as P04	ND	mg/L	0.15	0.15	1	02/09/23 09:30	02/09/23 13:25		
5310C TOC									
Analytical Method: SM 5310C Pace Analytical Services - Indianapolis									
Total Organic Carbon	1.8	mg/L	1.0	0.24	1		02/16/23 14:08	7440-44-0	
5310C Dissolved Organic Carbon									
Analytical Method: SM 5310C Pace Analytical Services - Indianapolis									
Dissolved Organic Carbon	1.8	mg/L	1.0	0.24	1		02/16/23 19:54		

REPORT OF LABORATORY ANALYSIS

This report shall not be reproduced, except in full,
 without the written consent of Pace Analytical Services, LLC.



ANALYTICAL RESULTS

Project: Harding Street

Pace Project No.: 50336986

Sample: MW-16D Lab ID: 50336986006 Collected: 02/07/23 09:55 Received: 02/08/23 15:00 Matrix: Water

Parameters	Results	Units	Report			Prepared	Analyzed	CAS No.	Qual
			Limit	MDL	DF				
9056 IC Anions									
Analytical Method: EPA 9056									
Pace Analytical Services - Indianapolis									
Chloride	133	mg/L	25.0	6.7	100		02/16/23 11:32	16887-00-6	
Fluoride	0.66	mg/L	0.10	0.017	1		02/13/23 19:38	16984-48-8	
Sulfate	405	mg/L	25.0	8.5	100		02/16/23 11:32	14808-79-8	
6010 MET ICP									
Analytical Method: EPA 6010 Preparation Method: EPA 3010									
Pace Analytical Services - Indianapolis									
Aluminum	925	ug/L	200	55.4	1	02/13/23 08:41	02/15/23 15:10	7429-90-5	
Boron	1150	ug/L	100	37.6	1	02/13/23 08:41	02/15/23 15:10	7440-42-8	
Calcium	188000	ug/L	1000	163	1	02/13/23 08:41	02/15/23 15:10	7440-70-2	
Lithium	ND	ug/L	20.0	6.2	1	02/13/23 08:41	02/15/23 15:10	7439-93-2	
Magnesium	63800	ug/L	1000	71.8	1	02/13/23 08:41	02/15/23 15:10	7439-95-4	
Manganese	2420	ug/L	10.0	2.5	1	02/13/23 08:41	02/15/23 15:10	7439-96-5	
Potassium	3370	ug/L	1000	281	1	02/13/23 08:41	02/15/23 15:10	7440-09-7	
Silica	17500	ug/L	450		1	02/13/23 08:41	02/15/23 15:10	7631-86-9	N2
Sodium	52000	ug/L	1000	214	1	02/13/23 08:41	02/16/23 09:33	7440-23-5	
6010 MET ICP, Dissolved									
Analytical Method: EPA 6010 Preparation Method: EPA 3010									
Pace Analytical Services - Indianapolis									
Manganese, Dissolved	2450	ug/L	10.0	2.5	1	02/09/23 15:51	02/10/23 05:22	7439-96-5	
Molybdenum, Dissolved	13.4	ug/L	10.0	3.7	1	02/09/23 15:51	02/10/23 05:22	7439-98-7	
6020 MET ICPMS									
Analytical Method: EPA 6020 Preparation Method: EPA 200.2									
Pace Analytical Services - Indianapolis									
Antimony	ND	ug/L	1.0	0.13	1	02/09/23 07:10	02/09/23 18:12	7440-36-0	
Arsenic	15.1	ug/L	1.0	0.10	1	02/09/23 07:10	02/09/23 18:12	7440-38-2	
Barium	265	ug/L	2.0	0.28	2	02/09/23 07:10	02/10/23 14:07	7440-39-3	
Beryllium	ND	ug/L	0.20	0.026	1	02/09/23 07:10	02/09/23 18:12	7440-41-7	
Cadmium	ND	ug/L	0.20	0.054	1	02/09/23 07:10	02/09/23 18:12	7440-43-9	
Cobalt	1.5	ug/L	1.0	0.082	1	02/09/23 07:10	02/09/23 18:12	7440-48-4	
Lead	ND	ug/L	1.0	0.080	1	02/09/23 07:10	02/09/23 18:12	7439-92-1	
Molybdenum	14.8	ug/L	1.0	0.072	1	02/09/23 07:10	02/09/23 18:12	7439-98-7	
Selenium	ND	ug/L	1.0	0.44	1	02/09/23 07:10	02/09/23 18:12	7782-49-2	
Thallium	ND	ug/L	1.0	0.072	1	02/09/23 07:10	02/09/23 18:12	7440-28-0	
2320B Alkalinity									
Analytical Method: SM 2320B									
Pace Analytical Services - Indianapolis									
Alkalinity, Total as CaCO3	297	mg/L	10.0	10.0	1		02/08/23 21:02		
Alkalinity,Bicarbonate (CaCO3)	297	mg/L	10.0	10.0	1		02/08/23 21:02		
Alkalinity,Carbonate (CaCO3)	ND	mg/L	10.0	10.0	1		02/08/23 21:02		
2540C Total Dissolved Solids									
Analytical Method: SM 2540C									
Pace Analytical Services - Indianapolis									
Total Dissolved Solids	1120	mg/L	20.0	20.0	1		02/09/23 12:06		

REPORT OF LABORATORY ANALYSIS

This report shall not be reproduced, except in full,
without the written consent of Pace Analytical Services, LLC.



ANALYTICAL RESULTS

Project: Harding Street
 Pace Project No.: 50336986

Sample: MW-16D Lab ID: 50336986006 Collected: 02/07/23 09:55 Received: 02/08/23 15:00 Matrix: Water									
Parameters	Results	Units	Report Limit	MDL	DF	Prepared	Analyzed	CAS No.	Qual
4500CL G Chlorine, Residual									
Analytical Method: SM 4500-Cl G Pace Analytical Services - Indianapolis									
Chlorine, Total Residual	ND	mg/L	0.10	0.034	1		02/13/23 12:58	7782-50-5	H3
4500H+ pH, Electrometric									
Analytical Method: SM 4500-H+B Pace Analytical Services - Indianapolis									
pH at 25 Degrees C	7.5	Std. Units	0.10	0.10	1		02/16/23 11:56		H3
4500S2D Sulfide Water									
Analytical Method: SM 4500-S2-D Pace Analytical Services - Indianapolis									
Sulfide	ND	mg/L	0.10	0.025	1		02/10/23 12:19	18496-25-8	
Iron, Ferrous									
Analytical Method: HACH 8146 Pace Analytical Services - Indianapolis									
Iron, Ferrous	ND	mg/L	0.20	0.035	1		02/09/23 10:07	15438-31-0	H3,N2
353.2 Nitrogen, NO2/NO3 unpres									
Analytical Method: EPA 353.2 Pace Analytical Services - Indianapolis									
Nitrogen, Nitrate	ND	mg/L	0.10	0.011	1		02/08/23 17:16	14797-55-8	
Nitrogen, Nitrite	0.12	mg/L	0.10	0.0040	1		02/08/23 17:16	14797-65-0	
365.1 Total Phosphorus									
Analytical Method: EPA 365.1 Preparation Method: EPA 365.1 Pace Analytical Services - Indianapolis									
Phosphate as P04	1.0	mg/L	0.15	0.15	1	02/09/23 09:30	02/09/23 13:26		
5310C TOC									
Analytical Method: SM 5310C Pace Analytical Services - Indianapolis									
Total Organic Carbon	5.1	mg/L	1.0	0.24	1		02/16/23 14:22	7440-44-0	
5310C Dissolved Organic Carbon									
Analytical Method: SM 5310C Pace Analytical Services - Indianapolis									
Dissolved Organic Carbon	5.5	mg/L	1.0	0.24	1		02/16/23 20:21		

REPORT OF LABORATORY ANALYSIS

This report shall not be reproduced, except in full,
 without the written consent of Pace Analytical Services, LLC.



QUALITY CONTROL DATA

Project: Harding Street

Pace Project No.: 50336986

QC Batch:	718033	Analysis Method:	EPA 9056
QC Batch Method:	EPA 9056	Analysis Description:	9056 IC Anions
		Laboratory:	Pace Analytical Services - Indianapolis

Associated Lab Samples: 50336986001, 50336986002, 50336986003, 50336986004, 50336986005, 50336986006

METHOD BLANK: 3296209 Matrix: Water
 Associated Lab Samples: 50336986001, 50336986002, 50336986003, 50336986004, 50336986005, 50336986006

Parameter	Units	Blank Result	Reporting Limit	MDL	Analyzed	Qualifiers
Chloride	mg/L	ND	0.25	0.067	02/10/23 14:37	
Fluoride	mg/L	ND	0.10	0.017	02/10/23 14:37	
Sulfate	mg/L	ND	0.25	0.085	02/10/23 14:37	

LABORATORY CONTROL SAMPLE: 3296210

Parameter	Units	Spike Conc.	LCS Result	LCS % Rec	% Rec Limits	Qualifiers
Chloride	mg/L	1.2	1.2	95	80-120	
Fluoride	mg/L	0.5	0.47	93	80-120	
Sulfate	mg/L	2.5	2.6	104	80-120	

MATRIX SPIKE & MATRIX SPIKE DUPLICATE: 3296211 3296212

Parameter	Units	50336978004		3296211		3296212		% Rec	% Rec	% Rec Limits	RPD	Max RPD	Qual
		MS Result	MSD Result	MS Spike Conc.	MSD Spike Conc.	MS Result	MSD Result						
Chloride	mg/L	84.7	125	125	193	193	87	87	80-120	0	15		
Fluoride	mg/L	ND	0.5	0.5	0.50	0.50	95	96	80-120	1	15		
Sulfate	mg/L	1270	250	250	1460	1450	74	72	80-120	0	15	M0	

MATRIX SPIKE & MATRIX SPIKE DUPLICATE: 3296213 3296214

Parameter	Units	50337038005		3296213		3296214		% Rec	% Rec	% Rec Limits	RPD	Max RPD	Qual
		MS Result	MSD Result	MS Spike Conc.	MSD Spike Conc.	MS Result	MSD Result						
Chloride	mg/L	7.9	1.2	1.2	8.9	9.0	77	89	80-120	2	15	M0	
Fluoride	mg/L	0.50	0.5	0.5	1.1	1.1	116	115	80-120	1	15		
Sulfate	mg/L	6.3	2.5	2.5	8.8	8.7	102	99	80-120	1	15		

Results presented on this page are in the units indicated by the "Units" column except where an alternate unit is presented to the right of the result.

REPORT OF LABORATORY ANALYSIS

This report shall not be reproduced, except in full, without the written consent of Pace Analytical Services, LLC.



QUALITY CONTROL DATA

Project: Harding Street
 Pace Project No.: 50336986

QC Batch: 717958 Analysis Method: EPA 6010
 QC Batch Method: EPA 3010 Analysis Description: 6010 MET
 Laboratory: Pace Analytical Services - Indianapolis
 Associated Lab Samples: 50336986001, 50336986002, 50336986003, 50336986004, 50336986005, 50336986006

METHOD BLANK: 3295961 Matrix: Water
 Associated Lab Samples: 50336986001, 50336986002, 50336986003, 50336986004, 50336986005, 50336986006

Parameter	Units	Blank Result	Reporting Limit	MDL	Analyzed	Qualifiers
Aluminum	ug/L	ND	200	55.4	02/15/23 09:26	
Boron	ug/L	ND	100	37.6	02/15/23 09:26	
Calcium	ug/L	ND	1000	163	02/15/23 09:26	
Lithium	ug/L	ND	20.0	6.2	02/15/23 09:26	
Magnesium	ug/L	ND	1000	71.8	02/15/23 09:26	
Manganese	ug/L	ND	10.0	2.5	02/15/23 09:26	
Potassium	ug/L	ND	1000	281	02/15/23 09:26	
Silica	ug/L	ND	450		02/15/23 09:26	N2
Sodium	ug/L	ND	1000	214	02/15/23 09:26	

LABORATORY CONTROL SAMPLE: 3295962

Parameter	Units	Spike Conc.	LCS Result	LCS % Rec	% Rec Limits	Qualifiers
Aluminum	ug/L	10000	10400	104	80-120	
Boron	ug/L	1000	1010	101	80-120	
Calcium	ug/L	10000	10400	104	80-120	
Lithium	ug/L	1000	1050	105	80-120	
Magnesium	ug/L	10000	10400	104	80-120	
Manganese	ug/L	1000	956	96	80-120	
Potassium	ug/L	10000	10300	103	80-120	
Silica	ug/L	10700	11000	103	80-120	N2
Sodium	ug/L	10000	10300	103	80-120	

MATRIX SPIKE & MATRIX SPIKE DUPLICATE: 3295963 3295964

Parameter	Units	MS		MSD		MS % Rec	MSD % Rec	% Rec Limits	RPD	Max RPD	Qual
		50336646002 Result	Spike Conc.	Spike Conc.	MS Result						
Aluminum	ug/L	ND	10000	10000	10300	10100	102	100	75-125	2	20
Boron	ug/L	4.8 mg/L	1000	1000	6170	6180	133	134	75-125	0	20 P6
Calcium	ug/L	118 mg/L	10000	10000	130000	131000	125	131	75-125	0	20 P6
Lithium	ug/L	ND	1000	1000	1030	1020	102	102	75-125	1	20
Magnesium	ug/L	27.9 mg/L	10000	10000	39900	39200	120	113	75-125	2	20
Manganese	ug/L	0.37 mg/L	1000	1000	1340	1320	97	95	75-125	2	20
Potassium	ug/L	2.6 mg/L	10000	10000	12900	12800	104	103	75-125	1	20
Silica	ug/L	12.0 mg/L	10700	10700	23800	23600	110	108	75-125	1	20 N2
Sodium	ug/L	7.6 mg/L	10000	10000	17600	17500	100	99	75-125	1	20

Results presented on this page are in the units indicated by the "Units" column except where an alternate unit is presented to the right of the result.

REPORT OF LABORATORY ANALYSIS

This report shall not be reproduced, except in full,
 without the written consent of Pace Analytical Services, LLC.



QUALITY CONTROL DATA

Project: Harding Street

Pace Project No.: 50336986

QC Batch: 717947 Analysis Method: EPA 6010
 QC Batch Method: EPA 3010 Analysis Description: 6010 MET Dissolved
 Laboratory: Pace Analytical Services - Indianapolis
 Associated Lab Samples: 50336986001, 50336986002, 50336986003, 50336986004, 50336986005, 50336986006

METHOD BLANK: 3295859 Matrix: Water
 Associated Lab Samples: 50336986001, 50336986002, 50336986003, 50336986004, 50336986005, 50336986006

Parameter	Units	Blank Result	Reporting Limit	MDL	Analyzed	Qualifiers
Manganese, Dissolved	ug/L	ND	10.0	2.5	02/10/23 04:16	
Molybdenum, Dissolved	ug/L	ND	10.0	3.7	02/10/23 04:16	

LABORATORY CONTROL SAMPLE: 3295860

Parameter	Units	Spike Conc.	LCS Result	LCS % Rec	% Rec Limits	Qualifiers
Manganese, Dissolved	ug/L	1000	988	99	80-120	
Molybdenum, Dissolved	ug/L	1000	1020	102	80-120	

MATRIX SPIKE & MATRIX SPIKE DUPLICATE: 3295861 3295862

Parameter	Units	50336646002 Result	MS Spike Conc.	MSD Spike Conc.	MS Result	MSD Result	MS % Rec	MSD % Rec	% Rec Limits	RPD	Max RPD	Qual
Manganese, Dissolved	ug/L	0.39 mg/L	1000	1000	1360	1350	96	96	75-125	0	20	
Molybdenum, Dissolved	ug/L	0.89 mg/L	1000	1000	1870	1870	99	98	75-125	0	20	

Results presented on this page are in the units indicated by the "Units" column except where an alternate unit is presented to the right of the result.

REPORT OF LABORATORY ANALYSIS

This report shall not be reproduced, except in full,
 without the written consent of Pace Analytical Services, LLC.



QUALITY CONTROL DATA

Project: Harding Street

Pace Project No.: 50336986

QC Batch: 717906

Analysis Method: EPA 6020

QC Batch Method: EPA 200.2

Analysis Description: 6020 MET

Laboratory: Pace Analytical Services - Indianapolis

Associated Lab Samples: 50336986001, 50336986002, 50336986003, 50336986004, 50336986005, 50336986006

METHOD BLANK: 3295584

Matrix: Water

Associated Lab Samples: 50336986001, 50336986002, 50336986003, 50336986004, 50336986005, 50336986006

Parameter	Units	Blank Result	Reporting Limit	MDL	Analyzed	Qualifiers
Antimony	ug/L	ND	1.0	0.13	02/09/23 14:37	
Arsenic	ug/L	ND	1.0	0.10	02/09/23 14:37	
Barium	ug/L	ND	1.0	0.14	02/09/23 14:37	
Beryllium	ug/L	ND	0.20	0.026	02/09/23 14:37	
Cadmium	ug/L	ND	0.20	0.054	02/09/23 14:37	
Cobalt	ug/L	ND	1.0	0.082	02/09/23 14:37	
Lead	ug/L	ND	1.0	0.080	02/09/23 14:37	
Molybdenum	ug/L	ND	1.0	0.072	02/09/23 14:37	
Selenium	ug/L	ND	1.0	0.44	02/09/23 14:37	
Thallium	ug/L	ND	1.0	0.072	02/09/23 14:37	

LABORATORY CONTROL SAMPLE: 3295585

Parameter	Units	Spike Conc.	LCS Result	LCS % Rec	% Rec Limits	Qualifiers
Antimony	ug/L	40	43.7	109	80-120	
Arsenic	ug/L	40	39.4	98	80-120	
Barium	ug/L	40	41.0	103	80-120	
Beryllium	ug/L	40	39.3	98	80-120	
Cadmium	ug/L	40	40.5	101	80-120	
Cobalt	ug/L	40	40.5	101	80-120	
Lead	ug/L	40	42.1	105	80-120	
Molybdenum	ug/L	40	40.3	101	80-120	
Selenium	ug/L	40	37.1	93	80-120	
Thallium	ug/L	40	42.3	106	80-120	

MATRIX SPIKE & MATRIX SPIKE DUPLICATE: 3295586 3295587

Parameter	Units	MS		MSD		MS Result	MSD Result	MS % Rec	MSD % Rec	% Rec Limits	RPD	Max RPD	Qual
		50336978004 Result	Spike Conc.	Spike Conc.	MS Result								
Antimony	ug/L	ND	40	40	44.7	44.7	111	111	75-125	0	20		
Arsenic	ug/L	1.5	40	40	40.6	41.6	98	100	75-125	2	20		
Barium	ug/L	181	40	40	221	225	100	110	75-125	2	20		
Beryllium	ug/L	ND	40	40	37.2	37.3	93	93	75-125	0	20		
Cadmium	ug/L	ND	40	40	38.3	38.2	96	95	75-125	0	20		
Cobalt	ug/L	6.1	40	40	43.6	43.8	94	94	75-125	0	20		
Lead	ug/L	ND	40	40	42.1	42.5	105	106	75-125	1	20		
Molybdenum	ug/L	48.4	40	40	89.6	90.9	103	106	75-125	1	20		

Results presented on this page are in the units indicated by the "Units" column except where an alternate unit is presented to the right of the result.

REPORT OF LABORATORY ANALYSIS

This report shall not be reproduced, except in full, without the written consent of Pace Analytical Services, LLC.



QUALITY CONTROL DATA

Project: Harding Street

Pace Project No.: 50336986

MATRIX SPIKE & MATRIX SPIKE DUPLICATE: 3295586 3295587											
Parameter	Units	50336978004 Result	MS	MSD	MS	MSD	MS	MSD	% Rec	Max	Qual
			Spike Conc.	Spike Conc.	Result	Result	% Rec	% Rec	Limits	RPD	
Selenium	ug/L	ND	40	40	40.4	40.2	100	100	75-125	1	20
Thallium	ug/L	ND	40	40	43.3	43.4	108	108	75-125	0	20

Results presented on this page are in the units indicated by the "Units" column except where an alternate unit is presented to the right of the result.

REPORT OF LABORATORY ANALYSIS

This report shall not be reproduced, except in full,
without the written consent of Pace Analytical Services, LLC.



QUALITY CONTROL DATA

Project: Harding Street

Pace Project No.: 50336986

QC Batch: 717939 Analysis Method: SM 2320B
 QC Batch Method: SM 2320B Analysis Description: 2320B Alkalinity
 Laboratory: Pace Analytical Services - Indianapolis
 Associated Lab Samples: 50336986001, 50336986002, 50336986003, 50336986004, 50336986005, 50336986006

METHOD BLANK: 3295801 Matrix: Water
 Associated Lab Samples: 50336986001, 50336986002, 50336986003, 50336986004, 50336986005, 50336986006

Parameter	Units	Blank Result	Reporting Limit	MDL	Analyzed	Qualifiers
Alkalinity, Total as CaCO3	mg/L	ND	10.0	10.0	02/08/23 21:02	
Alkalinity,Bicarbonate (CaCO3)	mg/L	ND	10.0	10.0	02/08/23 21:02	
Alkalinity,Carbonate (CaCO3)	mg/L	ND	10.0	10.0	02/08/23 21:02	

LABORATORY CONTROL SAMPLE: 3295802

Parameter	Units	Spike Conc.	LCS Result	LCS % Rec	% Rec Limits	Qualifiers
Alkalinity, Total as CaCO3	mg/L	50	50.0	100	90-110	

SAMPLE DUPLICATE: 3295803

Parameter	Units	50336978004 Result	Dup Result	RPD	Max RPD	Qualifiers
Alkalinity, Total as CaCO3	mg/L	133	134	1	20	
Alkalinity,Bicarbonate (CaCO3)	mg/L	133	134	1	20	
Alkalinity,Carbonate (CaCO3)	mg/L	ND	ND		20	

SAMPLE DUPLICATE: 3295804

Parameter	Units	50336905001 Result	Dup Result	RPD	Max RPD	Qualifiers
Alkalinity, Total as CaCO3	mg/L	845	856	1	20	
Alkalinity,Bicarbonate (CaCO3)	mg/L	845	856	1	20	
Alkalinity,Carbonate (CaCO3)	mg/L	ND	ND		20	

Results presented on this page are in the units indicated by the "Units" column except where an alternate unit is presented to the right of the result.

REPORT OF LABORATORY ANALYSIS

This report shall not be reproduced, except in full, without the written consent of Pace Analytical Services, LLC.



QUALITY CONTROL DATA

Project: Harding Street

Pace Project No.: 50336986

QC Batch:	718030	Analysis Method:	SM 2540C
QC Batch Method:	SM 2540C	Analysis Description:	2540C Total Dissolved Solids
		Laboratory:	Pace Analytical Services - Indianapolis

Associated Lab Samples: 50336986001, 50336986002, 50336986003, 50336986004, 50336986005, 50336986006

METHOD BLANK: 3296198 Matrix: Water

Associated Lab Samples: 50336986001, 50336986002, 50336986003, 50336986004, 50336986005, 50336986006

Parameter	Units	Blank Result	Reporting Limit	MDL	Analyzed	Qualifiers
Total Dissolved Solids	mg/L	ND	10.0	10.0	02/09/23 12:04	

LABORATORY CONTROL SAMPLE: 3296199

Parameter	Units	Spike Conc.	LCS Result	LCS % Rec	% Rec Limits	Qualifiers
Total Dissolved Solids	mg/L	300	290	97	80-120	

SAMPLE DUPLICATE: 3296200

Parameter	Units	50336986001 Result	Dup Result	RPD	Max RPD	Qualifiers
Total Dissolved Solids	mg/L	2890	2900	0	10	

SAMPLE DUPLICATE: 3296201

Parameter	Units	50337038004 Result	Dup Result	RPD	Max RPD	Qualifiers
Total Dissolved Solids	mg/L	491	493	0	10	

Results presented on this page are in the units indicated by the "Units" column except where an alternate unit is presented to the right of the result.

REPORT OF LABORATORY ANALYSIS

This report shall not be reproduced, except in full, without the written consent of Pace Analytical Services, LLC.



QUALITY CONTROL DATA

Project: Harding Street

Pace Project No.: 50336986

QC Batch:	718366	Analysis Method:	SM 4500-Cl G
QC Batch Method:	SM 4500-Cl G	Analysis Description:	4500CL G Chlorine, Total Residual
		Laboratory:	Pace Analytical Services - Indianapolis
Associated Lab Samples:	50336986001, 50336986002, 50336986003, 50336986004, 50336986005, 50336986006		

METHOD BLANK:	3298072	Matrix:	Water
Associated Lab Samples:	50336986001, 50336986002, 50336986003, 50336986004, 50336986005, 50336986006		

Parameter	Units	Blank Result	Reporting Limit	MDL	Analyzed	Qualifiers
Chlorine, Total Residual	mg/L	ND	0.10	0.034	02/13/23 12:58	H3

LABORATORY CONTROL SAMPLE: 3298073						
Parameter	Units	Spike Conc.	LCS Result	LCS % Rec	% Rec Limits	Qualifiers
Chlorine, Total Residual	mg/L	1	0.98	98	90-110	H3

MATRIX SPIKE & MATRIX SPIKE DUPLICATE: 3298074												3298075	
Parameter	Units	50336978004 Result	MS Spike Conc.	MSD Spike Conc.	MS Result	MSD Result	MS % Rec	MSD % Rec	% Rec Limits	RPD	Max RPD	Qual	
Chlorine, Total Residual	mg/L	ND	1	1	0.97	0.97	97	97	90-110	0	20	H3	

MATRIX SPIKE SAMPLE: 3298076											
Parameter	Units	50337083001 Result	Spike Conc.	MS Result	MS % Rec	% Rec Limits	Qualifiers				
Chlorine, Total Residual	mg/L	ND	1	1.0	100	90-110	H3				

Results presented on this page are in the units indicated by the "Units" column except where an alternate unit is presented to the right of the result.

REPORT OF LABORATORY ANALYSIS

This report shall not be reproduced, except in full, without the written consent of Pace Analytical Services, LLC.



QUALITY CONTROL DATA

Project: Harding Street

Pace Project No.: 50336986

QC Batch: 718954

Analysis Method: SM 4500-H+B

QC Batch Method: SM 4500-H+B

Analysis Description: 4500H+B pH

Laboratory: Pace Analytical Services - Indianapolis

Associated Lab Samples: 50336986001, 50336986002, 50336986003, 50336986004, 50336986005, 50336986006

SAMPLE DUPLICATE: 3300544

Parameter	Units	50336566002 Result	Dup Result	RPD	Max RPD	Qualifiers
pH at 25 Degrees C	Std. Units	8.8	8.8	0	2	H3

Results presented on this page are in the units indicated by the "Units" column except where an alternate unit is presented to the right of the result.

REPORT OF LABORATORY ANALYSIS

This report shall not be reproduced, except in full,
without the written consent of Pace Analytical Services, LLC.



QUALITY CONTROL DATA

Project: Harding Street

Pace Project No.: 50336986

QC Batch:	718187	Analysis Method:	SM 4500-S2-D
QC Batch Method:	SM 4500-S2-D	Analysis Description:	4500S2D Sulfide Water
		Laboratory:	Pace Analytical Services - Indianapolis
Associated Lab Samples:	50336986001, 50336986002, 50336986003, 50336986004, 50336986005, 50336986006		

METHOD BLANK:	3296954	Matrix:	Water
Associated Lab Samples:	50336986001, 50336986002, 50336986003, 50336986004, 50336986005, 50336986006		

Parameter	Units	Blank Result	Reporting Limit	MDL	Analyzed	Qualifiers
Sulfide	mg/L	ND	0.10	0.025	02/10/23 12:19	

LABORATORY CONTROL SAMPLE:	3296955					
Parameter	Units	Spike Conc.	LCS Result	LCS % Rec	% Rec Limits	Qualifiers
Sulfide	mg/L	0.5	0.49	98	90-110	

MATRIX SPIKE & MATRIX SPIKE DUPLICATE:	3296956	3296957										
Parameter	Units	50336905003 Result	MS Spike Conc.	MSD Spike Conc.	MS Result	MSD Result	MS % Rec	MSD % Rec	% Rec Limits	RPD	Max RPD	Qual
Sulfide	mg/L	ND	0.5	0.5	0.42	0.42	82	82	90-110	0	20	M3

MATRIX SPIKE SAMPLE:	3296958						
Parameter	Units	50336986001 Result	Spike Conc.	MS Result	MS % Rec	% Rec Limits	Qualifiers
Sulfide	mg/L	ND	0.5	0.24	46	90-110	M0

Results presented on this page are in the units indicated by the "Units" column except where an alternate unit is presented to the right of the result.

REPORT OF LABORATORY ANALYSIS

This report shall not be reproduced, except in full, without the written consent of Pace Analytical Services, LLC.



QUALITY CONTROL DATA

Project: Harding Street

Pace Project No.: 50336986

QC Batch: 717991 Analysis Method: HACH 8146
 QC Batch Method: HACH 8146 Analysis Description: Iron, Ferrous
 Laboratory: Pace Analytical Services - Indianapolis
 Associated Lab Samples: 50336986001, 50336986002, 50336986004, 50336986005, 50336986006

METHOD BLANK: 3296030 Matrix: Water
 Associated Lab Samples: 50336986001, 50336986002, 50336986004, 50336986005, 50336986006

Parameter	Units	Blank Result	Reporting Limit	MDL	Analyzed	Qualifiers
Iron, Ferrous	mg/L	ND	0.20	0.035	02/09/23 09:46	H3,N2

LABORATORY CONTROL SAMPLE: 3296031

Parameter	Units	Spike Conc.	LCS Result	LCS % Rec	% Rec Limits	Qualifiers
Iron, Ferrous	mg/L	1	0.99	99	90-110	H3,N2

MATRIX SPIKE & MATRIX SPIKE DUPLICATE: 3296032 3296033

Parameter	Units	50336978004		3296033		MS % Rec	MSD % Rec	% Rec Limits	RPD	Max RPD	Qual	
		MS Spike Conc.	MSD Spike Conc.	MS Result	MSD Result							
Iron, Ferrous	mg/L	0.75	5	5	5.8	5.6	100	97	90-110	3	20	H3,N2

MATRIX SPIKE SAMPLE: 3296034

Parameter	Units	50336534001 Result	Spike Conc.	MS Result	MS % Rec	% Rec Limits	Qualifiers
Iron, Ferrous	mg/L	ND	1	1.0	104	90-110	H3,N2

Results presented on this page are in the units indicated by the "Units" column except where an alternate unit is presented to the right of the result.

REPORT OF LABORATORY ANALYSIS

This report shall not be reproduced, except in full, without the written consent of Pace Analytical Services, LLC.



QUALITY CONTROL DATA

Project: Harding Street

Pace Project No.: 50336986

QC Batch: 717767 Analysis Method: EPA 353.2
 QC Batch Method: EPA 353.2 Analysis Description: 353.2 Nitrate + Nitrite, Unpres.
 Laboratory: Pace Analytical Services - Indianapolis
 Associated Lab Samples: 50336986001, 50336986002, 50336986003, 50336986004, 50336986005, 50336986006

METHOD BLANK: 3294974 Matrix: Water
 Associated Lab Samples: 50336986001, 50336986002, 50336986003, 50336986004, 50336986005, 50336986006

Parameter	Units	Blank Result	Reporting Limit	MDL	Analyzed	Qualifiers
Nitrogen, Nitrate	mg/L	ND	0.10	0.011	02/08/23 09:00	
Nitrogen, Nitrite	mg/L	ND	0.10	0.0040	02/08/23 09:00	

LABORATORY CONTROL SAMPLE: 3294975

Parameter	Units	Spike Conc.	LCS Result	LCS % Rec	% Rec Limits	Qualifiers
Nitrogen, Nitrate	mg/L	1	1.0	100	90-110	
Nitrogen, Nitrite	mg/L	1	1.0	102	90-110	

MATRIX SPIKE & MATRIX SPIKE DUPLICATE: 3294976 3294977

Parameter	Units	50336887012 Result	MS Spike Conc.	MSD Spike Conc.	MS Result	MSD Result	MS % Rec	MSD % Rec	% Rec Limits	RPD	Max RPD	Qual
Nitrogen, Nitrate	mg/L	ND	1	1	1.0	1.0	99	99	90-110	0	20	
Nitrogen, Nitrite	mg/L	ND	1	1	1.0	1.0	101	101	90-110	0	20	

MATRIX SPIKE & MATRIX SPIKE DUPLICATE: 3295578 3295579

Parameter	Units	50336978004 Result	MS Spike Conc.	MSD Spike Conc.	MS Result	MSD Result	MS % Rec	MSD % Rec	% Rec Limits	RPD	Max RPD	Qual
Nitrogen, Nitrate	mg/L	ND	1	1	0.83	0.83	83	83	90-110	0	20	
Nitrogen, Nitrite	mg/L	ND	1	1	0.93	0.93	92	92	90-110	0	20	

Results presented on this page are in the units indicated by the "Units" column except where an alternate unit is presented to the right of the result.

REPORT OF LABORATORY ANALYSIS

This report shall not be reproduced, except in full, without the written consent of Pace Analytical Services, LLC.



QUALITY CONTROL DATA

Project: Harding Street

Pace Project No.: 50336986

QC Batch:	717981	Analysis Method:	EPA 365.1
QC Batch Method:	EPA 365.1	Analysis Description:	365.1 Total Phosphorus
		Laboratory:	Pace Analytical Services - Indianapolis

Associated Lab Samples: 50336986001, 50336986002, 50336986003, 50336986004, 50336986005, 50336986006

METHOD BLANK: 3296013 Matrix: Water
 Associated Lab Samples: 50336986001, 50336986002, 50336986003, 50336986004, 50336986005, 50336986006

Parameter	Units	Blank Result	Reporting Limit	MDL	Analyzed	Qualifiers
Phosphate as P04	mg/L	ND	0.15	0.15	02/09/23 13:19	

LABORATORY CONTROL SAMPLE: 3296014

Parameter	Units	Spike Conc.	LCS Result	LCS % Rec	% Rec Limits	Qualifiers
Phosphate as P04	mg/L		1.4			

MATRIX SPIKE & MATRIX SPIKE DUPLICATE: 3296015 3296016

Parameter	Units	50336986001 Result	MS Spike Conc.	MSD Spike Conc.	MS Result	MSD Result	MS % Rec	MSD % Rec	% Rec Limits	RPD	Max RPD	Qual
Phosphate as P04	mg/L	ND			1.4	1.4				1		

MATRIX SPIKE SAMPLE: 3296017

Parameter	Units	50336913004 Result	Spike Conc.	MS Result	MS % Rec	% Rec Limits	Qualifiers
Phosphate as P04	mg/L	ND		1.4			

Results presented on this page are in the units indicated by the "Units" column except where an alternate unit is presented to the right of the result.

REPORT OF LABORATORY ANALYSIS

This report shall not be reproduced, except in full, without the written consent of Pace Analytical Services, LLC.



QUALITY CONTROL DATA

Project: Harding Street

Pace Project No.: 50336986

QC Batch: 718262 Analysis Method: SM 5310C
 QC Batch Method: SM 5310C Analysis Description: 5310C Total Organic Carbon
 Laboratory: Pace Analytical Services - Indianapolis
 Associated Lab Samples: 50336986001, 50336986002, 50336986003, 50336986004, 50336986005, 50336986006

METHOD BLANK: 3297212 Matrix: Water
 Associated Lab Samples: 50336986001, 50336986002, 50336986003, 50336986004, 50336986005, 50336986006

Parameter	Units	Blank Result	Reporting Limit	MDL	Analyzed	Qualifiers
Total Organic Carbon	mg/L	ND	1.0	0.24	02/16/23 10:27	

LABORATORY CONTROL SAMPLE: 3297213

Parameter	Units	Spike Conc.	LCS Result	LCS % Rec	% Rec Limits	Qualifiers
Total Organic Carbon	mg/L	10	10.2	102	90-110	

MATRIX SPIKE SAMPLE: 3299586

Parameter	Units	50337057001 Result	Spike Conc.	MS Result	MS % Rec	% Rec Limits	Qualifiers
Total Organic Carbon	mg/L		1.8	10	12.0	101	80-120

MATRIX SPIKE & MATRIX SPIKE DUPLICATE: 3299967 3299968

Parameter	Units	50336882007 Result	MS Spike Conc.	MSD Spike Conc.	MS Result	MSD Result	MS % Rec	MSD % Rec	% Rec Limits	RPD	Max RPD	Qual
Total Organic Carbon	mg/L	0.99	10	10	11.2	11.1	102	101	80-120	1	20	

Results presented on this page are in the units indicated by the "Units" column except where an alternate unit is presented to the right of the result.

REPORT OF LABORATORY ANALYSIS

This report shall not be reproduced, except in full, without the written consent of Pace Analytical Services, LLC.



QUALITY CONTROL DATA

Project: Harding Street

Pace Project No.: 50336986

QC Batch:	718273	Analysis Method:	SM 5310C
QC Batch Method:	SM 5310C	Analysis Description:	5310C Dissolved Organic Carbon
		Laboratory:	Pace Analytical Services - Indianapolis
Associated Lab Samples:	50336986001, 50336986002, 50336986003, 50336986004, 50336986005, 50336986006		

METHOD BLANK:	3297273	Matrix:	Water
Associated Lab Samples:	50336986001, 50336986002, 50336986003, 50336986004, 50336986005, 50336986006		

Parameter	Units	Blank Result	Reporting Limit	MDL	Analyzed	Qualifiers
Dissolved Organic Carbon	mg/L	ND	1.0	0.24	02/16/23 15:03	

LABORATORY CONTROL SAMPLE: 3297274						
Parameter	Units	Spike Conc.	LCS Result	LCS % Rec	% Rec Limits	Qualifiers
Dissolved Organic Carbon	mg/L	10	10.3	103	90-110	

MATRIX SPIKE & MATRIX SPIKE DUPLICATE: 3297275												3297276	
Parameter	Units	50336978004 Result	MS Spike Conc.	MSD Spike Conc.	MS Result	MSD Result	MS % Rec	MSD % Rec	% Rec Limits	RPD	Max RPD	Qual	
Dissolved Organic Carbon	mg/L	1.9	10	10	12.0	12.1	100	101	80-120	1	20		

MATRIX SPIKE SAMPLE: 3297277											
Parameter	Units	50337057001 Result	Spike Conc.	MS Result	MS % Rec	% Rec Limits	Qualifiers				
Dissolved Organic Carbon	mg/L	1.9	10	11.9	100	80-120					

Results presented on this page are in the units indicated by the "Units" column except where an alternate unit is presented to the right of the result.

REPORT OF LABORATORY ANALYSIS

This report shall not be reproduced, except in full, without the written consent of Pace Analytical Services, LLC.



ANALYTICAL RESULTS - RADIOCHEMISTRY

Project: Harding Street

Pace Project No.: 50336986

Sample: MW-141 **Lab ID: 50336986001** Collected: 02/07/23 14:25 Received: 02/08/23 15:00 Matrix: Water
 PWS: Site ID: Sample Type:

Parameters	Method	Act ± Unc (MDC) Carr Trac	Units	Analyzed	CAS No.	Qual
	Pace Analytical Services - Greensburg					
Radium-226	EPA 903.1	-0.186 ± 0.322 (0.812) C:NA T:96%	pCi/L	02/23/23 14:37	13982-63-3	
	Pace Analytical Services - Greensburg					
Radium-228	EPA 904.0	0.612 ± 0.383 (0.713) C:98% T:73%	pCi/L	02/24/23 13:21	15262-20-1	
	Pace Analytical Services - Greensburg					
Total Radium	Total Radium Calculation	0.612 ± 0.705 (1.53)	pCi/L	02/28/23 12:55	7440-14-4	

REPORT OF LABORATORY ANALYSIS

This report shall not be reproduced, except in full,
 without the written consent of Pace Analytical Services, LLC.



ANALYTICAL RESULTS - RADIOCHEMISTRY

Project: Harding Street

Pace Project No.: 50336986

Sample: MW-14D1 **Lab ID: 50336986002** Collected: 02/07/23 12:15 Received: 02/08/23 15:00 Matrix: Water
 PWS: Site ID: Sample Type:

Parameters	Method	Act ± Unc (MDC) Carr Trac	Units	Analyzed	CAS No.	Qual
	Pace Analytical Services - Greensburg					
Radium-226	EPA 903.1	0.307 ± 0.401 (0.661) C:NA T:95%	pCi/L	02/23/23 14:37	13982-63-3	
	Pace Analytical Services - Greensburg					
Radium-228	EPA 904.0	0.528 ± 0.363 (0.691) C:96% T:74%	pCi/L	02/24/23 13:21	15262-20-1	
	Pace Analytical Services - Greensburg					
Total Radium	Total Radium Calculation	0.835 ± 0.764 (1.35)	pCi/L	02/28/23 12:55	7440-14-4	

REPORT OF LABORATORY ANALYSIS

This report shall not be reproduced, except in full,
 without the written consent of Pace Analytical Services, LLC.



ANALYTICAL RESULTS - RADIOCHEMISTRY

Project: Harding Street

Pace Project No.: 50336986

Sample: MW-8D **Lab ID: 50336986003** Collected: 02/07/23 12:15 Received: 02/08/23 15:00 Matrix: Water
 PWS: Site ID: Sample Type:

Parameters	Method	Act ± Unc (MDC) Carr Trac	Units	Analyzed	CAS No.	Qual
Pace Analytical Services - Greensburg						
Radium-226	EPA 903.1	0.895 ± 0.699 (1.04) C:NA T:94%	pCi/L	02/23/23 14:37	13982-63-3	
Pace Analytical Services - Greensburg						
Radium-228	EPA 904.0	0.320 ± 0.308 (0.626) C:95% T:78%	pCi/L	02/24/23 13:21	15262-20-1	
Pace Analytical Services - Greensburg						
Total Radium	Total Radium Calculation	1.22 ± 1.01 (1.67)	pCi/L	02/28/23 12:55	7440-14-4	

REPORT OF LABORATORY ANALYSIS

This report shall not be reproduced, except in full, without the written consent of Pace Analytical Services, LLC.



ANALYTICAL RESULTS - RADIOCHEMISTRY

Project: Harding Street

Pace Project No.: 50336986

Sample: MW-6D **Lab ID: 50336986004** Collected: 02/07/23 14:30 Received: 02/08/23 15:00 Matrix: Water
 PWS: Site ID: Sample Type:

Parameters	Method	Act ± Unc (MDC) Carr Trac	Units	Analyzed	CAS No.	Qual
	Pace Analytical Services - Greensburg					
Radium-226	EPA 903.1	0.691 ± 0.514 (0.676) C:NA T:87%	pCi/L	02/23/23 14:51	13982-63-3	
	Pace Analytical Services - Greensburg					
Radium-228	EPA 904.0	0.574 ± 0.422 (0.835) C:96% T:76%	pCi/L	02/24/23 13:19	15262-20-1	
	Pace Analytical Services - Greensburg					
Total Radium	Total Radium Calculation	1.27 ± 0.936 (1.51)	pCi/L	02/28/23 12:55	7440-14-4	

REPORT OF LABORATORY ANALYSIS

This report shall not be reproduced, except in full, without the written consent of Pace Analytical Services, LLC.



ANALYTICAL RESULTS - RADIOCHEMISTRY

Project: Harding Street

Pace Project No.: 50336986

Sample: MW-16S **Lab ID: 50336986005** Collected: 02/07/23 11:35 Received: 02/08/23 15:00 Matrix: Water
 PWS: Site ID: Sample Type:

Parameters	Method	Act ± Unc (MDC) Carr Trac	Units	Analyzed	CAS No.	Qual
	Pace Analytical Services - Greensburg					
Radium-226	EPA 903.1	0.246 ± 0.452 (0.807) C:NA T:95%	pCi/L	02/23/23 14:51	13982-63-3	
	Pace Analytical Services - Greensburg					
Radium-228	EPA 904.0	0.579 ± 0.411 (0.807) C:97% T:79%	pCi/L	02/24/23 13:19	15262-20-1	
	Pace Analytical Services - Greensburg					
Total Radium	Total Radium Calculation	0.825 ± 0.863 (1.61)	pCi/L	02/28/23 12:55	7440-14-4	

REPORT OF LABORATORY ANALYSIS

This report shall not be reproduced, except in full,
 without the written consent of Pace Analytical Services, LLC.



ANALYTICAL RESULTS - RADIOCHEMISTRY

Project: Harding Street

Pace Project No.: 50336986

Sample: MW-16D **Lab ID: 50336986006** Collected: 02/07/23 09:55 Received: 02/08/23 15:00 Matrix: Water
 PWS: Site ID: Sample Type:

Parameters	Method	Act ± Unc (MDC) Carr Trac	Units	Analyzed	CAS No.	Qual
	Pace Analytical Services - Greensburg					
Radium-226	EPA 903.1	0.525 ± 0.549 (0.860) C:NA T:83%	pCi/L	02/23/23 14:51	13982-63-3	
	Pace Analytical Services - Greensburg					
Radium-228	EPA 904.0	0.813 ± 0.496 (0.943) C:92% T:75%	pCi/L	02/24/23 13:19	15262-20-1	
	Pace Analytical Services - Greensburg					
Total Radium	Total Radium Calculation	1.34 ± 1.05 (1.80)	pCi/L	02/28/23 12:55	7440-14-4	

REPORT OF LABORATORY ANALYSIS

This report shall not be reproduced, except in full,
 without the written consent of Pace Analytical Services, LLC.



QUALITY CONTROL - RADIOCHEMISTRY

Project: Harding Street

Pace Project No.: 50336986

QC Batch: 566537

Analysis Method: EPA 904.0

QC Batch Method: EPA 904.0

Analysis Description: 904.0 Radium 228

Laboratory: Pace Analytical Services - Greensburg

Associated Lab Samples: 50336986001, 50336986002, 50336986003, 50336986004, 50336986005, 50336986006

METHOD BLANK: 2751503

Matrix: Water

Associated Lab Samples: 50336986001, 50336986002, 50336986003, 50336986004, 50336986005, 50336986006

Parameter	Act ± Unc (MDC) Carr Trac	Units	Analyzed	Qualifiers
Radium-228	0.158 ± 0.280 (0.612) C:86% T:89%	pCi/L	02/21/23 15:14	

Results presented on this page are in the units indicated by the "Units" column except where an alternate unit is presented to the right of the result.

REPORT OF LABORATORY ANALYSIS

This report shall not be reproduced, except in full, without the written consent of Pace Analytical Services, LLC.



QUALITY CONTROL - RADIOCHEMISTRY

Project: Harding Street

Pace Project No.: 50336986

QC Batch: 566536

Analysis Method: EPA 903.1

QC Batch Method: EPA 903.1

Analysis Description: 903.1 Radium-226

Laboratory: Pace Analytical Services - Greensburg

Associated Lab Samples: 50336986001, 50336986002, 50336986003, 50336986004, 50336986005, 50336986006

METHOD BLANK: 2751500

Matrix: Water

Associated Lab Samples: 50336986001, 50336986002, 50336986003, 50336986004, 50336986005, 50336986006

Parameter	Act ± Unc (MDC) Carr Trac	Units	Analyzed	Qualifiers
Radium-226	0.0535 ± 0.244 (0.145) C:NA T:89%	pCi/L	02/23/23 14:16	

Results presented on this page are in the units indicated by the "Units" column except where an alternate unit is presented to the right of the result.

REPORT OF LABORATORY ANALYSIS

This report shall not be reproduced, except in full, without the written consent of Pace Analytical Services, LLC.



QUALIFIERS

Project: Harding Street

Pace Project No.: 50336986

DEFINITIONS

DF - Dilution Factor, if reported, represents the factor applied to the reported data due to dilution of the sample aliquot.

ND - Not Detected at or above adjusted reporting limit.

TNTC - Too Numerous To Count

J - Estimated concentration above the adjusted method detection limit and below the adjusted reporting limit.

MDL - Adjusted Method Detection Limit.

PQL - Practical Quantitation Limit.

RL - Reporting Limit - The lowest concentration value that meets project requirements for quantitative data with known precision and bias for a specific analyte in a specific matrix.

S - Surrogate

1,2-Diphenylhydrazine decomposes to and cannot be separated from Azobenzene using Method 8270. The result for each analyte is a combined concentration.

Consistent with EPA guidelines, unrounded data are displayed and have been used to calculate % recovery and RPD values.

LCS(D) - Laboratory Control Sample (Duplicate)

MS(D) - Matrix Spike (Duplicate)

DUP - Sample Duplicate

RPD - Relative Percent Difference

NC - Not Calculable.

SG - Silica Gel - Clean-Up

U - Indicates the compound was analyzed for, but not detected.

N-Nitrosodiphenylamine decomposes and cannot be separated from Diphenylamine using Method 8270. The result reported for each analyte is a combined concentration.

Reported results are not rounded until the final step prior to reporting. Therefore, calculated parameters that are typically reported as "Total" may vary slightly from the sum of the reported component parameters.

Act - Activity

Unc - Uncertainty: SDWA = 1.96 sigma count uncertainty, all other matrices = Expanded Uncertainty (95% confidence interval).

Gamma Spec = Expanded Uncertainty (95.4% Confidence Interval)

(MDC) - Minimum Detectable Concentration

Trac - Tracer Recovery (%)

Carr - Carrier Recovery (%)

Pace Analytical is TNI accredited. Contact your Pace PM for the current list of accredited analytes.

TNI - The NELAC Institute.

ANALYTE QUALIFIERS

D3 Sample was diluted due to the presence of high levels of non-target analytes or other matrix interference.

H3 Sample was received or analysis requested beyond the recognized method holding time.

M0 Matrix spike recovery and/or matrix spike duplicate recovery was outside laboratory control limits.

M3 Matrix spike recovery was outside laboratory control limits due to matrix interferences.

N2 The lab does not hold NELAC/TNI accreditation for this parameter but other accreditations/certifications may apply. A complete list of accreditations/certifications is available upon request.

P6 Matrix spike recovery was outside laboratory control limits due to a parent sample concentration notably higher than the spike level.

REPORT OF LABORATORY ANALYSIS

This report shall not be reproduced, except in full,
without the written consent of Pace Analytical Services, LLC.



QUALITY CONTROL DATA CROSS REFERENCE TABLE

Project: Harding Street

Pace Project No.: 50336986

Lab ID	Sample ID	QC Batch Method	QC Batch	Analytical Method	Analytical Batch
50336986001	MW-141	EPA 9056	718033		
50336986002	MW-14D1	EPA 9056	718033		
50336986003	MW-8D	EPA 9056	718033		
50336986004	MW-6D	EPA 9056	718033		
50336986005	MW-16S	EPA 9056	718033		
50336986006	MW-16D	EPA 9056	718033		
50336986001	MW-141	EPA 3010	717958	EPA 6010	718703
50336986002	MW-14D1	EPA 3010	717958	EPA 6010	718703
50336986003	MW-8D	EPA 3010	717958	EPA 6010	718703
50336986004	MW-6D	EPA 3010	717958	EPA 6010	718703
50336986005	MW-16S	EPA 3010	717958	EPA 6010	718703
50336986006	MW-16D	EPA 3010	717958	EPA 6010	718703
50336986001	MW-141	EPA 3010	717947	EPA 6010	718151
50336986002	MW-14D1	EPA 3010	717947	EPA 6010	718151
50336986003	MW-8D	EPA 3010	717947	EPA 6010	718151
50336986004	MW-6D	EPA 3010	717947	EPA 6010	718151
50336986005	MW-16S	EPA 3010	717947	EPA 6010	718151
50336986006	MW-16D	EPA 3010	717947	EPA 6010	718151
50336986001	MW-141	EPA 200.2	717906	EPA 6020	718043
50336986002	MW-14D1	EPA 200.2	717906	EPA 6020	718043
50336986003	MW-8D	EPA 200.2	717906	EPA 6020	718043
50336986004	MW-6D	EPA 200.2	717906	EPA 6020	718043
50336986005	MW-16S	EPA 200.2	717906	EPA 6020	718043
50336986006	MW-16D	EPA 200.2	717906	EPA 6020	718043
50336986001	MW-141	EPA 903.1	566536		
50336986002	MW-14D1	EPA 903.1	566536		
50336986003	MW-8D	EPA 903.1	566536		
50336986004	MW-6D	EPA 903.1	566536		
50336986005	MW-16S	EPA 903.1	566536		
50336986006	MW-16D	EPA 903.1	566536		
50336986001	MW-141	EPA 904.0	566537		
50336986002	MW-14D1	EPA 904.0	566537		
50336986003	MW-8D	EPA 904.0	566537		
50336986004	MW-6D	EPA 904.0	566537		
50336986005	MW-16S	EPA 904.0	566537		
50336986006	MW-16D	EPA 904.0	566537		
50336986001	MW-141	Total Radium Calculation	570436		
50336986002	MW-14D1	Total Radium Calculation	570436		
50336986003	MW-8D	Total Radium Calculation	570436		
50336986004	MW-6D	Total Radium Calculation	570436		
50336986005	MW-16S	Total Radium Calculation	570436		
50336986006	MW-16D	Total Radium Calculation	570436		
50336986001	MW-141	SM 2320B	717939		
50336986002	MW-14D1	SM 2320B	717939		
50336986003	MW-8D	SM 2320B	717939		

REPORT OF LABORATORY ANALYSIS

This report shall not be reproduced, except in full, without the written consent of Pace Analytical Services, LLC.



QUALITY CONTROL DATA CROSS REFERENCE TABLE

Project: Harding Street

Pace Project No.: 50336986

Lab ID	Sample ID	QC Batch Method	QC Batch	Analytical Method	Analytical Batch
50336986004	MW-6D	SM 2320B	717939		
50336986005	MW-16S	SM 2320B	717939		
50336986006	MW-16D	SM 2320B	717939		
50336986001	MW-141	SM 2540C	718030		
50336986002	MW-14D1	SM 2540C	718030		
50336986003	MW-8D	SM 2540C	718030		
50336986004	MW-6D	SM 2540C	718030		
50336986005	MW-16S	SM 2540C	718030		
50336986006	MW-16D	SM 2540C	718030		
50336986001	MW-141	SM 4500-CI G	718366		
50336986002	MW-14D1	SM 4500-CI G	718366		
50336986003	MW-8D	SM 4500-CI G	718366		
50336986004	MW-6D	SM 4500-CI G	718366		
50336986005	MW-16S	SM 4500-CI G	718366		
50336986006	MW-16D	SM 4500-CI G	718366		
50336986001	MW-141	SM 4500-H+B	718954		
50336986002	MW-14D1	SM 4500-H+B	718954		
50336986003	MW-8D	SM 4500-H+B	718954		
50336986004	MW-6D	SM 4500-H+B	718954		
50336986005	MW-16S	SM 4500-H+B	718954		
50336986006	MW-16D	SM 4500-H+B	718954		
50336986001	MW-141	SM 4500-S2-D	718187		
50336986002	MW-14D1	SM 4500-S2-D	718187		
50336986003	MW-8D	SM 4500-S2-D	718187		
50336986004	MW-6D	SM 4500-S2-D	718187		
50336986005	MW-16S	SM 4500-S2-D	718187		
50336986006	MW-16D	SM 4500-S2-D	718187		
50336986001	MW-141	HACH 8146	717991		
50336986002	MW-14D1	HACH 8146	717991		
50336986004	MW-6D	HACH 8146	717991		
50336986005	MW-16S	HACH 8146	717991		
50336986006	MW-16D	HACH 8146	717991		
50336986001	MW-141	EPA 353.2	717767		
50336986002	MW-14D1	EPA 353.2	717767		
50336986003	MW-8D	EPA 353.2	717767		
50336986004	MW-6D	EPA 353.2	717767		
50336986005	MW-16S	EPA 353.2	717767		
50336986006	MW-16D	EPA 353.2	717767		
50336986001	MW-141	EPA 365.1	717981	EPA 365.1	718062
50336986002	MW-14D1	EPA 365.1	717981	EPA 365.1	718062
50336986003	MW-8D	EPA 365.1	717981	EPA 365.1	718062
50336986004	MW-6D	EPA 365.1	717981	EPA 365.1	718062
50336986005	MW-16S	EPA 365.1	717981	EPA 365.1	718062
50336986006	MW-16D	EPA 365.1	717981	EPA 365.1	718062
50336986001	MW-141	SM 5310C	718262		

REPORT OF LABORATORY ANALYSIS

This report shall not be reproduced, except in full,
without the written consent of Pace Analytical Services, LLC.



QUALITY CONTROL DATA CROSS REFERENCE TABLE

Project: Harding Street

Pace Project No.: 50336986

Lab ID	Sample ID	QC Batch Method	QC Batch	Analytical Method	Analytical Batch
50336986002	MW-14D1	SM 5310C	718262		
50336986003	MW-8D	SM 5310C	718262		
50336986004	MW-6D	SM 5310C	718262		
50336986005	MW-16S	SM 5310C	718262		
50336986006	MW-16D	SM 5310C	718262		
50336986001	MW-141	SM 5310C	718273		
50336986002	MW-14D1	SM 5310C	718273		
50336986003	MW-8D	SM 5310C	718273		
50336986004	MW-6D	SM 5310C	718273		
50336986005	MW-16S	SM 5310C	718273		
50336986006	MW-16D	SM 5310C	718273		

REPORT OF LABORATORY ANALYSIS

This report shall not be reproduced, except in full,
without the written consent of Pace Analytical Services, LLC.



SAMPLE CONDITION UPON RECEIPT FORM

Date/Time and Initials of person examining contents: MCS 2/8/23 1520

1. Courier: FED EX UPS CLIENT PACE USPS OTHER _____

2. Custody Seal on Cooler/Box Present: Yes No
 (If yes)Seals Intact: Yes No (leave blank if no seals were present)

3. Thermometer: **1 2 3 4 5 6 A B C D E F**

4. Cooler Temperature(s): 1.7/1.4 0.6/0.3
 (Initial/Corrected) RECORD TEMPS OF ALL COOLERS RECEIVED (use Comments below to add more)

5. Packing Material: Bubble Wrap Bubble Bags
 None Other _____

6. Ice Type: Wet Blue None

7. If temp. is over 6°C or under 0°C, was the PM notified?: Yes No
 Cooler temp should be above freezing to 6°C

All discrepancies will be written out in the comments section below.

	Yes	No		Yes	No	N/A
USDA Regulated Soils? (HI, ID, NY, WA, OR, CA, NM, TX, OK, AR, LA, TN, AL, MS, NC, SC, GA, FL, or Puerto Rico)		-	All containers needing acid/base preservation have been pH CHECKED?: Exceptions: VOA, coliform, LLHg, O&G, RAD CHEM, and any container with a septum cap or preserved with HCl.			
Short Hold Time Analysis (48 hours or less)? Analysis: <u>NO2/NO3</u>	-		Circle: HNO3 (<2) H2SO4 (<2) NaOH (>10) NaOH/ZnAc (>9) Any non-conformance to pH recommendations will be noted on the container count form	✓		
Time 5035A TC placed in Freezer or Short Holds To Lab Time: <u>1600 + 400</u> <u>JL 2/8/23</u>			Residual Chlorine Check (SVOC 625 Pest/PCB 608)	Present	Absent	N/A
Rush TAT Requested (4 days or less):		-	Residual Chlorine Check (Total/Amenable/Free Cyanide)			-
Custody Signatures Present?	-		Headspace Wisconsin Sulfide?			-
Containers Intact?:	-		Headspace in VOA Vials (>6mm): See Container Count form for details	Present	Absent	No VOA Vials Sent
Sample Label (IDs/Dates/Times) Match COC?: Except TCs, which only require sample ID	-		Trip Blank Present?		-	
Extra labels on Terracore Vials? (soils only)			Trip Blank Custody Seals?:			-

COMMENTS:

Sample Container Count

** Place a RED dot on containers that are out of conformance **

COC Line Item	WGFC	VIALS										AMBER GLASS						PLASTIC							OTHER			Matrix	Nitric Red	Sulfuric Yellow	Sodium Hydroxide Green	Sodium Hydroxide/ -ZnAc Black						
		MeOH (only)	SBS	DI	DG9H	VG9H	VOA VIAL HS (>8mm)	VG9U	DG9U	VG9T	AG0U	AG1H	AG1U	AG2U	AG3S	AG3SF	AG3C	BP1U	BP1N	BP2U	BP3U	BP3N	BP3F	BP3S	BP3B	BP3Z	CG3H						CG3F	Syringe Kit				
																																			R	DG9H	VG9H	VOA VIAL HS (>8mm)
1														1	1			2	1	2	1	1	1		1									3	✓	✓		✓
2																																						
3																																						
4																																						
5																																						
6																																						
7																																						
8																																						
9																																						
10																																						
11																																						
12																																						

Container Codes

Glass				Plastic					
DG9H	40mL HCl amber voa vial	BG1T	1L Na Thiosulfate clear glass	BP1B	1L NaOH plastic	BP4U	125mL unpreserved plastic		
DG9P	40mL TSP amber vial	BG1U	1L unpreserved glass	BP1N	1L HNO3 plastic	BP4N	125mL HNO3 plastic		
DG9S	40mL H2SO4 amber vial	BG3H	250mL HCl Clear Glass	BP1S	1L H2SO4 plastic	BP4S	125mL H2SO4 plastic		
DG9T	40mL Na Thio amber vial	BG3U	250mL Unpres Clear Glass	BP1U	1L unpreserved plastic	Miscellaneous			
DG9U	40mL unpreserved amber vial	AG0U	100mL unpres amber glass	BP1Z	1L NaOH, Zn, Ac			Syringe Kit	LL Cr+6 sampling kit
VG9H	40mL HCl clear vial	AG1H	1L HCl amber glass	BP2N	500mL HNO3 plastic			ZPLC	Ziploc Bag
VG9T	40mL Na Thio. clear vial	AG1S	1L H2SO4 amber glass	BP2C	500mL NaOH plastic	R	Terracore Kit		
VG9U	40mL unpreserved clear vial	AG1T	1L Na Thiosulfate amber glass	BP2S	500mL H2SO4 plastic	SP5T	120mL Coliform Sodium Thiosulfate		
I	40mL w/hexane wipe vial	AG1U	1 liter unpres amber glass	BP2U	500mL unpreserved plastic	GN	General Container		
WGKU	8oz unpreserved clear jar	AG2N	500mL HNO3 amber glass	BP2Z	500mL NaOH, Zn Ac	U	Summa Can (air sample)		
WGFC	4oz clear soil jar	AG2S	500mL H2SO4 amber glass	BP3B	250mL NaOH plastic	WT	Water		
JGFC	4oz unpreserved amber wide	AG2U	500mL unpres amber glass	BP3N	250mL HNO3 plastic	SL	Solid Solid		
CG3H	250mL clear glass HCl	AG3S	250mL H2SO4 amber glass	BP3F	250mL HNO3 plastic-field filtered	OL:	Oil		
CG3F	250mL clear glass HCl, Field Filter	AG3SF	250mL H2SO4 amb glass -field filtered	BP3U	250mL unpreserved plastic	NAL	Non-aqueous liquid		
BG1H	1L HCl clear glass	AG3U	250mL unpres amber glass	BP3S	250mL H2SO4 plastic	WP	Wipe		
BG1S	1L H2SO4 clear glass	AG3C	250mL NaOH amber glass	BP3Z	250mL NaOH, ZnAc plastic				



August 11, 2023

Mr. Mark Breting
ATC Group Services
7988 Centerpoint Drive
Suite 100
Indianapolis, IN 46256

RE: Project: Harding St Ash Pond System
Pace Project No.: 50337083

Dear Mr. Breting:

Enclosed are the analytical results for sample(s) received by the laboratory on February 09, 2023. The results relate only to the samples included in this report. Results reported herein conform to the applicable TNI/NELAC Standards and the laboratory's Quality Manual, where applicable, unless otherwise noted in the body of the report.

The test results provided in this final report were generated by each of the following laboratories within the Pace Network:

- Pace Analytical Services - Indianapolis
- Pace Analytical Services - Greensburg

If you have any questions concerning this report, please feel free to contact me.

Sincerely,

Will Statz
will.statz@pacelabs.com
(317)228-3105
Project Manager

Enclosures

cc: Mohammed Bazlamit, Atlas
Mr. Robert Miller, Haley & Aldrich



REPORT OF LABORATORY ANALYSIS

This report shall not be reproduced, except in full,
without the written consent of Pace Analytical Services, LLC.



CERTIFICATIONS

Project: Harding St Ash Pond System
Pace Project No.: 50337083

Pace Analytical Services Pennsylvania

1638 Roseytown Rd Suites 2,3&4, Greensburg, PA 15601
ANAB DOD-ELAP Rad Accreditation #: L2417
ANABISO/IEC 17025:2017 Rad Cert#: L24170
Alabama Certification #: 41590
Arizona Certification #: AZ0734
Arkansas Certification
California Certification #: 2950
Colorado Certification #: PA01547
Connecticut Certification #: PH-0694
EPA Region 4 DW Rad
Florida/TNI Certification #: E87683
Georgia Certification #: C040
Guam Certification
Hawaii Certification
Idaho Certification
Illinois Certification
Indiana Certification
Iowa Certification #: 391
Kansas Certification #: E-10358
Kentucky Certification #: KY90133
KY WW Permit #: KY0098221
KY WW Permit #: KY0000221
Louisiana DHH/TNI Certification #: LA010
Louisiana DEQ/TNI Certification #: 04086
Maine Certification #: 2023021
Maryland Certification #: 308
Massachusetts Certification #: M-PA1457
Michigan/PADEP Certification #: 9991

Missouri Certification #: 235
Montana Certification #: Cert0082
Nebraska Certification #: NE-OS-29-14
Nevada Certification #: PA014572023-03
New Hampshire/TNI Certification #: 297622
New Jersey/TNI Certification #: PA051
New Mexico Certification #: PA01457
New York/TNI Certification #: 10888
North Carolina Certification #: 42706
North Dakota Certification #: R-190
Ohio EPA Rad Approval: #41249
Oregon/TNI Certification #: PA200002-015
Pennsylvania/TNI Certification #: 65-00282
Puerto Rico Certification #: PA01457
Rhode Island Certification #: 65-00282
South Dakota Certification
Tennessee Certification #: TN02867
Texas/TNI Certification #: T104704188-22-18
Utah/TNI Certification #: PA014572223-14
USDA Soil Permit #: 525-23-67-77263
Vermont Dept. of Health: ID# VT-0282
Virgin Island/PADEP Certification
Virginia/VELAP Certification #: 460198
Washington Certification #: C868
West Virginia DEP Certification #: 143
West Virginia DHHR Certification #: 9964C
Wisconsin Approve List for Rad

Pace Analytical Services Indianapolis

7726 Moller Road, Indianapolis, IN 46268
Illinois Accreditation #: 200074
Indiana Drinking Water Laboratory #: C-49-06
Kansas/TNI Certification #: E-10177
Kentucky UST Agency Interest #: 80226
Kentucky WW Laboratory ID #: 98019
Michigan Drinking Water Laboratory #9050

Ohio VAP Certified Laboratory #: CL0065
Oklahoma Laboratory #: 9204
Texas Certification #: T104704355
Wisconsin Laboratory #: 999788130
USDA Foreign Soil Permit #: 525-23-13-23119
USDA Compliance Agreement #: IN-SL-22-001

REPORT OF LABORATORY ANALYSIS

This report shall not be reproduced, except in full,
without the written consent of Pace Analytical Services, LLC.



SAMPLE SUMMARY

Project: Harding St Ash Pond System

Pace Project No.: 50337083

Lab ID	Sample ID	Matrix	Date Collected	Date Received
50337083001	MW-14IL	Water	02/08/23 12:35	02/09/23 14:45
50337083002	MW-6I	Water	02/08/23 15:10	02/09/23 14:45

REPORT OF LABORATORY ANALYSIS

This report shall not be reproduced, except in full,
without the written consent of Pace Analytical Services, LLC.



SAMPLE ANALYTE COUNT

Project: Harding St Ash Pond System

Pace Project No.: 50337083

Lab ID	Sample ID	Method	Analysts	Analytes Reported	Laboratory		
50337083001	MW-14IL	EPA 9056	RMR	3	PASI-I		
		EPA 6010	JPK	9	PASI-I		
		EPA 6010	JPK	2	PASI-I		
		EPA 6020	CAW	10	PASI-I		
		EPA 903.1	CLM	1	PASI-PA		
		EPA 904.0	JJS1	1	PASI-PA		
		Total Radium Calculation	JAL	1	PASI-PA		
		SM 2320B	DAW	3	PASI-I		
		SM 2540C	TRK	1	PASI-I		
		SM 4500-CI G	BEP	1	PASI-I		
		SM 4500-H+B	BMS	1	PASI-I		
		SM 4500-S2-D	BEP	1	PASI-I		
		HACH 8146	BEP	1	PASI-I		
		EPA 353.2	OAS	2	PASI-I		
		EPA 365.1	YAM	1	PASI-I		
		SM 5310C	ATS	1	PASI-I		
		SM 5310C	ATS	1	PASI-I		
		50337083002	MW-6I	EPA 9056	RMR	3	PASI-I
				EPA 6010	JPK	9	PASI-I
				EPA 6010	JPK	2	PASI-I
EPA 6020	CAW			10	PASI-I		
EPA 903.1	CLM			1	PASI-PA		
EPA 904.0	JJS1			1	PASI-PA		
Total Radium Calculation	JAL			1	PASI-PA		
SM 2320B	DAW			3	PASI-I		
SM 2540C	TRK			1	PASI-I		
SM 4500-CI G	BEP			1	PASI-I		
SM 4500-H+B	BMS			1	PASI-I		
SM 4500-S2-D	BEP			1	PASI-I		
HACH 8146	BEP			1	PASI-I		
EPA 353.2	OAS			2	PASI-I		
EPA 365.1	YAM			1	PASI-I		
SM 5310C	ATS			1	PASI-I		
SM 5310C	ATS			1	PASI-I		

PASI-I = Pace Analytical Services - Indianapolis
PASI-PA = Pace Analytical Services - Greensburg

REPORT OF LABORATORY ANALYSIS

This report shall not be reproduced, except in full,
without the written consent of Pace Analytical Services, LLC.



SUMMARY OF DETECTION

Project: Harding St Ash Pond System

Pace Project No.: 50337083

Lab Sample ID	Client Sample ID	Result	Units	Report Limit	Analyzed	Qualifiers
Method	Parameters					
50337083001	MW-14IL					
EPA 9056	Chloride	98.6	mg/L	2.5	02/11/23 01:02	
EPA 9056	Fluoride	0.30	mg/L	0.10	02/11/23 00:46	
EPA 9056	Sulfate	71.0	mg/L	2.5	02/11/23 01:02	
EPA 6010	Aluminum	348	ug/L	200	02/14/23 00:56	
EPA 6010	Boron	256	ug/L	100	02/14/23 00:56	
EPA 6010	Calcium	78200	ug/L	1000	02/14/23 00:56	
EPA 6010	Magnesium	20400	ug/L	1000	02/14/23 00:56	
EPA 6010	Manganese	146	ug/L	10.0	02/14/23 00:56	
EPA 6010	Potassium	3260	ug/L	1000	02/14/23 00:56	
EPA 6010	Silica	12900	ug/L	450	02/14/23 00:56	N2
EPA 6010	Sodium	63200	ug/L	1000	02/14/23 00:56	
EPA 6010	Manganese, Dissolved	138	ug/L	10.0	02/14/23 02:32	
EPA 6020	Arsenic	13.7	ug/L	1.0	02/14/23 01:39	
EPA 6020	Barium	273	ug/L	3.0	02/14/23 01:31	
EPA 6020	Molybdenum	9.6	ug/L	1.0	02/14/23 01:39	
EPA 903.1	Radium-226	0.227 ± 0.522 (0.945)	pCi/L		02/24/23 13:18	
EPA 904.0	Radium-228	0.958 ± 0.485 (0.849) C:73% T:84%	pCi/L		02/17/23 13:39	
Total Radium Calculation	Total Radium	1.19 ± 1.01 (1.79)	pCi/L		02/24/23 16:37	
SM 2320B	Alkalinity, Total as CaCO3	319	mg/L	10.0	02/09/23 20:25	
SM 2320B	Alkalinity,Bicarbonate (CaCO3)	319	mg/L	10.0	02/09/23 20:25	
SM 2540C	Total Dissolved Solids	491	mg/L	10.0	02/13/23 12:56	
SM 4500-H+B	pH at 25 Degrees C	8.1	Std. Units	0.10	02/17/23 12:08	H3
HACH 8146	Iron, Ferrous	0.23	mg/L	0.20	02/13/23 17:37	H3,N2
EPA 365.1	Phosphate as P04	0.29	mg/L	0.15	02/13/23 12:47	
SM 5310C	Total Organic Carbon	1.8	mg/L	1.0	02/16/23 14:36	
SM 5310C	Dissolved Organic Carbon	2.1	mg/L	1.0	02/17/23 18:59	
50337083002	MW-6I					
EPA 9056	Chloride	301	mg/L	25.0	02/11/23 03:42	
EPA 9056	Fluoride	0.52	mg/L	0.10	02/11/23 03:10	
EPA 9056	Sulfate	595	mg/L	25.0	02/11/23 03:42	
EPA 6010	Aluminum	605	ug/L	200	02/14/23 00:59	
EPA 6010	Boron	2490	ug/L	100	02/14/23 00:59	
EPA 6010	Calcium	144000	ug/L	1000	02/14/23 00:59	
EPA 6010	Lithium	65.9	ug/L	20.0	02/14/23 00:59	
EPA 6010	Magnesium	54100	ug/L	1000	02/14/23 00:59	
EPA 6010	Manganese	309	ug/L	10.0	02/14/23 00:59	
EPA 6010	Potassium	12600	ug/L	1000	02/14/23 00:59	
EPA 6010	Silica	13600	ug/L	450	02/14/23 00:59	N2
EPA 6010	Sodium	326000	ug/L	3000	02/14/23 01:17	
EPA 6010	Manganese, Dissolved	321	ug/L	10.0	02/14/23 02:29	

REPORT OF LABORATORY ANALYSIS

This report shall not be reproduced, except in full,
without the written consent of Pace Analytical Services, LLC.



SUMMARY OF DETECTION

Project: Harding St Ash Pond System

Pace Project No.: 50337083

Lab Sample ID Method	Client Sample ID Parameters	Result	Units	Report Limit	Analyzed	Qualifiers
50337083002	MW-6I					
EPA 6010	Molybdenum, Dissolved	199	ug/L	10.0	02/14/23 02:29	
EPA 6020	Arsenic	7.6	ug/L	1.0	02/14/23 01:43	
EPA 6020	Barium	28.1	ug/L	1.0	02/14/23 01:43	
EPA 6020	Molybdenum	188	ug/L	1.0	02/14/23 01:43	
EPA 903.1	Radium-226	0.684 ± 0.481 (0.614)	pCi/L		02/24/23 13:18	
EPA 904.0	Radium-228	C:NA T:80% 0.974 ± 0.508 (0.903)	pCi/L		02/17/23 13:39	
Total Radium Calculation	Total Radium	C:74% T:80% 1.66 ± 0.989 (1.52)	pCi/L		02/24/23 16:37	
SM 2320B	Alkalinity, Total as CaCO3	62.0	mg/L	10.0	02/09/23 20:25	
SM 2320B	Alkalinity,Bicarbonate (CaCO3)	62.0	mg/L	10.0	02/09/23 20:25	
SM 2540C	Total Dissolved Solids	1650	mg/L	20.0	02/13/23 12:56	
SM 4500-H+B	pH at 25 Degrees C	7.8	Std. Units	0.10	02/17/23 12:17	H3
EPA 365.1	Phosphate as P04	0.26	mg/L	0.15	02/13/23 12:48	

REPORT OF LABORATORY ANALYSIS

This report shall not be reproduced, except in full,
without the written consent of Pace Analytical Services, LLC.



ANALYTICAL RESULTS

Project: Harding St Ash Pond System

Pace Project No.: 50337083

Sample: MW-14IL		Lab ID: 50337083001		Collected: 02/08/23 12:35		Received: 02/09/23 14:45		Matrix: Water	
Parameters	Results	Units	Report Limit	MDL	DF	Prepared	Analyzed	CAS No.	Qual
9056 IC Anions		Analytical Method: EPA 9056 Pace Analytical Services - Indianapolis							
Chloride	98.6	mg/L	2.5	0.67	10		02/11/23 01:02	16887-00-6	
Fluoride	0.30	mg/L	0.10	0.017	1		02/11/23 00:46	16984-48-8	
Sulfate	71.0	mg/L	2.5	0.85	10		02/11/23 01:02	14808-79-8	
6010 MET ICP		Analytical Method: EPA 6010 Preparation Method: EPA 3010 Pace Analytical Services - Indianapolis							
Aluminum	348	ug/L	200	55.4	1	02/13/23 08:39	02/14/23 00:56	7429-90-5	
Boron	256	ug/L	100	37.6	1	02/13/23 08:39	02/14/23 00:56	7440-42-8	
Calcium	78200	ug/L	1000	163	1	02/13/23 08:39	02/14/23 00:56	7440-70-2	
Lithium	ND	ug/L	20.0	6.2	1	02/13/23 08:39	02/14/23 00:56	7439-93-2	
Magnesium	20400	ug/L	1000	71.8	1	02/13/23 08:39	02/14/23 00:56	7439-95-4	
Manganese	146	ug/L	10.0	2.5	1	02/13/23 08:39	02/14/23 00:56	7439-96-5	
Potassium	3260	ug/L	1000	281	1	02/13/23 08:39	02/14/23 00:56	7440-09-7	
Silica	12900	ug/L	450		1	02/13/23 08:39	02/14/23 00:56	7631-86-9	N2
Sodium	63200	ug/L	1000	214	1	02/13/23 08:39	02/14/23 00:56	7440-23-5	
6010 MET ICP, Dissolved		Analytical Method: EPA 6010 Preparation Method: EPA 3010 Pace Analytical Services - Indianapolis							
Manganese, Dissolved	138	ug/L	10.0	2.5	1	02/13/23 08:39	02/14/23 02:32	7439-96-5	
Molybdenum, Dissolved	ND	ug/L	10.0	3.7	1	02/13/23 08:39	02/14/23 02:32	7439-98-7	
6020 MET ICPMS		Analytical Method: EPA 6020 Preparation Method: EPA 200.2 Pace Analytical Services - Indianapolis							
Antimony	ND	ug/L	1.0	0.13	1	02/10/23 07:07	02/14/23 01:39	7440-36-0	
Arsenic	13.7	ug/L	1.0	0.10	1	02/10/23 07:07	02/14/23 01:39	7440-38-2	
Barium	273	ug/L	3.0	0.42	3	02/10/23 07:07	02/14/23 01:31	7440-39-3	
Beryllium	ND	ug/L	0.20	0.026	1	02/10/23 07:07	02/14/23 01:39	7440-41-7	
Cadmium	ND	ug/L	0.20	0.054	1	02/10/23 07:07	02/14/23 01:39	7440-43-9	
Cobalt	ND	ug/L	1.0	0.082	1	02/10/23 07:07	02/14/23 01:39	7440-48-4	
Lead	ND	ug/L	1.0	0.080	1	02/10/23 07:07	02/14/23 01:39	7439-92-1	
Molybdenum	9.6	ug/L	1.0	0.072	1	02/10/23 07:07	02/14/23 01:39	7439-98-7	
Selenium	ND	ug/L	1.0	0.44	1	02/10/23 07:07	02/14/23 01:39	7782-49-2	
Thallium	ND	ug/L	1.0	0.072	1	02/10/23 07:07	02/14/23 01:39	7440-28-0	
2320B Alkalinity		Analytical Method: SM 2320B Pace Analytical Services - Indianapolis							
Alkalinity, Total as CaCO3	319	mg/L	10.0	10.0	1		02/09/23 20:25		
Alkalinity,Bicarbonate (CaCO3)	319	mg/L	10.0	10.0	1		02/09/23 20:25		
Alkalinity,Carbonate (CaCO3)	ND	mg/L	10.0	10.0	1		02/09/23 20:25		
2540C Total Dissolved Solids		Analytical Method: SM 2540C Pace Analytical Services - Indianapolis							
Total Dissolved Solids	491	mg/L	10.0	10.0	1		02/13/23 12:56		

REPORT OF LABORATORY ANALYSIS

This report shall not be reproduced, except in full,
without the written consent of Pace Analytical Services, LLC.



ANALYTICAL RESULTS

Project: Harding St Ash Pond System
 Pace Project No.: 50337083

Sample: MW-14IL		Lab ID: 50337083001		Collected: 02/08/23 12:35	Received: 02/09/23 14:45	Matrix: Water				
Parameters	Results	Units	Report Limit	MDL	DF	Prepared	Analyzed	CAS No.	Qual	
4500CL G Chlorine, Residual		Analytical Method: SM 4500-Cl G Pace Analytical Services - Indianapolis								
Chlorine, Total Residual	ND	mg/L	0.10	0.034	1		02/13/23 13:20	7782-50-5	H3	
4500H+ pH, Electrometric		Analytical Method: SM 4500-H+B Pace Analytical Services - Indianapolis								
pH at 25 Degrees C	8.1	Std. Units	0.10	0.10	1		02/17/23 12:08		H3	
4500S2D Sulfide Water		Analytical Method: SM 4500-S2-D Pace Analytical Services - Indianapolis								
Sulfide	ND	mg/L	0.10	0.025	1		02/10/23 12:19	18496-25-8		
Iron, Ferrous		Analytical Method: HACH 8146 Pace Analytical Services - Indianapolis								
Iron, Ferrous	0.23	mg/L	0.20	0.035	1		02/13/23 17:37	15438-31-0	H3,N2	
353.2 Nitrogen, NO2/NO3 unpres		Analytical Method: EPA 353.2 Pace Analytical Services - Indianapolis								
Nitrogen, Nitrate	ND	mg/L	0.10	0.011	1		02/09/23 16:33	14797-55-8		
Nitrogen, Nitrite	ND	mg/L	0.10	0.0040	1		02/09/23 16:33	14797-65-0		
365.1 Total Phosphorus		Analytical Method: EPA 365.1 Preparation Method: EPA 365.1 Pace Analytical Services - Indianapolis								
Phosphate as P04	0.29	mg/L	0.15	0.15	1	02/10/23 09:30	02/13/23 12:47			
5310C TOC		Analytical Method: SM 5310C Pace Analytical Services - Indianapolis								
Total Organic Carbon	1.8	mg/L	1.0	0.24	1		02/16/23 14:36	7440-44-0		
5310C Dissolved Organic Carbon		Analytical Method: SM 5310C Pace Analytical Services - Indianapolis								
Dissolved Organic Carbon	2.1	mg/L	1.0	0.24	1		02/17/23 18:59			

REPORT OF LABORATORY ANALYSIS

This report shall not be reproduced, except in full,
 without the written consent of Pace Analytical Services, LLC.



ANALYTICAL RESULTS

Project: Harding St Ash Pond System
 Pace Project No.: 50337083

Sample: MW-6I		Lab ID: 50337083002		Collected: 02/08/23 15:10	Received: 02/09/23 14:45	Matrix: Water				
Parameters	Results	Units	Report Limit	MDL	DF	Prepared	Analyzed	CAS No.	Qual	
9056 IC Anions		Analytical Method: EPA 9056 Pace Analytical Services - Indianapolis								
Chloride	301	mg/L	25.0	6.7	100		02/11/23 03:42	16887-00-6		
Fluoride	0.52	mg/L	0.10	0.017	1		02/11/23 03:10	16984-48-8		
Sulfate	595	mg/L	25.0	8.5	100		02/11/23 03:42	14808-79-8		
6010 MET ICP		Analytical Method: EPA 6010 Preparation Method: EPA 3010 Pace Analytical Services - Indianapolis								
Aluminum	605	ug/L	200	55.4	1	02/13/23 08:39	02/14/23 00:59	7429-90-5		
Boron	2490	ug/L	100	37.6	1	02/13/23 08:39	02/14/23 00:59	7440-42-8		
Calcium	144000	ug/L	1000	163	1	02/13/23 08:39	02/14/23 00:59	7440-70-2		
Lithium	65.9	ug/L	20.0	6.2	1	02/13/23 08:39	02/14/23 00:59	7439-93-2		
Magnesium	54100	ug/L	1000	71.8	1	02/13/23 08:39	02/14/23 00:59	7439-95-4		
Manganese	309	ug/L	10.0	2.5	1	02/13/23 08:39	02/14/23 00:59	7439-96-5		
Potassium	12600	ug/L	1000	281	1	02/13/23 08:39	02/14/23 00:59	7440-09-7		
Silica	13600	ug/L	450		1	02/13/23 08:39	02/14/23 00:59	7631-86-9	N2	
Sodium	326000	ug/L	3000	642	3	02/13/23 08:39	02/14/23 01:17	7440-23-5		
6010 MET ICP, Dissolved		Analytical Method: EPA 6010 Preparation Method: EPA 3010 Pace Analytical Services - Indianapolis								
Manganese, Dissolved	321	ug/L	10.0	2.5	1	02/13/23 08:39	02/14/23 02:29	7439-96-5		
Molybdenum, Dissolved	199	ug/L	10.0	3.7	1	02/13/23 08:39	02/14/23 02:29	7439-98-7		
6020 MET ICPMS		Analytical Method: EPA 6020 Preparation Method: EPA 200.2 Pace Analytical Services - Indianapolis								
Antimony	ND	ug/L	1.0	0.13	1	02/10/23 07:07	02/14/23 01:43	7440-36-0		
Arsenic	7.6	ug/L	1.0	0.10	1	02/10/23 07:07	02/14/23 01:43	7440-38-2		
Barium	28.1	ug/L	1.0	0.14	1	02/10/23 07:07	02/14/23 01:43	7440-39-3		
Beryllium	ND	ug/L	0.20	0.026	1	02/10/23 07:07	02/14/23 01:43	7440-41-7		
Cadmium	ND	ug/L	0.20	0.054	1	02/10/23 07:07	02/14/23 01:43	7440-43-9		
Cobalt	ND	ug/L	1.0	0.082	1	02/10/23 07:07	02/14/23 01:43	7440-48-4		
Lead	ND	ug/L	1.0	0.080	1	02/10/23 07:07	02/14/23 01:43	7439-92-1		
Molybdenum	188	ug/L	1.0	0.072	1	02/10/23 07:07	02/14/23 01:43	7439-98-7		
Selenium	ND	ug/L	1.0	0.44	1	02/10/23 07:07	02/14/23 01:43	7782-49-2		
Thallium	ND	ug/L	1.0	0.072	1	02/10/23 07:07	02/14/23 01:43	7440-28-0		
2320B Alkalinity		Analytical Method: SM 2320B Pace Analytical Services - Indianapolis								
Alkalinity, Total as CaCO3	62.0	mg/L	10.0	10.0	1		02/09/23 20:25			
Alkalinity,Bicarbonate (CaCO3)	62.0	mg/L	10.0	10.0	1		02/09/23 20:25			
Alkalinity,Carbonate (CaCO3)	ND	mg/L	10.0	10.0	1		02/09/23 20:25			
2540C Total Dissolved Solids		Analytical Method: SM 2540C Pace Analytical Services - Indianapolis								
Total Dissolved Solids	1650	mg/L	20.0	20.0	1		02/13/23 12:56			

REPORT OF LABORATORY ANALYSIS

This report shall not be reproduced, except in full,
 without the written consent of Pace Analytical Services, LLC.



ANALYTICAL RESULTS

Project: Harding St Ash Pond System
 Pace Project No.: 50337083

Sample: MW-6I		Lab ID: 50337083002		Collected: 02/08/23 15:10	Received: 02/09/23 14:45	Matrix: Water			
Parameters	Results	Units	Report Limit	MDL	DF	Prepared	Analyzed	CAS No.	Qual
4500CL G Chlorine, Residual		Analytical Method: SM 4500-Cl G Pace Analytical Services - Indianapolis							
Chlorine, Total Residual	ND	mg/L	0.10	0.034	1		02/13/23 13:22	7782-50-5	H3
4500H+ pH, Electrometric		Analytical Method: SM 4500-H+B Pace Analytical Services - Indianapolis							
pH at 25 Degrees C	7.8	Std. Units	0.10	0.10	1		02/17/23 12:17		H3
4500S2D Sulfide Water		Analytical Method: SM 4500-S2-D Pace Analytical Services - Indianapolis							
Sulfide	ND	mg/L	0.10	0.025	1		02/10/23 12:19	18496-25-8	
Iron, Ferrous		Analytical Method: HACH 8146 Pace Analytical Services - Indianapolis							
Iron, Ferrous	ND	mg/L	0.20	0.035	1		02/13/23 17:38	15438-31-0	H3,N2
353.2 Nitrogen, NO2/NO3 unpres		Analytical Method: EPA 353.2 Pace Analytical Services - Indianapolis							
Nitrogen, Nitrate	ND	mg/L	0.10	0.011	1		02/09/23 16:48	14797-55-8	
Nitrogen, Nitrite	ND	mg/L	0.10	0.0040	1		02/09/23 16:48	14797-65-0	
365.1 Total Phosphorus		Analytical Method: EPA 365.1 Preparation Method: EPA 365.1 Pace Analytical Services - Indianapolis							
Phosphate as P04	0.26	mg/L	0.15	0.15	1	02/10/23 09:30	02/13/23 12:48		
5310C TOC		Analytical Method: SM 5310C Pace Analytical Services - Indianapolis							
Total Organic Carbon	ND	mg/L	4.0	0.94	4		02/17/23 13:12	7440-44-0	D3
5310C Dissolved Organic Carbon		Analytical Method: SM 5310C Pace Analytical Services - Indianapolis							
Dissolved Organic Carbon	ND	mg/L	4.0	0.94	4		02/20/23 11:09		D3

REPORT OF LABORATORY ANALYSIS

This report shall not be reproduced, except in full,
 without the written consent of Pace Analytical Services, LLC.



QUALITY CONTROL DATA

Project: Harding St Ash Pond System

Pace Project No.: 50337083

QC Batch:	718184	Analysis Method:	EPA 9056
QC Batch Method:	EPA 9056	Analysis Description:	9056 IC Anions
		Laboratory:	Pace Analytical Services - Indianapolis

Associated Lab Samples: 50337083001, 50337083002

METHOD BLANK: 3296941 Matrix: Water

Associated Lab Samples: 50337083001, 50337083002

Parameter	Units	Blank Result	Reporting Limit	MDL	Analyzed	Qualifiers
Chloride	mg/L	ND	0.25	0.067	02/10/23 10:03	
Fluoride	mg/L	ND	0.10	0.017	02/10/23 10:03	
Sulfate	mg/L	ND	0.25	0.085	02/10/23 10:03	

LABORATORY CONTROL SAMPLE: 3296942

Parameter	Units	Spike Conc.	LCS Result	LCS % Rec	% Rec Limits	Qualifiers
Chloride	mg/L	1.2	1.2	95	80-120	
Fluoride	mg/L	0.5	0.54	108	80-120	
Sulfate	mg/L	2.5	2.6	104	80-120	

MATRIX SPIKE & MATRIX SPIKE DUPLICATE: 3296943 3296944

Parameter	Units	MS		MSD		MS Result	MSD Result	MS % Rec	MSD % Rec	% Rec Limits	RPD	Max RPD	Qual
		50337094001 Result	Spike Conc.	Spike Conc.	Result								
Chloride	mg/L	15.3	12.5	12.5	27.6	27.5	99	98	80-120	1	15		
Fluoride	mg/L	1.3	0.5	0.5	2.0	2.0	124	124	80-120	0	15	M0	
Sulfate	mg/L	54.7	25	25	79.2	81.4	98	107	80-120	3	15		

Results presented on this page are in the units indicated by the "Units" column except where an alternate unit is presented to the right of the result.

REPORT OF LABORATORY ANALYSIS

This report shall not be reproduced, except in full, without the written consent of Pace Analytical Services, LLC.



QUALITY CONTROL DATA

Project: Harding St Ash Pond System
Pace Project No.: 50337083

QC Batch: 718127 Analysis Method: EPA 6010
QC Batch Method: EPA 3010 Analysis Description: 6010 MET
Laboratory: Pace Analytical Services - Indianapolis

Associated Lab Samples: 50337083001, 50337083002

METHOD BLANK: 3296652 Matrix: Water

Associated Lab Samples: 50337083001, 50337083002

Parameter	Units	Blank Result	Reporting Limit	MDL	Analyzed	Qualifiers
Aluminum	ug/L	ND	200	55.4	02/13/23 23:20	
Boron	ug/L	ND	100	37.6	02/13/23 23:20	
Calcium	ug/L	ND	1000	163	02/13/23 23:20	
Lithium	ug/L	ND	20.0	6.2	02/13/23 23:20	
Magnesium	ug/L	ND	1000	71.8	02/13/23 23:20	
Manganese	ug/L	ND	10.0	2.5	02/13/23 23:20	
Potassium	ug/L	ND	1000	281	02/13/23 23:20	
Silica	ug/L	ND	450		02/13/23 23:20	N2
Sodium	ug/L	ND	1000	214	02/13/23 23:20	

LABORATORY CONTROL SAMPLE: 3296653

Parameter	Units	Spike Conc.	LCS Result	LCS % Rec	% Rec Limits	Qualifiers
Aluminum	ug/L	10000	10200	102	80-120	
Boron	ug/L	1000	982	98	80-120	
Calcium	ug/L	10000	10300	103	80-120	
Lithium	ug/L	1000	1030	103	80-120	
Magnesium	ug/L	10000	9670	97	80-120	
Manganese	ug/L	1000	976	98	80-120	
Potassium	ug/L	10000	10100	101	80-120	
Silica	ug/L	10700	10900	102	80-120	N2
Sodium	ug/L	10000	10200	102	80-120	

MATRIX SPIKE & MATRIX SPIKE DUPLICATE: 3296654 3296655

Parameter	Units	MS		MSD		MS % Rec	MSD % Rec	% Rec Limits	RPD	Max RPD	Qual
		50336680001 Result	Spike Conc.	Spike Conc.	MS Result						
Aluminum	ug/L	17800	10000	10000	29200	28900	114	111	75-125	1	20
Boron	ug/L	168	1000	1000	1180	1170	101	100	75-125	1	20
Calcium	ug/L	269000	10000	10000	267000	260000	-14	-88	75-125	3	20 P6
Lithium	ug/L	102	1000	1000	1190	1180	109	108	75-125	1	20
Magnesium	ug/L	89100	10000	10000	97000	96000	79	69	75-125	1	20 P6
Manganese	ug/L	1110	1000	1000	2070	2050	96	94	75-125	1	20
Potassium	ug/L	7780	10000	10000	18500	18300	107	105	75-125	1	20
Silica	ug/L	39400	10700	10700	51500	50400	112	102	75-125	2	20 N2
Sodium	ug/L	55700	10000	10000	65200	64400	95	87	75-125	1	20

Results presented on this page are in the units indicated by the "Units" column except where an alternate unit is presented to the right of the result.

REPORT OF LABORATORY ANALYSIS

This report shall not be reproduced, except in full,
without the written consent of Pace Analytical Services, LLC.



QUALITY CONTROL DATA

Project: Harding St Ash Pond System

Pace Project No.: 50337083

QC Batch:	718134	Analysis Method:	EPA 6010
QC Batch Method:	EPA 3010	Analysis Description:	6010 MET Dissolved
		Laboratory:	Pace Analytical Services - Indianapolis

Associated Lab Samples: 50337083001, 50337083002

METHOD BLANK: 3296673 Matrix: Water

Associated Lab Samples: 50337083001, 50337083002

Parameter	Units	Blank Result	Reporting Limit	MDL	Analyzed	Qualifiers
Manganese, Dissolved	ug/L	ND	10.0	2.5	02/14/23 01:32	
Molybdenum, Dissolved	ug/L	ND	10.0	3.7	02/14/23 01:32	

LABORATORY CONTROL SAMPLE: 3296674

Parameter	Units	Spike Conc.	LCS Result	LCS % Rec	% Rec Limits	Qualifiers
Manganese, Dissolved	ug/L	1000	909	91	80-120	
Molybdenum, Dissolved	ug/L	1000	959	96	80-120	

MATRIX SPIKE & MATRIX SPIKE DUPLICATE: 3296675 3296676

Parameter	Units	50336756001 Result	MS Spike Conc.	MSD Spike Conc.	MS Result	MSD Result	MS % Rec	MSD % Rec	% Rec Limits	RPD	Max RPD	Qual
Manganese, Dissolved	ug/L	912	1000	1000	1880	1920	97	100	75-125	2	20	
Molybdenum, Dissolved	ug/L	ND	1000	1000	1060	1050	106	105	75-125	1	20	

Results presented on this page are in the units indicated by the "Units" column except where an alternate unit is presented to the right of the result.

REPORT OF LABORATORY ANALYSIS

This report shall not be reproduced, except in full, without the written consent of Pace Analytical Services, LLC.



QUALITY CONTROL DATA

Project: Harding St Ash Pond System
 Pace Project No.: 50337083

QC Batch: 718102 Analysis Method: EPA 6020
 QC Batch Method: EPA 200.2 Analysis Description: 6020 MET
 Laboratory: Pace Analytical Services - Indianapolis

Associated Lab Samples: 50337083001, 50337083002

METHOD BLANK: 3296457 Matrix: Water

Associated Lab Samples: 50337083001, 50337083002

Parameter	Units	Blank Result	Reporting Limit	MDL	Analyzed	Qualifiers
Antimony	ug/L	ND	1.0	0.13	02/13/23 13:49	
Arsenic	ug/L	ND	1.0	0.10	02/13/23 13:49	
Barium	ug/L	ND	1.0	0.14	02/13/23 13:49	
Beryllium	ug/L	ND	0.20	0.026	02/13/23 13:49	
Cadmium	ug/L	ND	0.20	0.054	02/13/23 13:49	
Cobalt	ug/L	ND	1.0	0.082	02/13/23 13:49	
Lead	ug/L	ND	1.0	0.080	02/13/23 13:49	
Molybdenum	ug/L	ND	1.0	0.072	02/13/23 13:49	
Selenium	ug/L	ND	1.0	0.44	02/13/23 13:49	
Thallium	ug/L	ND	1.0	0.072	02/13/23 13:49	

LABORATORY CONTROL SAMPLE: 3296458

Parameter	Units	Spike Conc.	LCS Result	LCS % Rec	% Rec Limits	Qualifiers
Antimony	ug/L	40	42.0	105	80-120	
Arsenic	ug/L	40	38.3	96	80-120	
Barium	ug/L	40	40.8	102	80-120	
Beryllium	ug/L	40	40.8	102	80-120	
Cadmium	ug/L	40	40.2	100	80-120	
Cobalt	ug/L	40	41.4	103	80-120	
Lead	ug/L	40	41.0	102	80-120	
Molybdenum	ug/L	40	40.0	100	80-120	
Selenium	ug/L	40	41.2	103	80-120	
Thallium	ug/L	40	41.3	103	80-120	

MATRIX SPIKE & MATRIX SPIKE DUPLICATE: 3296459 3296460

Parameter	Units	MS		MSD		MS Result	MSD Result	MS % Rec	MSD % Rec	% Rec Limits	RPD	Max RPD	Qual
		50336916002 Result	Spike Conc.	Spike Conc.	MS Result								
Antimony	ug/L	<5.0	40	40	41.1	40.9	103	102	75-125	1	20		
Arsenic	ug/L	<2.0	40	40	40.9	41.2	99	100	75-125	1	20		
Barium	ug/L	6.3	40	40	45.9	46.3	99	100	75-125	1	20		
Beryllium	ug/L	<1.0	40	40	39.6	39.8	99	99	75-125	0	20		
Cadmium	ug/L	<0.50	40	40	39.5	39.3	99	98	75-125	0	20		
Cobalt	ug/L	<1.0	40	40	39.9	40.2	100	100	75-125	1	20		
Lead	ug/L	<1.0	40	40	40.4	40.3	101	101	75-125	0	20		
Molybdenum	ug/L	<1.0	40	40	40.3	40.6	100	100	75-125	1	20		

Results presented on this page are in the units indicated by the "Units" column except where an alternate unit is presented to the right of the result.

REPORT OF LABORATORY ANALYSIS

This report shall not be reproduced, except in full,
 without the written consent of Pace Analytical Services, LLC.



QUALITY CONTROL DATA

Project: Harding St Ash Pond System

Pace Project No.: 50337083

MATRIX SPIKE & MATRIX SPIKE DUPLICATE: 3296459 3296460												
Parameter	Units	50336916002 Result	MS	MSD	MS	MSD	MS	MSD	% Rec	Max	Qual	
			Spike Conc.	Spike Conc.	Result	Result	% Rec	% Rec	Limits	RPD		RPD
Selenium	ug/L	<1.0	40	40	27.1	23.4	68	59	75-125	14	20	M3
Thallium	ug/L	<1.0	40	40	41.7	41.4	104	104	75-125	1	20	

Results presented on this page are in the units indicated by the "Units" column except where an alternate unit is presented to the right of the result.

REPORT OF LABORATORY ANALYSIS

This report shall not be reproduced, except in full,
without the written consent of Pace Analytical Services, LLC.



QUALITY CONTROL DATA

Project: Harding St Ash Pond System

Pace Project No.: 50337083

QC Batch: 718117	Analysis Method: SM 2320B
QC Batch Method: SM 2320B	Analysis Description: 2320B Alkalinity
	Laboratory: Pace Analytical Services - Indianapolis

Associated Lab Samples: 50337083001, 50337083002

METHOD BLANK: 3296614 Matrix: Water

Associated Lab Samples: 50337083001, 50337083002

Parameter	Units	Blank Result	Reporting Limit	MDL	Analyzed	Qualifiers
Alkalinity, Total as CaCO3	mg/L	ND	10.0	10.0	02/09/23 20:25	
Alkalinity,Bicarbonate (CaCO3)	mg/L	ND	10.0	10.0	02/09/23 20:25	
Alkalinity,Carbonate (CaCO3)	mg/L	ND	10.0	10.0	02/09/23 20:25	

LABORATORY CONTROL SAMPLE: 3296615

Parameter	Units	Spike Conc.	LCS Result	LCS % Rec	% Rec Limits	Qualifiers
Alkalinity, Total as CaCO3	mg/L	50	50.7	101	90-110	

SAMPLE DUPLICATE: 3296616

Parameter	Units	50334942012 Result	Dup Result	RPD	Max RPD	Qualifiers
Alkalinity, Total as CaCO3	mg/L	41.2	42.9	4	20	
Alkalinity,Bicarbonate (CaCO3)	mg/L	13.2	14.9	12	20	
Alkalinity,Carbonate (CaCO3)	mg/L	28.0	28.0	0	20	

SAMPLE DUPLICATE: 3296617

Parameter	Units	50337057004 Result	Dup Result	RPD	Max RPD	Qualifiers
Alkalinity, Total as CaCO3	mg/L	123	123	0	20	
Alkalinity,Bicarbonate (CaCO3)	mg/L	123	123	0	20	
Alkalinity,Carbonate (CaCO3)	mg/L	ND	ND		20	

Results presented on this page are in the units indicated by the "Units" column except where an alternate unit is presented to the right of the result.

REPORT OF LABORATORY ANALYSIS

This report shall not be reproduced, except in full, without the written consent of Pace Analytical Services, LLC.



QUALITY CONTROL DATA

Project: Harding St Ash Pond System

Pace Project No.: 50337083

QC Batch: 718365

Analysis Method: SM 2540C

QC Batch Method: SM 2540C

Analysis Description: 2540C Total Dissolved Solids

Laboratory: Pace Analytical Services - Indianapolis

Associated Lab Samples: 50337083001, 50337083002

METHOD BLANK: 3298068

Matrix: Water

Associated Lab Samples: 50337083001, 50337083002

Parameter	Units	Blank Result	Reporting Limit	MDL	Analyzed	Qualifiers
Total Dissolved Solids	mg/L	ND	10.0	10.0	02/13/23 12:51	

LABORATORY CONTROL SAMPLE: 3298069

Parameter	Units	Spike Conc.	LCS Result	LCS % Rec	% Rec Limits	Qualifiers
Total Dissolved Solids	mg/L	300	284	95	80-120	

SAMPLE DUPLICATE: 3298070

Parameter	Units	50337038005 Result	Dup Result	RPD	Max RPD	Qualifiers
Total Dissolved Solids	mg/L	447	452	1	10	

SAMPLE DUPLICATE: 3298071

Parameter	Units	50337211003 Result	Dup Result	RPD	Max RPD	Qualifiers
Total Dissolved Solids	mg/L	1220	1210	0	10	

Results presented on this page are in the units indicated by the "Units" column except where an alternate unit is presented to the right of the result.

REPORT OF LABORATORY ANALYSIS

This report shall not be reproduced, except in full, without the written consent of Pace Analytical Services, LLC.



QUALITY CONTROL DATA

Project: Harding St Ash Pond System

Pace Project No.: 50337083

QC Batch: 718366	Analysis Method: SM 4500-Cl G
QC Batch Method: SM 4500-Cl G	Analysis Description: 4500CL G Chlorine, Total Residual
	Laboratory: Pace Analytical Services - Indianapolis

Associated Lab Samples: 50337083001, 50337083002

METHOD BLANK: 3298072 Matrix: Water

Associated Lab Samples: 50337083001, 50337083002

Parameter	Units	Blank Result	Reporting Limit	MDL	Analyzed	Qualifiers
Chlorine, Total Residual	mg/L	ND	0.10	0.034	02/13/23 12:58	H3

LABORATORY CONTROL SAMPLE: 3298073

Parameter	Units	Spike Conc.	LCS Result	LCS % Rec	% Rec Limits	Qualifiers
Chlorine, Total Residual	mg/L	1	0.98	98	90-110	H3

MATRIX SPIKE & MATRIX SPIKE DUPLICATE: 3298074 3298075

Parameter	Units	50336978004 Result	MS Spike Conc.	MSD Spike Conc.	MS Result	MSD Result	MS % Rec	MSD % Rec	% Rec Limits	RPD	Max RPD	Qual
Chlorine, Total Residual	mg/L	ND	1	1	0.97	0.97	97	97	90-110	0	20	H3

MATRIX SPIKE SAMPLE: 3298076

Parameter	Units	50337083001 Result	Spike Conc.	MS Result	MS % Rec	% Rec Limits	Qualifiers
Chlorine, Total Residual	mg/L	ND	1	1.0	100	90-110	H3

Results presented on this page are in the units indicated by the "Units" column except where an alternate unit is presented to the right of the result.

REPORT OF LABORATORY ANALYSIS

This report shall not be reproduced, except in full, without the written consent of Pace Analytical Services, LLC.



QUALITY CONTROL DATA

Project: Harding St Ash Pond System

Pace Project No.: 50337083

QC Batch: 719191

Analysis Method: SM 4500-H+B

QC Batch Method: SM 4500-H+B

Analysis Description: 4500H+B pH

Laboratory: Pace Analytical Services - Indianapolis

Associated Lab Samples: 50337083001, 50337083002

SAMPLE DUPLICATE: 3301670

Parameter	Units	50336996001 Result	Dup Result	RPD	Max RPD	Qualifiers
pH at 25 Degrees C	Std. Units	7.9	7.8	0	2	H3

SAMPLE DUPLICATE: 3301675

Parameter	Units	50337083002 Result	Dup Result	RPD	Max RPD	Qualifiers
pH at 25 Degrees C	Std. Units	7.8	7.8	0	2	H3

Results presented on this page are in the units indicated by the "Units" column except where an alternate unit is presented to the right of the result.

REPORT OF LABORATORY ANALYSIS

This report shall not be reproduced, except in full,
without the written consent of Pace Analytical Services, LLC.



QUALITY CONTROL DATA

Project: Harding St Ash Pond System

Pace Project No.: 50337083

QC Batch:	718187	Analysis Method:	SM 4500-S2-D
QC Batch Method:	SM 4500-S2-D	Analysis Description:	4500S2D Sulfide Water
		Laboratory:	Pace Analytical Services - Indianapolis

Associated Lab Samples: 50337083001, 50337083002

METHOD BLANK: 3296954 Matrix: Water

Associated Lab Samples: 50337083001, 50337083002

Parameter	Units	Blank Result	Reporting Limit	MDL	Analyzed	Qualifiers
Sulfide	mg/L	ND	0.10	0.025	02/10/23 12:19	

LABORATORY CONTROL SAMPLE: 3296955

Parameter	Units	Spike Conc.	LCS Result	LCS % Rec	% Rec Limits	Qualifiers
Sulfide	mg/L	0.5	0.49	98	90-110	

MATRIX SPIKE & MATRIX SPIKE DUPLICATE: 3296956 3296957

Parameter	Units	50336905003		50336905003		50336905003		50336905003		% Rec Limits	RPD	Max RPD	Qual
		MS Result	MSD Result	MS Spike Conc.	MSD Spike Conc.	MS Result	MSD Result	MS % Rec	MSD % Rec				
Sulfide	mg/L	ND	ND	0.5	0.5	0.42	0.42	82	82	90-110	0	20	M3

MATRIX SPIKE SAMPLE: 3296958

Parameter	Units	50336986001 Result	Spike Conc.	MS Result	MS % Rec	% Rec Limits	Qualifiers
Sulfide	mg/L	ND	0.5	0.24	46	90-110	M0

Results presented on this page are in the units indicated by the "Units" column except where an alternate unit is presented to the right of the result.

REPORT OF LABORATORY ANALYSIS

This report shall not be reproduced, except in full, without the written consent of Pace Analytical Services, LLC.



QUALITY CONTROL DATA

Project: Harding St Ash Pond System

Pace Project No.: 50337083

QC Batch: 718418	Analysis Method: HACH 8146
QC Batch Method: HACH 8146	Analysis Description: Iron, Ferrous
	Laboratory: Pace Analytical Services - Indianapolis

Associated Lab Samples: 50337083001, 50337083002

METHOD BLANK: 3298302 Matrix: Water

Associated Lab Samples: 50337083001, 50337083002

Parameter	Units	Blank Result	Reporting Limit	MDL	Analyzed	Qualifiers
Iron, Ferrous	mg/L	ND	0.20	0.035	02/13/23 17:37	H3,N2

LABORATORY CONTROL SAMPLE: 3298303

Parameter	Units	Spike Conc.	LCS Result	LCS % Rec	% Rec Limits	Qualifiers
Iron, Ferrous	mg/L	1	0.97	97	90-110	H3,N2

MATRIX SPIKE & MATRIX SPIKE DUPLICATE: 3298304 3298305

Parameter	Units	50337211003		3298305		MS % Rec	MSD % Rec	% Rec Limits	RPD	Max RPD	Qual	
		MS Spike Conc.	MSD Spike Conc.	MS Result	MSD Result							
Iron, Ferrous	mg/L	ND	1	1	1.2	1.2	102	101	90-110	1	20	H3,N2

MATRIX SPIKE SAMPLE: 3298306

Parameter	Units	50337291001 Result	Spike Conc.	MS Result	MS % Rec	% Rec Limits	Qualifiers
Iron, Ferrous	mg/L	ND	1	0.98	98	90-110	H3,N2

Results presented on this page are in the units indicated by the "Units" column except where an alternate unit is presented to the right of the result.

REPORT OF LABORATORY ANALYSIS

This report shall not be reproduced, except in full, without the written consent of Pace Analytical Services, LLC.



QUALITY CONTROL DATA

Project: Harding St Ash Pond System

Pace Project No.: 50337083

QC Batch: 718100

Analysis Method: EPA 353.2

QC Batch Method: EPA 353.2

Analysis Description: 353.2 Nitrate + Nitrite, Unpres.

Laboratory: Pace Analytical Services - Indianapolis

Associated Lab Samples: 50337083001, 50337083002

METHOD BLANK: 3296449

Matrix: Water

Associated Lab Samples: 50337083001, 50337083002

Parameter	Units	Blank Result	Reporting Limit	MDL	Analyzed	Qualifiers
Nitrogen, Nitrate	mg/L	ND	0.10	0.011	02/09/23 16:25	
Nitrogen, Nitrite	mg/L	ND	0.10	0.0040	02/09/23 16:25	

LABORATORY CONTROL SAMPLE: 3296450

Parameter	Units	Spike Conc.	LCS Result	LCS % Rec	% Rec Limits	Qualifiers
Nitrogen, Nitrate	mg/L	1	0.99	99	90-110	
Nitrogen, Nitrite	mg/L	1	1.0	104	90-110	

MATRIX SPIKE & MATRIX SPIKE DUPLICATE: 3296451 3296452

Parameter	Units	50337083001		3296452		MS % Rec	MSD % Rec	% Rec Limits	RPD	Max RPD	Qual
		Result	MS Spike Conc.	MSD Spike Conc.	MS Result						
Nitrogen, Nitrate	mg/L	ND	1	1	1.0	1.0	98	98	90-110	0	20
Nitrogen, Nitrite	mg/L	ND	1	1	1.0	1.0	103	103	90-110	0	20

Results presented on this page are in the units indicated by the "Units" column except where an alternate unit is presented to the right of the result.

REPORT OF LABORATORY ANALYSIS

This report shall not be reproduced, except in full, without the written consent of Pace Analytical Services, LLC.



QUALITY CONTROL DATA

Project: Harding St Ash Pond System
 Pace Project No.: 50337083

QC Batch: 718170 Analysis Method: EPA 365.1
 QC Batch Method: EPA 365.1 Analysis Description: 365.1 Total Phosphorus
 Laboratory: Pace Analytical Services - Indianapolis

Associated Lab Samples: 50337083001, 50337083002

METHOD BLANK: 3296895 Matrix: Water
 Associated Lab Samples: 50337083001, 50337083002

Parameter	Units	Blank Result	Reporting Limit	MDL	Analyzed	Qualifiers
Phosphate as P04	mg/L	ND	0.15	0.15	02/13/23 13:32	

LABORATORY CONTROL SAMPLE: 3296896

Parameter	Units	Spike Conc.	LCS Result	LCS % Rec	% Rec Limits	Qualifiers
Phosphate as P04	mg/L		1.5			

MATRIX SPIKE & MATRIX SPIKE DUPLICATE: 3296897 3296898

Parameter	Units	50337057001 Result	MS Spike Conc.	MSD Spike Conc.	MS Result	MSD Result	MS % Rec	MSD % Rec	% Rec Limits	RPD	Max RPD	Qual
Phosphate as P04	mg/L	ND			1.5	1.5					2	

MATRIX SPIKE SAMPLE: 3296899

Parameter	Units	50337065010 Result	Spike Conc.	MS Result	MS % Rec	% Rec Limits	Qualifiers
Phosphate as P04	mg/L		0.27			1.7	

Results presented on this page are in the units indicated by the "Units" column except where an alternate unit is presented to the right of the result.

REPORT OF LABORATORY ANALYSIS

This report shall not be reproduced, except in full,
 without the written consent of Pace Analytical Services, LLC.



QUALITY CONTROL DATA

Project: Harding St Ash Pond System

Pace Project No.: 50337083

QC Batch: 718262	Analysis Method: SM 5310C
QC Batch Method: SM 5310C	Analysis Description: 5310C Total Organic Carbon
	Laboratory: Pace Analytical Services - Indianapolis

Associated Lab Samples: 50337083001, 50337083002

METHOD BLANK: 3297212 Matrix: Water

Associated Lab Samples: 50337083001, 50337083002

Parameter	Units	Blank Result	Reporting Limit	MDL	Analyzed	Qualifiers
Total Organic Carbon	mg/L	ND	1.0	0.24	02/16/23 10:27	

LABORATORY CONTROL SAMPLE: 3297213

Parameter	Units	Spike Conc.	LCS Result	LCS % Rec	% Rec Limits	Qualifiers
Total Organic Carbon	mg/L	10	10.2	102	90-110	

MATRIX SPIKE SAMPLE: 3299586

Parameter	Units	50337057001 Result	Spike Conc.	MS Result	MS % Rec	% Rec Limits	Qualifiers
Total Organic Carbon	mg/L		1.8	10	12.0	101	80-120

MATRIX SPIKE & MATRIX SPIKE DUPLICATE: 3299967 3299968

Parameter	Units	50336882007 Result	MS Spike Conc.	MSD Spike Conc.	MS Result	MSD Result	MS % Rec	MSD % Rec	% Rec Limits	RPD	Max RPD	Qual
Total Organic Carbon	mg/L	0.99	10	10	11.2	11.1	102	101	80-120	1	20	

Results presented on this page are in the units indicated by the "Units" column except where an alternate unit is presented to the right of the result.

REPORT OF LABORATORY ANALYSIS

This report shall not be reproduced, except in full, without the written consent of Pace Analytical Services, LLC.



QUALITY CONTROL DATA

Project: Harding St Ash Pond System

Pace Project No.: 50337083

QC Batch: 718959	Analysis Method: SM 5310C
QC Batch Method: SM 5310C	Analysis Description: 5310C Dissolved Organic Carbon
	Laboratory: Pace Analytical Services - Indianapolis

Associated Lab Samples: 50337083001, 50337083002

METHOD BLANK: 3300557 Matrix: Water

Associated Lab Samples: 50337083001, 50337083002

Parameter	Units	Blank Result	Reporting Limit	MDL	Analyzed	Qualifiers
Dissolved Organic Carbon	mg/L	ND	1.0	0.24	02/17/23 18:38	

LABORATORY CONTROL SAMPLE: 3300558

Parameter	Units	Spike Conc.	LCS Result	LCS % Rec	% Rec Limits	Qualifiers
Dissolved Organic Carbon	mg/L	10	10.1	101	90-110	

MATRIX SPIKE & MATRIX SPIKE DUPLICATE: 3300559 3300560

Parameter	Units	50337211003		3300560		MS % Rec	MSD % Rec	% Rec Limits	RPD	Max RPD	Qual
		MS Spike Conc.	MSD Spike Conc.	MS Result	MSD Result						
Dissolved Organic Carbon	mg/L	1.7	10	11.6	11.6	99	99	80-120	0	20	

Results presented on this page are in the units indicated by the "Units" column except where an alternate unit is presented to the right of the result.

REPORT OF LABORATORY ANALYSIS

This report shall not be reproduced, except in full, without the written consent of Pace Analytical Services, LLC.



ANALYTICAL RESULTS - RADIOCHEMISTRY

Project: Harding St Ash Pond System

Pace Project No.: 50337083

Sample: MW-14IL **Lab ID: 50337083001** Collected: 02/08/23 12:35 Received: 02/09/23 14:45 Matrix: Water
 PWS: Site ID: Sample Type:

Parameters	Method	Act ± Unc (MDC) Carr Trac	Units	Analyzed	CAS No.	Qual
Pace Analytical Services - Greensburg						
Radium-226	EPA 903.1	0.227 ± 0.522 (0.945) C:NA T:84%	pCi/L	02/24/23 13:18	13982-63-3	
Pace Analytical Services - Greensburg						
Radium-228	EPA 904.0	0.958 ± 0.485 (0.849) C:73% T:84%	pCi/L	02/17/23 13:39	15262-20-1	
Pace Analytical Services - Greensburg						
Total Radium	Total Radium Calculation	1.19 ± 1.01 (1.79)	pCi/L	02/24/23 16:37	7440-14-4	

REPORT OF LABORATORY ANALYSIS

This report shall not be reproduced, except in full, without the written consent of Pace Analytical Services, LLC.



ANALYTICAL RESULTS - RADIOCHEMISTRY

Project: Harding St Ash Pond System

Pace Project No.: 50337083

Sample: MW-6I **Lab ID: 50337083002** Collected: 02/08/23 15:10 Received: 02/09/23 14:45 Matrix: Water
 PWS: Site ID: Sample Type:

Parameters	Method	Act ± Unc (MDC) Carr Trac	Units	Analyzed	CAS No.	Qual
Pace Analytical Services - Greensburg						
Radium-226	EPA 903.1	0.684 ± 0.481 (0.614) C:NA T:80%	pCi/L	02/24/23 13:18	13982-63-3	
Pace Analytical Services - Greensburg						
Radium-228	EPA 904.0	0.974 ± 0.508 (0.903) C:74% T:80%	pCi/L	02/17/23 13:39	15262-20-1	
Pace Analytical Services - Greensburg						
Total Radium	Total Radium Calculation	1.66 ± 0.989 (1.52)	pCi/L	02/24/23 16:37	7440-14-4	

REPORT OF LABORATORY ANALYSIS

This report shall not be reproduced, except in full,
 without the written consent of Pace Analytical Services, LLC.



QUALITY CONTROL - RADIOCHEMISTRY

Project: Harding St Ash Pond System

Pace Project No.: 50337083

QC Batch: 566515

Analysis Method: EPA 903.1

QC Batch Method: EPA 903.1

Analysis Description: 903.1 Radium-226

Laboratory: Pace Analytical Services - Greensburg

Associated Lab Samples: 50337083001, 50337083002

METHOD BLANK: 2751452

Matrix: Water

Associated Lab Samples: 50337083001, 50337083002

Parameter	Act ± Unc (MDC) Carr Trac	Units	Analyzed	Qualifiers
Radium-226	0.127 ± 0.289 (0.172) C:NA T:85%	pCi/L	02/24/23 13:18	

Results presented on this page are in the units indicated by the "Units" column except where an alternate unit is presented to the right of the result.

REPORT OF LABORATORY ANALYSIS

This report shall not be reproduced, except in full, without the written consent of Pace Analytical Services, LLC.



QUALITY CONTROL - RADIOCHEMISTRY

Project: Harding St Ash Pond System

Pace Project No.: 50337083

QC Batch: 566516

Analysis Method: EPA 904.0

QC Batch Method: EPA 904.0

Analysis Description: 904.0 Radium 228

Laboratory: Pace Analytical Services - Greensburg

Associated Lab Samples: 50337083001, 50337083002

METHOD BLANK: 2751453

Matrix: Water

Associated Lab Samples: 50337083001, 50337083002

Parameter	Act ± Unc (MDC) Carr Trac	Units	Analyzed	Qualifiers
Radium-228	0.306 ± 0.385 (0.817) C:75% T:85%	pCi/L	02/17/23 13:39	

Results presented on this page are in the units indicated by the "Units" column except where an alternate unit is presented to the right of the result.

REPORT OF LABORATORY ANALYSIS

This report shall not be reproduced, except in full, without the written consent of Pace Analytical Services, LLC.



QUALIFIERS

Project: Harding St Ash Pond System

Pace Project No.: 50337083

DEFINITIONS

DF - Dilution Factor, if reported, represents the factor applied to the reported data due to dilution of the sample aliquot.

ND - Not Detected at or above adjusted reporting limit.

TNTC - Too Numerous To Count

J - Estimated concentration above the adjusted method detection limit and below the adjusted reporting limit.

MDL - Adjusted Method Detection Limit.

PQL - Practical Quantitation Limit.

RL - Reporting Limit - The lowest concentration value that meets project requirements for quantitative data with known precision and bias for a specific analyte in a specific matrix.

S - Surrogate

1,2-Diphenylhydrazine decomposes to and cannot be separated from Azobenzene using Method 8270. The result for each analyte is a combined concentration.

Consistent with EPA guidelines, unrounded data are displayed and have been used to calculate % recovery and RPD values.

LCS(D) - Laboratory Control Sample (Duplicate)

MS(D) - Matrix Spike (Duplicate)

DUP - Sample Duplicate

RPD - Relative Percent Difference

NC - Not Calculable.

SG - Silica Gel - Clean-Up

U - Indicates the compound was analyzed for, but not detected.

N-Nitrosodiphenylamine decomposes and cannot be separated from Diphenylamine using Method 8270. The result reported for each analyte is a combined concentration.

Reported results are not rounded until the final step prior to reporting. Therefore, calculated parameters that are typically reported as "Total" may vary slightly from the sum of the reported component parameters.

Act - Activity

Unc - Uncertainty: SDWA = 1.96 sigma count uncertainty, all other matrices = Expanded Uncertainty (95% confidence interval).

Gamma Spec = Expanded Uncertainty (95.4% Confidence Interval)

(MDC) - Minimum Detectable Concentration

Trac - Tracer Recovery (%)

Carr - Carrier Recovery (%)

Pace Analytical is TNI accredited. Contact your Pace PM for the current list of accredited analytes.

TNI - The NELAC Institute.

ANALYTE QUALIFIERS

D3 Sample was diluted due to the presence of high levels of non-target analytes or other matrix interference.

H3 Sample was received or analysis requested beyond the recognized method holding time.

M0 Matrix spike recovery and/or matrix spike duplicate recovery was outside laboratory control limits.

M3 Matrix spike recovery was outside laboratory control limits due to matrix interferences.

N2 The lab does not hold NELAC/TNI accreditation for this parameter but other accreditations/certifications may apply. A complete list of accreditations/certifications is available upon request.

P6 Matrix spike recovery was outside laboratory control limits due to a parent sample concentration notably higher than the spike level.

REPORT OF LABORATORY ANALYSIS

This report shall not be reproduced, except in full,
without the written consent of Pace Analytical Services, LLC.



QUALITY CONTROL DATA CROSS REFERENCE TABLE

Project: Harding St Ash Pond System

Pace Project No.: 50337083

Lab ID	Sample ID	QC Batch Method	QC Batch	Analytical Method	Analytical Batch
50337083001	MW-14IL	EPA 9056	718184		
50337083002	MW-6I	EPA 9056	718184		
50337083001	MW-14IL	EPA 3010	718127	EPA 6010	718448
50337083002	MW-6I	EPA 3010	718127	EPA 6010	718448
50337083001	MW-14IL	EPA 3010	718134	EPA 6010	718450
50337083002	MW-6I	EPA 3010	718134	EPA 6010	718450
50337083001	MW-14IL	EPA 200.2	718102	EPA 6020	718247
50337083002	MW-6I	EPA 200.2	718102	EPA 6020	718247
50337083001	MW-14IL	EPA 903.1	566515		
50337083002	MW-6I	EPA 903.1	566515		
50337083001	MW-14IL	EPA 904.0	566516		
50337083002	MW-6I	EPA 904.0	566516		
50337083001	MW-14IL	Total Radium Calculation	569805		
50337083002	MW-6I	Total Radium Calculation	569805		
50337083001	MW-14IL	SM 2320B	718117		
50337083002	MW-6I	SM 2320B	718117		
50337083001	MW-14IL	SM 2540C	718365		
50337083002	MW-6I	SM 2540C	718365		
50337083001	MW-14IL	SM 4500-CI G	718366		
50337083002	MW-6I	SM 4500-CI G	718366		
50337083001	MW-14IL	SM 4500-H+B	719191		
50337083002	MW-6I	SM 4500-H+B	719191		
50337083001	MW-14IL	SM 4500-S2-D	718187		
50337083002	MW-6I	SM 4500-S2-D	718187		
50337083001	MW-14IL	HACH 8146	718418		
50337083002	MW-6I	HACH 8146	718418		
50337083001	MW-14IL	EPA 353.2	718100		
50337083002	MW-6I	EPA 353.2	718100		
50337083001	MW-14IL	EPA 365.1	718170	EPA 365.1	718379
50337083002	MW-6I	EPA 365.1	718170	EPA 365.1	718379
50337083001	MW-14IL	SM 5310C	718262		
50337083002	MW-6I	SM 5310C	718262		
50337083001	MW-14IL	SM 5310C	718959		
50337083002	MW-6I	SM 5310C	718959		

REPORT OF LABORATORY ANALYSIS

This report shall not be reproduced, except in full, without the written consent of Pace Analytical Services, LLC.



SAMPLE CONDITION UPON RECEIPT FORM

Date/Time and Initials of person examining contents: MPZ 2/9/23 1450

- 1. Courier: FED EX UPS CLIENT PACE USPS OTHER _____
- 2. Custody Seal on Cooler/Box Present: Yes No
 (If yes)Seals Intact: Yes No (leave blank if no seals were present)
- 3. Thermometer: **1 2 3 4 5 6 A B C D E F**
 1 2 3 4 5 6 A B C D E F
- 4. Cooler Temperature(s):
 (Initial/Corrected) RECORD TEMPS OF ALL COOLERS RECEIVED (use Comments below to add more)

- 5. Packing Material: Bubble Wrap Bubble Bags
 None Other _____
- 6. Ice Type: Wet Blue None
- 7. If temp. is over 6°C or under 0°C, was the PM notified?: Yes No
 Cooler temp should be above freezing to 6°C

All discrepancies will be written out in the comments section below.

	Yes	No		Yes	No	N/A
USDA Regulated Soils? (HI, ID, NY, WA, OR, CA, NM, TX, OK, AR, LA, TN, AL, MS, NC, SC, GA, FL, or Puerto Rico)		/	All containers needing acid/base preservation have been pH CHECKED?: Exceptions: VOA, coliform, LLHg, O&G, RAD CHEM, and any container with a septum cap or preserved with HCl.	/		
Short Hold Time Analysis (48 hours or less)? Analysis: <u>N=3</u>	/		Circle: HNO3 (<2) H2SO4 (<2) NaOH (>10) NaOH/ZnAc (>9) Any non-conformance to pH recommendations will be noted on the container count form			
Time 5035A TC placed in Freezer or Short Holds To Lab Time: <u>1502</u>			Residual Chlorine Check (SVOC 625 Pest/PCB 608)	Present	Absent	N/A
Rush TAT Requested (4 days or less):		/	Residual Chlorine Check (Total/Amenable/Free Cyanide)			/
Custody Signatures Present?	/		Headspace Wisconsin Sulfide?			/
Containers Intact?:	/		Headspace in VOA Vials (>6mm): See Container Count form for details	Present	Absent	No VOA Vials Sent
Sample Label (IDs/Dates/Times) Match COC?: Except TCs, which only require sample ID	/		Trip Blank Present?		/	
Extra labels on Terracore Vials? (soils only)			Trip Blank Custody Seals?:		/	

COMMENTS:

Sample Container Count

** Place a RED dot on containers that are out of conformance **

COC Line Item	WGUFU	MeOH (only) SBS DI	VIALS			AMBER GLASS						PLASTIC						OTHER			Matrix	Nitric Red	Sulfuric Yellow	Sodium Hydroxide Green	Sodium Hydroxide/-ZnAc Black									
			DG9H	VG9H	VOA VIAL HS (>6mm)	VG9U	DG9U	VG9T	AG0U	AG1H	AG1U	AG2U	AG3S	AG3SF	AG3C	BP1U	BP1N	BP2U	BP3U	BP3N						BP3F	BP3S	BP3B	BP3Z	CG3H	CG3F	Syringe Kit		
			R																															
1															2	1	2											5	✓	✓		✓		
2															2	1	2											5	✓	✓		✓		
3																																		
4																																		
5																																		
6																																		
7																																		
8																																		
9																																		
10																																		
11																																		
12																																		

Container Codes

Glass				Plastic			
DG9H	40mL HCl amber voa vial	BG1T	1L Na Thiosulfate clear glass	BP1B	1L NaOH plastic	BP4U	125mL unpreserved plastic
DG9P	40mL TSP amber vial	BG1U	1L unpreserved glass	BP1N	1L HNO3 plastic	BP4N	125mL HNO3 plastic
DG9S	40mL H2SO4 amber vial	BG3H	250mL HCl Clear Glass	BP1S	1L H2SO4 plastic	BP4S	125mL H2SO4 plastic
DG9T	40mL Na Thio amber vial	BG3U	250mL Unpres Clear Glass	BP1U	1L unpreserved plastic	Miscellaneous	
DG9U	40mL unpreserved amber vial	AG0U	100mL unpres amber glass	BP1Z	1L NaOH, Zn, Ac		
VG9H	40mL HCl clear vial	AG1H	1L HCl amber glass	BP2N	500mL HNO3 plastic	Syringe Kit	LL Cr+6 sampling kit
VG9T	40mL Na Thio. clear vial	AG1S	1L H2SO4 amber glass	BP2C	500mL NaOH plastic	ZPLC	Ziploc Bag
VG9U	40mL unpreserved clear vial	AG1T	1L Na Thiosulfate amber glass	BP2S	500mL H2SO4 plastic	R	Terracore Kit
I	40mL w/hexane wipe vial	AG1U	1liter unpres amber glass	BP2U	500mL unpreserved plastic	SP5T	120mL Coliform Sodium Thiosulfate
WGKU	8oz unpreserved clear jar	AG2N	500mL HNO3 amber glass	BP2Z	500mL NaOH, Zn Ac	GN	General Container
WGUFU	4oz clear soil jar	AG2S	500mL H2SO4 amber glass	BP3B	250mL NaOH plastic	U	Summa Can (air sample)
JGFU	4oz unpreserved amber wide	AG2U	500mL unpres amber glass	BP3N	250mL HNO3 plastic	WT	Water
CG3H	250mL clear glass HCl	AG3S	250mL H2SO4 amber glass	BP3F	250mL HNO3 plastic-field filtered	SL	Solid Solid
CG3F	250mL clear glass HCl, Field Filter	AG3SF	250mL H2SO4 amb glass -field filtered	BP3U	250mL unpreserved plastic	OL:	Oil
BG1H	1L HCl clear glass	AG3U	250mL unpres amber glass	BP3S	250mL H2SO4 plastic	NAL	Non-aqueous liquid
BG1S	1L H2SO4 clear glass	AG3C	250mL NaOH amber glass	BP3Z	250mL NaOH, ZnAc plastic	WP	Wipe



August 11, 2023

Mr. Mark Breting
ATC Group Services
7988 Centerpoint Drive
Suite 100
Indianapolis, IN 46256

RE: Project: Harding St Ash Pond System
Pace Project No.: 50337211

Dear Mr. Breting:

Enclosed are the analytical results for sample(s) received by the laboratory on February 10, 2023. The results relate only to the samples included in this report. Results reported herein conform to the applicable TNI/NELAC Standards and the laboratory's Quality Manual, where applicable, unless otherwise noted in the body of the report.

The test results provided in this final report were generated by each of the following laboratories within the Pace Network:

- Pace Analytical Services - Indianapolis
- Pace Analytical Services - Greensburg

If you have any questions concerning this report, please feel free to contact me.

Sincerely,

Will Statz
will.statz@pacelabs.com
(317)228-3105
Project Manager

Enclosures

cc: Mohammed Bazlamit, Atlas
Mr. Robert Miller, Haley & Aldrich



REPORT OF LABORATORY ANALYSIS

This report shall not be reproduced, except in full,
without the written consent of Pace Analytical Services, LLC.



CERTIFICATIONS

Project: Harding St Ash Pond System
Pace Project No.: 50337211

Pace Analytical Services Pennsylvania

1638 Roseytown Rd Suites 2,3&4, Greensburg, PA 15601
ANAB DOD-ELAP Rad Accreditation #: L2417
ANABISO/IEC 17025:2017 Rad Cert#: L24170
Alabama Certification #: 41590
Arizona Certification #: AZ0734
Arkansas Certification
California Certification #: 2950
Colorado Certification #: PA01547
Connecticut Certification #: PH-0694
EPA Region 4 DW Rad
Florida/TNI Certification #: E87683
Georgia Certification #: C040
Guam Certification
Hawaii Certification
Idaho Certification
Illinois Certification
Indiana Certification
Iowa Certification #: 391
Kansas Certification #: E-10358
Kentucky Certification #: KY90133
KY WW Permit #: KY0098221
KY WW Permit #: KY0000221
Louisiana DHH/TNI Certification #: LA010
Louisiana DEQ/TNI Certification #: 04086
Maine Certification #: 2023021
Maryland Certification #: 308
Massachusetts Certification #: M-PA1457
Michigan/PADEP Certification #: 9991

Missouri Certification #: 235
Montana Certification #: Cert0082
Nebraska Certification #: NE-OS-29-14
Nevada Certification #: PA014572023-03
New Hampshire/TNI Certification #: 297622
New Jersey/TNI Certification #: PA051
New Mexico Certification #: PA01457
New York/TNI Certification #: 10888
North Carolina Certification #: 42706
North Dakota Certification #: R-190
Ohio EPA Rad Approval: #41249
Oregon/TNI Certification #: PA200002-015
Pennsylvania/TNI Certification #: 65-00282
Puerto Rico Certification #: PA01457
Rhode Island Certification #: 65-00282
South Dakota Certification
Tennessee Certification #: TN02867
Texas/TNI Certification #: T104704188-22-18
Utah/TNI Certification #: PA014572223-14
USDA Soil Permit #: 525-23-67-77263
Vermont Dept. of Health: ID# VT-0282
Virgin Island/PADEP Certification
Virginia/VELAP Certification #: 460198
Washington Certification #: C868
West Virginia DEP Certification #: 143
West Virginia DHHR Certification #: 9964C
Wisconsin Approve List for Rad

Pace Analytical Services Indianapolis

7726 Moller Road, Indianapolis, IN 46268
Illinois Accreditation #: 200074
Indiana Drinking Water Laboratory #: C-49-06
Kansas/TNI Certification #: E-10177
Kentucky UST Agency Interest #: 80226
Kentucky WW Laboratory ID #: 98019
Michigan Drinking Water Laboratory #9050

Ohio VAP Certified Laboratory #: CL0065
Oklahoma Laboratory #: 9204
Texas Certification #: T104704355
Wisconsin Laboratory #: 999788130
USDA Foreign Soil Permit #: 525-23-13-23119
USDA Compliance Agreement #: IN-SL-22-001

REPORT OF LABORATORY ANALYSIS

This report shall not be reproduced, except in full,
without the written consent of Pace Analytical Services, LLC.



SAMPLE SUMMARY

Project: Harding St Ash Pond System

Pace Project No.: 50337211

Lab ID	Sample ID	Matrix	Date Collected	Date Received
50337211001	MW-109I	Water	02/09/23 12:20	02/10/23 13:30
50337211002	MW-109D	Water	02/09/23 14:15	02/10/23 13:30
50337211003	MW-110S	Water	02/09/23 13:00	02/10/23 13:30
50337211004	MW-110D	Water	02/09/23 11:00	02/10/23 13:30
50337211005	MW-110S MS	Water	02/09/23 13:00	02/10/23 13:30
50337211006	MW-110S MSD	Water	02/09/23 13:00	02/10/23 13:30

REPORT OF LABORATORY ANALYSIS

This report shall not be reproduced, except in full,
without the written consent of Pace Analytical Services, LLC.



SAMPLE ANALYTE COUNT

Project: Harding St Ash Pond System
 Pace Project No.: 50337211

Lab ID	Sample ID	Method	Analysts	Analytes Reported	Laboratory		
50337211001	MW-109I	EPA 9056	ADM	3	PASI-I		
		EPA 6010	JPK	9	PASI-I		
		EPA 6010	JPK	2	PASI-I		
		EPA 6020	CAW	10	PASI-I		
		EPA 903.1	GDH	1	PASI-PA		
		EPA 904.0	JGH	1	PASI-PA		
		Total Radium Calculation	JAL	1	PASI-PA		
		SM 2320B	DAW	3	PASI-I		
		SM 2540C	TRK	1	PASI-I		
		SM 4500-CI G	BEP	1	PASI-I		
		SM 4500-H+B	BMS	1	PASI-I		
		SM 4500-S2-D	BEP	1	PASI-I		
		HACH 8146	BEP	1	PASI-I		
		EPA 353.2	OAS	2	PASI-I		
		EPA 365.1	YAM	1	PASI-I		
		SM 5310C	ATS	1	PASI-I		
		SM 5310C	ATS	1	PASI-I		
		50337211002	MW-109D	EPA 9056	ADM	3	PASI-I
				EPA 6010	JPK	9	PASI-I
				EPA 6010	JPK	2	PASI-I
EPA 6020	CAW			10	PASI-I		
EPA 903.1	GDH			1	PASI-PA		
EPA 904.0	JGH			1	PASI-PA		
Total Radium Calculation	JAL			1	PASI-PA		
SM 2320B	DAW			3	PASI-I		
SM 2540C	TRK			1	PASI-I		
SM 4500-CI G	BEP			1	PASI-I		
SM 4500-H+B	BMS			1	PASI-I		
SM 4500-S2-D	BEP			1	PASI-I		
HACH 8146	BEP			1	PASI-I		
EPA 353.2	OAS			2	PASI-I		
EPA 365.1	YAM			1	PASI-I		
SM 5310C	ATS			1	PASI-I		
SM 5310C	ATS			1	PASI-I		
50337211003	MW-110S			EPA 9056	ADM	3	PASI-I
				EPA 6010	JPK	9	PASI-I
				EPA 6010	JPK	2	PASI-I

REPORT OF LABORATORY ANALYSIS

This report shall not be reproduced, except in full,
 without the written consent of Pace Analytical Services, LLC.



SAMPLE ANALYTE COUNT

Project: Harding St Ash Pond System
 Pace Project No.: 50337211

Lab ID	Sample ID	Method	Analysts	Analytes Reported	Laboratory
50337211004	MW-110D	EPA 6020	CAW	10	PASI-I
		EPA 903.1	GDH	1	PASI-PA
		EPA 904.0	JGH	1	PASI-PA
		Total Radium Calculation	JAL	1	PASI-PA
		SM 2320B	DAW	3	PASI-I
		SM 2540C	TRK	1	PASI-I
		SM 4500-CI G	BEP	1	PASI-I
		SM 4500-H+B	BMS	1	PASI-I
		SM 4500-S2-D	BEP	1	PASI-I
		HACH 8146	BEP	1	PASI-I
		EPA 353.2	OAS	2	PASI-I
		EPA 365.1	YAM	1	PASI-I
		SM 5310C	ATS	1	PASI-I
		SM 5310C	ATS	1	PASI-I
		EPA 9056	ADM	3	PASI-I
		EPA 6010	JPK	9	PASI-I
		EPA 6010	JPK	2	PASI-I
		EPA 6020	CAW	10	PASI-I
		EPA 903.1	GDH	1	PASI-PA
		EPA 904.0	JGH	1	PASI-PA
		Total Radium Calculation	JAL	1	PASI-PA
		SM 2320B	DAW	3	PASI-I
		SM 2540C	TRK	1	PASI-I
		SM 4500-CI G	BEP	1	PASI-I
		SM 4500-H+B	BMS	1	PASI-I
		SM 4500-S2-D	BEP	1	PASI-I
		HACH 8146	BEP	1	PASI-I
EPA 353.2	OAS	2	PASI-I		
EPA 365.1	YAM	1	PASI-I		
SM 5310C	ATS	1	PASI-I		
SM 5310C	ATS	1	PASI-I		
50337211005	MW-110S MS	EPA 903.1	GDH	1	PASI-PA
		EPA 904.0	JGH	1	PASI-PA
50337211006	MW-110S MSD	EPA 903.1	GDH	1	PASI-PA
		EPA 904.0	JGH	1	PASI-PA

PASI-I = Pace Analytical Services - Indianapolis
 PASI-PA = Pace Analytical Services - Greensburg

REPORT OF LABORATORY ANALYSIS

This report shall not be reproduced, except in full,
 without the written consent of Pace Analytical Services, LLC.



SUMMARY OF DETECTION

Project: Harding St Ash Pond System

Pace Project No.: 50337211

Lab Sample ID	Client Sample ID	Result	Units	Report Limit	Analyzed	Qualifiers
Method	Parameters					
50337211001	MW-109I					
EPA 9056	Chloride	120	mg/L	2.5	02/15/23 19:53	
EPA 9056	Fluoride	0.22	mg/L	0.10	02/13/23 13:24	
EPA 9056	Sulfate	77.7	mg/L	2.5	02/15/23 19:53	
EPA 6010	Boron	938	ug/L	100	02/15/23 04:23	
EPA 6010	Calcium	100000	ug/L	1000	02/15/23 04:23	
EPA 6010	Magnesium	27400	ug/L	1000	02/15/23 04:23	
EPA 6010	Manganese	188	ug/L	10.0	02/15/23 04:23	
EPA 6010	Potassium	3920	ug/L	1000	02/15/23 04:23	
EPA 6010	Silica	14500	ug/L	450	02/15/23 04:23	N2
EPA 6010	Sodium	63700	ug/L	1000	02/15/23 04:23	
EPA 6010	Manganese, Dissolved	185	ug/L	10.0	02/15/23 02:34	
EPA 6020	Arsenic	2.0	ug/L	1.0	02/15/23 03:41	
EPA 6020	Barium	162	ug/L	1.0	02/15/23 03:41	
EPA 6020	Molybdenum	4.1	ug/L	1.0	02/15/23 03:41	
EPA 903.1	Radium-226	0.959 ± 0.827	pCi/L		02/24/23 14:04	
		(1.23) C:NA T:97%				
EPA 904.0	Radium-228	0.935 ± 0.467	pCi/L		02/23/23 11:45	
		(0.827) C:78%				
		T:86%				
Total Radium Calculation	Total Radium	1.89 ± 1.29 (2.06)	pCi/L		02/24/23 16:41	
SM 2320B	Alkalinity, Total as CaCO3	312	mg/L	10.0	02/14/23 21:00	
SM 2320B	Alkalinity,Bicarbonate (CaCO3)	312	mg/L	10.0	02/14/23 21:00	
SM 2540C	Total Dissolved Solids	591	mg/L	10.0	02/13/23 12:56	
SM 4500-H+B	pH at 25 Degrees C	7.6	Std. Units	0.10	02/17/23 12:13	H3
SM 5310C	Total Organic Carbon	1.6	mg/L	1.0	02/17/23 16:34	
SM 5310C	Dissolved Organic Carbon	1.6	mg/L	1.0	02/17/23 19:25	
50337211002	MW-109D					
EPA 9056	Chloride	117	mg/L	25.0	02/15/23 20:26	
EPA 9056	Fluoride	0.20	mg/L	0.10	02/13/23 14:16	
EPA 9056	Sulfate	52.5	mg/L	2.5	02/15/23 20:10	
EPA 6010	Boron	1140	ug/L	100	02/15/23 04:26	
EPA 6010	Calcium	85300	ug/L	1000	02/15/23 04:26	
EPA 6010	Magnesium	21600	ug/L	1000	02/15/23 04:26	
EPA 6010	Manganese	72.0	ug/L	10.0	02/15/23 04:26	
EPA 6010	Potassium	2220	ug/L	1000	02/15/23 04:26	
EPA 6010	Silica	12200	ug/L	450	02/15/23 04:26	N2
EPA 6010	Sodium	65800	ug/L	1000	02/15/23 04:26	
EPA 6010	Manganese, Dissolved	72.3	ug/L	10.0	02/15/23 02:37	
EPA 6020	Arsenic	2.3	ug/L	1.0	02/15/23 04:29	
EPA 6020	Barium	72.1	ug/L	1.0	02/15/23 04:29	
EPA 6020	Molybdenum	5.6	ug/L	1.0	02/15/23 04:29	

REPORT OF LABORATORY ANALYSIS

This report shall not be reproduced, except in full,
without the written consent of Pace Analytical Services, LLC.



SUMMARY OF DETECTION

Project: Harding St Ash Pond System

Pace Project No.: 50337211

Lab Sample ID	Client Sample ID	Result	Units	Report Limit	Analyzed	Qualifiers
Method	Parameters					
50337211002	MW-109D					
EPA 903.1	Radium-226	0.465 ± 0.682 (1.16) C:NA T:103%	pCi/L		02/24/23 14:26	
EPA 904.0	Radium-228	0.512 ± 0.404 (0.814) C:81% T:99%	pCi/L		02/23/23 11:45	
Total Radium Calculation	Total Radium	0.977 ± 1.09 (1.97)	pCi/L		02/24/23 16:41	
SM 2320B	Alkalinity, Total as CaCO3	264	mg/L	10.0	02/14/23 21:00	
SM 2320B	Alkalinity,Bicarbonate (CaCO3)	264	mg/L	10.0	02/14/23 21:00	
SM 2540C	Total Dissolved Solids	529	mg/L	10.0	02/13/23 12:57	
SM 4500-H+B	pH at 25 Degrees C	7.6	Std. Units	0.10	02/17/23 12:16	H3
HACH 8146	Iron, Ferrous	0.20	mg/L	0.20	02/13/23 17:39	H3,N2
SM 5310C	Total Organic Carbon	1.2	mg/L	1.0	02/17/23 16:45	
SM 5310C	Dissolved Organic Carbon	1.2	mg/L	1.0	02/17/23 19:36	
50337211003	MW-110S					
EPA 9056	Chloride	135	mg/L	25.0	02/15/23 19:06	
EPA 9056	Fluoride	0.19	mg/L	0.10	02/13/23 15:08	
EPA 9056	Sulfate	428	mg/L	25.0	02/15/23 19:06	
EPA 6010	Boron	1350	ug/L	100	02/15/23 04:32	
EPA 6010	Calcium	208000	ug/L	2000	02/15/23 04:51	
EPA 6010	Lithium	27.2	ug/L	20.0	02/15/23 04:32	
EPA 6010	Magnesium	59400	ug/L	1000	02/15/23 04:32	
EPA 6010	Manganese	590	ug/L	10.0	02/15/23 04:32	
EPA 6010	Potassium	5870	ug/L	1000	02/15/23 04:32	
EPA 6010	Silica	13700	ug/L	450	02/15/23 04:32	N2
EPA 6010	Sodium	89400	ug/L	1000	02/15/23 04:32	
EPA 6010	Manganese, Dissolved	568	ug/L	10.0	02/15/23 02:40	
EPA 6010	Molybdenum, Dissolved	13.2	ug/L	10.0	02/15/23 02:40	
EPA 6020	Arsenic	1.9	ug/L	1.0	02/15/23 04:33	
EPA 6020	Barium	54.2	ug/L	1.0	02/15/23 04:33	
EPA 6020	Molybdenum	12.8	ug/L	1.0	02/15/23 04:33	
EPA 903.1	Radium-226	0.456 ± 0.497 (0.782) C:NA T:92%	pCi/L		02/24/23 14:26	
EPA 904.0	Radium-228	0.836 ± 0.499 (0.948) C:64% T:104%	pCi/L		02/23/23 11:46	
Total Radium Calculation	Total Radium	1.29 ± 0.996 (1.73)	pCi/L		02/24/23 16:41	
SM 2320B	Alkalinity, Total as CaCO3	392	mg/L	10.0	02/13/23 21:02	
SM 2320B	Alkalinity,Bicarbonate (CaCO3)	392	mg/L	10.0	02/13/23 21:02	
SM 2540C	Total Dissolved Solids	1220	mg/L	20.0	02/13/23 12:57	

REPORT OF LABORATORY ANALYSIS

This report shall not be reproduced, except in full,
without the written consent of Pace Analytical Services, LLC.



SUMMARY OF DETECTION

Project: Harding St Ash Pond System

Pace Project No.: 50337211

Lab Sample ID Method	Client Sample ID Parameters	Result	Units	Report Limit	Analyzed	Qualifiers
50337211003	MW-110S					
SM 4500-H+B	pH at 25 Degrees C	7.0	Std. Units	0.10	02/18/23 14:08	H3
SM 5310C	Total Organic Carbon	1.8	mg/L	1.0	02/17/23 16:56	
SM 5310C	Dissolved Organic Carbon	1.7	mg/L	1.0	02/17/23 19:48	
50337211004	MW-110D					
EPA 9056	Chloride	152	mg/L	25.0	02/15/23 20:42	
EPA 9056	Fluoride	0.25	mg/L	0.10	02/13/23 18:18	
EPA 9056	Sulfate	319	mg/L	25.0	02/15/23 20:42	
EPA 6010	Aluminum	817	ug/L	200	02/15/23 04:29	
EPA 6010	Boron	4170	ug/L	100	02/15/23 04:29	
EPA 6010	Calcium	138000	ug/L	1000	02/15/23 04:29	
EPA 6010	Lithium	58.8	ug/L	20.0	02/15/23 04:29	
EPA 6010	Magnesium	42200	ug/L	1000	02/15/23 04:29	
EPA 6010	Manganese	247	ug/L	10.0	02/15/23 04:29	
EPA 6010	Potassium	8440	ug/L	1000	02/15/23 04:29	
EPA 6010	Silica	15800	ug/L	450	02/15/23 04:29	N2
EPA 6010	Sodium	106000	ug/L	1000	02/15/23 04:29	
EPA 6010	Manganese, Dissolved	236	ug/L	10.0	02/15/23 02:56	
EPA 6010	Molybdenum, Dissolved	141	ug/L	10.0	02/15/23 02:56	
EPA 6020	Arsenic	1.5	ug/L	1.0	02/15/23 05:09	
EPA 6020	Barium	55.6	ug/L	1.0	02/15/23 05:09	
EPA 6020	Molybdenum	141	ug/L	1.0	02/15/23 05:09	
EPA 903.1	Radium-226	0.0809 ± 0.526 (1.06) C:NA T:92%	pCi/L		02/24/23 14:26	
EPA 904.0	Radium-228	0.647 ± 0.501 (0.999) C:64% T:89%	pCi/L		02/23/23 11:46	
Total Radium Calculation	Total Radium	0.728 ± 1.03 (2.06)	pCi/L		02/24/23 16:41	
SM 2320B	Alkalinity, Total as CaCO3	243	mg/L	10.0	02/14/23 21:00	
SM 2320B	Alkalinity,Bicarbonate (CaCO3)	243	mg/L	10.0	02/14/23 21:00	
SM 2540C	Total Dissolved Solids	996	mg/L	20.0	02/13/23 12:57	
SM 4500-H+B	pH at 25 Degrees C	7.7	Std. Units	0.10	02/17/23 12:11	H3
50337211005	MW-110S MS					
EPA 903.1	Radium-226	97.31 %REC ± NA (NA) C:NA T:NA	pCi/L		02/24/23 14:26	
EPA 904.0	Radium-228	70.98 %REC ± NA (NA) C:NA T:NA	pCi/L		02/23/23 11:46	

REPORT OF LABORATORY ANALYSIS

This report shall not be reproduced, except in full,
without the written consent of Pace Analytical Services, LLC.



SUMMARY OF DETECTION

Project: Harding St Ash Pond System

Pace Project No.: 50337211

Lab Sample ID Method	Client Sample ID Parameters	Result	Units	Report Limit	Analyzed	Qualifiers
50337211006	MW-110S MSD					
EPA 903.1	Radium-226	92.69 %REC 4.86RPD ± NA (NA) C:NA T:NA	pCi/L		02/24/23 14:26	
EPA 904.0	Radium-228	79.23 %REC 10.99RPD ± NA (NA) C:NA T:NA	pCi/L		02/23/23 11:46	

REPORT OF LABORATORY ANALYSIS

This report shall not be reproduced, except in full,
without the written consent of Pace Analytical Services, LLC.



ANALYTICAL RESULTS

Project: Harding St Ash Pond System
 Pace Project No.: 50337211

Sample: MW-109I		Lab ID: 50337211001		Collected: 02/09/23 12:20		Received: 02/10/23 13:30		Matrix: Water	
Parameters	Results	Units	Report Limit	MDL	DF	Prepared	Analyzed	CAS No.	Qual
9056 IC Anions		Analytical Method: EPA 9056 Pace Analytical Services - Indianapolis							
Chloride	120	mg/L	2.5	0.67	10		02/15/23 19:53	16887-00-6	
Fluoride	0.22	mg/L	0.10	0.017	1		02/13/23 13:24	16984-48-8	
Sulfate	77.7	mg/L	2.5	0.85	10		02/15/23 19:53	14808-79-8	
6010 MET ICP		Analytical Method: EPA 6010 Preparation Method: EPA 3010 Pace Analytical Services - Indianapolis							
Aluminum	ND	ug/L	200	55.4	1	02/14/23 09:00	02/15/23 04:23	7429-90-5	
Boron	938	ug/L	100	37.6	1	02/14/23 09:00	02/15/23 04:23	7440-42-8	
Calcium	100000	ug/L	1000	163	1	02/14/23 09:00	02/15/23 04:23	7440-70-2	
Lithium	ND	ug/L	20.0	6.2	1	02/14/23 09:00	02/15/23 04:23	7439-93-2	
Magnesium	27400	ug/L	1000	71.8	1	02/14/23 09:00	02/15/23 04:23	7439-95-4	
Manganese	188	ug/L	10.0	2.5	1	02/14/23 09:00	02/15/23 04:23	7439-96-5	
Potassium	3920	ug/L	1000	281	1	02/14/23 09:00	02/15/23 04:23	7440-09-7	
Silica	14500	ug/L	450		1	02/14/23 09:00	02/15/23 04:23	7631-86-9	N2
Sodium	63700	ug/L	1000	214	1	02/14/23 09:00	02/15/23 04:23	7440-23-5	
6010 MET ICP, Dissolved		Analytical Method: EPA 6010 Preparation Method: EPA 3010 Pace Analytical Services - Indianapolis							
Manganese, Dissolved	185	ug/L	10.0	2.5	1	02/14/23 09:00	02/15/23 02:34	7439-96-5	
Molybdenum, Dissolved	ND	ug/L	10.0	3.7	1	02/14/23 09:00	02/15/23 02:34	7439-98-7	
6020 MET ICPMS		Analytical Method: EPA 6020 Preparation Method: EPA 200.2 Pace Analytical Services - Indianapolis							
Antimony	ND	ug/L	1.0	0.13	1	02/13/23 15:25	02/15/23 03:41	7440-36-0	
Arsenic	2.0	ug/L	1.0	0.10	1	02/13/23 15:25	02/15/23 03:41	7440-38-2	
Barium	162	ug/L	1.0	0.14	1	02/13/23 15:25	02/15/23 03:41	7440-39-3	
Beryllium	ND	ug/L	0.20	0.026	1	02/13/23 15:25	02/15/23 03:41	7440-41-7	
Cadmium	ND	ug/L	0.20	0.054	1	02/13/23 15:25	02/15/23 03:41	7440-43-9	
Cobalt	ND	ug/L	1.0	0.082	1	02/13/23 15:25	02/15/23 03:41	7440-48-4	
Lead	ND	ug/L	1.0	0.080	1	02/13/23 15:25	02/15/23 03:41	7439-92-1	
Molybdenum	4.1	ug/L	1.0	0.072	1	02/13/23 15:25	02/15/23 03:41	7439-98-7	
Selenium	ND	ug/L	1.0	0.44	1	02/13/23 15:25	02/15/23 03:41	7782-49-2	
Thallium	ND	ug/L	1.0	0.072	1	02/13/23 15:25	02/15/23 03:41	7440-28-0	
2320B Alkalinity		Analytical Method: SM 2320B Pace Analytical Services - Indianapolis							
Alkalinity, Total as CaCO3	312	mg/L	10.0	10.0	1		02/14/23 21:00		
Alkalinity,Bicarbonate (CaCO3)	312	mg/L	10.0	10.0	1		02/14/23 21:00		
Alkalinity,Carbonate (CaCO3)	ND	mg/L	10.0	10.0	1		02/14/23 21:00		
2540C Total Dissolved Solids		Analytical Method: SM 2540C Pace Analytical Services - Indianapolis							
Total Dissolved Solids	591	mg/L	10.0	10.0	1		02/13/23 12:56		

REPORT OF LABORATORY ANALYSIS

This report shall not be reproduced, except in full,
 without the written consent of Pace Analytical Services, LLC.



ANALYTICAL RESULTS

Project: Harding St Ash Pond System
 Pace Project No.: 50337211

Sample: MW-109I		Lab ID: 50337211001		Collected: 02/09/23 12:20	Received: 02/10/23 13:30	Matrix: Water				
Parameters	Results	Units	Report Limit	MDL	DF	Prepared	Analyzed	CAS No.	Qual	
4500CL G Chlorine, Residual		Analytical Method: SM 4500-Cl G Pace Analytical Services - Indianapolis								
Chlorine, Total Residual	ND	mg/L	0.10	0.034	1		02/13/23 13:49	7782-50-5	H3	
4500H+ pH, Electrometric		Analytical Method: SM 4500-H+B Pace Analytical Services - Indianapolis								
pH at 25 Degrees C	7.6	Std. Units	0.10	0.10	1		02/17/23 12:13		H3	
4500S2D Sulfide Water		Analytical Method: SM 4500-S2-D Pace Analytical Services - Indianapolis								
Sulfide	ND	mg/L	0.10	0.025	1		02/14/23 14:29	18496-25-8		
Iron, Ferrous		Analytical Method: HACH 8146 Pace Analytical Services - Indianapolis								
Iron, Ferrous	ND	mg/L	0.20	0.035	1		02/13/23 17:39	15438-31-0	H3,N2	
353.2 Nitrogen, NO2/NO3 unpres		Analytical Method: EPA 353.2 Pace Analytical Services - Indianapolis								
Nitrogen, Nitrate	ND	mg/L	0.10	0.011	1		02/10/23 15:42	14797-55-8		
Nitrogen, Nitrite	ND	mg/L	0.10	0.0040	1		02/10/23 15:42	14797-65-0		
365.1 Total Phosphorus		Analytical Method: EPA 365.1 Preparation Method: EPA 365.1 Pace Analytical Services - Indianapolis								
Phosphate as P04	ND	mg/L	0.15	0.15	1	02/13/23 09:30	02/15/23 11:53			
5310C TOC		Analytical Method: SM 5310C Pace Analytical Services - Indianapolis								
Total Organic Carbon	1.6	mg/L	1.0	0.24	1		02/17/23 16:34	7440-44-0		
5310C Dissolved Organic Carbon		Analytical Method: SM 5310C Pace Analytical Services - Indianapolis								
Dissolved Organic Carbon	1.6	mg/L	1.0	0.24	1		02/17/23 19:25			

REPORT OF LABORATORY ANALYSIS

This report shall not be reproduced, except in full,
 without the written consent of Pace Analytical Services, LLC.



ANALYTICAL RESULTS

Project: Harding St Ash Pond System
 Pace Project No.: 50337211

Sample: MW-109D		Lab ID: 50337211002		Collected: 02/09/23 14:15		Received: 02/10/23 13:30		Matrix: Water	
Parameters	Results	Units	Report Limit	MDL	DF	Prepared	Analyzed	CAS No.	Qual
9056 IC Anions									
Analytical Method: EPA 9056									
Pace Analytical Services - Indianapolis									
Chloride	117	mg/L	25.0	6.7	100		02/15/23 20:26	16887-00-6	
Fluoride	0.20	mg/L	0.10	0.017	1		02/13/23 14:16	16984-48-8	
Sulfate	52.5	mg/L	2.5	0.85	10		02/15/23 20:10	14808-79-8	
6010 MET ICP									
Analytical Method: EPA 6010 Preparation Method: EPA 3010									
Pace Analytical Services - Indianapolis									
Aluminum	ND	ug/L	200	55.4	1	02/14/23 09:00	02/15/23 04:26	7429-90-5	
Boron	1140	ug/L	100	37.6	1	02/14/23 09:00	02/15/23 04:26	7440-42-8	
Calcium	85300	ug/L	1000	163	1	02/14/23 09:00	02/15/23 04:26	7440-70-2	
Lithium	ND	ug/L	20.0	6.2	1	02/14/23 09:00	02/15/23 04:26	7439-93-2	
Magnesium	21600	ug/L	1000	71.8	1	02/14/23 09:00	02/15/23 04:26	7439-95-4	
Manganese	72.0	ug/L	10.0	2.5	1	02/14/23 09:00	02/15/23 04:26	7439-96-5	
Potassium	2220	ug/L	1000	281	1	02/14/23 09:00	02/15/23 04:26	7440-09-7	
Silica	12200	ug/L	450		1	02/14/23 09:00	02/15/23 04:26	7631-86-9	N2
Sodium	65800	ug/L	1000	214	1	02/14/23 09:00	02/15/23 04:26	7440-23-5	
6010 MET ICP, Dissolved									
Analytical Method: EPA 6010 Preparation Method: EPA 3010									
Pace Analytical Services - Indianapolis									
Manganese, Dissolved	72.3	ug/L	10.0	2.5	1	02/14/23 09:00	02/15/23 02:37	7439-96-5	
Molybdenum, Dissolved	ND	ug/L	10.0	3.7	1	02/14/23 09:00	02/15/23 02:37	7439-98-7	
6020 MET ICPMS									
Analytical Method: EPA 6020 Preparation Method: EPA 200.2									
Pace Analytical Services - Indianapolis									
Antimony	ND	ug/L	1.0	0.13	1	02/13/23 15:25	02/15/23 04:29	7440-36-0	
Arsenic	2.3	ug/L	1.0	0.10	1	02/13/23 15:25	02/15/23 04:29	7440-38-2	
Barium	72.1	ug/L	1.0	0.14	1	02/13/23 15:25	02/15/23 04:29	7440-39-3	
Beryllium	ND	ug/L	0.20	0.026	1	02/13/23 15:25	02/16/23 00:39	7440-41-7	
Cadmium	ND	ug/L	0.20	0.054	1	02/13/23 15:25	02/15/23 04:29	7440-43-9	
Cobalt	ND	ug/L	1.0	0.082	1	02/13/23 15:25	02/15/23 04:29	7440-48-4	
Lead	ND	ug/L	1.0	0.080	1	02/13/23 15:25	02/15/23 04:29	7439-92-1	
Molybdenum	5.6	ug/L	1.0	0.072	1	02/13/23 15:25	02/15/23 04:29	7439-98-7	
Selenium	ND	ug/L	1.0	0.44	1	02/13/23 15:25	02/15/23 04:29	7782-49-2	
Thallium	ND	ug/L	1.0	0.072	1	02/13/23 15:25	02/15/23 04:29	7440-28-0	
2320B Alkalinity									
Analytical Method: SM 2320B									
Pace Analytical Services - Indianapolis									
Alkalinity, Total as CaCO3	264	mg/L	10.0	10.0	1		02/14/23 21:00		
Alkalinity,Bicarbonate (CaCO3)	264	mg/L	10.0	10.0	1		02/14/23 21:00		
Alkalinity,Carbonate (CaCO3)	ND	mg/L	10.0	10.0	1		02/14/23 21:00		
2540C Total Dissolved Solids									
Analytical Method: SM 2540C									
Pace Analytical Services - Indianapolis									
Total Dissolved Solids	529	mg/L	10.0	10.0	1		02/13/23 12:57		

REPORT OF LABORATORY ANALYSIS

This report shall not be reproduced, except in full,
 without the written consent of Pace Analytical Services, LLC.



ANALYTICAL RESULTS

Project: Harding St Ash Pond System
 Pace Project No.: 50337211

Sample: MW-109D		Lab ID: 50337211002		Collected: 02/09/23 14:15	Received: 02/10/23 13:30	Matrix: Water			
Parameters	Results	Units	Report Limit	MDL	DF	Prepared	Analyzed	CAS No.	Qual
4500CL G Chlorine, Residual		Analytical Method: SM 4500-Cl G Pace Analytical Services - Indianapolis							
Chlorine, Total Residual	ND	mg/L	0.10	0.034	1		02/13/23 13:50	7782-50-5	H3
4500H+ pH, Electrometric		Analytical Method: SM 4500-H+B Pace Analytical Services - Indianapolis							
pH at 25 Degrees C	7.6	Std. Units	0.10	0.10	1		02/17/23 12:16		H3
4500S2D Sulfide Water		Analytical Method: SM 4500-S2-D Pace Analytical Services - Indianapolis							
Sulfide	ND	mg/L	0.10	0.025	1		02/14/23 14:29	18496-25-8	
Iron, Ferrous		Analytical Method: HACH 8146 Pace Analytical Services - Indianapolis							
Iron, Ferrous	0.20	mg/L	0.20	0.035	1		02/13/23 17:39	15438-31-0	H3,N2
353.2 Nitrogen, NO2/NO3 unpres		Analytical Method: EPA 353.2 Pace Analytical Services - Indianapolis							
Nitrogen, Nitrate	ND	mg/L	0.10	0.011	1		02/10/23 15:49	14797-55-8	
Nitrogen, Nitrite	ND	mg/L	0.10	0.0040	1		02/10/23 15:49	14797-65-0	
365.1 Total Phosphorus		Analytical Method: EPA 365.1 Preparation Method: EPA 365.1 Pace Analytical Services - Indianapolis							
Phosphate as P04	ND	mg/L	0.15	0.15	1	02/13/23 09:30	02/15/23 11:53		
5310C TOC		Analytical Method: SM 5310C Pace Analytical Services - Indianapolis							
Total Organic Carbon	1.2	mg/L	1.0	0.24	1		02/17/23 16:45	7440-44-0	
5310C Dissolved Organic Carbon		Analytical Method: SM 5310C Pace Analytical Services - Indianapolis							
Dissolved Organic Carbon	1.2	mg/L	1.0	0.24	1		02/17/23 19:36		

REPORT OF LABORATORY ANALYSIS

This report shall not be reproduced, except in full,
 without the written consent of Pace Analytical Services, LLC.



ANALYTICAL RESULTS

Project: Harding St Ash Pond System
 Pace Project No.: 50337211

Sample: MW-110S		Lab ID: 50337211003		Collected: 02/09/23 13:00		Received: 02/10/23 13:30		Matrix: Water	
Parameters	Results	Units	Report Limit	MDL	DF	Prepared	Analyzed	CAS No.	Qual
9056 IC Anions		Analytical Method: EPA 9056 Pace Analytical Services - Indianapolis							
Chloride	135	mg/L	25.0	6.7	100		02/15/23 19:06	16887-00-6	
Fluoride	0.19	mg/L	0.10	0.017	1		02/13/23 15:08	16984-48-8	
Sulfate	428	mg/L	25.0	8.5	100		02/15/23 19:06	14808-79-8	
6010 MET ICP		Analytical Method: EPA 6010 Preparation Method: EPA 3010 Pace Analytical Services - Indianapolis							
Aluminum	ND	ug/L	200	55.4	1	02/14/23 09:00	02/15/23 04:32	7429-90-5	
Boron	1350	ug/L	100	37.6	1	02/14/23 09:00	02/15/23 04:32	7440-42-8	
Calcium	208000	ug/L	2000	326	2	02/14/23 09:00	02/15/23 04:51	7440-70-2	
Lithium	27.2	ug/L	20.0	6.2	1	02/14/23 09:00	02/15/23 04:32	7439-93-2	
Magnesium	59400	ug/L	1000	71.8	1	02/14/23 09:00	02/15/23 04:32	7439-95-4	
Manganese	590	ug/L	10.0	2.5	1	02/14/23 09:00	02/15/23 04:32	7439-96-5	
Potassium	5870	ug/L	1000	281	1	02/14/23 09:00	02/15/23 04:32	7440-09-7	
Silica	13700	ug/L	450		1	02/14/23 09:00	02/15/23 04:32	7631-86-9	N2
Sodium	89400	ug/L	1000	214	1	02/14/23 09:00	02/15/23 04:32	7440-23-5	
6010 MET ICP, Dissolved		Analytical Method: EPA 6010 Preparation Method: EPA 3010 Pace Analytical Services - Indianapolis							
Manganese, Dissolved	568	ug/L	10.0	2.5	1	02/14/23 09:00	02/15/23 02:40	7439-96-5	
Molybdenum, Dissolved	13.2	ug/L	10.0	3.7	1	02/14/23 09:00	02/15/23 02:40	7439-98-7	
6020 MET ICPMS		Analytical Method: EPA 6020 Preparation Method: EPA 200.2 Pace Analytical Services - Indianapolis							
Antimony	ND	ug/L	1.0	0.13	1	02/13/23 15:25	02/15/23 04:33	7440-36-0	
Arsenic	1.9	ug/L	1.0	0.10	1	02/13/23 15:25	02/15/23 04:33	7440-38-2	
Barium	54.2	ug/L	1.0	0.14	1	02/13/23 15:25	02/15/23 04:33	7440-39-3	
Beryllium	ND	ug/L	0.20	0.026	1	02/13/23 15:25	02/16/23 00:07	7440-41-7	
Cadmium	ND	ug/L	0.20	0.054	1	02/13/23 15:25	02/15/23 04:33	7440-43-9	
Cobalt	ND	ug/L	1.0	0.082	1	02/13/23 15:25	02/15/23 04:33	7440-48-4	
Lead	ND	ug/L	1.0	0.080	1	02/13/23 15:25	02/15/23 04:33	7439-92-1	
Molybdenum	12.8	ug/L	1.0	0.072	1	02/13/23 15:25	02/15/23 04:33	7439-98-7	
Selenium	ND	ug/L	1.0	0.44	1	02/13/23 15:25	02/15/23 04:33	7782-49-2	
Thallium	ND	ug/L	1.0	0.072	1	02/13/23 15:25	02/15/23 04:33	7440-28-0	
2320B Alkalinity		Analytical Method: SM 2320B Pace Analytical Services - Indianapolis							
Alkalinity, Total as CaCO3	392	mg/L	10.0	10.0	1		02/13/23 21:02		
Alkalinity,Bicarbonate (CaCO3)	392	mg/L	10.0	10.0	1		02/13/23 21:02		
Alkalinity,Carbonate (CaCO3)	ND	mg/L	10.0	10.0	1		02/13/23 21:02		
2540C Total Dissolved Solids		Analytical Method: SM 2540C Pace Analytical Services - Indianapolis							
Total Dissolved Solids	1220	mg/L	20.0	20.0	1		02/13/23 12:57		

REPORT OF LABORATORY ANALYSIS

This report shall not be reproduced, except in full,
 without the written consent of Pace Analytical Services, LLC.



ANALYTICAL RESULTS

Project: Harding St Ash Pond System
 Pace Project No.: 50337211

Sample: MW-110S Lab ID: 50337211003 Collected: 02/09/23 13:00 Received: 02/10/23 13:30 Matrix: Water									
Parameters	Results	Units	Report Limit	MDL	DF	Prepared	Analyzed	CAS No.	Qual
4500CL G Chlorine, Residual									
Analytical Method: SM 4500-Cl G Pace Analytical Services - Indianapolis									
Chlorine, Total Residual	ND	mg/L	0.10	0.034	1		02/13/23 13:49	7782-50-5	H3
4500H+ pH, Electrometric									
Analytical Method: SM 4500-H+B Pace Analytical Services - Indianapolis									
pH at 25 Degrees C	7.0	Std. Units	0.10	0.10	1		02/18/23 14:08		H3
4500S2D Sulfide Water									
Analytical Method: SM 4500-S2-D Pace Analytical Services - Indianapolis									
Sulfide	ND	mg/L	0.10	0.025	1		02/14/23 14:29	18496-25-8	
Iron, Ferrous									
Analytical Method: HACH 8146 Pace Analytical Services - Indianapolis									
Iron, Ferrous	ND	mg/L	0.20	0.035	1		02/13/23 17:39	15438-31-0	H3,N2
353.2 Nitrogen, NO2/NO3 unpres									
Analytical Method: EPA 353.2 Pace Analytical Services - Indianapolis									
Nitrogen, Nitrate	ND	mg/L	0.10	0.011	1		02/10/23 15:44	14797-55-8	
Nitrogen, Nitrite	ND	mg/L	0.10	0.0040	1		02/10/23 15:44	14797-65-0	
365.1 Total Phosphorus									
Analytical Method: EPA 365.1 Preparation Method: EPA 365.1 Pace Analytical Services - Indianapolis									
Phosphate as P04	ND	mg/L	0.15	0.15	1	02/13/23 09:30	02/15/23 11:54		
5310C TOC									
Analytical Method: SM 5310C Pace Analytical Services - Indianapolis									
Total Organic Carbon	1.8	mg/L	1.0	0.24	1		02/17/23 16:56	7440-44-0	
5310C Dissolved Organic Carbon									
Analytical Method: SM 5310C Pace Analytical Services - Indianapolis									
Dissolved Organic Carbon	1.7	mg/L	1.0	0.24	1		02/17/23 19:48		

REPORT OF LABORATORY ANALYSIS

This report shall not be reproduced, except in full,
 without the written consent of Pace Analytical Services, LLC.



ANALYTICAL RESULTS

Project: Harding St Ash Pond System
 Pace Project No.: 50337211

Sample: MW-110D		Lab ID: 50337211004		Collected: 02/09/23 11:00		Received: 02/10/23 13:30		Matrix: Water	
Parameters	Results	Units	Report Limit	MDL	DF	Prepared	Analyzed	CAS No.	Qual
9056 IC Anions		Analytical Method: EPA 9056 Pace Analytical Services - Indianapolis							
Chloride	152	mg/L	25.0	6.7	100		02/15/23 20:42	16887-00-6	
Fluoride	0.25	mg/L	0.10	0.017	1		02/13/23 18:18	16984-48-8	
Sulfate	319	mg/L	25.0	8.5	100		02/15/23 20:42	14808-79-8	
6010 MET ICP		Analytical Method: EPA 6010 Preparation Method: EPA 3010 Pace Analytical Services - Indianapolis							
Aluminum	817	ug/L	200	55.4	1	02/14/23 09:00	02/15/23 04:29	7429-90-5	
Boron	4170	ug/L	100	37.6	1	02/14/23 09:00	02/15/23 04:29	7440-42-8	
Calcium	138000	ug/L	1000	163	1	02/14/23 09:00	02/15/23 04:29	7440-70-2	
Lithium	58.8	ug/L	20.0	6.2	1	02/14/23 09:00	02/15/23 04:29	7439-93-2	
Magnesium	42200	ug/L	1000	71.8	1	02/14/23 09:00	02/15/23 04:29	7439-95-4	
Manganese	247	ug/L	10.0	2.5	1	02/14/23 09:00	02/15/23 04:29	7439-96-5	
Potassium	8440	ug/L	1000	281	1	02/14/23 09:00	02/15/23 04:29	7440-09-7	
Silica	15800	ug/L	450		1	02/14/23 09:00	02/15/23 04:29	7631-86-9	N2
Sodium	106000	ug/L	1000	214	1	02/14/23 09:00	02/15/23 04:29	7440-23-5	
6010 MET ICP, Dissolved		Analytical Method: EPA 6010 Preparation Method: EPA 3010 Pace Analytical Services - Indianapolis							
Manganese, Dissolved	236	ug/L	10.0	2.5	1	02/14/23 09:00	02/15/23 02:56	7439-96-5	
Molybdenum, Dissolved	141	ug/L	10.0	3.7	1	02/14/23 09:00	02/15/23 02:56	7439-98-7	
6020 MET ICPMS		Analytical Method: EPA 6020 Preparation Method: EPA 200.2 Pace Analytical Services - Indianapolis							
Antimony	ND	ug/L	1.0	0.13	1	02/13/23 15:25	02/15/23 05:09	7440-36-0	
Arsenic	1.5	ug/L	1.0	0.10	1	02/13/23 15:25	02/15/23 05:09	7440-38-2	
Barium	55.6	ug/L	1.0	0.14	1	02/13/23 15:25	02/15/23 05:09	7440-39-3	
Beryllium	ND	ug/L	0.20	0.026	1	02/13/23 15:25	02/16/23 00:47	7440-41-7	
Cadmium	ND	ug/L	0.20	0.054	1	02/13/23 15:25	02/15/23 05:09	7440-43-9	
Cobalt	ND	ug/L	1.0	0.082	1	02/13/23 15:25	02/15/23 05:09	7440-48-4	
Lead	ND	ug/L	1.0	0.080	1	02/13/23 15:25	02/15/23 05:09	7439-92-1	
Molybdenum	141	ug/L	1.0	0.072	1	02/13/23 15:25	02/15/23 05:09	7439-98-7	
Selenium	ND	ug/L	1.0	0.44	1	02/13/23 15:25	02/15/23 05:09	7782-49-2	
Thallium	ND	ug/L	1.0	0.072	1	02/13/23 15:25	02/15/23 05:09	7440-28-0	
2320B Alkalinity		Analytical Method: SM 2320B Pace Analytical Services - Indianapolis							
Alkalinity, Total as CaCO3	243	mg/L	10.0	10.0	1		02/14/23 21:00		
Alkalinity,Bicarbonate (CaCO3)	243	mg/L	10.0	10.0	1		02/14/23 21:00		
Alkalinity,Carbonate (CaCO3)	ND	mg/L	10.0	10.0	1		02/14/23 21:00		
2540C Total Dissolved Solids		Analytical Method: SM 2540C Pace Analytical Services - Indianapolis							
Total Dissolved Solids	996	mg/L	20.0	20.0	1		02/13/23 12:57		

REPORT OF LABORATORY ANALYSIS

This report shall not be reproduced, except in full,
 without the written consent of Pace Analytical Services, LLC.



ANALYTICAL RESULTS

Project: Harding St Ash Pond System
 Pace Project No.: 50337211

Sample: MW-110D Lab ID: 50337211004 Collected: 02/09/23 11:00 Received: 02/10/23 13:30 Matrix: Water									
Parameters	Results	Units	Report Limit	MDL	DF	Prepared	Analyzed	CAS No.	Qual
4500CL G Chlorine, Residual									
Analytical Method: SM 4500-Cl G Pace Analytical Services - Indianapolis									
Chlorine, Total Residual	ND	mg/L	0.10	0.034	1		02/13/23 13:49	7782-50-5	H3
4500H+ pH, Electrometric									
Analytical Method: SM 4500-H+B Pace Analytical Services - Indianapolis									
pH at 25 Degrees C	7.7	Std. Units	0.10	0.10	1		02/17/23 12:11		H3
4500S2D Sulfide Water									
Analytical Method: SM 4500-S2-D Pace Analytical Services - Indianapolis									
Sulfide	ND	mg/L	0.10	0.025	1		02/14/23 14:29	18496-25-8	
Iron, Ferrous									
Analytical Method: HACH 8146 Pace Analytical Services - Indianapolis									
Iron, Ferrous	ND	mg/L	0.20	0.035	1		02/13/23 17:38	15438-31-0	H3,N2
353.2 Nitrogen, NO2/NO3 unpres									
Analytical Method: EPA 353.2 Pace Analytical Services - Indianapolis									
Nitrogen, Nitrate	ND	mg/L	0.10	0.011	1		02/10/23 15:40	14797-55-8	
Nitrogen, Nitrite	ND	mg/L	0.10	0.0040	1		02/10/23 15:40	14797-65-0	
365.1 Total Phosphorus									
Analytical Method: EPA 365.1 Preparation Method: EPA 365.1 Pace Analytical Services - Indianapolis									
Phosphate as P04	ND	mg/L	0.15	0.15	1	02/13/23 09:30	02/15/23 11:55		
5310C TOC									
Analytical Method: SM 5310C Pace Analytical Services - Indianapolis									
Total Organic Carbon	ND	mg/L	4.0	0.94	4		02/20/23 10:59	7440-44-0	D3
5310C Dissolved Organic Carbon									
Analytical Method: SM 5310C Pace Analytical Services - Indianapolis									
Dissolved Organic Carbon	ND	mg/L	4.0	0.94	4		02/20/23 11:20		D3

REPORT OF LABORATORY ANALYSIS

This report shall not be reproduced, except in full,
 without the written consent of Pace Analytical Services, LLC.



QUALITY CONTROL DATA

Project: Harding St Ash Pond System

Pace Project No.: 50337211

QC Batch:	718307	Analysis Method:	EPA 9056
QC Batch Method:	EPA 9056	Analysis Description:	9056 IC Anions
		Laboratory:	Pace Analytical Services - Indianapolis

Associated Lab Samples: 50337211001, 50337211002, 50337211003, 50337211004

METHOD BLANK: 3297546 Matrix: Water

Associated Lab Samples: 50337211001, 50337211002, 50337211003, 50337211004

Parameter	Units	Blank Result	Reporting Limit	MDL	Analyzed	Qualifiers
Chloride	mg/L	ND	0.25	0.067	02/15/23 18:37	
Fluoride	mg/L	ND	0.10	0.017	02/15/23 18:37	
Sulfate	mg/L	ND	0.25	0.085	02/15/23 18:37	

LABORATORY CONTROL SAMPLE: 3297547

Parameter	Units	Spike Conc.	LCS Result	LCS % Rec	% Rec Limits	Qualifiers
Chloride	mg/L	1.2	1.2	99	80-120	
Fluoride	mg/L	0.5	0.56	113	80-120	
Sulfate	mg/L	2.5	2.6	106	80-120	

MATRIX SPIKE & MATRIX SPIKE DUPLICATE: 3297548 3297549

Parameter	Units	50337211003		3297548		3297549		% Rec	% Rec	% Rec Limits	RPD	Max RPD	Qual
		Result	MS Spike Conc.	MSD Spike Conc.	MS Result	MSD Result	MS % Rec						
Chloride	mg/L	135	125	125	267	268	106	106	80-120	0	15		
Fluoride	mg/L	0.19	0.5	0.5	0.69	0.68	99	97	80-120	1	15		
Sulfate	mg/L	428	250	250	676	676	99	99	80-120	0	15		

Results presented on this page are in the units indicated by the "Units" column except where an alternate unit is presented to the right of the result.

REPORT OF LABORATORY ANALYSIS

This report shall not be reproduced, except in full, without the written consent of Pace Analytical Services, LLC.



QUALITY CONTROL DATA

Project: Harding St Ash Pond System
Pace Project No.: 50337211

QC Batch: 718363 Analysis Method: EPA 6010
QC Batch Method: EPA 3010 Analysis Description: 6010 MET
Laboratory: Pace Analytical Services - Indianapolis
Associated Lab Samples: 50337211001, 50337211002, 50337211003, 50337211004

METHOD BLANK: 3298064 Matrix: Water
Associated Lab Samples: 50337211001, 50337211002, 50337211003, 50337211004

Parameter	Units	Blank Result	Reporting Limit	MDL	Analyzed	Qualifiers
Aluminum	ug/L	ND	200	55.4	02/15/23 04:06	
Boron	ug/L	ND	100	37.6	02/15/23 04:06	
Calcium	ug/L	ND	1000	163	02/15/23 04:06	
Lithium	ug/L	ND	20.0	6.2	02/15/23 04:06	
Magnesium	ug/L	ND	1000	71.8	02/15/23 04:06	
Manganese	ug/L	ND	10.0	2.5	02/15/23 04:06	
Potassium	ug/L	ND	1000	281	02/15/23 04:06	
Silica	ug/L	ND	450		02/15/23 04:06	N2
Sodium	ug/L	ND	1000	214	02/15/23 04:06	

LABORATORY CONTROL SAMPLE: 3298065

Parameter	Units	Spike Conc.	LCS Result	LCS % Rec	% Rec Limits	Qualifiers
Aluminum	ug/L	10000	9970	100	80-120	
Boron	ug/L	1000	967	97	80-120	
Calcium	ug/L	10000	9740	97	80-120	
Lithium	ug/L	1000	1010	101	80-120	
Magnesium	ug/L	10000	9570	96	80-120	
Manganese	ug/L	1000	954	95	80-120	
Potassium	ug/L	10000	10100	101	80-120	
Silica	ug/L	10700	10700	100	80-120	N2
Sodium	ug/L	10000	10100	101	80-120	

MATRIX SPIKE & MATRIX SPIKE DUPLICATE: 3298066 3298067

Parameter	Units	MS		MSD		MS % Rec	MSD % Rec	% Rec Limits	RPD	Max RPD	Qual
		50337211003 Result	Spike Conc.	Spike Conc.	MS Result						
Aluminum	ug/L	ND	10000	10000	10300	10200	102	102	75-125	0	20
Boron	ug/L	1350	1000	1000	2350	2310	100	97	75-125	2	20
Calcium	ug/L	208000	10000	10000	219000	214000	110	68	75-125	2	20 P6
Lithium	ug/L	27.2	1000	1000	1080	1060	106	103	75-125	2	20
Magnesium	ug/L	59400	10000	10000	67500	68200	81	88	75-125	1	20
Manganese	ug/L	590	1000	1000	1530	1530	94	94	75-125	0	20
Potassium	ug/L	5870	10000	10000	16500	16300	107	105	75-125	1	20
Silica	ug/L	13700	10700	10700	24500	24700	101	103	75-125	1	20 N2
Sodium	ug/L	89400	10000	10000	99800	98600	104	93	75-125	1	20

Results presented on this page are in the units indicated by the "Units" column except where an alternate unit is presented to the right of the result.

REPORT OF LABORATORY ANALYSIS

This report shall not be reproduced, except in full,
without the written consent of Pace Analytical Services, LLC.



QUALITY CONTROL DATA

Project: Harding St Ash Pond System

Pace Project No.: 50337211

QC Batch: 718362 Analysis Method: EPA 6010
 QC Batch Method: EPA 3010 Analysis Description: 6010 MET Dissolved
 Laboratory: Pace Analytical Services - Indianapolis
 Associated Lab Samples: 50337211001, 50337211002, 50337211003, 50337211004

METHOD BLANK: 3298060 Matrix: Water
 Associated Lab Samples: 50337211001, 50337211002, 50337211003, 50337211004

Parameter	Units	Blank Result	Reporting Limit	MDL	Analyzed	Qualifiers
Manganese, Dissolved	ug/L	ND	10.0	2.5	02/15/23 02:20	
Molybdenum, Dissolved	ug/L	ND	10.0	3.7	02/15/23 02:20	

LABORATORY CONTROL SAMPLE: 3298061

Parameter	Units	Spike Conc.	LCS Result	LCS % Rec	% Rec Limits	Qualifiers
Manganese, Dissolved	ug/L	1000	1010	101	80-120	
Molybdenum, Dissolved	ug/L	1000	1050	105	80-120	

MATRIX SPIKE & MATRIX SPIKE DUPLICATE: 3298062 3298063

Parameter	Units	50337211003 Result	MS Spike Conc.	MSD Spike Conc.	MS Result	MSD Result	MS % Rec	MSD % Rec	% Rec Limits	RPD	Max RPD	Qual
Manganese, Dissolved	ug/L	568	1000	1000	1570	1540	100	97	75-125	2	20	
Molybdenum, Dissolved	ug/L	13.2	1000	1000	1090	1080	107	107	75-125	0	20	

Results presented on this page are in the units indicated by the "Units" column except where an alternate unit is presented to the right of the result.

REPORT OF LABORATORY ANALYSIS

This report shall not be reproduced, except in full, without the written consent of Pace Analytical Services, LLC.



QUALITY CONTROL DATA

Project: Harding St Ash Pond System

Pace Project No.: 50337211

QC Batch:	718335	Analysis Method:	EPA 6020
QC Batch Method:	EPA 200.2	Analysis Description:	6020 MET
		Laboratory:	Pace Analytical Services - Indianapolis

Associated Lab Samples: 50337211001, 50337211002, 50337211003, 50337211004

METHOD BLANK: 3297971 Matrix: Water

Associated Lab Samples: 50337211001, 50337211002, 50337211003, 50337211004

Parameter	Units	Blank Result	Reporting Limit	MDL	Analyzed	Qualifiers
Antimony	ug/L	ND	1.0	0.13	02/15/23 03:33	
Arsenic	ug/L	ND	1.0	0.10	02/15/23 03:33	
Barium	ug/L	ND	1.0	0.14	02/15/23 03:33	
Beryllium	ug/L	ND	0.20	0.026	02/15/23 03:33	
Cadmium	ug/L	ND	0.20	0.054	02/15/23 03:33	
Cobalt	ug/L	ND	1.0	0.082	02/15/23 03:33	
Lead	ug/L	ND	1.0	0.080	02/15/23 03:33	
Molybdenum	ug/L	ND	1.0	0.072	02/15/23 03:33	
Selenium	ug/L	ND	1.0	0.44	02/15/23 03:33	
Thallium	ug/L	ND	1.0	0.072	02/15/23 03:33	

LABORATORY CONTROL SAMPLE: 3297972

Parameter	Units	Spike Conc.	LCS Result	LCS % Rec	% Rec Limits	Qualifiers
Antimony	ug/L	40	41.7	104	80-120	
Arsenic	ug/L	40	38.1	95	80-120	
Barium	ug/L	40	39.9	100	80-120	
Beryllium	ug/L	40	40.4	101	80-120	
Cadmium	ug/L	40	38.7	97	80-120	
Cobalt	ug/L	40	41.5	104	80-120	
Lead	ug/L	40	40.7	102	80-120	
Molybdenum	ug/L	40	39.2	98	80-120	
Selenium	ug/L	40	40.8	102	80-120	
Thallium	ug/L	40	41.5	104	80-120	

MATRIX SPIKE & MATRIX SPIKE DUPLICATE: 3297973 3297974

Parameter	Units	MS		MSD		MS Result	MSD Result	MS % Rec	MSD % Rec	% Rec Limits	RPD	Max RPD	Qual
		50337211003 Result	Spike Conc.	Spike Conc.	Conc.								
Antimony	ug/L	ND	40	40	40	41.3	41.6	103	104	75-125	1	20	
Arsenic	ug/L	1.9	40	40	40	40.1	40.7	95	97	75-125	2	20	
Barium	ug/L	54.2	40	40	40	93.4	93.3	98	98	75-125	0	20	
Beryllium	ug/L	ND	40	40	40	40.3	40.1	101	100	75-125	1	20	
Cadmium	ug/L	ND	40	40	40	37.7	38.0	94	95	75-125	1	20	
Cobalt	ug/L	ND	40	40	40	38.2	38.9	95	96	75-125	2	20	
Lead	ug/L	ND	40	40	40	40.9	41.3	102	103	75-125	1	20	
Molybdenum	ug/L	12.8	40	40	40	52.7	53.2	100	101	75-125	1	20	

Results presented on this page are in the units indicated by the "Units" column except where an alternate unit is presented to the right of the result.

REPORT OF LABORATORY ANALYSIS

This report shall not be reproduced, except in full, without the written consent of Pace Analytical Services, LLC.



QUALITY CONTROL DATA

Project: Harding St Ash Pond System

Pace Project No.: 50337211

MATRIX SPIKE & MATRIX SPIKE DUPLICATE: 3297973 3297974													
Parameter	Units	50337211003 Result	MS	MSD	MS	MSD	MS	MSD	% Rec	Limits	RPD	Max RPD	Qual
			Spike Conc.	Spike Conc.	Result	Result	% Rec	% Rec					
Selenium	ug/L	ND	40	40	39.4	39.7	99	99	75-125	1	20		
Thallium	ug/L	ND	40	40	42.2	42.3	105	106	75-125	0	20		

Results presented on this page are in the units indicated by the "Units" column except where an alternate unit is presented to the right of the result.

REPORT OF LABORATORY ANALYSIS

This report shall not be reproduced, except in full,
without the written consent of Pace Analytical Services, LLC.



QUALITY CONTROL DATA

Project: Harding St Ash Pond System

Pace Project No.: 50337211

QC Batch: 718423

Analysis Method: SM 2320B

QC Batch Method: SM 2320B

Analysis Description: 2320B Alkalinity

Laboratory: Pace Analytical Services - Indianapolis

Associated Lab Samples: 50337211003

METHOD BLANK: 3298341

Matrix: Water

Associated Lab Samples: 50337211003

Parameter	Units	Blank Result	Reporting Limit	MDL	Analyzed	Qualifiers
Alkalinity, Total as CaCO3	mg/L	ND	10.0	10.0	02/13/23 21:02	
Alkalinity,Bicarbonate (CaCO3)	mg/L	ND	10.0	10.0	02/13/23 21:02	
Alkalinity,Carbonate (CaCO3)	mg/L	ND	10.0	10.0	02/13/23 21:02	

LABORATORY CONTROL SAMPLE: 3298342

Parameter	Units	Spike Conc.	LCS Result	LCS % Rec	% Rec Limits	Qualifiers
Alkalinity, Total as CaCO3	mg/L	50	48.7	97	90-110	

SAMPLE DUPLICATE: 3298343

Parameter	Units	50337049003 Result	Dup Result	RPD	Max RPD	Qualifiers
Alkalinity, Total as CaCO3	mg/L	25.8	26.0	1	20	
Alkalinity,Bicarbonate (CaCO3)	mg/L	21.4	22.0	3	20	
Alkalinity,Carbonate (CaCO3)	mg/L	<10.0	ND		20	

SAMPLE DUPLICATE: 3298344

Parameter	Units	50337049004 Result	Dup Result	RPD	Max RPD	Qualifiers
Alkalinity, Total as CaCO3	mg/L	49.9	50.4	1	20	
Alkalinity,Bicarbonate (CaCO3)	mg/L	49.9	50.4	1	20	
Alkalinity,Carbonate (CaCO3)	mg/L	<10.0	ND		20	

SAMPLE DUPLICATE: 3298348

Parameter	Units	50337211003 Result	Dup Result	RPD	Max RPD	Qualifiers
Alkalinity, Total as CaCO3	mg/L	392	396	1	20	
Alkalinity,Bicarbonate (CaCO3)	mg/L	392	396	1	20	
Alkalinity,Carbonate (CaCO3)	mg/L	ND	ND		20	

Results presented on this page are in the units indicated by the "Units" column except where an alternate unit is presented to the right of the result.

REPORT OF LABORATORY ANALYSIS

This report shall not be reproduced, except in full, without the written consent of Pace Analytical Services, LLC.



QUALITY CONTROL DATA

Project: Harding St Ash Pond System

Pace Project No.: 50337211

QC Batch:	718638	Analysis Method:	SM 2320B
QC Batch Method:	SM 2320B	Analysis Description:	2320B Alkalinity
		Laboratory:	Pace Analytical Services - Indianapolis
Associated Lab Samples:	50337211001, 50337211002, 50337211004		

METHOD BLANK: 3299120 Matrix: Water
 Associated Lab Samples: 50337211001, 50337211002, 50337211004

Parameter	Units	Blank Result	Reporting Limit	MDL	Analyzed	Qualifiers
Alkalinity, Total as CaCO3	mg/L	ND	10.0	10.0	02/14/23 21:00	
Alkalinity,Bicarbonate (CaCO3)	mg/L	ND	10.0	10.0	02/14/23 21:00	
Alkalinity,Carbonate (CaCO3)	mg/L	ND	10.0	10.0	02/14/23 21:00	

LABORATORY CONTROL SAMPLE: 3299121

Parameter	Units	Spike Conc.	LCS Result	LCS % Rec	% Rec Limits	Qualifiers
Alkalinity, Total as CaCO3	mg/L	50	48.7	97	90-110	

SAMPLE DUPLICATE: 3299122

Parameter	Units	50337211002 Result	Dup Result	RPD	Max RPD	Qualifiers
Alkalinity, Total as CaCO3	mg/L	264	269	2	20	
Alkalinity,Bicarbonate (CaCO3)	mg/L	264	269	2	20	
Alkalinity,Carbonate (CaCO3)	mg/L	ND	ND		20	

SAMPLE DUPLICATE: 3299123

Parameter	Units	50337197001 Result	Dup Result	RPD	Max RPD	Qualifiers
Alkalinity, Total as CaCO3	mg/L	247	250	1	20	
Alkalinity,Bicarbonate (CaCO3)	mg/L	247	250	1	20	
Alkalinity,Carbonate (CaCO3)	mg/L	ND	ND		20	

Results presented on this page are in the units indicated by the "Units" column except where an alternate unit is presented to the right of the result.

REPORT OF LABORATORY ANALYSIS

This report shall not be reproduced, except in full, without the written consent of Pace Analytical Services, LLC.



QUALITY CONTROL DATA

Project: Harding St Ash Pond System

Pace Project No.: 50337211

QC Batch:	718365	Analysis Method:	SM 2540C
QC Batch Method:	SM 2540C	Analysis Description:	2540C Total Dissolved Solids
		Laboratory:	Pace Analytical Services - Indianapolis

Associated Lab Samples: 50337211001, 50337211002, 50337211003, 50337211004

METHOD BLANK: 3298068 Matrix: Water
 Associated Lab Samples: 50337211001, 50337211002, 50337211003, 50337211004

Parameter	Units	Blank Result	Reporting Limit	MDL	Analyzed	Qualifiers
Total Dissolved Solids	mg/L	ND	10.0	10.0	02/13/23 12:51	

LABORATORY CONTROL SAMPLE: 3298069

Parameter	Units	Spike Conc.	LCS Result	LCS % Rec	% Rec Limits	Qualifiers
Total Dissolved Solids	mg/L	300	284	95	80-120	

SAMPLE DUPLICATE: 3298070

Parameter	Units	50337038005 Result	Dup Result	RPD	Max RPD	Qualifiers
Total Dissolved Solids	mg/L	447	452	1	10	

SAMPLE DUPLICATE: 3298071

Parameter	Units	50337211003 Result	Dup Result	RPD	Max RPD	Qualifiers
Total Dissolved Solids	mg/L	1220	1210	0	10	

Results presented on this page are in the units indicated by the "Units" column except where an alternate unit is presented to the right of the result.

REPORT OF LABORATORY ANALYSIS

This report shall not be reproduced, except in full,
 without the written consent of Pace Analytical Services, LLC.



QUALITY CONTROL DATA

Project: Harding St Ash Pond System
 Pace Project No.: 50337211

QC Batch: 718367 Analysis Method: SM 4500-Cl G
 QC Batch Method: SM 4500-Cl G Analysis Description: 4500CL G Chlorine, Total Residual
 Laboratory: Pace Analytical Services - Indianapolis
 Associated Lab Samples: 50337211001, 50337211002, 50337211003, 50337211004

METHOD BLANK: 3298077 Matrix: Water
 Associated Lab Samples: 50337211001, 50337211002, 50337211003, 50337211004

Parameter	Units	Blank Result	Reporting Limit	MDL	Analyzed	Qualifiers
Chlorine, Total Residual	mg/L	ND	0.10	0.034	02/13/23 13:48	H3

LABORATORY CONTROL SAMPLE: 3298078

Parameter	Units	Spike Conc.	LCS Result	LCS % Rec	% Rec Limits	Qualifiers
Chlorine, Total Residual	mg/L	1	0.95	95	90-110	H3

MATRIX SPIKE & MATRIX SPIKE DUPLICATE: 3298079 3298080

Parameter	Units	50337211003		3298080		MS % Rec	MSD % Rec	% Rec Limits	RPD	Max RPD	Qual	
		MS Spike Conc.	MSD Spike Conc.	MS Result	MSD Result							
Chlorine, Total Residual	mg/L	ND	1	1	0.83	0.87	83	87	90-110	5	20	H3,M3

Results presented on this page are in the units indicated by the "Units" column except where an alternate unit is presented to the right of the result.

REPORT OF LABORATORY ANALYSIS

This report shall not be reproduced, except in full,
 without the written consent of Pace Analytical Services, LLC.



QUALITY CONTROL DATA

Project: Harding St Ash Pond System

Pace Project No.: 50337211

QC Batch: 719191

Analysis Method: SM 4500-H+B

QC Batch Method: SM 4500-H+B

Analysis Description: 4500H+B pH

Laboratory: Pace Analytical Services - Indianapolis

Associated Lab Samples: 50337211001, 50337211002, 50337211004

SAMPLE DUPLICATE: 3301670

Parameter	Units	50336996001 Result	Dup Result	RPD	Max RPD	Qualifiers
pH at 25 Degrees C	Std. Units	7.9	7.8	0	2	H3

SAMPLE DUPLICATE: 3301675

Parameter	Units	50337083002 Result	Dup Result	RPD	Max RPD	Qualifiers
pH at 25 Degrees C	Std. Units	7.8	7.8	0	2	H3

Results presented on this page are in the units indicated by the "Units" column except where an alternate unit is presented to the right of the result.

REPORT OF LABORATORY ANALYSIS

This report shall not be reproduced, except in full,
without the written consent of Pace Analytical Services, LLC.



QUALITY CONTROL DATA

Project: Harding St Ash Pond System

Pace Project No.: 50337211

QC Batch: 719322

Analysis Method: SM 4500-H+B

QC Batch Method: SM 4500-H+B

Analysis Description: 4500H+B pH

Laboratory: Pace Analytical Services - Indianapolis

Associated Lab Samples: 50337211003

SAMPLE DUPLICATE: 3302464

Parameter	Units	50337211003 Result	Dup Result	RPD	Max RPD	Qualifiers
pH at 25 Degrees C	Std. Units	7.0	7.0	1	2	H3

Results presented on this page are in the units indicated by the "Units" column except where an alternate unit is presented to the right of the result.

REPORT OF LABORATORY ANALYSIS

This report shall not be reproduced, except in full,
without the written consent of Pace Analytical Services, LLC.



QUALITY CONTROL DATA

Project: Harding St Ash Pond System

Pace Project No.: 50337211

QC Batch:	718592	Analysis Method:	SM 4500-S2-D
QC Batch Method:	SM 4500-S2-D	Analysis Description:	4500S2D Sulfide Water
		Laboratory:	Pace Analytical Services - Indianapolis
Associated Lab Samples: 50337211001, 50337211002, 50337211003, 50337211004			

METHOD BLANK:	3298868	Matrix:	Water
Associated Lab Samples: 50337211001, 50337211002, 50337211003, 50337211004			

Parameter	Units	Blank Result	Reporting Limit	MDL	Analyzed	Qualifiers
Sulfide	mg/L	ND	0.10	0.025	02/14/23 14:29	

LABORATORY CONTROL SAMPLE: 3298869						
Parameter	Units	Spike Conc.	LCS Result	LCS % Rec	% Rec Limits	Qualifiers
Sulfide	mg/L	0.5	0.47	95	90-110	

MATRIX SPIKE & MATRIX SPIKE DUPLICATE: 3298870												3298871	
Parameter	Units	50337211003 Result	MS Spike Conc.	MSD Spike Conc.	MS Result	MSD Result	MS % Rec	MSD % Rec	% Rec Limits	RPD	Max RPD	Qual	
Sulfide	mg/L	ND	0.5	0.5	0.63	0.63	123	124	90-110	0	20	M3	

MATRIX SPIKE SAMPLE: 3298872											
Parameter	Units	50337236003 Result	Spike Conc.	MS Result	MS % Rec	% Rec Limits	Qualifiers				
Sulfide	mg/L		0.14J	0.5	0.56	85	90-110 M0				

Results presented on this page are in the units indicated by the "Units" column except where an alternate unit is presented to the right of the result.

REPORT OF LABORATORY ANALYSIS

This report shall not be reproduced, except in full, without the written consent of Pace Analytical Services, LLC.



QUALITY CONTROL DATA

Project: Harding St Ash Pond System

Pace Project No.: 50337211

QC Batch: 718418 Analysis Method: HACH 8146
 QC Batch Method: HACH 8146 Analysis Description: Iron, Ferrous
 Laboratory: Pace Analytical Services - Indianapolis
 Associated Lab Samples: 50337211001, 50337211002, 50337211003, 50337211004

METHOD BLANK: 3298302 Matrix: Water
 Associated Lab Samples: 50337211001, 50337211002, 50337211003, 50337211004

Parameter	Units	Blank Result	Reporting Limit	MDL	Analyzed	Qualifiers
Iron, Ferrous	mg/L	ND	0.20	0.035	02/13/23 17:37	H3,N2

LABORATORY CONTROL SAMPLE: 3298303

Parameter	Units	Spike Conc.	LCS Result	LCS % Rec	% Rec Limits	Qualifiers
Iron, Ferrous	mg/L	1	0.97	97	90-110	H3,N2

MATRIX SPIKE & MATRIX SPIKE DUPLICATE: 3298304 3298305

Parameter	Units	50337211003 Result	MS Spike Conc.	MSD Spike Conc.	MS Result	MSD Result	MS % Rec	MSD % Rec	% Rec Limits	RPD	Max RPD	Qual
Iron, Ferrous	mg/L	ND	1	1	1.2	1.2	102	101	90-110	1	20	H3,N2

MATRIX SPIKE SAMPLE: 3298306

Parameter	Units	50337291001 Result	Spike Conc.	MS Result	MS % Rec	% Rec Limits	Qualifiers
Iron, Ferrous	mg/L	ND	1	0.98	98	90-110	H3,N2

Results presented on this page are in the units indicated by the "Units" column except where an alternate unit is presented to the right of the result.

REPORT OF LABORATORY ANALYSIS

This report shall not be reproduced, except in full, without the written consent of Pace Analytical Services, LLC.



QUALITY CONTROL DATA

Project: Harding St Ash Pond System

Pace Project No.: 50337211

QC Batch: 718290 Analysis Method: EPA 353.2
 QC Batch Method: EPA 353.2 Analysis Description: 353.2 Nitrate + Nitrite, Unpres.
 Laboratory: Pace Analytical Services - Indianapolis
 Associated Lab Samples: 50337211001, 50337211002, 50337211003, 50337211004

METHOD BLANK: 3297386 Matrix: Water
 Associated Lab Samples: 50337211001, 50337211002, 50337211003, 50337211004

Parameter	Units	Blank Result	Reporting Limit	MDL	Analyzed	Qualifiers
Nitrogen, Nitrate	mg/L	ND	0.10	0.011	02/10/23 15:36	
Nitrogen, Nitrite	mg/L	ND	0.10	0.0040	02/10/23 15:36	

LABORATORY CONTROL SAMPLE: 3297387

Parameter	Units	Spike Conc.	LCS Result	LCS % Rec	% Rec Limits	Qualifiers
Nitrogen, Nitrate	mg/L	1	0.99	99	90-110	
Nitrogen, Nitrite	mg/L	1	1.0	104	90-110	

MATRIX SPIKE & MATRIX SPIKE DUPLICATE: 3297388 3297389

Parameter	Units	50337211003 Result	MS Spike Conc.	MSD Spike Conc.	MS Result	MSD Result	MS % Rec	MSD % Rec	% Rec Limits	RPD	Max RPD	Qual
Nitrogen, Nitrate	mg/L	ND	1	1	0.92	0.92	92	92	90-110	0	20	
Nitrogen, Nitrite	mg/L	ND	1	1	0.98	0.98	97	97	90-110	0	20	

Results presented on this page are in the units indicated by the "Units" column except where an alternate unit is presented to the right of the result.

REPORT OF LABORATORY ANALYSIS

This report shall not be reproduced, except in full,
 without the written consent of Pace Analytical Services, LLC.



QUALITY CONTROL DATA

Project: Harding St Ash Pond System

Pace Project No.: 50337211

QC Batch: 718322 Analysis Method: EPA 365.1
 QC Batch Method: EPA 365.1 Analysis Description: 365.1 Total Phosphorus
 Laboratory: Pace Analytical Services - Indianapolis
 Associated Lab Samples: 50337211001, 50337211002, 50337211003, 50337211004

METHOD BLANK: 3297918 Matrix: Water
 Associated Lab Samples: 50337211001, 50337211002, 50337211003, 50337211004

Parameter	Units	Blank Result	Reporting Limit	MDL	Analyzed	Qualifiers
Phosphate as P04	mg/L	ND	0.15	0.15	02/15/23 11:50	

LABORATORY CONTROL SAMPLE: 3297919

Parameter	Units	Spike Conc.	LCS Result	LCS % Rec	% Rec Limits	Qualifiers
Phosphate as P04	mg/L		1.4			

MATRIX SPIKE & MATRIX SPIKE DUPLICATE: 3297920 3297921

Parameter	Units	50337211003 Result	MS Spike Conc.	MSD Spike Conc.	MS Result	MSD Result	MS % Rec	MSD % Rec	% Rec Limits	RPD	Max RPD	Qual
Phosphate as P04	mg/L	ND			1.4	1.5				6		

MATRIX SPIKE & MATRIX SPIKE DUPLICATE: 3297922 3297923

Parameter	Units	50337049003 Result	MS Spike Conc.	MSD Spike Conc.	MS Result	MSD Result	MS % Rec	MSD % Rec	% Rec Limits	RPD	Max RPD	Qual
Phosphate as P04	mg/L	<0.15			1.6	1.7				7		

Results presented on this page are in the units indicated by the "Units" column except where an alternate unit is presented to the right of the result.

REPORT OF LABORATORY ANALYSIS

This report shall not be reproduced, except in full, without the written consent of Pace Analytical Services, LLC.



QUALITY CONTROL DATA

Project: Harding St Ash Pond System

Pace Project No.: 50337211

QC Batch:	718957	Analysis Method:	SM 5310C
QC Batch Method:	SM 5310C	Analysis Description:	5310C Total Organic Carbon
		Laboratory:	Pace Analytical Services - Indianapolis

Associated Lab Samples: 50337211001, 50337211002, 50337211003, 50337211004

METHOD BLANK: 3300546 Matrix: Water
 Associated Lab Samples: 50337211001, 50337211002, 50337211003, 50337211004

Parameter	Units	Blank Result	Reporting Limit	MDL	Analyzed	Qualifiers
Total Organic Carbon	mg/L	ND	1.0	0.24	02/17/23 15:50	

LABORATORY CONTROL SAMPLE: 3300547

Parameter	Units	Spike Conc.	LCS Result	LCS % Rec	% Rec Limits	Qualifiers
Total Organic Carbon	mg/L	10	10.0	100	90-110	

MATRIX SPIKE & MATRIX SPIKE DUPLICATE: 3300548 3300549

Parameter	Units	50337211003 Result	MS Spike Conc.	MSD Spike Conc.	MS Result	MSD Result	MS % Rec	MSD % Rec	% Rec Limits	RPD	Max RPD	Qual
Total Organic Carbon	mg/L	1.8	10	10	11.5	11.6	97	98	80-120	1	20	

Results presented on this page are in the units indicated by the "Units" column except where an alternate unit is presented to the right of the result.

REPORT OF LABORATORY ANALYSIS

This report shall not be reproduced, except in full, without the written consent of Pace Analytical Services, LLC.



QUALITY CONTROL DATA

Project: Harding St Ash Pond System

Pace Project No.: 50337211

QC Batch:	718959	Analysis Method:	SM 5310C
QC Batch Method:	SM 5310C	Analysis Description:	5310C Dissolved Organic Carbon
		Laboratory:	Pace Analytical Services - Indianapolis

Associated Lab Samples: 50337211001, 50337211002, 50337211003, 50337211004

METHOD BLANK: 3300557 Matrix: Water
 Associated Lab Samples: 50337211001, 50337211002, 50337211003, 50337211004

Parameter	Units	Blank Result	Reporting Limit	MDL	Analyzed	Qualifiers
Dissolved Organic Carbon	mg/L	ND	1.0	0.24	02/17/23 18:38	

LABORATORY CONTROL SAMPLE: 3300558

Parameter	Units	Spike Conc.	LCS Result	LCS % Rec	% Rec Limits	Qualifiers
Dissolved Organic Carbon	mg/L	10	10.1	101	90-110	

MATRIX SPIKE & MATRIX SPIKE DUPLICATE: 3300559 3300560

Parameter	Units	50337211003 Result	MS Spike Conc.	MSD Spike Conc.	MS Result	MSD Result	MS % Rec	MSD % Rec	% Rec Limits	RPD	Max RPD	Qual
Dissolved Organic Carbon	mg/L	1.7	10	10	11.6	11.6	99	99	80-120	0	20	

Results presented on this page are in the units indicated by the "Units" column except where an alternate unit is presented to the right of the result.

REPORT OF LABORATORY ANALYSIS

This report shall not be reproduced, except in full, without the written consent of Pace Analytical Services, LLC.



ANALYTICAL RESULTS - RADIOCHEMISTRY

Project: Harding St Ash Pond System

Pace Project No.: 50337211

Sample: MW-109I **Lab ID: 50337211001** Collected: 02/09/23 12:20 Received: 02/10/23 13:30 Matrix: Water
 PWS: Site ID: Sample Type:

Parameters	Method	Act ± Unc (MDC) Carr Trac	Units	Analyzed	CAS No.	Qual
	Pace Analytical Services - Greensburg					
Radium-226	EPA 903.1	0.959 ± 0.827 (1.23) C:NA T:97%	pCi/L	02/24/23 14:04	13982-63-3	
	Pace Analytical Services - Greensburg					
Radium-228	EPA 904.0	0.935 ± 0.467 (0.827) C:78% T:86%	pCi/L	02/23/23 11:45	15262-20-1	
	Pace Analytical Services - Greensburg					
Total Radium	Total Radium Calculation	1.89 ± 1.29 (2.06)	pCi/L	02/24/23 16:41	7440-14-4	

REPORT OF LABORATORY ANALYSIS

This report shall not be reproduced, except in full,
 without the written consent of Pace Analytical Services, LLC.



ANALYTICAL RESULTS - RADIOCHEMISTRY

Project: Harding St Ash Pond System

Pace Project No.: 50337211

Parameters	Method	Act ± Unc (MDC) Carr Trac	Units	Analyzed	CAS No.	Qual
Sample: MW-109D Lab ID: 50337211002 Collected: 02/09/23 14:15 Received: 02/10/23 13:30 Matrix: Water PWS: Site ID: Sample Type:						
Pace Analytical Services - Greensburg						
Radium-226	EPA 903.1	0.465 ± 0.682 (1.16) C:NA T:103%	pCi/L	02/24/23 14:26	13982-63-3	
Pace Analytical Services - Greensburg						
Radium-228	EPA 904.0	0.512 ± 0.404 (0.814) C:81% T:99%	pCi/L	02/23/23 11:45	15262-20-1	
Pace Analytical Services - Greensburg						
Total Radium	Total Radium Calculation	0.977 ± 1.09 (1.97)	pCi/L	02/24/23 16:41	7440-14-4	

REPORT OF LABORATORY ANALYSIS

This report shall not be reproduced, except in full,
without the written consent of Pace Analytical Services, LLC.



ANALYTICAL RESULTS - RADIOCHEMISTRY

Project: Harding St Ash Pond System

Pace Project No.: 50337211

Sample: MW-110S **Lab ID: 50337211003** Collected: 02/09/23 13:00 Received: 02/10/23 13:30 Matrix: Water
PWS: Site ID: Sample Type:

Parameters	Method	Act ± Unc (MDC) Carr Trac	Units	Analyzed	CAS No.	Qual
	Pace Analytical Services - Greensburg					
Radium-226	EPA 903.1	0.456 ± 0.497 (0.782) C:NA T:92%	pCi/L	02/24/23 14:26	13982-63-3	
	Pace Analytical Services - Greensburg					
Radium-228	EPA 904.0	0.836 ± 0.499 (0.948) C:64% T:104%	pCi/L	02/23/23 11:46	15262-20-1	
	Pace Analytical Services - Greensburg					
Total Radium	Total Radium Calculation	1.29 ± 0.996 (1.73)	pCi/L	02/24/23 16:41	7440-14-4	

REPORT OF LABORATORY ANALYSIS

This report shall not be reproduced, except in full, without the written consent of Pace Analytical Services, LLC.



ANALYTICAL RESULTS - RADIOCHEMISTRY

Project: Harding St Ash Pond System

Pace Project No.: 50337211

Parameters	Method	Act ± Unc (MDC) Carr Trac	Units	Analyzed	CAS No.	Qual
Pace Analytical Services - Greensburg						
Radium-226	EPA 903.1	0.0809 ± 0.526 (1.06) C:NA T:92%	pCi/L	02/24/23 14:26	13982-63-3	
Pace Analytical Services - Greensburg						
Radium-228	EPA 904.0	0.647 ± 0.501 (0.999) C:64% T:89%	pCi/L	02/23/23 11:46	15262-20-1	
Pace Analytical Services - Greensburg						
Total Radium	Total Radium Calculation	0.728 ± 1.03 (2.06)	pCi/L	02/24/23 16:41	7440-14-4	

REPORT OF LABORATORY ANALYSIS

This report shall not be reproduced, except in full, without the written consent of Pace Analytical Services, LLC.



ANALYTICAL RESULTS - RADIOCHEMISTRY

Project: Harding St Ash Pond System

Pace Project No.: 50337211

Parameters	Method	Act ± Unc (MDC) Carr Trac	Units	Analyzed	CAS No.	Qual
Pace Analytical Services - Greensburg						
Radium-226	EPA 903.1	97.31 %REC ± NA (NA) C:NA T:NA	pCi/L	02/24/23 14:26	13982-63-3	
Pace Analytical Services - Greensburg						
Radium-228	EPA 904.0	70.98 %REC ± NA (NA) C:NA T:NA	pCi/L	02/23/23 11:46	15262-20-1	

REPORT OF LABORATORY ANALYSIS

This report shall not be reproduced, except in full,
without the written consent of Pace Analytical Services, LLC.



ANALYTICAL RESULTS - RADIOCHEMISTRY

Project: Harding St Ash Pond System

Pace Project No.: 50337211

Parameters	Method	Act ± Unc (MDC) Carr Trac	Units	Analyzed	CAS No.	Qual
Pace Analytical Services - Greensburg						
Radium-226	EPA 903.1	92.69 %REC 4.86RPD ± NA (NA) C:NA T:NA	pCi/L	02/24/23 14:26	13982-63-3	
Pace Analytical Services - Greensburg						
Radium-228	EPA 904.0	79.23 %REC 10.99RPD ± NA (NA) C:NA T:NA	pCi/L	02/23/23 11:46	15262-20-1	

REPORT OF LABORATORY ANALYSIS

This report shall not be reproduced, except in full,
without the written consent of Pace Analytical Services, LLC.



QUALITY CONTROL - RADIOCHEMISTRY

Project: Harding St Ash Pond System

Pace Project No.: 50337211

QC Batch: 567160

Analysis Method: EPA 904.0

QC Batch Method: EPA 904.0

Analysis Description: 904.0 Radium 228

Laboratory: Pace Analytical Services - Greensburg

Associated Lab Samples: 50337211001, 50337211002, 50337211003, 50337211004, 50337211005, 50337211006

METHOD BLANK: 2754494

Matrix: Water

Associated Lab Samples: 50337211001, 50337211002, 50337211003, 50337211004, 50337211005, 50337211006

Parameter	Act ± Unc (MDC) Carr Trac	Units	Analyzed	Qualifiers
Radium-228	0.724 ± 0.360 (0.613) C:78% T:95%	pCi/L	02/23/23 11:44	

Results presented on this page are in the units indicated by the "Units" column except where an alternate unit is presented to the right of the result.

REPORT OF LABORATORY ANALYSIS

This report shall not be reproduced, except in full, without the written consent of Pace Analytical Services, LLC.



QUALITY CONTROL - RADIOCHEMISTRY

Project: Harding St Ash Pond System

Pace Project No.: 50337211

QC Batch: 567159

Analysis Method: EPA 903.1

QC Batch Method: EPA 903.1

Analysis Description: 903.1 Radium-226

Laboratory: Pace Analytical Services - Greensburg

Associated Lab Samples: 50337211001, 50337211002, 50337211003, 50337211004, 50337211005, 50337211006

METHOD BLANK: 2754493

Matrix: Water

Associated Lab Samples: 50337211001, 50337211002, 50337211003, 50337211004, 50337211005, 50337211006

Parameter	Act ± Unc (MDC) Carr Trac	Units	Analyzed	Qualifiers
Radium-226	0.237 ± 0.272 (0.161) C:NA T:103%	pCi/L	02/24/23 14:04	

Results presented on this page are in the units indicated by the "Units" column except where an alternate unit is presented to the right of the result.

REPORT OF LABORATORY ANALYSIS

This report shall not be reproduced, except in full, without the written consent of Pace Analytical Services, LLC.



QUALIFIERS

Project: Harding St Ash Pond System

Pace Project No.: 50337211

DEFINITIONS

DF - Dilution Factor, if reported, represents the factor applied to the reported data due to dilution of the sample aliquot.

ND - Not Detected at or above adjusted reporting limit.

TNTC - Too Numerous To Count

J - Estimated concentration above the adjusted method detection limit and below the adjusted reporting limit.

MDL - Adjusted Method Detection Limit.

PQL - Practical Quantitation Limit.

RL - Reporting Limit - The lowest concentration value that meets project requirements for quantitative data with known precision and bias for a specific analyte in a specific matrix.

S - Surrogate

1,2-Diphenylhydrazine decomposes to and cannot be separated from Azobenzene using Method 8270. The result for each analyte is a combined concentration.

Consistent with EPA guidelines, unrounded data are displayed and have been used to calculate % recovery and RPD values.

LCS(D) - Laboratory Control Sample (Duplicate)

MS(D) - Matrix Spike (Duplicate)

DUP - Sample Duplicate

RPD - Relative Percent Difference

NC - Not Calculable.

SG - Silica Gel - Clean-Up

U - Indicates the compound was analyzed for, but not detected.

N-Nitrosodiphenylamine decomposes and cannot be separated from Diphenylamine using Method 8270. The result reported for each analyte is a combined concentration.

Reported results are not rounded until the final step prior to reporting. Therefore, calculated parameters that are typically reported as "Total" may vary slightly from the sum of the reported component parameters.

Act - Activity

Unc - Uncertainty: SDWA = 1.96 sigma count uncertainty, all other matrices = Expanded Uncertainty (95% confidence interval).

Gamma Spec = Expanded Uncertainty (95.4% Confidence Interval)

(MDC) - Minimum Detectable Concentration

Trac - Tracer Recovery (%)

Carr - Carrier Recovery (%)

Pace Analytical is TNI accredited. Contact your Pace PM for the current list of accredited analytes.

TNI - The NELAC Institute.

ANALYTE QUALIFIERS

D3 Sample was diluted due to the presence of high levels of non-target analytes or other matrix interference.

H3 Sample was received or analysis requested beyond the recognized method holding time.

M0 Matrix spike recovery and/or matrix spike duplicate recovery was outside laboratory control limits.

M3 Matrix spike recovery was outside laboratory control limits due to matrix interferences.

N2 The lab does not hold NELAC/TNI accreditation for this parameter but other accreditations/certifications may apply. A complete list of accreditations/certifications is available upon request.

P6 Matrix spike recovery was outside laboratory control limits due to a parent sample concentration notably higher than the spike level.

REPORT OF LABORATORY ANALYSIS

This report shall not be reproduced, except in full,
without the written consent of Pace Analytical Services, LLC.



QUALITY CONTROL DATA CROSS REFERENCE TABLE

Project: Harding St Ash Pond System

Pace Project No.: 50337211

Lab ID	Sample ID	QC Batch Method	QC Batch	Analytical Method	Analytical Batch
50337211001	MW-109I	EPA 9056	718307		
50337211002	MW-109D	EPA 9056	718307		
50337211003	MW-110S	EPA 9056	718307		
50337211004	MW-110D	EPA 9056	718307		
50337211001	MW-109I	EPA 3010	718363	EPA 6010	718671
50337211002	MW-109D	EPA 3010	718363	EPA 6010	718671
50337211003	MW-110S	EPA 3010	718363	EPA 6010	718671
50337211004	MW-110D	EPA 3010	718363	EPA 6010	718671
50337211001	MW-109I	EPA 3010	718362	EPA 6010	718669
50337211002	MW-109D	EPA 3010	718362	EPA 6010	718669
50337211003	MW-110S	EPA 3010	718362	EPA 6010	718669
50337211004	MW-110D	EPA 3010	718362	EPA 6010	718669
50337211001	MW-109I	EPA 200.2	718335	EPA 6020	718491
50337211002	MW-109D	EPA 200.2	718335	EPA 6020	718491
50337211003	MW-110S	EPA 200.2	718335	EPA 6020	718491
50337211004	MW-110D	EPA 200.2	718335	EPA 6020	718491
50337211001	MW-109I	EPA 903.1	567159		
50337211002	MW-109D	EPA 903.1	567159		
50337211003	MW-110S	EPA 903.1	567159		
50337211004	MW-110D	EPA 903.1	567159		
50337211005	MW-110S MS	EPA 903.1	567159		
50337211006	MW-110S MSD	EPA 903.1	567159		
50337211001	MW-109I	EPA 904.0	567160		
50337211002	MW-109D	EPA 904.0	567160		
50337211003	MW-110S	EPA 904.0	567160		
50337211004	MW-110D	EPA 904.0	567160		
50337211005	MW-110S MS	EPA 904.0	567160		
50337211006	MW-110S MSD	EPA 904.0	567160		
50337211001	MW-109I	Total Radium Calculation	569806		
50337211002	MW-109D	Total Radium Calculation	569806		
50337211003	MW-110S	Total Radium Calculation	569806		
50337211004	MW-110D	Total Radium Calculation	569806		
50337211001	MW-109I	SM 2320B	718638		
50337211002	MW-109D	SM 2320B	718638		
50337211003	MW-110S	SM 2320B	718423		
50337211004	MW-110D	SM 2320B	718638		
50337211001	MW-109I	SM 2540C	718365		
50337211002	MW-109D	SM 2540C	718365		
50337211003	MW-110S	SM 2540C	718365		
50337211004	MW-110D	SM 2540C	718365		
50337211001	MW-109I	SM 4500-Cl G	718367		
50337211002	MW-109D	SM 4500-Cl G	718367		
50337211003	MW-110S	SM 4500-Cl G	718367		

REPORT OF LABORATORY ANALYSIS

This report shall not be reproduced, except in full, without the written consent of Pace Analytical Services, LLC.



QUALITY CONTROL DATA CROSS REFERENCE TABLE

Project: Harding St Ash Pond System

Pace Project No.: 50337211

Lab ID	Sample ID	QC Batch Method	QC Batch	Analytical Method	Analytical Batch
50337211004	MW-110D	SM 4500-CI G	718367		
50337211001	MW-109I	SM 4500-H+B	719191		
50337211002	MW-109D	SM 4500-H+B	719191		
50337211003	MW-110S	SM 4500-H+B	719322		
50337211004	MW-110D	SM 4500-H+B	719191		
50337211001	MW-109I	SM 4500-S2-D	718592		
50337211002	MW-109D	SM 4500-S2-D	718592		
50337211003	MW-110S	SM 4500-S2-D	718592		
50337211004	MW-110D	SM 4500-S2-D	718592		
50337211001	MW-109I	HACH 8146	718418		
50337211002	MW-109D	HACH 8146	718418		
50337211003	MW-110S	HACH 8146	718418		
50337211004	MW-110D	HACH 8146	718418		
50337211001	MW-109I	EPA 353.2	718290		
50337211002	MW-109D	EPA 353.2	718290		
50337211003	MW-110S	EPA 353.2	718290		
50337211004	MW-110D	EPA 353.2	718290		
50337211001	MW-109I	EPA 365.1	718322	EPA 365.1	718765
50337211002	MW-109D	EPA 365.1	718322	EPA 365.1	718765
50337211003	MW-110S	EPA 365.1	718322	EPA 365.1	718765
50337211004	MW-110D	EPA 365.1	718322	EPA 365.1	718765
50337211001	MW-109I	SM 5310C	718957		
50337211002	MW-109D	SM 5310C	718957		
50337211003	MW-110S	SM 5310C	718957		
50337211004	MW-110D	SM 5310C	718957		
50337211001	MW-109I	SM 5310C	718959		
50337211002	MW-109D	SM 5310C	718959		
50337211003	MW-110S	SM 5310C	718959		
50337211004	MW-110D	SM 5310C	718959		

REPORT OF LABORATORY ANALYSIS

This report shall not be reproduced, except in full,
without the written consent of Pace Analytical Services, LLC.



SAMPLE CONDITION UPON RECEIPT FORM

Date/Time and Initials of person examining contents: MTL 2/10/23 1400

1. Courier: FED EX UPS CLIENT PACE USPS OTHER _____

2. Custody Seal on Cooler/Box Present: Yes No
 (If yes)Seals Intact: Yes No (leave blank if no seals were present)

3. Thermometer: **1 2 3 4 5 6 A B C D E F**

4. Cooler Temperature(s): 2.4/2.1 2.2/1.9 1.6/1.3 _____
 (Initial/Corrected) RECORD TEMPS OF ALL COOLERS RECEIVED (use Comments below to add more)

5. Packing Material: Bubble Wrap Bubble Bags
 None Other _____

6. Ice Type: Wet Blue None

7. If temp. is over 6°C or under 0°C, was the PM notified?: Yes No
 Cooler temp should be above freezing to 6°C

All discrepancies will be written out in the comments section below.

	Yes	No		Yes	No	N/A
USDA Regulated Soils? (HI, ID, NY, WA, OR, CA, NM, TX, OK, AR, LA, TN, AL, MS, NC, SC, GA, FL, or Puerto Rico)		/	All containers needing acid/base preservation have been pH CHECKED?: Exceptions: VOA, coliform, LLHg, O&G, RAD CHEM, and any container with a septum cap or preserved with HCl.	/		
Short Hold Time Analysis (48 hours or less)? Analysis: <u>NO3</u>	/		Circle: <u>HNO3 (<2)</u> <u>H2SO4 (<2)</u> NaOH (>10) <u>NaOH/ZnAc (>9)</u> Any non-conformance to pH recommendations will be noted on the container count form	/		
Time 5035A TC placed in Freezer or Short Holds To Lab	Time:		Residual Chlorine Check (SVOC 625 Pest/PCB 608)	Present	Absent	N/A
Rush TAT Requested (4 days or less):		/	Residual Chlorine Check (Total/Amenable/Free Cyanide)			/
Custody Signatures Present?	/		Headspace Wisconsin Sulfide?			/
Containers Intact?:	/		Headspace in VOA Vials (>6mm): See Container Count form for details	Present	Absent	No VOA Vials Sent
Sample Label (IDs/Dates/Times) Match COC?: Except TCs, which only require sample ID	/		Trip Blank Present?		/	
Extra labels on Terracore Vials? (soils only)			Trip Blank Custody Seals?:		/	

COMMENTS:

Sample Container Count

** Place a RED dot on containers that are out of conformance **

COC Line Item	WGFU	MeOH (only) SBS DI R	VIALS			AMBER GLASS							PLASTIC							OTHER			Matrix	Nitric Red	Sulfuric Yellow	Sodium Hydroxide Green	Sodium Hydroxide/ ZnAc Black					
			DG9H	VG9H	VOA VIAL HS (>6mm)	VG9U	DG9U	VG9T	AG0U	AG1H	AG1U	AG2U	AG3S	AG3SF	AG3C	BP1U	BP1N	BP2U	BP3U	BP3N	BP3F	BP3S						BP3B	BP3Z	CG3H	CG3F	Syringe Kit
			HNO3 <2	H2SO4 <2	NaOH >10	NaOH/Zn Ac >9																										
1										1	1			2	1	2	1	1	1		1						WT	✓	✓		✓	
2										1	1			2	1	2	1	1	1		1						WT	✓	✓		✓	
3										3	3			6	3	6	3	3	3		3						WT	✓	✓		✓	
4										1	1			2	1	2	1	1	1		1						WT	✓	✓		✓	
5																																
6																																
7																																
8																																
9																																
10																																
11																																
12																																

Container Codes

Glass				Plastic			
DG9H	40mL HCl amber voa vial	BG1T	1L Na Thiosulfate clear glass	BP1B	1L NaOH plastic	BP4U	125mL unpreserved plastic
DG9P	40mL TSP amber vial	BG1U	1L unpreserved glass	BP1N	1L HNO3 plastic	BP4N	125mL HNO3 plastic
DG9S	40mL H2SO4 amber vial	BG3H	250mL HCl Clear Glass	BP1S	1L H2SO4 plastic	BP4S	125mL H2SO4 plastic
DG9T	40mL Na Thio amber vial	BG3U	250mL Unpres Clear Glass	BP1U	1L unpreserved plastic	Miscellaneous	
DG9U	40mL unpreserved amber vial	AG0U	100mL unpres amber glass	BP1Z	1L NaOH, Zn, Ac		
VG9H	40mL HCl clear vial	AG1H	1L HCl amber glass	BP2N	500mL HNO3 plastic	Syringe Kit	LL Cr+6 sampling kit
VG9T	40mL Na Thio. clear vial	AG1S	1L H2SO4 amber glass	BP2C	500mL NaOH plastic	ZPLC	Ziploc Bag
VG9U	40mL unpreserved clear vial	AG1T	1L Na Thiosulfate amber glass	BP2S	500mL H2SO4 plastic	R	Terracore Kit
I	40mL w/hexane wipe vial	AG1U	1liter unpres amber glass	BP2U	500mL unpreserved plastic	SP5T	120mL Coliform Sodium Thiosulfate
WGKU	8oz unpreserved clear jar	AG2N	500mL HNO3 amber glass	BP2Z	500mL NaOH, Zn Ac	GN	General Container
WGFU	4oz clear soil jar	AG2S	500mL H2SO4 amber glass	BP3B	250mL NaOH plastic	U	Summa Can (air sample)
JGFU	4oz unpreserved amber wide	AG2U	500mL unpres amber glass	BP3N	250mL HNO3 plastic	WT	Water
CG3H	250mL clear glass HCl	AG3S	250mL H2SO4 amber glass	BP3F	250mL HNO3 plastic-field filtered	SL	Solid Solid
CG3F	250mL clear glass HCl, Field Filter	AG3SF	250mL H2SO4 amb glass -field filtered	BP3U	250mL unpreserved plastic	OL:	Oil
BG1H	1L HCl clear glass	AG3U	250mL unpres amber glass	BP3S	250mL H2SO4 plastic	NAL	Non-aqueous liquid
BG1S	1L H2SO4 clear glass	AG3C	250mL NaOH amber glass	BP3Z	250mL NaOH, ZnAc plastic	WP	Wipe



August 11, 2023

Mr. Mark Breting
ATC Group Services
7988 Centerpoint Drive
Suite 100
Indianapolis, IN 46256

RE: Project: Harding St Ash Pond System
Pace Project No.: 50337618

Dear Mr. Breting:

Enclosed are the analytical results for sample(s) received by the laboratory on February 16, 2023. The results relate only to the samples included in this report. Results reported herein conform to the applicable TNI/NELAC Standards and the laboratory's Quality Manual, where applicable, unless otherwise noted in the body of the report.

The test results provided in this final report were generated by each of the following laboratories within the Pace Network:

- Pace Analytical Services - Indianapolis
- Pace Analytical Services - Greensburg

If you have any questions concerning this report, please feel free to contact me.

Sincerely,

Will Statz
will.statz@pacelabs.com
(317)228-3105
Project Manager

Enclosures

cc: Mohammed Bazlamit, Atlas
Mr. Robert Miller, Haley & Aldrich



REPORT OF LABORATORY ANALYSIS

This report shall not be reproduced, except in full,
without the written consent of Pace Analytical Services, LLC.



CERTIFICATIONS

Project: Harding St Ash Pond System
Pace Project No.: 50337618

Pace Analytical Services Pennsylvania

1638 Roseytown Rd Suites 2,3&4, Greensburg, PA 15601
ANAB DOD-ELAP Rad Accreditation #: L2417
ANABISO/IEC 17025:2017 Rad Cert#: L24170
Alabama Certification #: 41590
Arizona Certification #: AZ0734
Arkansas Certification
California Certification #: 2950
Colorado Certification #: PA01547
Connecticut Certification #: PH-0694
EPA Region 4 DW Rad
Florida/TNI Certification #: E87683
Georgia Certification #: C040
Guam Certification
Hawaii Certification
Idaho Certification
Illinois Certification
Indiana Certification
Iowa Certification #: 391
Kansas Certification #: E-10358
Kentucky Certification #: KY90133
KY WW Permit #: KY0098221
KY WW Permit #: KY0000221
Louisiana DHH/TNI Certification #: LA010
Louisiana DEQ/TNI Certification #: 04086
Maine Certification #: 2023021
Maryland Certification #: 308
Massachusetts Certification #: M-PA1457
Michigan/PADEP Certification #: 9991

Missouri Certification #: 235
Montana Certification #: Cert0082
Nebraska Certification #: NE-OS-29-14
Nevada Certification #: PA014572023-03
New Hampshire/TNI Certification #: 297622
New Jersey/TNI Certification #: PA051
New Mexico Certification #: PA01457
New York/TNI Certification #: 10888
North Carolina Certification #: 42706
North Dakota Certification #: R-190
Ohio EPA Rad Approval: #41249
Oregon/TNI Certification #: PA200002-015
Pennsylvania/TNI Certification #: 65-00282
Puerto Rico Certification #: PA01457
Rhode Island Certification #: 65-00282
South Dakota Certification
Tennessee Certification #: TN02867
Texas/TNI Certification #: T104704188-22-18
Utah/TNI Certification #: PA014572223-14
USDA Soil Permit #: 525-23-67-77263
Vermont Dept. of Health: ID# VT-0282
Virgin Island/PADEP Certification
Virginia/VELAP Certification #: 460198
Washington Certification #: C868
West Virginia DEP Certification #: 143
West Virginia DHHR Certification #: 9964C
Wisconsin Approve List for Rad

Pace Analytical Services Indianapolis

7726 Moller Road, Indianapolis, IN 46268
Illinois Accreditation #: 200074
Indiana Drinking Water Laboratory #: C-49-06
Kansas/TNI Certification #: E-10177
Kentucky UST Agency Interest #: 80226
Kentucky WW Laboratory ID #: 98019
Michigan Drinking Water Laboratory #9050

Ohio VAP Certified Laboratory #: CL0065
Oklahoma Laboratory #: 9204
Texas Certification #: T104704355
Wisconsin Laboratory #: 999788130
USDA Foreign Soil Permit #: 525-23-13-23119
USDA Compliance Agreement #: IN-SL-22-001

REPORT OF LABORATORY ANALYSIS

This report shall not be reproduced, except in full,
without the written consent of Pace Analytical Services, LLC.



SAMPLE SUMMARY

Project: Harding St Ash Pond System
Pace Project No.: 50337618

Lab ID	Sample ID	Matrix	Date Collected	Date Received
50337618001	MW-7D1	Water	02/15/23 12:15	02/16/23 15:45
50337618002	DUP-1	Water	02/15/23 08:00	02/16/23 15:45
50337618003	FB-1	Water	02/15/23 11:30	02/16/23 15:45

REPORT OF LABORATORY ANALYSIS

This report shall not be reproduced, except in full,
without the written consent of Pace Analytical Services, LLC.



SAMPLE ANALYTE COUNT

Project: Harding St Ash Pond System
 Pace Project No.: 50337618

Lab ID	Sample ID	Method	Analysts	Analytes Reported	Laboratory		
50337618001	MW-7D1	EPA 9056	RMR	3	PASI-I		
		EPA 6010	JPK	9	PASI-I		
		EPA 6010	MTM	2	PASI-I		
		EPA 6020	DMT	10	PASI-I		
		EPA 903.1	CLM	1	PASI-PA		
		EPA 904.0	ZPC	1	PASI-PA		
		Total Radium Calculation	JAL	1	PASI-PA		
		SM 2320B	DAW	3	PASI-I		
		SM 2540C	TRK	1	PASI-I		
		SM 4500-CI G	BEP	1	PASI-I		
		SM 4500-H+B	LHZ	1	PASI-I		
		SM 4500-S2-D	BEP	1	PASI-I		
		HACH 8146	BEP	1	PASI-I		
		EPA 353.2	OAS	2	PASI-I		
		EPA 365.1	YAM	1	PASI-I		
		SM 5310C	ATS	1	PASI-I		
		SM 5310C	ATS	1	PASI-I		
		50337618002	DUP-1	EPA 9056	RMR	3	PASI-I
				EPA 6010	JPK	9	PASI-I
				EPA 6010	MTM	2	PASI-I
EPA 6020	DMT			10	PASI-I		
EPA 903.1	CLM			1	PASI-PA		
EPA 904.0	ZPC			1	PASI-PA		
Total Radium Calculation	JAL			1	PASI-PA		
SM 2320B	DAW			3	PASI-I		
SM 2540C	TRK			1	PASI-I		
SM 4500-CI G	BEP			1	PASI-I		
SM 4500-H+B	LHZ			1	PASI-I		
SM 4500-S2-D	BEP			1	PASI-I		
HACH 8146	BEP			1	PASI-I		
EPA 353.2	OAS			2	PASI-I		
EPA 365.1	YAM			1	PASI-I		
SM 5310C	ATS			1	PASI-I		
SM 5310C	ATS			1	PASI-I		
50337618003	FB-1			EPA 9056	RMR	3	PASI-I
				EPA 6010	JPK	9	PASI-I
				EPA 6020	DMT	10	PASI-I

REPORT OF LABORATORY ANALYSIS

This report shall not be reproduced, except in full,
 without the written consent of Pace Analytical Services, LLC.



SAMPLE ANALYTE COUNT

Project: Harding St Ash Pond System

Pace Project No.: 50337618

Lab ID	Sample ID	Method	Analysts	Analytes Reported	Laboratory
		EPA 903.1	CLM	1	PASI-PA
		EPA 904.0	ZPC	1	PASI-PA
		Total Radium Calculation	LAL	1	PASI-PA
		SM 2320B	DAW	3	PASI-I
		SM 2540C	TRK	1	PASI-I
		SM 4500-CI G	BEP	1	PASI-I
		SM 4500-H+B	LHZ	1	PASI-I
		SM 4500-S2-D	BEP	1	PASI-I
		HACH 8146	BEP	1	PASI-I
		EPA 353.2	OAS	2	PASI-I
		EPA 365.1	YAM	1	PASI-I
		SM 5310C	ATS	1	PASI-I

PASI-I = Pace Analytical Services - Indianapolis

PASI-PA = Pace Analytical Services - Greensburg

REPORT OF LABORATORY ANALYSIS

This report shall not be reproduced, except in full,
without the written consent of Pace Analytical Services, LLC.



SUMMARY OF DETECTION

Project: Harding St Ash Pond System

Pace Project No.: 50337618

Lab Sample ID	Client Sample ID	Result	Units	Report Limit	Analyzed	Qualifiers
Method	Parameters					
50337618001	MW-7D1					
EPA 9056	Chloride	46.1	mg/L	2.5	02/21/23 23:29	
EPA 9056	Fluoride	0.27	mg/L	0.10	02/18/23 22:06	
EPA 9056	Sulfate	359	mg/L	25.0	02/18/23 22:36	
EPA 6010	Aluminum	275	ug/L	200	02/21/23 03:58	
EPA 6010	Boron	13900	ug/L	100	02/21/23 03:58	
EPA 6010	Calcium	225000	ug/L	2000	02/21/23 23:36	
EPA 6010	Lithium	113	ug/L	20.0	02/21/23 03:58	
EPA 6010	Magnesium	45600	ug/L	1000	02/21/23 03:58	
EPA 6010	Manganese	389	ug/L	10.0	02/21/23 03:58	
EPA 6010	Potassium	16700	ug/L	1000	02/21/23 03:58	
EPA 6010	Silica	12900	ug/L	450	02/21/23 03:58	N2
EPA 6010	Sodium	186000	ug/L	1000	02/21/23 03:58	
EPA 6010	Manganese, Dissolved	317	ug/L	10.0	02/22/23 15:00	
EPA 6010	Molybdenum, Dissolved	552	ug/L	10.0	02/22/23 15:00	
EPA 6020	Arsenic	337	ug/L	5.0	02/19/23 11:55	
EPA 6020	Barium	65.6	ug/L	1.0	02/18/23 06:42	
EPA 6020	Molybdenum	576	ug/L	5.0	02/19/23 11:55	
EPA 903.1	Radium-226	0.423 ± 0.481 (0.759)	pCi/L		03/07/23 17:08	
EPA 904.0	Radium-228	C:NA T:95% 0.801 ± 0.424 (0.757)	pCi/L		03/07/23 14:57	
		C:83% T:80%				
Total Radium Calculation	Total Radium	1.22 ± 0.905 (1.52)	pCi/L		03/08/23 14:20	
SM 2320B	Alkalinity, Total as CaCO3	223	mg/L	10.0	02/17/23 22:43	
SM 2320B	Alkalinity,Bicarbonate (CaCO3)	223	mg/L	10.0	02/17/23 22:43	
SM 2540C	Total Dissolved Solids	1460	mg/L	20.0	02/20/23 15:37	
SM 4500-H+B	pH at 25 Degrees C	7.7	Std. Units	0.10	02/24/23 14:13	H3
HACH 8146	Iron, Ferrous	0.41	mg/L	0.20	02/20/23 16:36	H3,N2
EPA 365.1	Phosphate as P04	1.4	mg/L	0.15	02/22/23 12:52	
SM 5310C	Total Organic Carbon	2.1	mg/L	1.0	02/22/23 22:33	
SM 5310C	Dissolved Organic Carbon	2.0	mg/L	1.0	02/26/23 00:28	
50337618002	DUP-1					
EPA 9056	Chloride	14.2	mg/L	2.5	02/21/23 23:46	
EPA 9056	Fluoride	0.23	mg/L	0.10	02/18/23 22:50	
EPA 9056	Sulfate	390	mg/L	25.0	02/18/23 23:20	
EPA 6010	Aluminum	283	ug/L	200	02/21/23 04:01	
EPA 6010	Boron	13700	ug/L	100	02/21/23 04:01	
EPA 6010	Calcium	225000	ug/L	2000	02/21/23 23:39	
EPA 6010	Lithium	107	ug/L	20.0	02/21/23 04:01	
EPA 6010	Magnesium	45100	ug/L	1000	02/21/23 04:01	
EPA 6010	Manganese	384	ug/L	10.0	02/21/23 04:01	
EPA 6010	Potassium	16200	ug/L	1000	02/21/23 04:01	
EPA 6010	Silica	12800	ug/L	450	02/21/23 04:01	N2

REPORT OF LABORATORY ANALYSIS

This report shall not be reproduced, except in full,
without the written consent of Pace Analytical Services, LLC.



SUMMARY OF DETECTION

Project: Harding St Ash Pond System
 Pace Project No.: 50337618

Lab Sample ID Method	Client Sample ID Parameters	Result	Units	Report Limit	Analyzed	Qualifiers
50337618002	DUP-1					
EPA 6010	Sodium	181000	ug/L	1000	02/21/23 04:01	
EPA 6010	Manganese, Dissolved	332	ug/L	10.0	02/22/23 15:02	
EPA 6010	Molybdenum, Dissolved	566	ug/L	10.0	02/22/23 15:02	
EPA 6020	Arsenic	336	ug/L	5.0	02/19/23 12:05	
EPA 6020	Barium	65.4	ug/L	1.0	02/18/23 06:52	
EPA 6020	Molybdenum	574	ug/L	5.0	02/19/23 12:05	
EPA 903.1	Radium-226	0.276 ± 0.636 (1.15) C:NA	pCi/L		03/07/23 17:08	
EPA 904.0	Radium-228	T:93% 0.589 ± 0.348 (0.635) C:85% T:83%	pCi/L		03/07/23 14:57	
Total Radium Calculation	Total Radium	0.865 ± 0.984 (1.79)	pCi/L		03/08/23 14:20	
SM 2320B	Alkalinity, Total as CaCO3	221	mg/L	10.0	02/17/23 22:43	
SM 2320B	Alkalinity, Bicarbonate (CaCO3)	221	mg/L	10.0	02/17/23 22:43	
SM 2540C	Total Dissolved Solids	1470	mg/L	20.0	02/20/23 15:37	
SM 4500-H+B	pH at 25 Degrees C	7.7	Std. Units	0.10	02/24/23 14:14	H3
EPA 365.1	Phosphate as P04	1.3	mg/L	0.15	02/22/23 12:53	
SM 5310C	Total Organic Carbon	2.0	mg/L	1.0	02/22/23 22:46	
SM 5310C	Dissolved Organic Carbon	2.1	mg/L	1.0	02/26/23 00:41	
50337618003	FB-1					
EPA 903.1	Radium-226	-0.0734 ± 0.381 (0.881) C:NA T:100%	pCi/L		03/11/23 15:59	
EPA 904.0	Radium-228	0.342 ± 0.373 (0.779) C:82% T:83%	pCi/L		03/07/23 14:58	
Total Radium Calculation	Total Radium	0.342 ± 0.754 (1.66)	pCi/L		03/14/23 15:02	
SM 4500-H+B	pH at 25 Degrees C	6.0	Std. Units	0.10	02/24/23 14:16	H3

REPORT OF LABORATORY ANALYSIS

This report shall not be reproduced, except in full,
 without the written consent of Pace Analytical Services, LLC.



ANALYTICAL RESULTS

Project: Harding St Ash Pond System

Pace Project No.: 50337618

Sample: MW-7D1		Lab ID: 50337618001		Collected: 02/15/23 12:15		Received: 02/16/23 15:45		Matrix: Water	
Parameters	Results	Units	Report Limit	MDL	DF	Prepared	Analyzed	CAS No.	Qual
9056 IC Anions		Analytical Method: EPA 9056 Pace Analytical Services - Indianapolis							
Chloride	46.1	mg/L	2.5	0.67	10		02/21/23 23:29	16887-00-6	
Fluoride	0.27	mg/L	0.10	0.017	1		02/18/23 22:06	16984-48-8	
Sulfate	359	mg/L	25.0	8.5	100		02/18/23 22:36	14808-79-8	
6010 MET ICP		Analytical Method: EPA 6010 Preparation Method: EPA 3010 Pace Analytical Services - Indianapolis							
Aluminum	275	ug/L	200	55.4	1	02/20/23 09:40	02/21/23 03:58	7429-90-5	
Boron	13900	ug/L	100	37.6	1	02/20/23 09:40	02/21/23 03:58	7440-42-8	
Calcium	225000	ug/L	2000	326	2	02/20/23 09:40	02/21/23 23:36	7440-70-2	
Lithium	113	ug/L	20.0	6.2	1	02/20/23 09:40	02/21/23 03:58	7439-93-2	
Magnesium	45600	ug/L	1000	71.8	1	02/20/23 09:40	02/21/23 03:58	7439-95-4	
Manganese	389	ug/L	10.0	2.5	1	02/20/23 09:40	02/21/23 03:58	7439-96-5	
Potassium	16700	ug/L	1000	281	1	02/20/23 09:40	02/21/23 03:58	7440-09-7	
Silica	12900	ug/L	450		1	02/20/23 09:40	02/21/23 03:58	7631-86-9	N2
Sodium	186000	ug/L	1000	214	1	02/20/23 09:40	02/21/23 03:58	7440-23-5	
6010 MET ICP, Dissolved		Analytical Method: EPA 6010 Preparation Method: EPA 3010 Pace Analytical Services - Indianapolis							
Manganese, Dissolved	317	ug/L	10.0	2.5	1	02/17/23 15:53	02/22/23 15:00	7439-96-5	
Molybdenum, Dissolved	552	ug/L	10.0	3.7	1	02/17/23 15:53	02/22/23 15:00	7439-98-7	
6020 MET ICPMS		Analytical Method: EPA 6020 Preparation Method: EPA 200.2 Pace Analytical Services - Indianapolis							
Antimony	ND	ug/L	1.0	0.036	1	02/17/23 07:10	02/18/23 06:42	7440-36-0	
Arsenic	337	ug/L	5.0	0.26	5	02/17/23 07:10	02/19/23 11:55	7440-38-2	
Barium	65.6	ug/L	1.0	0.051	1	02/17/23 07:10	02/18/23 06:42	7440-39-3	
Beryllium	ND	ug/L	0.20	0.028	1	02/17/23 07:10	02/18/23 06:42	7440-41-7	
Cadmium	ND	ug/L	0.20	0.0090	1	02/17/23 07:10	02/18/23 06:42	7440-43-9	
Cobalt	ND	ug/L	1.0	0.032	1	02/17/23 07:10	02/18/23 06:42	7440-48-4	
Lead	ND	ug/L	1.0	0.034	1	02/17/23 07:10	02/18/23 06:42	7439-92-1	
Molybdenum	576	ug/L	5.0	0.24	5	02/17/23 07:10	02/19/23 11:55	7439-98-7	
Selenium	ND	ug/L	1.0	0.23	1	02/17/23 07:10	02/18/23 06:42	7782-49-2	
Thallium	ND	ug/L	1.0	0.033	1	02/17/23 07:10	02/18/23 06:42	7440-28-0	
2320B Alkalinity		Analytical Method: SM 2320B Pace Analytical Services - Indianapolis							
Alkalinity, Total as CaCO3	223	mg/L	10.0	10.0	1		02/17/23 22:43		
Alkalinity,Bicarbonate (CaCO3)	223	mg/L	10.0	10.0	1		02/17/23 22:43		
Alkalinity,Carbonate (CaCO3)	ND	mg/L	10.0	10.0	1		02/17/23 22:43		
2540C Total Dissolved Solids		Analytical Method: SM 2540C Pace Analytical Services - Indianapolis							
Total Dissolved Solids	1460	mg/L	20.0	20.0	1		02/20/23 15:37		

REPORT OF LABORATORY ANALYSIS

This report shall not be reproduced, except in full,
without the written consent of Pace Analytical Services, LLC.



ANALYTICAL RESULTS

Project: Harding St Ash Pond System
 Pace Project No.: 50337618

Sample: MW-7D1		Lab ID: 50337618001		Collected: 02/15/23 12:15	Received: 02/16/23 15:45	Matrix: Water				
Parameters	Results	Units	Report Limit	MDL	DF	Prepared	Analyzed	CAS No.	Qual	
4500CL G Chlorine, Residual		Analytical Method: SM 4500-Cl G Pace Analytical Services - Indianapolis								
Chlorine, Total Residual	ND	mg/L	0.10	0.034	1		02/20/23 15:55	7782-50-5	H3	
4500H+ pH, Electrometric		Analytical Method: SM 4500-H+B Pace Analytical Services - Indianapolis								
pH at 25 Degrees C	7.7	Std. Units	0.10	0.10	1		02/24/23 14:13		H3	
4500S2D Sulfide Water		Analytical Method: SM 4500-S2-D Pace Analytical Services - Indianapolis								
Sulfide	ND	mg/L	0.10	0.025	1		02/17/23 13:08	18496-25-8		
Iron, Ferrous		Analytical Method: HACH 8146 Pace Analytical Services - Indianapolis								
Iron, Ferrous	0.41	mg/L	0.20	0.035	1		02/20/23 16:36	15438-31-0	H3,N2	
353.2 Nitrogen, NO2/NO3 unpres		Analytical Method: EPA 353.2 Pace Analytical Services - Indianapolis								
Nitrogen, Nitrate	ND	mg/L	0.10	0.011	1		02/16/23 18:34	14797-55-8		
Nitrogen, Nitrite	ND	mg/L	0.10	0.0040	1		02/16/23 18:34	14797-65-0		
365.1 Total Phosphorus		Analytical Method: EPA 365.1 Preparation Method: EPA 365.1 Pace Analytical Services - Indianapolis								
Phosphate as P04	1.4	mg/L	0.15	0.15	1	02/17/23 09:30	02/22/23 12:52			
5310C TOC		Analytical Method: SM 5310C Pace Analytical Services - Indianapolis								
Total Organic Carbon	2.1	mg/L	1.0	0.24	1		02/22/23 22:33	7440-44-0		
5310C Dissolved Organic Carbon		Analytical Method: SM 5310C Pace Analytical Services - Indianapolis								
Dissolved Organic Carbon	2.0	mg/L	1.0	0.24	1		02/26/23 00:28			

REPORT OF LABORATORY ANALYSIS

This report shall not be reproduced, except in full,
 without the written consent of Pace Analytical Services, LLC.



ANALYTICAL RESULTS

Project: Harding St Ash Pond System

Pace Project No.: 50337618

Sample: DUP-1 Lab ID: 50337618002 Collected: 02/15/23 08:00 Received: 02/16/23 15:45 Matrix: Water

Parameters	Results	Units	Report Limit	MDL	DF	Prepared	Analyzed	CAS No.	Qual
9056 IC Anions									
Analytical Method: EPA 9056									
Pace Analytical Services - Indianapolis									
Chloride	14.2	mg/L	2.5	0.67	10		02/21/23 23:46	16887-00-6	
Fluoride	0.23	mg/L	0.10	0.017	1		02/18/23 22:50	16984-48-8	
Sulfate	390	mg/L	25.0	8.5	100		02/18/23 23:20	14808-79-8	
6010 MET ICP									
Analytical Method: EPA 6010 Preparation Method: EPA 3010									
Pace Analytical Services - Indianapolis									
Aluminum	283	ug/L	200	55.4	1	02/20/23 09:40	02/21/23 04:01	7429-90-5	
Boron	13700	ug/L	100	37.6	1	02/20/23 09:40	02/21/23 04:01	7440-42-8	
Calcium	225000	ug/L	2000	326	2	02/20/23 09:40	02/21/23 23:39	7440-70-2	
Lithium	107	ug/L	20.0	6.2	1	02/20/23 09:40	02/21/23 04:01	7439-93-2	
Magnesium	45100	ug/L	1000	71.8	1	02/20/23 09:40	02/21/23 04:01	7439-95-4	
Manganese	384	ug/L	10.0	2.5	1	02/20/23 09:40	02/21/23 04:01	7439-96-5	
Potassium	16200	ug/L	1000	281	1	02/20/23 09:40	02/21/23 04:01	7440-09-7	
Silica	12800	ug/L	450		1	02/20/23 09:40	02/21/23 04:01	7631-86-9	N2
Sodium	181000	ug/L	1000	214	1	02/20/23 09:40	02/21/23 04:01	7440-23-5	
6010 MET ICP, Dissolved									
Analytical Method: EPA 6010 Preparation Method: EPA 3010									
Pace Analytical Services - Indianapolis									
Manganese, Dissolved	332	ug/L	10.0	2.5	1	02/17/23 15:53	02/22/23 15:02	7439-96-5	
Molybdenum, Dissolved	566	ug/L	10.0	3.7	1	02/17/23 15:53	02/22/23 15:02	7439-98-7	
6020 MET ICPMS									
Analytical Method: EPA 6020 Preparation Method: EPA 200.2									
Pace Analytical Services - Indianapolis									
Antimony	ND	ug/L	1.0	0.036	1	02/17/23 07:10	02/18/23 06:52	7440-36-0	
Arsenic	336	ug/L	5.0	0.26	5	02/17/23 07:10	02/19/23 12:05	7440-38-2	
Barium	65.4	ug/L	1.0	0.051	1	02/17/23 07:10	02/18/23 06:52	7440-39-3	
Beryllium	ND	ug/L	0.20	0.028	1	02/17/23 07:10	02/18/23 06:52	7440-41-7	
Cadmium	ND	ug/L	0.20	0.0090	1	02/17/23 07:10	02/18/23 06:52	7440-43-9	
Cobalt	ND	ug/L	1.0	0.032	1	02/17/23 07:10	02/18/23 06:52	7440-48-4	
Lead	ND	ug/L	1.0	0.034	1	02/17/23 07:10	02/18/23 06:52	7439-92-1	
Molybdenum	574	ug/L	5.0	0.24	5	02/17/23 07:10	02/19/23 12:05	7439-98-7	
Selenium	ND	ug/L	1.0	0.23	1	02/17/23 07:10	02/18/23 06:52	7782-49-2	
Thallium	ND	ug/L	1.0	0.033	1	02/17/23 07:10	02/18/23 06:52	7440-28-0	
2320B Alkalinity									
Analytical Method: SM 2320B									
Pace Analytical Services - Indianapolis									
Alkalinity, Total as CaCO3	221	mg/L	10.0	10.0	1		02/17/23 22:43		
Alkalinity,Bicarbonate (CaCO3)	221	mg/L	10.0	10.0	1		02/17/23 22:43		
Alkalinity,Carbonate (CaCO3)	ND	mg/L	10.0	10.0	1		02/17/23 22:43		
2540C Total Dissolved Solids									
Analytical Method: SM 2540C									
Pace Analytical Services - Indianapolis									
Total Dissolved Solids	1470	mg/L	20.0	20.0	1		02/20/23 15:37		

REPORT OF LABORATORY ANALYSIS

This report shall not be reproduced, except in full,
without the written consent of Pace Analytical Services, LLC.



ANALYTICAL RESULTS

Project: Harding St Ash Pond System
 Pace Project No.: 50337618

Sample: DUP-1 Lab ID: 50337618002 Collected: 02/15/23 08:00 Received: 02/16/23 15:45 Matrix: Water									
Parameters	Results	Units	Report Limit	MDL	DF	Prepared	Analyzed	CAS No.	Qual
4500CL G Chlorine, Residual									
Analytical Method: SM 4500-Cl G Pace Analytical Services - Indianapolis									
Chlorine, Total Residual	ND	mg/L	0.10	0.034	1		02/20/23 15:55	7782-50-5	H3
4500H+ pH, Electrometric									
Analytical Method: SM 4500-H+B Pace Analytical Services - Indianapolis									
pH at 25 Degrees C	7.7	Std. Units	0.10	0.10	1		02/24/23 14:14		H3
4500S2D Sulfide Water									
Analytical Method: SM 4500-S2-D Pace Analytical Services - Indianapolis									
Sulfide	ND	mg/L	0.10	0.025	1		02/17/23 13:08	18496-25-8	
Iron, Ferrous									
Analytical Method: HACH 8146 Pace Analytical Services - Indianapolis									
Iron, Ferrous	ND	mg/L	0.20	0.035	1		02/20/23 16:35	15438-31-0	H3,N2
353.2 Nitrogen, NO2/NO3 unpres									
Analytical Method: EPA 353.2 Pace Analytical Services - Indianapolis									
Nitrogen, Nitrate	ND	mg/L	0.10	0.011	1		02/16/23 18:39	14797-55-8	
Nitrogen, Nitrite	ND	mg/L	0.10	0.0040	1		02/16/23 18:39	14797-65-0	
365.1 Total Phosphorus									
Analytical Method: EPA 365.1 Preparation Method: EPA 365.1 Pace Analytical Services - Indianapolis									
Phosphate as P04	1.3	mg/L	0.15	0.15	1	02/17/23 09:30	02/22/23 12:53		
5310C TOC									
Analytical Method: SM 5310C Pace Analytical Services - Indianapolis									
Total Organic Carbon	2.0	mg/L	1.0	0.24	1		02/22/23 22:46	7440-44-0	
5310C Dissolved Organic Carbon									
Analytical Method: SM 5310C Pace Analytical Services - Indianapolis									
Dissolved Organic Carbon	2.1	mg/L	1.0	0.24	1		02/26/23 00:41		

REPORT OF LABORATORY ANALYSIS

This report shall not be reproduced, except in full,
 without the written consent of Pace Analytical Services, LLC.



ANALYTICAL RESULTS

Project: Harding St Ash Pond System
 Pace Project No.: 50337618

Sample: FB-1 Lab ID: 50337618003 Collected: 02/15/23 11:30 Received: 02/16/23 15:45 Matrix: Water									
Parameters	Results	Units	Report Limit	MDL	DF	Prepared	Analyzed	CAS No.	Qual
9056 IC Anions									
Analytical Method: EPA 9056 Pace Analytical Services - Indianapolis									
Chloride	ND	mg/L	0.25	0.067	1		02/23/23 11:04	16887-00-6	
Fluoride	ND	mg/L	0.10	0.017	1		02/23/23 11:04	16984-48-8	
Sulfate	ND	mg/L	0.25	0.085	1		02/23/23 11:04	14808-79-8	
6010 MET ICP									
Analytical Method: EPA 6010 Preparation Method: EPA 3010 Pace Analytical Services - Indianapolis									
Aluminum	ND	ug/L	200	55.4	1	02/20/23 09:40	02/21/23 04:03	7429-90-5	
Boron	ND	ug/L	100	37.6	1	02/20/23 09:40	02/21/23 04:03	7440-42-8	
Calcium	ND	ug/L	1000	163	1	02/20/23 09:40	02/21/23 04:03	7440-70-2	
Lithium	ND	ug/L	20.0	6.2	1	02/20/23 09:40	02/21/23 04:03	7439-93-2	
Magnesium	ND	ug/L	1000	71.8	1	02/20/23 09:40	02/21/23 04:03	7439-95-4	
Manganese	ND	ug/L	10.0	2.5	1	02/20/23 09:40	02/21/23 04:03	7439-96-5	
Potassium	ND	ug/L	1000	281	1	02/20/23 09:40	02/21/23 04:03	7440-09-7	
Silica	ND	ug/L	450		1	02/20/23 09:40	02/21/23 04:03	7631-86-9	N2
Sodium	ND	ug/L	1000	214	1	02/20/23 09:40	02/21/23 04:03	7440-23-5	
6020 MET ICPMS									
Analytical Method: EPA 6020 Preparation Method: EPA 200.2 Pace Analytical Services - Indianapolis									
Antimony	ND	ug/L	1.0	0.036	1	02/17/23 07:10	02/18/23 06:55	7440-36-0	
Arsenic	ND	ug/L	1.0	0.053	1	02/17/23 07:10	02/18/23 06:55	7440-38-2	
Barium	ND	ug/L	1.0	0.051	1	02/17/23 07:10	02/18/23 06:55	7440-39-3	
Beryllium	ND	ug/L	0.20	0.028	1	02/17/23 07:10	02/18/23 06:55	7440-41-7	
Cadmium	ND	ug/L	0.20	0.0090	1	02/17/23 07:10	02/18/23 06:55	7440-43-9	
Cobalt	ND	ug/L	1.0	0.032	1	02/17/23 07:10	02/18/23 06:55	7440-48-4	
Lead	ND	ug/L	1.0	0.034	1	02/17/23 07:10	02/18/23 06:55	7439-92-1	
Molybdenum	ND	ug/L	1.0	0.048	1	02/17/23 07:10	02/18/23 06:55	7439-98-7	
Selenium	ND	ug/L	1.0	0.23	1	02/17/23 07:10	02/18/23 06:55	7782-49-2	
Thallium	ND	ug/L	1.0	0.033	1	02/17/23 07:10	02/18/23 06:55	7440-28-0	
2320B Alkalinity									
Analytical Method: SM 2320B Pace Analytical Services - Indianapolis									
Alkalinity, Total as CaCO3	ND	mg/L	10.0	10.0	1		02/17/23 22:43		
Alkalinity,Bicarbonate (CaCO3)	ND	mg/L	10.0	10.0	1		02/17/23 22:43		
Alkalinity,Carbonate (CaCO3)	ND	mg/L	10.0	10.0	1		02/17/23 22:43		
2540C Total Dissolved Solids									
Analytical Method: SM 2540C Pace Analytical Services - Indianapolis									
Total Dissolved Solids	ND	mg/L	10.0	10.0	1		02/20/23 15:37		PL
4500CL G Chlorine, Residual									
Analytical Method: SM 4500-Cl G Pace Analytical Services - Indianapolis									
Chlorine, Total Residual	ND	mg/L	0.10	0.034	1		02/20/23 15:55	7782-50-5	H3

REPORT OF LABORATORY ANALYSIS

This report shall not be reproduced, except in full,
 without the written consent of Pace Analytical Services, LLC.



ANALYTICAL RESULTS

Project: Harding St Ash Pond System
 Pace Project No.: 50337618

Sample: FB-1 Lab ID: 50337618003 Collected: 02/15/23 11:30 Received: 02/16/23 15:45 Matrix: Water									
Parameters	Results	Units	Report Limit	MDL	DF	Prepared	Analyzed	CAS No.	Qual
4500H+ pH, Electrometric									
Analytical Method: SM 4500-H+B Pace Analytical Services - Indianapolis									
pH at 25 Degrees C	6.0	Std. Units	0.10	0.10	1		02/24/23 14:16		H3
4500S2D Sulfide Water									
Analytical Method: SM 4500-S2-D Pace Analytical Services - Indianapolis									
Sulfide	ND	mg/L	0.10	0.025	1		02/17/23 13:08	18496-25-8	
Iron, Ferrous									
Analytical Method: HACH 8146 Pace Analytical Services - Indianapolis									
Iron, Ferrous	ND	mg/L	0.20	0.035	1		02/20/23 16:36	15438-31-0	H3,N2
353.2 Nitrogen, NO2/NO3 unpres									
Analytical Method: EPA 353.2 Pace Analytical Services - Indianapolis									
Nitrogen, Nitrate	ND	mg/L	0.10	0.011	1		02/16/23 18:41	14797-55-8	
Nitrogen, Nitrite	ND	mg/L	0.10	0.0040	1		02/16/23 18:41	14797-65-0	
365.1 Total Phosphorus									
Analytical Method: EPA 365.1 Preparation Method: EPA 365.1 Pace Analytical Services - Indianapolis									
Phosphate as P04	ND	mg/L	0.15	0.15	1	02/17/23 09:30	02/22/23 12:53		
5310C TOC									
Analytical Method: SM 5310C Pace Analytical Services - Indianapolis									
Total Organic Carbon	ND	mg/L	1.0	0.24	1		02/22/23 23:20	7440-44-0	

REPORT OF LABORATORY ANALYSIS

This report shall not be reproduced, except in full,
 without the written consent of Pace Analytical Services, LLC.



QUALITY CONTROL DATA

Project: Harding St Ash Pond System

Pace Project No.: 50337618

QC Batch:	719329	Analysis Method:	EPA 9056
QC Batch Method:	EPA 9056	Analysis Description:	9056 IC Anions
		Laboratory:	Pace Analytical Services - Indianapolis

Associated Lab Samples: 50337618001, 50337618002, 50337618003

METHOD BLANK: 3302495 Matrix: Water

Associated Lab Samples: 50337618001, 50337618002, 50337618003

Parameter	Units	Blank Result	Reporting Limit	MDL	Analyzed	Qualifiers
Chloride	mg/L	ND	0.25	0.067	02/21/23 09:49	
Fluoride	mg/L	ND	0.10	0.017	02/21/23 09:49	
Sulfate	mg/L	ND	0.25	0.085	02/21/23 09:49	

LABORATORY CONTROL SAMPLE: 3302496

Parameter	Units	Spike Conc.	LCS Result	LCS % Rec	% Rec Limits	Qualifiers
Chloride	mg/L	1.2	1.2	94	80-120	
Fluoride	mg/L	0.5	0.54	108	80-120	
Sulfate	mg/L	2.5	2.5	100	80-120	

MATRIX SPIKE & MATRIX SPIKE DUPLICATE: 3302497 3302498

Parameter	Units	MS		MSD		MS Result	MSD Result	MS % Rec	MSD % Rec	% Rec Limits	RPD	Max RPD	Qual
		50337132003	Result	Spike Conc.	Spike Conc.								
Chloride	mg/L	14.3	14.3	12.5	12.5	26.3	26.3	96	96	80-120	0	15	
Fluoride	mg/L	1.8	1.8	0.5	0.5	2.4	2.4	110	111	80-120	0	15	
Sulfate	mg/L	<2.0	<2.0	2.5	2.5	2.5	2.5	98	98	80-120	0	15	

Results presented on this page are in the units indicated by the "Units" column except where an alternate unit is presented to the right of the result.

REPORT OF LABORATORY ANALYSIS

This report shall not be reproduced, except in full, without the written consent of Pace Analytical Services, LLC.



QUALITY CONTROL DATA

Project: Harding St Ash Pond System
 Pace Project No.: 50337618

QC Batch: 719274 Analysis Method: EPA 6010
 QC Batch Method: EPA 3010 Analysis Description: 6010 MET
 Laboratory: Pace Analytical Services - Indianapolis
 Associated Lab Samples: 50337618001, 50337618002, 50337618003

METHOD BLANK: 3302072 Matrix: Water
 Associated Lab Samples: 50337618001, 50337618002, 50337618003

Parameter	Units	Blank Result	Reporting Limit	MDL	Analyzed	Qualifiers
Aluminum	ug/L	ND	200	55.4	02/21/23 03:07	
Boron	ug/L	ND	100	37.6	02/21/23 03:07	
Calcium	ug/L	ND	1000	163	02/21/23 03:07	
Lithium	ug/L	ND	20.0	6.2	02/21/23 03:07	
Magnesium	ug/L	ND	1000	71.8	02/21/23 03:07	
Manganese	ug/L	ND	10.0	2.5	02/21/23 03:07	
Potassium	ug/L	ND	1000	281	02/21/23 03:07	
Silica	ug/L	ND	450		02/21/23 03:07	N2
Sodium	ug/L	ND	1000	214	02/21/23 03:07	

LABORATORY CONTROL SAMPLE: 3302073

Parameter	Units	Spike Conc.	LCS Result	LCS % Rec	% Rec Limits	Qualifiers
Aluminum	ug/L	10000	10400	104	80-120	
Boron	ug/L	1000	1030	103	80-120	
Calcium	ug/L	10000	10500	105	80-120	
Lithium	ug/L	1000	1080	108	80-120	
Magnesium	ug/L	10000	10500	105	80-120	
Manganese	ug/L	1000	1020	102	80-120	
Potassium	ug/L	10000	10300	103	80-120	
Silica	ug/L	10700	11900	111	80-120	N2
Sodium	ug/L	10000	10500	105	80-120	

MATRIX SPIKE & MATRIX SPIKE DUPLICATE: 3302074 3302075

Parameter	Units	MS		MSD		MS % Rec	MSD % Rec	% Rec Limits	RPD	Max RPD	Qual
		50337670005	Spike Conc.	Spike Conc.	Result						
Aluminum	ug/L	1320	10000	10000	12100	12400	108	111	75-125	2	20
Boron	ug/L	ND	1000	1000	1100	1140	102	105	75-125	3	20
Calcium	ug/L	115000	10000	10000	118000	128000	27	126	75-125	8	20 P6
Lithium	ug/L	ND	1000	1000	1100	1110	109	110	75-125	0	20
Magnesium	ug/L	34800	10000	10000	44000	46600	93	118	75-125	6	20
Manganese	ug/L	369	1000	1000	1370	1420	100	105	75-125	3	20
Potassium	ug/L	2500	10000	10000	13100	13300	106	108	75-125	2	20
Silica	ug/L	22700	10700	10700	34600	36400	111	128	75-125	5	20 N2
Sodium	ug/L	15200	10000	10000	25200	25900	100	107	75-125	3	20

Results presented on this page are in the units indicated by the "Units" column except where an alternate unit is presented to the right of the result.

REPORT OF LABORATORY ANALYSIS

This report shall not be reproduced, except in full,
 without the written consent of Pace Analytical Services, LLC.



QUALITY CONTROL DATA

Project: Harding St Ash Pond System
 Pace Project No.: 50337618

QC Batch: 719245 Analysis Method: EPA 6010
 QC Batch Method: EPA 3010 Analysis Description: 6010 MET Dissolved
 Laboratory: Pace Analytical Services - Indianapolis

Associated Lab Samples: 50337618001, 50337618002

METHOD BLANK: 3301945 Matrix: Water
 Associated Lab Samples: 50337618001, 50337618002

Parameter	Units	Blank Result	Reporting Limit	MDL	Analyzed	Qualifiers
Manganese, Dissolved	ug/L	ND	10.0	2.5	02/22/23 14:21	
Molybdenum, Dissolved	ug/L	ND	10.0	3.7	02/22/23 14:21	

LABORATORY CONTROL SAMPLE: 3301946

Parameter	Units	Spike Conc.	LCS Result	LCS % Rec	% Rec Limits	Qualifiers
Manganese, Dissolved	ug/L	1000	956	96	80-120	
Molybdenum, Dissolved	ug/L	1000	1040	104	80-120	

MATRIX SPIKE & MATRIX SPIKE DUPLICATE: 3301947 3301948

Parameter	Units	50337253006 Result	MS Spike Conc.	MSD Spike Conc.	MS Result	MSD Result	MS % Rec	MSD % Rec	% Rec Limits	RPD	Max RPD	Qual
Manganese, Dissolved	ug/L	1500	1000	1000	2640	2600	113	110	75-125	1	20	
Molybdenum, Dissolved	ug/L	ND	1000	1000	1080	1060	107	105	75-125	2	20	

MATRIX SPIKE & MATRIX SPIKE DUPLICATE: 3301949 3301950

Parameter	Units	50337296010 Result	MS Spike Conc.	MSD Spike Conc.	MS Result	MSD Result	MS % Rec	MSD % Rec	% Rec Limits	RPD	Max RPD	Qual
Manganese, Dissolved	ug/L	33.2	1000	1000	1020	1020	99	98	75-125	1	20	
Molybdenum, Dissolved	ug/L	ND	1000	1000	1090	1080	108	107	75-125	1	20	

Results presented on this page are in the units indicated by the "Units" column except where an alternate unit is presented to the right of the result.

REPORT OF LABORATORY ANALYSIS

This report shall not be reproduced, except in full,
 without the written consent of Pace Analytical Services, LLC.



QUALITY CONTROL DATA

Project: Harding St Ash Pond System
Pace Project No.: 50337618

QC Batch: 719060 Analysis Method: EPA 6020
QC Batch Method: EPA 200.2 Analysis Description: 6020 MET
Laboratory: Pace Analytical Services - Indianapolis
Associated Lab Samples: 50337618001, 50337618002, 50337618003

METHOD BLANK: 3301090 Matrix: Water
Associated Lab Samples: 50337618001, 50337618002, 50337618003

Parameter	Units	Blank Result	Reporting Limit	MDL	Analyzed	Qualifiers
Antimony	ug/L	ND	1.0	0.036	02/18/23 06:18	
Arsenic	ug/L	ND	1.0	0.053	02/18/23 06:18	
Barium	ug/L	ND	1.0	0.051	02/18/23 06:18	
Beryllium	ug/L	ND	0.20	0.028	02/18/23 06:18	
Cadmium	ug/L	ND	0.20	0.0090	02/18/23 06:18	
Cobalt	ug/L	ND	1.0	0.032	02/18/23 06:18	
Lead	ug/L	ND	1.0	0.034	02/18/23 06:18	
Molybdenum	ug/L	ND	1.0	0.048	02/18/23 06:18	
Selenium	ug/L	ND	1.0	0.23	02/18/23 06:18	
Thallium	ug/L	ND	1.0	0.033	02/18/23 06:18	

LABORATORY CONTROL SAMPLE: 3301091

Parameter	Units	Spike Conc.	LCS Result	LCS % Rec	% Rec Limits	Qualifiers
Antimony	ug/L	40	40.2	100	80-120	
Arsenic	ug/L	40	38.2	95	80-120	
Barium	ug/L	40	38.7	97	80-120	
Beryllium	ug/L	40	44.2	110	80-120	
Cadmium	ug/L	40	40.2	101	80-120	
Cobalt	ug/L	40	41.0	102	80-120	
Lead	ug/L	40	41.1	103	80-120	
Molybdenum	ug/L	40	39.8	100	80-120	
Selenium	ug/L	40	38.3	96	80-120	
Thallium	ug/L	40	42.5	106	80-120	

MATRIX SPIKE & MATRIX SPIKE DUPLICATE: 3301092 3301093

Parameter	Units	MS 50337430004		MSD		MS		MSD		% Rec Limits	RPD	Max RPD	Qual
		Result	Spike Conc.	Spike Conc.	Result	Result	% Rec	% Rec					
Antimony	ug/L	<1.0	40	40	40.4	40.3	101	101	75-125	0	20		
Arsenic	ug/L	2.5	40	40	40.1	41.7	94	98	75-125	4	20		
Barium	ug/L	99.1	40	40	134	137	87	95	75-125	2	20		
Beryllium	ug/L	<0.20	40	40	41.9	42.4	105	106	75-125	1	20		
Cadmium	ug/L	<0.20	40	40	39.1	39.3	98	98	75-125	0	20		
Cobalt	ug/L	<1.0	40	40	40.1	40.2	99	100	75-125	0	20		
Lead	ug/L	<1.0	40	40	41.1	41.5	101	103	75-125	1	20		
Molybdenum	ug/L	<1.0	40	40	40.2	40.3	99	99	75-125	0	20		

Results presented on this page are in the units indicated by the "Units" column except where an alternate unit is presented to the right of the result.

REPORT OF LABORATORY ANALYSIS

This report shall not be reproduced, except in full,
without the written consent of Pace Analytical Services, LLC.



QUALITY CONTROL DATA

Project: Harding St Ash Pond System

Pace Project No.: 50337618

MATRIX SPIKE & MATRIX SPIKE DUPLICATE: 3301092												3301093	
Parameter	Units	50337430004 Result	MS	MSD	MS Result	MSD Result	MS % Rec	MSD % Rec	% Rec Limits	RPD	Max	Qual	
			Spike Conc.	Spike Conc.							RPD		
Selenium	ug/L	<1.0	40	40	37.2	38.6	93	96	75-125	4	20		
Thallium	ug/L	<1.0	40	40	43.1	43.0	108	108	75-125	0	20		

Results presented on this page are in the units indicated by the "Units" column except where an alternate unit is presented to the right of the result.

REPORT OF LABORATORY ANALYSIS

This report shall not be reproduced, except in full,
without the written consent of Pace Analytical Services, LLC.



QUALITY CONTROL DATA

Project: Harding St Ash Pond System

Pace Project No.: 50337618

QC Batch:	719290	Analysis Method:	SM 2320B
QC Batch Method:	SM 2320B	Analysis Description:	2320B Alkalinity
		Laboratory:	Pace Analytical Services - Indianapolis
Associated Lab Samples:	50337618001, 50337618002, 50337618003		

METHOD BLANK: 3302183 Matrix: Water

Associated Lab Samples: 50337618001, 50337618002, 50337618003

Parameter	Units	Blank Result	Reporting Limit	MDL	Analyzed	Qualifiers
Alkalinity, Total as CaCO3	mg/L	ND	10.0	10.0	02/17/23 22:43	
Alkalinity,Bicarbonate (CaCO3)	mg/L	ND	10.0	10.0	02/17/23 22:43	
Alkalinity,Carbonate (CaCO3)	mg/L	ND	10.0	10.0	02/17/23 22:43	

LABORATORY CONTROL SAMPLE: 3302184

Parameter	Units	Spike Conc.	LCS Result	LCS % Rec	% Rec Limits	Qualifiers
Alkalinity, Total as CaCO3	mg/L	50	48.8	98	90-110	

SAMPLE DUPLICATE: 3302185

Parameter	Units	50337607002 Result	Dup Result	RPD	Max RPD	Qualifiers
Alkalinity, Total as CaCO3	mg/L	436	445	2	20	
Alkalinity,Bicarbonate (CaCO3)	mg/L	436	445	2	20	
Alkalinity,Carbonate (CaCO3)	mg/L	ND	ND		20	

SAMPLE DUPLICATE: 3302186

Parameter	Units	50337622006 Result	Dup Result	RPD	Max RPD	Qualifiers
Alkalinity, Total as CaCO3	mg/L	429	434	1	20	
Alkalinity,Bicarbonate (CaCO3)	mg/L	429	434	1	20	
Alkalinity,Carbonate (CaCO3)	mg/L	ND	ND		20	

Results presented on this page are in the units indicated by the "Units" column except where an alternate unit is presented to the right of the result.

REPORT OF LABORATORY ANALYSIS

This report shall not be reproduced, except in full, without the written consent of Pace Analytical Services, LLC.



QUALITY CONTROL DATA

Project: Harding St Ash Pond System

Pace Project No.: 50337618

QC Batch:	719462	Analysis Method:	SM 2540C
QC Batch Method:	SM 2540C	Analysis Description:	2540C Total Dissolved Solids
		Laboratory:	Pace Analytical Services - Indianapolis

Associated Lab Samples: 50337618001, 50337618002, 50337618003

METHOD BLANK: 3302941 Matrix: Water

Associated Lab Samples: 50337618001, 50337618002, 50337618003

Parameter	Units	Blank Result	Reporting Limit	MDL	Analyzed	Qualifiers
Total Dissolved Solids	mg/L	ND	10.0	10.0	02/20/23 15:33	

LABORATORY CONTROL SAMPLE: 3302942

Parameter	Units	Spike Conc.	LCS Result	LCS % Rec	% Rec Limits	Qualifiers
Total Dissolved Solids	mg/L	300	280	93	80-120	

SAMPLE DUPLICATE: 3302943

Parameter	Units	40257797002 Result	Dup Result	RPD	Max RPD	Qualifiers
Total Dissolved Solids	mg/L	315	313	1	10	H3

SAMPLE DUPLICATE: 3302944

Parameter	Units	50337607002 Result	Dup Result	RPD	Max RPD	Qualifiers
Total Dissolved Solids	mg/L	550	559	2	10	

Results presented on this page are in the units indicated by the "Units" column except where an alternate unit is presented to the right of the result.

REPORT OF LABORATORY ANALYSIS

This report shall not be reproduced, except in full, without the written consent of Pace Analytical Services, LLC.



QUALITY CONTROL DATA

Project: Harding St Ash Pond System

Pace Project No.: 50337618

QC Batch:	719489	Analysis Method:	SM 4500-Cl G
QC Batch Method:	SM 4500-Cl G	Analysis Description:	4500CL G Chlorine, Total Residual
		Laboratory:	Pace Analytical Services - Indianapolis
Associated Lab Samples:	50337618001, 50337618002, 50337618003		

METHOD BLANK: 3303004 Matrix: Water

Associated Lab Samples: 50337618001, 50337618002, 50337618003

Parameter	Units	Blank Result	Reporting Limit	MDL	Analyzed	Qualifiers
Chlorine, Total Residual	mg/L	ND	0.10	0.034	02/20/23 15:53	H3

LABORATORY CONTROL SAMPLE: 3303005

Parameter	Units	Spike Conc.	LCS Result	LCS % Rec	% Rec Limits	Qualifiers
Chlorine, Total Residual	mg/L	1	1.0	102	90-110	H3

MATRIX SPIKE & MATRIX SPIKE DUPLICATE: 3303006 3303007

Parameter	Units	50337733001		3303007		MS % Rec	MSD % Rec	% Rec Limits	RPD	Max RPD	Qual	
		MS Spike Conc.	MSD Spike Conc.	MS Result	MSD Result							
Chlorine, Total Residual	mg/L	ND	1	1	1.0	1.1	103	105	90-110	2	20	H3

MATRIX SPIKE SAMPLE: 3303008

Parameter	Units	50337618001 Result	Spike Conc.	MS Result	MS % Rec	% Rec Limits	Qualifiers
Chlorine, Total Residual	mg/L	ND	1	1.0	102	90-110	H3

Results presented on this page are in the units indicated by the "Units" column except where an alternate unit is presented to the right of the result.

REPORT OF LABORATORY ANALYSIS

This report shall not be reproduced, except in full, without the written consent of Pace Analytical Services, LLC.



QUALITY CONTROL DATA

Project: Harding St Ash Pond System

Pace Project No.: 50337618

QC Batch: 720293

Analysis Method: SM 4500-H+B

QC Batch Method: SM 4500-H+B

Analysis Description: 4500H+B pH

Laboratory: Pace Analytical Services - Indianapolis

Associated Lab Samples: 50337618001, 50337618002, 50337618003

SAMPLE DUPLICATE: 3306491

Parameter	Units	50337158001 Result	Dup Result	RPD	Max RPD	Qualifiers
pH at 25 Degrees C	Std. Units	7.1	7.1	0	2	H3

SAMPLE DUPLICATE: 3306492

Parameter	Units	50337236001 Result	Dup Result	RPD	Max RPD	Qualifiers
pH at 25 Degrees C	Std. Units	6.7	6.7	0	2	H3

Results presented on this page are in the units indicated by the "Units" column except where an alternate unit is presented to the right of the result.

REPORT OF LABORATORY ANALYSIS

This report shall not be reproduced, except in full,
without the written consent of Pace Analytical Services, LLC.



QUALITY CONTROL DATA

Project: Harding St Ash Pond System

Pace Project No.: 50337618

QC Batch:	719148	Analysis Method:	SM 4500-S2-D
QC Batch Method:	SM 4500-S2-D	Analysis Description:	4500S2D Sulfide Water
		Laboratory:	Pace Analytical Services - Indianapolis
Associated Lab Samples:	50337618001, 50337618002, 50337618003		

METHOD BLANK: 3301472 Matrix: Water

Associated Lab Samples: 50337618001, 50337618002, 50337618003

Parameter	Units	Blank Result	Reporting Limit	MDL	Analyzed	Qualifiers
Sulfide	mg/L	ND	0.10	0.025	02/17/23 13:08	

LABORATORY CONTROL SAMPLE: 3301473

Parameter	Units	Spike Conc.	LCS Result	LCS % Rec	% Rec Limits	Qualifiers
Sulfide	mg/L	0.5	0.53	105	90-110	

MATRIX SPIKE & MATRIX SPIKE DUPLICATE: 3301474 3301475

Parameter	Units	50337618001		3301475		MS % Rec	MSD % Rec	% Rec Limits	RPD	Max RPD	Qual
		MS Spike Conc.	MSD Spike Conc.	MS Result	MSD Result						
Sulfide	mg/L	ND	0.5	0.5	0.53	0.52	106	103	90-110	3	20

MATRIX SPIKE SAMPLE: 3301476

Parameter	Units	50337622002 Result	Spike Conc.	MS Result	MS % Rec	% Rec Limits	Qualifiers
Sulfide	mg/L	ND	0.5	0.55	107	90-110	

Results presented on this page are in the units indicated by the "Units" column except where an alternate unit is presented to the right of the result.

REPORT OF LABORATORY ANALYSIS

This report shall not be reproduced, except in full, without the written consent of Pace Analytical Services, LLC.



QUALITY CONTROL DATA

Project: Harding St Ash Pond System

Pace Project No.: 50337618

QC Batch:	719490	Analysis Method:	HACH 8146
QC Batch Method:	HACH 8146	Analysis Description:	Iron, Ferrous
		Laboratory:	Pace Analytical Services - Indianapolis
Associated Lab Samples:	50337618001, 50337618002, 50337618003		

METHOD BLANK: 3303009 Matrix: Water

Associated Lab Samples: 50337618001, 50337618002, 50337618003

Parameter	Units	Blank Result	Reporting Limit	MDL	Analyzed	Qualifiers
Iron, Ferrous	mg/L	ND	0.20	0.035	02/20/23 16:34	H3,N2

LABORATORY CONTROL SAMPLE: 3303010

Parameter	Units	Spike Conc.	LCS Result	LCS % Rec	% Rec Limits	Qualifiers
Iron, Ferrous	mg/L	1	0.98	98	90-110	H3,N2

MATRIX SPIKE & MATRIX SPIKE DUPLICATE: 3303011 3303012

Parameter	Units	50337618002		3303012		MS % Rec	MSD % Rec	% Rec Limits	RPD	Max RPD	Qual	
		MS Spike Conc.	MSD Spike Conc.	MS Result	MSD Result							
Iron, Ferrous	mg/L	ND	1	1	1.2	1.2	105	105	90-110	0	20	H3,N2

Results presented on this page are in the units indicated by the "Units" column except where an alternate unit is presented to the right of the result.

REPORT OF LABORATORY ANALYSIS

This report shall not be reproduced, except in full, without the written consent of Pace Analytical Services, LLC.



QUALITY CONTROL DATA

Project: Harding St Ash Pond System

Pace Project No.: 50337618

QC Batch:	719034	Analysis Method:	EPA 353.2
QC Batch Method:	EPA 353.2	Analysis Description:	353.2 Nitrate + Nitrite, Unpres.
		Laboratory:	Pace Analytical Services - Indianapolis

Associated Lab Samples: 50337618001, 50337618002, 50337618003

METHOD BLANK: 3300966 Matrix: Water

Associated Lab Samples: 50337618001, 50337618002, 50337618003

Parameter	Units	Blank Result	Reporting Limit	MDL	Analyzed	Qualifiers
Nitrogen, Nitrate	mg/L	ND	0.10	0.011	02/16/23 18:02	
Nitrogen, Nitrite	mg/L	ND	0.10	0.0040	02/16/23 18:02	

LABORATORY CONTROL SAMPLE: 3300967

Parameter	Units	Spike Conc.	LCS Result	LCS % Rec	% Rec Limits	Qualifiers
Nitrogen, Nitrate	mg/L	1	0.99	99	90-110	
Nitrogen, Nitrite	mg/L	1	1.0	104	90-110	

MATRIX SPIKE & MATRIX SPIKE DUPLICATE: 3300968 3300969

Parameter	Units	50337561001 Result	MS Spike Conc.	MSD Spike Conc.	MS Result	MSD Result	MS % Rec	MSD % Rec	% Rec Limits	RPD	Max RPD	Qual
Nitrogen, Nitrate	mg/L	ND	1	1	1.0	1.0	98	96	90-110	1	20	
Nitrogen, Nitrite	mg/L	ND	1	1	1.0	1.0	103	103	90-110	0	20	

MATRIX SPIKE SAMPLE: 3301028

Parameter	Units	50337603001 Result	Spike Conc.	MS Result	MS % Rec	% Rec Limits	Qualifiers
Nitrogen, Nitrate	mg/L	0.60	1	1.6	104	90-110	
Nitrogen, Nitrite	mg/L	ND	1	1.1	106	90-110	

Results presented on this page are in the units indicated by the "Units" column except where an alternate unit is presented to the right of the result.

REPORT OF LABORATORY ANALYSIS

This report shall not be reproduced, except in full, without the written consent of Pace Analytical Services, LLC.



QUALITY CONTROL DATA

Project: Harding St Ash Pond System

Pace Project No.: 50337618

QC Batch:	719114	Analysis Method:	EPA 365.1
QC Batch Method:	EPA 365.1	Analysis Description:	365.1 Total Phosphorus
		Laboratory:	Pace Analytical Services - Indianapolis
Associated Lab Samples:	50337618001, 50337618002, 50337618003		

METHOD BLANK: 3301380 Matrix: Water

Associated Lab Samples: 50337618001, 50337618002, 50337618003

Parameter	Units	Blank Result	Reporting Limit	MDL	Analyzed	Qualifiers
Phosphate as P04	mg/L	ND	0.15	0.15	02/22/23 12:42	

LABORATORY CONTROL SAMPLE: 3301381

Parameter	Units	Spike Conc.	LCS Result	LCS % Rec	% Rec Limits	Qualifiers
Phosphate as P04	mg/L		1.5			

MATRIX SPIKE & MATRIX SPIKE DUPLICATE: 3301382 3301383

Parameter	Units	50337508001 Result	MS Spike Conc.	MSD Spike Conc.	MS Result	MSD Result	MS % Rec	MSD % Rec	% Rec Limits	RPD	Max RPD	Qual
Phosphate as P04	mg/L	4.6			6.1	6.1				0		

MATRIX SPIKE SAMPLE: 3301384

Parameter	Units	50337668001 Result	Spike Conc.	MS Result	MS % Rec	% Rec Limits	Qualifiers
Phosphate as P04	mg/L		7.1	8.5			

Results presented on this page are in the units indicated by the "Units" column except where an alternate unit is presented to the right of the result.

REPORT OF LABORATORY ANALYSIS

This report shall not be reproduced, except in full, without the written consent of Pace Analytical Services, LLC.



QUALITY CONTROL DATA

Project: Harding St Ash Pond System
 Pace Project No.: 50337618

QC Batch: 719627 Analysis Method: SM 5310C
 QC Batch Method: SM 5310C Analysis Description: 5310C Total Organic Carbon
 Laboratory: Pace Analytical Services - Indianapolis
 Associated Lab Samples: 50337618001, 50337618002, 50337618003

METHOD BLANK: 3303392 Matrix: Water
 Associated Lab Samples: 50337618001, 50337618002, 50337618003

Parameter	Units	Blank Result	Reporting Limit	MDL	Analyzed	Qualifiers
Total Organic Carbon	mg/L	ND	1.0	0.24	02/22/23 19:43	

LABORATORY CONTROL SAMPLE: 3303393

Parameter	Units	Spike Conc.	LCS Result	LCS % Rec	% Rec Limits	Qualifiers
Total Organic Carbon	mg/L	10	9.8	98	90-110	

MATRIX SPIKE & MATRIX SPIKE DUPLICATE: 3303394 3303395

Parameter	Units	50337132003 Result	MS Spike Conc.	MSD Spike Conc.	MS Result	MSD Result	MS % Rec	MSD % Rec	% Rec Limits	RPD	Max RPD	Qual
Total Organic Carbon	mg/L	2.1	10	10	12.0	12.1	99	100	80-120	1	20	

MATRIX SPIKE SAMPLE: 3303396

Parameter	Units	50337132005 Result	Spike Conc.	MS Result	MS % Rec	% Rec Limits	Qualifiers
Total Organic Carbon	mg/L	1.5	10	11.4	99	80-120	

Results presented on this page are in the units indicated by the "Units" column except where an alternate unit is presented to the right of the result.

REPORT OF LABORATORY ANALYSIS

This report shall not be reproduced, except in full,
 without the written consent of Pace Analytical Services, LLC.



QUALITY CONTROL DATA

Project: Harding St Ash Pond System

Pace Project No.: 50337618

QC Batch:	720362	Analysis Method:	SM 5310C
QC Batch Method:	SM 5310C	Analysis Description:	5310C Dissolved Organic Carbon
		Laboratory:	Pace Analytical Services - Indianapolis

Associated Lab Samples: 50337618001, 50337618002

METHOD BLANK: 3306887 Matrix: Water

Associated Lab Samples: 50337618001, 50337618002

Parameter	Units	Blank Result	Reporting Limit	MDL	Analyzed	Qualifiers
Dissolved Organic Carbon	mg/L	ND	1.0	0.24	02/25/23 21:43	

LABORATORY CONTROL SAMPLE: 3306888

Parameter	Units	Spike Conc.	LCS Result	LCS % Rec	% Rec Limits	Qualifiers
Dissolved Organic Carbon	mg/L	10	10.2	102	90-110	

MATRIX SPIKE & MATRIX SPIKE DUPLICATE: 3306889 3306890

Parameter	Units	3306889		3306890		% Rec	% Rec	% Rec Limits	RPD	Max RPD	Qual
		MS Spike Conc.	MSD Spike Conc.	MS Result	MSD Result						
Dissolved Organic Carbon	mg/L	12.4		12.5	12.3				1	20	

Results presented on this page are in the units indicated by the "Units" column except where an alternate unit is presented to the right of the result.

REPORT OF LABORATORY ANALYSIS

This report shall not be reproduced, except in full, without the written consent of Pace Analytical Services, LLC.



ANALYTICAL RESULTS - RADIOCHEMISTRY

Project: Harding St Ash Pond System

Pace Project No.: 50337618

Sample: MW-7D1 **Lab ID: 50337618001** Collected: 02/15/23 12:15 Received: 02/16/23 15:45 Matrix: Water
PWS: Site ID: Sample Type:

Parameters	Method	Act ± Unc (MDC) Carr Trac	Units	Analyzed	CAS No.	Qual
	Pace Analytical Services - Greensburg					
Radium-226	EPA 903.1	0.423 ± 0.481 (0.759) C:NA T:95%	pCi/L	03/07/23 17:08	13982-63-3	
	Pace Analytical Services - Greensburg					
Radium-228	EPA 904.0	0.801 ± 0.424 (0.757) C:83% T:80%	pCi/L	03/07/23 14:57	15262-20-1	
	Pace Analytical Services - Greensburg					
Total Radium	Total Radium Calculation	1.22 ± 0.905 (1.52)	pCi/L	03/08/23 14:20	7440-14-4	

REPORT OF LABORATORY ANALYSIS

This report shall not be reproduced, except in full, without the written consent of Pace Analytical Services, LLC.



ANALYTICAL RESULTS - RADIOCHEMISTRY

Project: Harding St Ash Pond System

Pace Project No.: 50337618

Sample: DUP-1 **Lab ID: 50337618002** Collected: 02/15/23 08:00 Received: 02/16/23 15:45 Matrix: Water
 PWS: Site ID: Sample Type:

Parameters	Method	Act ± Unc (MDC) Carr Trac	Units	Analyzed	CAS No.	Qual
	Pace Analytical Services - Greensburg					
Radium-226	EPA 903.1	0.276 ± 0.636 (1.15) C:NA T:93%	pCi/L	03/07/23 17:08	13982-63-3	
	Pace Analytical Services - Greensburg					
Radium-228	EPA 904.0	0.589 ± 0.348 (0.635) C:85% T:83%	pCi/L	03/07/23 14:57	15262-20-1	
	Pace Analytical Services - Greensburg					
Total Radium	Total Radium Calculation	0.865 ± 0.984 (1.79)	pCi/L	03/08/23 14:20	7440-14-4	

REPORT OF LABORATORY ANALYSIS

This report shall not be reproduced, except in full, without the written consent of Pace Analytical Services, LLC.



ANALYTICAL RESULTS - RADIOCHEMISTRY

Project: Harding St Ash Pond System

Pace Project No.: 50337618

Sample: FB-1 **Lab ID: 50337618003** Collected: 02/15/23 11:30 Received: 02/16/23 15:45 Matrix: Water
 PWS: Site ID: Sample Type:

Parameters	Method	Act ± Unc (MDC) Carr Trac	Units	Analyzed	CAS No.	Qual
	Pace Analytical Services - Greensburg					
Radium-226	EPA 903.1	-0.0734 ± 0.381 (0.881) C:NA T:100%	pCi/L	03/11/23 15:59	13982-63-3	
	Pace Analytical Services - Greensburg					
Radium-228	EPA 904.0	0.342 ± 0.373 (0.779) C:82% T:83%	pCi/L	03/07/23 14:58	15262-20-1	
	Pace Analytical Services - Greensburg					
Total Radium	Total Radium Calculation	0.342 ± 0.754 (1.66)	pCi/L	03/14/23 15:02	7440-14-4	

REPORT OF LABORATORY ANALYSIS

This report shall not be reproduced, except in full, without the written consent of Pace Analytical Services, LLC.



QUALITY CONTROL - RADIOCHEMISTRY

Project: Harding St Ash Pond System

Pace Project No.: 50337618

QC Batch: 569313

Analysis Method: EPA 904.0

QC Batch Method: EPA 904.0

Analysis Description: 904.0 Radium 228

Laboratory: Pace Analytical Services - Greensburg

Associated Lab Samples: 50337618001, 50337618002, 50337618003

METHOD BLANK: 2764759

Matrix: Water

Associated Lab Samples: 50337618001, 50337618002, 50337618003

Parameter	Act ± Unc (MDC) Carr Trac	Units	Analyzed	Qualifiers
Radium-228	0.0666 ± 0.279 (0.636) C:80% T:90%	pCi/L	03/07/23 14:57	

Results presented on this page are in the units indicated by the "Units" column except where an alternate unit is presented to the right of the result.

REPORT OF LABORATORY ANALYSIS

This report shall not be reproduced, except in full, without the written consent of Pace Analytical Services, LLC.



QUALITY CONTROL - RADIOCHEMISTRY

Project: Harding St Ash Pond System

Pace Project No.: 50337618

QC Batch: 569312

Analysis Method: EPA 903.1

QC Batch Method: EPA 903.1

Analysis Description: 903.1 Radium-226

Laboratory: Pace Analytical Services - Greensburg

Associated Lab Samples: 50337618001, 50337618002, 50337618003

METHOD BLANK: 2764758

Matrix: Water

Associated Lab Samples: 50337618001, 50337618002, 50337618003

Parameter	Act ± Unc (MDC) Carr Trac	Units	Analyzed	Qualifiers
Radium-226	0.179 ± 0.351 (0.642) C:NA T:86%	pCi/L	03/07/23 17:08	

Results presented on this page are in the units indicated by the "Units" column except where an alternate unit is presented to the right of the result.

REPORT OF LABORATORY ANALYSIS

This report shall not be reproduced, except in full, without the written consent of Pace Analytical Services, LLC.



QUALIFIERS

Project: Harding St Ash Pond System

Pace Project No.: 50337618

DEFINITIONS

DF - Dilution Factor, if reported, represents the factor applied to the reported data due to dilution of the sample aliquot.

ND - Not Detected at or above adjusted reporting limit.

TNTC - Too Numerous To Count

J - Estimated concentration above the adjusted method detection limit and below the adjusted reporting limit.

MDL - Adjusted Method Detection Limit.

PQL - Practical Quantitation Limit.

RL - Reporting Limit - The lowest concentration value that meets project requirements for quantitative data with known precision and bias for a specific analyte in a specific matrix.

S - Surrogate

1,2-Diphenylhydrazine decomposes to and cannot be separated from Azobenzene using Method 8270. The result for each analyte is a combined concentration.

Consistent with EPA guidelines, unrounded data are displayed and have been used to calculate % recovery and RPD values.

LCS(D) - Laboratory Control Sample (Duplicate)

MS(D) - Matrix Spike (Duplicate)

DUP - Sample Duplicate

RPD - Relative Percent Difference

NC - Not Calculable.

SG - Silica Gel - Clean-Up

U - Indicates the compound was analyzed for, but not detected.

N-Nitrosodiphenylamine decomposes and cannot be separated from Diphenylamine using Method 8270. The result reported for each analyte is a combined concentration.

Reported results are not rounded until the final step prior to reporting. Therefore, calculated parameters that are typically reported as "Total" may vary slightly from the sum of the reported component parameters.

Act - Activity

Unc - Uncertainty: SDWA = 1.96 sigma count uncertainty, all other matrices = Expanded Uncertainty (95% confidence interval).

Gamma Spec = Expanded Uncertainty (95.4% Confidence Interval)

(MDC) - Minimum Detectable Concentration

Trac - Tracer Recovery (%)

Carr - Carrier Recovery (%)

Pace Analytical is TNI accredited. Contact your Pace PM for the current list of accredited analytes.

TNI - The NELAC Institute.

ANALYTE QUALIFIERS

H3 Sample was received or analysis requested beyond the recognized method holding time.

N2 The lab does not hold NELAC/TNI accreditation for this parameter but other accreditations/certifications may apply. A complete list of accreditations/certifications is available upon request.

P6 Matrix spike recovery was outside laboratory control limits due to a parent sample concentration notably higher than the spike level.

PL The minimum mass of dried residue of 2.5 mg could not be obtained using the routine sample volume of 100 mL.

REPORT OF LABORATORY ANALYSIS

This report shall not be reproduced, except in full,
without the written consent of Pace Analytical Services, LLC.



QUALITY CONTROL DATA CROSS REFERENCE TABLE

Project: Harding St Ash Pond System

Pace Project No.: 50337618

Lab ID	Sample ID	QC Batch Method	QC Batch	Analytical Method	Analytical Batch
50337618001	MW-7D1	EPA 9056	719329		
50337618002	DUP-1	EPA 9056	719329		
50337618003	FB-1	EPA 9056	719329		
50337618001	MW-7D1	EPA 3010	719274	EPA 6010	719553
50337618002	DUP-1	EPA 3010	719274	EPA 6010	719553
50337618003	FB-1	EPA 3010	719274	EPA 6010	719553
50337618001	MW-7D1	EPA 3010	719245	EPA 6010	719892
50337618002	DUP-1	EPA 3010	719245	EPA 6010	719892
50337618001	MW-7D1	EPA 200.2	719060	EPA 6020	719215
50337618002	DUP-1	EPA 200.2	719060	EPA 6020	719215
50337618003	FB-1	EPA 200.2	719060	EPA 6020	719215
50337618001	MW-7D1	EPA 903.1	569312		
50337618002	DUP-1	EPA 903.1	569312		
50337618003	FB-1	EPA 903.1	569312		
50337618001	MW-7D1	EPA 904.0	569313		
50337618002	DUP-1	EPA 904.0	569313		
50337618003	FB-1	EPA 904.0	569313		
50337618001	MW-7D1	Total Radium Calculation	572419		
50337618002	DUP-1	Total Radium Calculation	572419		
50337618003	FB-1	Total Radium Calculation	573750		
50337618001	MW-7D1	SM 2320B	719290		
50337618002	DUP-1	SM 2320B	719290		
50337618003	FB-1	SM 2320B	719290		
50337618001	MW-7D1	SM 2540C	719462		
50337618002	DUP-1	SM 2540C	719462		
50337618003	FB-1	SM 2540C	719462		
50337618001	MW-7D1	SM 4500-Cl G	719489		
50337618002	DUP-1	SM 4500-Cl G	719489		
50337618003	FB-1	SM 4500-Cl G	719489		
50337618001	MW-7D1	SM 4500-H+B	720293		
50337618002	DUP-1	SM 4500-H+B	720293		
50337618003	FB-1	SM 4500-H+B	720293		
50337618001	MW-7D1	SM 4500-S2-D	719148		
50337618002	DUP-1	SM 4500-S2-D	719148		
50337618003	FB-1	SM 4500-S2-D	719148		
50337618001	MW-7D1	HACH 8146	719490		
50337618002	DUP-1	HACH 8146	719490		
50337618003	FB-1	HACH 8146	719490		
50337618001	MW-7D1	EPA 353.2	719034		
50337618002	DUP-1	EPA 353.2	719034		
50337618003	FB-1	EPA 353.2	719034		

REPORT OF LABORATORY ANALYSIS

This report shall not be reproduced, except in full, without the written consent of Pace Analytical Services, LLC.



QUALITY CONTROL DATA CROSS REFERENCE TABLE

Project: Harding St Ash Pond System

Pace Project No.: 50337618

Lab ID	Sample ID	QC Batch Method	QC Batch	Analytical Method	Analytical Batch
50337618001	MW-7D1	EPA 365.1	719114	EPA 365.1	719879
50337618002	DUP-1	EPA 365.1	719114	EPA 365.1	719879
50337618003	FB-1	EPA 365.1	719114	EPA 365.1	719879
50337618001	MW-7D1	SM 5310C	719627		
50337618002	DUP-1	SM 5310C	719627		
50337618003	FB-1	SM 5310C	719627		
50337618001	MW-7D1	SM 5310C	720362		
50337618002	DUP-1	SM 5310C	720362		

REPORT OF LABORATORY ANALYSIS

This report shall not be reproduced, except in full, without the written consent of Pace Analytical Services, LLC.



SAMPLE CONDITION UPON RECEIPT FORM

Date/Time and Initials of person examining contents: 2/6/23 1605 SML

1. Courier: FED EX UPS CLIENT **PACE** USPS OTHER _____

2. Custody Seal on Cooler/Box Present: Yes No
 (If yes)Seals Intact: Yes No (leave blank if no seals were present)

3. Thermometer: 1 2 3 4 5 6 A B C D E F

4. Cooler Temperature(s): 5.6/5.5
 (Initial/Corrected) RECORD TEMPS OF ALL COOLERS RECEIVED (use Comments below to add more)

5. Packing Material: Bubble Wrap Bubble Bags
 None Other _____

6. Ice Type: Wet Blue None

7. If temp. is over 6°C or under 0°C, was the PM notified?: Yes No
 Cooler temp should be above freezing to 6°C

All discrepancies will be written out in the comments section below.

	Yes	No		Yes	No	N/A
USDA Regulated Soils? (HI, ID, NY, WA, OR, CA, NM, TX, OK, AR, LA, TN, AL, MS, NC, SC, GA, FL, or Puerto Rico)		<input checked="" type="checkbox"/>	All containers needing acid/base preservation have been pH CHECKED?: Exceptions: VOA, coliform, LLHg, O&G, RAD CHEM, and any container with a septum cap or preserved with HCl.			
Short Hold Time Analysis (48 hours or less)? Analysis: <u>NO3</u>	<input checked="" type="checkbox"/>		Circle: <u>HNO3 (<2)</u> <u>H2SO4 (<2)</u> <u>NaOH (>10)</u> <u>NaOH/ZnAc (>9)</u> Any non-conformance to pH recommendations will be noted on the container count form	<input checked="" type="checkbox"/>		
Time 5035A TC placed in Freezer or Short Holds To Lab Time:			Residual Chlorine Check (SVOC 625 Pest/PCB 608)	<u>Present</u>	<u>Absent</u>	<u>N/A</u>
Rush TAT Requested (4 days or less):		<input checked="" type="checkbox"/>	Residual Chlorine Check (Total/Amenable/Free Cyanide)			<u>—</u>
Custody Signatures Present?	<input checked="" type="checkbox"/>		Headspace Wisconsin Sulfide?			<u>—</u>
Containers Intact?:	<input checked="" type="checkbox"/>		Headspace in VOA Vials (>6mm): See Containter Count form for details	<u>Present</u>	<u>Absent</u>	<u>No VOA Vials Sent</u>
Sample Label (IDs/Dates/Times) Match COC?: Except TCs, which only require sample ID	<input checked="" type="checkbox"/>		Trip Blank Present?		<u>—</u>	
Extra labels on Terracore Vials? (soils only)		<input checked="" type="checkbox"/>	Trip Blank Custody Seals?:			<u>—</u>

COMMENTS:

March 2023

April 11, 2023

Mr. Mark Breting
ATC Group Services
7988 Centerpoint Drive
Suite 100
Indianapolis, IN 46256

RE: Project: Harding St
Pace Project No.: 50340456

Dear Mr. Breting:

Enclosed are the analytical results for sample(s) received by the laboratory on March 24, 2023. The results relate only to the samples included in this report. Results reported herein conform to the applicable TNI/NELAC Standards and the laboratory's Quality Manual, where applicable, unless otherwise noted in the body of the report.

The test results provided in this final report were generated by each of the following laboratories within the Pace Network:

- Pace Analytical Services - Indianapolis
- Pace Analytical Services - Greensburg

If you have any questions concerning this report, please feel free to contact me.

Sincerely,



Will Statz
will.statz@pacelabs.com
(317)228-3105
Project Manager

Enclosures

cc: Mr. Robert Miller, Haley & Aldrich



REPORT OF LABORATORY ANALYSIS

This report shall not be reproduced, except in full,
without the written consent of Pace Analytical Services, LLC.

CERTIFICATIONS

Project: Harding St

Pace Project No.: 50340456

Pace Analytical Services Pennsylvania

1638 Roseytown Rd Suites 2,3&4, Greensburg, PA 15601

ANAB DOD-ELAP Rad Accreditation #: L2417

Alabama Certification #: 41590

Arizona Certification #: AZ0734

Arkansas Certification

California Certification #: 04222CA

Colorado Certification #: PA01547

Connecticut Certification #: PH-0694

Delaware Certification

EPA Region 4 DW Rad

Florida/TNI Certification #: E87683

Georgia Certification #: C040

Florida: Cert E871149 SEKS WET

Guam Certification

Hawaii Certification

Idaho Certification

Illinois Certification

Indiana Certification

Iowa Certification #: 391

Kansas/TNI Certification #: E-10358

Kentucky Certification #: KY90133

KY WW Permit #: KY0098221

KY WW Permit #: KY0000221

Louisiana DHH/TNI Certification #: LA180012

Louisiana DEQ/TNI Certification #: 4086

Maine Certification #: 2017020

Maryland Certification #: 308

Massachusetts Certification #: M-PA1457

Michigan/PADEP Certification #: 9991

Missouri Certification #: 235

Montana Certification #: Cert0082

Nebraska Certification #: NE-OS-29-14

Nevada Certification #: PA014572018-1

New Hampshire/TNI Certification #: 297617

New Jersey/TNI Certification #: PA051

New Mexico Certification #: PA01457

New York/TNI Certification #: 10888

North Carolina Certification #: 42706

North Dakota Certification #: R-190

Ohio EPA Rad Approval: #41249

Oregon/TNI Certification #: PA200002-010

Pennsylvania/TNI Certification #: 65-00282

Puerto Rico Certification #: PA01457

Rhode Island Certification #: 65-00282

South Dakota Certification

Tennessee Certification #: 02867

Texas/TNI Certification #: T104704188-17-3

Utah/TNI Certification #: PA014572017-9

USDA Soil Permit #: P330-17-00091

Vermont Dept. of Health: ID# VT-0282

Virgin Island/PADEP Certification

Virginia/VELAP Certification #: 460198

Washington Certification #: C868

West Virginia DEP Certification #: 143

West Virginia DHHR Certification #: 9964C

Wisconsin Approve List for Rad

Wyoming Certification #: 8TMS-L

Pace Analytical Services Indianapolis

7726 Moller Road, Indianapolis, IN 46268

Illinois Accreditation #: 200074

Indiana Drinking Water Laboratory #: C-49-06

Kansas/TNI Certification #: E-10177

Kentucky UST Agency Interest #: 80226

Kentucky WW Laboratory ID #: 98019

Michigan Drinking Water Laboratory #9050

Ohio VAP Certified Laboratory #: CL0065

Oklahoma Laboratory #: 9204

Texas Certification #: T104704355

Wisconsin Laboratory #: 999788130

USDA Foreign Soil Permit #: 525-23-13-23119

USDA Compliance Agreement #: IN-SL-22-001

REPORT OF LABORATORY ANALYSIS

This report shall not be reproduced, except in full,
without the written consent of Pace Analytical Services, LLC.

SAMPLE SUMMARY

Project: Harding St

Pace Project No.: 50340456

Lab ID	Sample ID	Matrix	Date Collected	Date Received
50340456001	MW-3S	Water	03/24/23 10:20	03/24/23 12:21
50340456002	MW-3D	Water	03/24/23 09:35	03/24/23 12:21

REPORT OF LABORATORY ANALYSIS

This report shall not be reproduced, except in full,
without the written consent of Pace Analytical Services, LLC.

SAMPLE ANALYTE COUNT

Project: Harding St

Pace Project No.: 50340456

Lab ID	Sample ID	Method	Analysts	Analytes Reported	Laboratory		
50340456001	MW-3S	EPA 9056	ADM	3	PASI-I		
		EPA 6010	MTM	9	PASI-I		
		EPA 6010	RAM	2	PASI-I		
		EPA 6020	CAW	10	PASI-I		
		EPA 903.1	GDH	1	PASI-PA		
		EPA 904.0	JJS1	1	PASI-PA		
		Total Radium Calculation	JAL	1	PASI-PA		
		SM 2320B	DAW	3	PASI-I		
		SM 2540C	AEL	1	PASI-I		
		SM 4500-CI G	BEP	1	PASI-I		
		SM 4500-H+B	BMS	1	PASI-I		
		SM 4500-S2-D	BEP	1	PASI-I		
		EPA 353.2	OAS	2	PASI-I		
		EPA 365.1	YAM	1	PASI-I		
		SM 5310C	ATS	1	PASI-I		
		SM 5310C	ATS	1	PASI-I		
		50340456002	MW-3D	EPA 9056	ADM	3	PASI-I
				EPA 6010	MTM	9	PASI-I
				EPA 6010	RAM	2	PASI-I
EPA 6020	CAW			10	PASI-I		
EPA 903.1	GDH			1	PASI-PA		
EPA 904.0	JJS1			1	PASI-PA		
Total Radium Calculation	JAL			1	PASI-PA		
SM 2320B	DAW			3	PASI-I		
SM 2540C	AEL			1	PASI-I		
SM 4500-CI G	BEP			1	PASI-I		
SM 4500-H+B	BMS			1	PASI-I		
SM 4500-S2-D	BEP			1	PASI-I		
EPA 353.2	OAS			2	PASI-I		
EPA 365.1	YAM			1	PASI-I		
SM 5310C	ATS			1	PASI-I		
SM 5310C	ATS			1	PASI-I		

PASI-I = Pace Analytical Services - Indianapolis

PASI-PA = Pace Analytical Services - Greensburg

REPORT OF LABORATORY ANALYSIS

This report shall not be reproduced, except in full,
without the written consent of Pace Analytical Services, LLC.

SUMMARY OF DETECTION

Project: Harding St

Pace Project No.: 50340456

Lab Sample ID	Client Sample ID	Result	Units	Report Limit	Analyzed	Qualifiers
Method	Parameters					
50340456001	MW-3S					
EPA 9056	Chloride	109	mg/L	2.5	03/30/23 19:10	
EPA 9056	Fluoride	0.17	mg/L	0.10	03/30/23 18:55	
EPA 9056	Sulfate	49.7	mg/L	2.5	03/30/23 19:10	
EPA 6010	Aluminum	282	ug/L	200	03/31/23 10:41	
EPA 6010	Boron	116	ug/L	100	03/31/23 10:41	
EPA 6010	Calcium	102000	ug/L	1000	03/31/23 10:41	
EPA 6010	Magnesium	24200	ug/L	1000	03/31/23 10:41	
EPA 6010	Manganese	209	ug/L	10.0	03/31/23 10:41	
EPA 6010	Potassium	2050	ug/L	1000	03/31/23 10:41	
EPA 6010	Silica	9630	ug/L	450	03/31/23 10:41	N2
EPA 6010	Sodium	62400	ug/L	1000	03/31/23 10:41	
EPA 6010	Molybdenum, Dissolved	28.2	ug/L	10.0	03/30/23 16:49	
EPA 6020	Antimony	5.2	ug/L	1.0	03/29/23 17:53	
EPA 6020	Arsenic	2.9	ug/L	1.0	03/29/23 17:53	
EPA 6020	Barium	52.4	ug/L	1.0	03/29/23 17:53	
EPA 6020	Molybdenum	27.4	ug/L	1.0	03/29/23 17:53	
EPA 6020	Selenium	4.8	ug/L	1.0	03/29/23 17:53	
EPA 903.1	Radium-226	0.000 ± 0.531 (1.09) C:NA T:95%	pCi/L		04/08/23 14:08	
EPA 904.0	Radium-228	-0.160 ± 0.405 (0.989) C:73% T:91%	pCi/L		04/06/23 15:18	
Total Radium Calculation	Total Radium	0.000 ± 0.936 (2.08)	pCi/L		04/11/23 15:27	
SM 2320B	Alkalinity, Total as CaCO3	271	mg/L	10.0	03/25/23 00:19	
SM 2320B	Alkalinity, Bicarbonate (CaCO3)	271	mg/L	10.0	03/25/23 00:19	
SM 2540C	Total Dissolved Solids	592	mg/L	10.0	03/30/23 08:50	
SM 4500-H+B	pH at 25 Degrees C	7.9	Std. Units	0.10	03/29/23 14:03	H3
EPA 353.2	Nitrogen, Nitrate	0.15	mg/L	0.10	03/24/23 16:10	
SM 5310C	Total Organic Carbon	1.2	mg/L	1.0	03/27/23 21:07	
SM 5310C	Dissolved Organic Carbon	1.1	mg/L	1.0	03/28/23 01:11	
50340456002	MW-3D					
EPA 9056	Chloride	114	mg/L	2.5	03/30/23 19:41	
EPA 9056	Fluoride	0.19	mg/L	0.10	03/30/23 19:26	
EPA 9056	Sulfate	62.5	mg/L	2.5	03/30/23 19:41	
EPA 6010	Boron	234	ug/L	100	03/31/23 10:44	
EPA 6010	Calcium	83800	ug/L	1000	03/31/23 10:44	
EPA 6010	Magnesium	20900	ug/L	1000	03/31/23 10:44	
EPA 6010	Manganese	187	ug/L	10.0	03/31/23 10:44	
EPA 6010	Potassium	3180	ug/L	1000	03/31/23 10:44	
EPA 6010	Silica	10100	ug/L	450	03/31/23 10:44	N2
EPA 6010	Sodium	77200	ug/L	1000	03/31/23 10:44	
EPA 6010	Manganese, Dissolved	208	ug/L	10.0	03/30/23 16:53	
EPA 6020	Arsenic	3.2	ug/L	1.0	03/29/23 17:57	

REPORT OF LABORATORY ANALYSIS

This report shall not be reproduced, except in full,
without the written consent of Pace Analytical Services, LLC.

SUMMARY OF DETECTION

Project: Harding St

Pace Project No.: 50340456

Lab Sample ID Method	Client Sample ID Parameters	Result	Units	Report Limit	Analyzed	Qualifiers
50340456002	MW-3D					
EPA 6020	Barium	93.4	ug/L	1.0	03/29/23 17:57	
EPA 6020	Molybdenum	5.9	ug/L	1.0	03/29/23 17:57	
EPA 903.1	Radium-226	0.408 ± 0.598 (1.02) C:NA T:95%	pCi/L		04/08/23 14:08	
EPA 904.0	Radium-228	0.522 ± 0.518 (1.06) C:66% T:87%	pCi/L		04/06/23 15:19	
Total Radium Calculation	Total Radium	0.930 ± 1.12 (2.08)	pCi/L		04/11/23 15:27	
SM 2320B	Alkalinity, Total as CaCO3	250	mg/L	10.0	03/25/23 00:19	
SM 2320B	Alkalinity, Bicarbonate (CaCO3)	250	mg/L	10.0	03/25/23 00:19	
SM 2540C	Total Dissolved Solids	540	mg/L	10.0	03/30/23 08:50	
SM 4500-H+B	pH at 25 Degrees C	7.9	Std. Units	0.10	03/29/23 14:02	H3
SM 5310C	Total Organic Carbon	1.6	mg/L	1.0	03/27/23 21:18	
SM 5310C	Dissolved Organic Carbon	1.5	mg/L	1.0	03/28/23 01:23	

REPORT OF LABORATORY ANALYSIS

This report shall not be reproduced, except in full,
without the written consent of Pace Analytical Services, LLC.

ANALYTICAL RESULTS

Project: Harding St

Pace Project No.: 50340456

Sample: MW-3S		Lab ID: 50340456001		Collected: 03/24/23 10:20		Received: 03/24/23 12:21		Matrix: Water	
Parameters	Results	Units	Report Limit	MDL	DF	Prepared	Analyzed	CAS No.	Qual
9056 IC Anions		Analytical Method: EPA 9056 Pace Analytical Services - Indianapolis							
Chloride	109	mg/L	2.5	0.67	10		03/30/23 19:10	16887-00-6	
Fluoride	0.17	mg/L	0.10	0.017	1		03/30/23 18:55	16984-48-8	
Sulfate	49.7	mg/L	2.5	0.85	10		03/30/23 19:10	14808-79-8	
6010 MET ICP		Analytical Method: EPA 6010 Preparation Method: EPA 3010 Pace Analytical Services - Indianapolis							
Aluminum	282	ug/L	200	55.4	1	03/25/23 17:31	03/31/23 10:41	7429-90-5	
Boron	116	ug/L	100	37.6	1	03/25/23 17:31	03/31/23 10:41	7440-42-8	
Calcium	102000	ug/L	1000	163	1	03/25/23 17:31	03/31/23 10:41	7440-70-2	
Lithium	ND	ug/L	20.0	6.2	1	03/25/23 17:31	03/31/23 10:41	7439-93-2	
Magnesium	24200	ug/L	1000	71.8	1	03/25/23 17:31	03/31/23 10:41	7439-95-4	
Manganese	209	ug/L	10.0	2.5	1	03/25/23 17:31	03/31/23 10:41	7439-96-5	
Potassium	2050	ug/L	1000	281	1	03/25/23 17:31	03/31/23 10:41	7440-09-7	
Silica	9630	ug/L	450		1	03/25/23 17:31	03/31/23 10:41	7631-86-9	N2
Sodium	62400	ug/L	1000	214	1	03/25/23 17:31	03/31/23 10:41	7440-23-5	
6010 MET ICP, Dissolved		Analytical Method: EPA 6010 Preparation Method: EPA 3010 Pace Analytical Services - Indianapolis							
Manganese, Dissolved	ND	ug/L	10.0	5.4	1	03/29/23 08:14	03/30/23 16:49	7439-96-5	
Molybdenum, Dissolved	28.2	ug/L	10.0	2.0	1	03/29/23 08:14	03/30/23 16:49	7439-98-7	
6020 MET ICPMS		Analytical Method: EPA 6020 Preparation Method: EPA 200.2 Pace Analytical Services - Indianapolis							
Antimony	5.2	ug/L	1.0	0.036	1	03/28/23 07:35	03/29/23 17:53	7440-36-0	
Arsenic	2.9	ug/L	1.0	0.053	1	03/28/23 07:35	03/29/23 17:53	7440-38-2	
Barium	52.4	ug/L	1.0	0.051	1	03/28/23 07:35	03/29/23 17:53	7440-39-3	
Beryllium	ND	ug/L	0.20	0.028	1	03/28/23 07:35	03/29/23 17:53	7440-41-7	
Cadmium	ND	ug/L	0.20	0.0090	1	03/28/23 07:35	03/29/23 17:53	7440-43-9	
Cobalt	ND	ug/L	1.0	0.032	1	03/28/23 07:35	03/29/23 17:53	7440-48-4	
Lead	ND	ug/L	1.0	0.034	1	03/28/23 07:35	03/29/23 17:53	7439-92-1	
Molybdenum	27.4	ug/L	1.0	0.048	1	03/28/23 07:35	03/29/23 17:53	7439-98-7	
Selenium	4.8	ug/L	1.0	0.23	1	03/28/23 07:35	03/29/23 17:53	7782-49-2	
Thallium	ND	ug/L	1.0	0.033	1	03/28/23 07:35	03/29/23 17:53	7440-28-0	
2320B Alkalinity		Analytical Method: SM 2320B Pace Analytical Services - Indianapolis							
Alkalinity, Total as CaCO3	271	mg/L	10.0	10.0	1		03/25/23 00:19		
Alkalinity,Bicarbonate (CaCO3)	271	mg/L	10.0	10.0	1		03/25/23 00:19		
Alkalinity,Carbonate (CaCO3)	ND	mg/L	10.0	10.0	1		03/25/23 00:19		
2540C Total Dissolved Solids		Analytical Method: SM 2540C Pace Analytical Services - Indianapolis							
Total Dissolved Solids	592	mg/L	10.0	10.0	1		03/30/23 08:50		

REPORT OF LABORATORY ANALYSIS

This report shall not be reproduced, except in full,
without the written consent of Pace Analytical Services, LLC.

ANALYTICAL RESULTS

Project: Harding St

Pace Project No.: 50340456

Sample: MW-3S		Lab ID: 50340456001		Collected: 03/24/23 10:20		Received: 03/24/23 12:21		Matrix: Water	
Parameters	Results	Units	Report Limit	MDL	DF	Prepared	Analyzed	CAS No.	Qual
4500CL G Chlorine, Residual		Analytical Method: SM 4500-Cl G Pace Analytical Services - Indianapolis							
Chlorine, Total Residual	ND	mg/L	0.10	0.034	1		03/27/23 15:35	7782-50-5	H3
4500H+ pH, Electrometric		Analytical Method: SM 4500-H+B Pace Analytical Services - Indianapolis							
pH at 25 Degrees C	7.9	Std. Units	0.10	0.10	1		03/29/23 14:03		H3
4500S2D Sulfide Water		Analytical Method: SM 4500-S2-D Pace Analytical Services - Indianapolis							
Sulfide	ND	mg/L	0.10	0.025	1		03/30/23 14:08	18496-25-8	
353.2 Nitrogen, NO2/NO3 unpres		Analytical Method: EPA 353.2 Pace Analytical Services - Indianapolis							
Nitrogen, Nitrate	0.15	mg/L	0.10	0.011	1		03/24/23 16:10	14797-55-8	
Nitrogen, Nitrite	ND	mg/L	0.10	0.0040	1		03/24/23 16:10	14797-65-0	
365.1 Total Phosphorus		Analytical Method: EPA 365.1 Preparation Method: EPA 365.1 Pace Analytical Services - Indianapolis							
Phosphate as P04	ND	mg/L	0.15	0.15	1	03/27/23 11:00	03/28/23 15:41		
5310C TOC		Analytical Method: SM 5310C Pace Analytical Services - Indianapolis							
Total Organic Carbon	1.2	mg/L	1.0	0.24	1		03/27/23 21:07	7440-44-0	
5310C Dissolved Organic Carbon		Analytical Method: SM 5310C Pace Analytical Services - Indianapolis							
Dissolved Organic Carbon	1.1	mg/L	1.0	0.24	1		03/28/23 01:11		

REPORT OF LABORATORY ANALYSIS

This report shall not be reproduced, except in full,
without the written consent of Pace Analytical Services, LLC.

ANALYTICAL RESULTS

Project: Harding St

Pace Project No.: 50340456

Sample: MW-3D		Lab ID: 50340456002		Collected: 03/24/23 09:35		Received: 03/24/23 12:21		Matrix: Water	
Parameters	Results	Units	Report Limit	MDL	DF	Prepared	Analyzed	CAS No.	Qual
9056 IC Anions		Analytical Method: EPA 9056 Pace Analytical Services - Indianapolis							
Chloride	114	mg/L	2.5	0.67	10		03/30/23 19:41	16887-00-6	
Fluoride	0.19	mg/L	0.10	0.017	1		03/30/23 19:26	16984-48-8	
Sulfate	62.5	mg/L	2.5	0.85	10		03/30/23 19:41	14808-79-8	
6010 MET ICP		Analytical Method: EPA 6010 Preparation Method: EPA 3010 Pace Analytical Services - Indianapolis							
Aluminum	ND	ug/L	200	55.4	1	03/25/23 17:31	03/31/23 10:44	7429-90-5	
Boron	234	ug/L	100	37.6	1	03/25/23 17:31	03/31/23 10:44	7440-42-8	
Calcium	83800	ug/L	1000	163	1	03/25/23 17:31	03/31/23 10:44	7440-70-2	
Lithium	ND	ug/L	20.0	6.2	1	03/25/23 17:31	03/31/23 10:44	7439-93-2	
Magnesium	20900	ug/L	1000	71.8	1	03/25/23 17:31	03/31/23 10:44	7439-95-4	
Manganese	187	ug/L	10.0	2.5	1	03/25/23 17:31	03/31/23 10:44	7439-96-5	
Potassium	3180	ug/L	1000	281	1	03/25/23 17:31	03/31/23 10:44	7440-09-7	
Silica	10100	ug/L	450		1	03/25/23 17:31	03/31/23 10:44	7631-86-9	N2
Sodium	77200	ug/L	1000	214	1	03/25/23 17:31	03/31/23 10:44	7440-23-5	
6010 MET ICP, Dissolved		Analytical Method: EPA 6010 Preparation Method: EPA 3010 Pace Analytical Services - Indianapolis							
Manganese, Dissolved	208	ug/L	10.0	5.4	1	03/29/23 08:14	03/30/23 16:53	7439-96-5	
Molybdenum, Dissolved	ND	ug/L	10.0	2.0	1	03/29/23 08:14	03/30/23 16:53	7439-98-7	
6020 MET ICPMS		Analytical Method: EPA 6020 Preparation Method: EPA 200.2 Pace Analytical Services - Indianapolis							
Antimony	ND	ug/L	1.0	0.036	1	03/28/23 07:35	03/29/23 17:57	7440-36-0	
Arsenic	3.2	ug/L	1.0	0.053	1	03/28/23 07:35	03/29/23 17:57	7440-38-2	
Barium	93.4	ug/L	1.0	0.051	1	03/28/23 07:35	03/29/23 17:57	7440-39-3	
Beryllium	ND	ug/L	0.20	0.028	1	03/28/23 07:35	03/29/23 17:57	7440-41-7	
Cadmium	ND	ug/L	0.20	0.0090	1	03/28/23 07:35	03/29/23 17:57	7440-43-9	
Cobalt	ND	ug/L	1.0	0.032	1	03/28/23 07:35	03/29/23 17:57	7440-48-4	
Lead	ND	ug/L	1.0	0.034	1	03/28/23 07:35	03/29/23 17:57	7439-92-1	
Molybdenum	5.9	ug/L	1.0	0.048	1	03/28/23 07:35	03/29/23 17:57	7439-98-7	
Selenium	ND	ug/L	1.0	0.23	1	03/28/23 07:35	03/29/23 17:57	7782-49-2	
Thallium	ND	ug/L	1.0	0.033	1	03/28/23 07:35	03/29/23 17:57	7440-28-0	
2320B Alkalinity		Analytical Method: SM 2320B Pace Analytical Services - Indianapolis							
Alkalinity, Total as CaCO3	250	mg/L	10.0	10.0	1		03/25/23 00:19		
Alkalinity,Bicarbonate (CaCO3)	250	mg/L	10.0	10.0	1		03/25/23 00:19		
Alkalinity,Carbonate (CaCO3)	ND	mg/L	10.0	10.0	1		03/25/23 00:19		
2540C Total Dissolved Solids		Analytical Method: SM 2540C Pace Analytical Services - Indianapolis							
Total Dissolved Solids	540	mg/L	10.0	10.0	1		03/30/23 08:50		

REPORT OF LABORATORY ANALYSIS

This report shall not be reproduced, except in full,
without the written consent of Pace Analytical Services, LLC.

ANALYTICAL RESULTS

Project: Harding St

Pace Project No.: 50340456

Sample: MW-3D		Lab ID: 50340456002		Collected: 03/24/23 09:35	Received: 03/24/23 12:21	Matrix: Water				
Parameters	Results	Units	Report Limit	MDL	DF	Prepared	Analyzed	CAS No.	Qual	
4500CL G Chlorine, Residual		Analytical Method: SM 4500-Cl G Pace Analytical Services - Indianapolis								
Chlorine, Total Residual	ND	mg/L	0.10	0.034	1		03/27/23 15:35	7782-50-5	H3	
4500H+ pH, Electrometric		Analytical Method: SM 4500-H+B Pace Analytical Services - Indianapolis								
pH at 25 Degrees C	7.9	Std. Units	0.10	0.10	1		03/29/23 14:02		H3	
4500S2D Sulfide Water		Analytical Method: SM 4500-S2-D Pace Analytical Services - Indianapolis								
Sulfide	ND	mg/L	0.10	0.025	1		03/30/23 14:08	18496-25-8		
353.2 Nitrogen, NO2/NO3 unpres		Analytical Method: EPA 353.2 Pace Analytical Services - Indianapolis								
Nitrogen, Nitrate	ND	mg/L	0.10	0.011	1		03/24/23 16:04	14797-55-8		
Nitrogen, Nitrite	ND	mg/L	0.10	0.0040	1		03/24/23 16:04	14797-65-0		
365.1 Total Phosphorus		Analytical Method: EPA 365.1 Preparation Method: EPA 365.1 Pace Analytical Services - Indianapolis								
Phosphate as P04	ND	mg/L	0.15	0.15	1	03/27/23 11:00	03/28/23 15:43			
5310C TOC		Analytical Method: SM 5310C Pace Analytical Services - Indianapolis								
Total Organic Carbon	1.6	mg/L	1.0	0.24	1		03/27/23 21:18	7440-44-0		
5310C Dissolved Organic Carbon		Analytical Method: SM 5310C Pace Analytical Services - Indianapolis								
Dissolved Organic Carbon	1.5	mg/L	1.0	0.24	1		03/28/23 01:23			

REPORT OF LABORATORY ANALYSIS

This report shall not be reproduced, except in full,
without the written consent of Pace Analytical Services, LLC.

QUALITY CONTROL DATA

Project: Harding St

Pace Project No.: 50340456

QC Batch: 725100	Analysis Method: EPA 9056
QC Batch Method: EPA 9056	Analysis Description: 9056 IC Anions
	Laboratory: Pace Analytical Services - Indianapolis

Associated Lab Samples: 50340456001, 50340456002

METHOD BLANK: 3327144 Matrix: Water

Associated Lab Samples: 50340456001, 50340456002

Parameter	Units	Blank Result	Reporting Limit	MDL	Analyzed	Qualifiers
Chloride	mg/L	ND	0.25	0.067	03/29/23 17:37	
Fluoride	mg/L	ND	0.10	0.017	03/29/23 17:37	
Sulfate	mg/L	ND	0.25	0.085	03/29/23 17:37	

LABORATORY CONTROL SAMPLE: 3327145

Parameter	Units	Spike Conc.	LCS Result	LCS % Rec	% Rec Limits	Qualifiers
Chloride	mg/L	2.5	2.3	91	80-120	
Fluoride	mg/L	1	0.93	93	80-120	
Sulfate	mg/L	5	4.7	94	80-120	

MATRIX SPIKE & MATRIX SPIKE DUPLICATE: 3327146 3327147

Parameter	Units	50340510004		3327146		3327147		% Rec	% Rec	% Rec Limits	RPD	Max RPD	Qual
		Result	MS Spike Conc.	MSD Spike Conc.	MS Result	MSD Result	MS % Rec						
Chloride	mg/L	17.6	12.5	12.5	28.9	29.3	90	93	80-120	1	15		
Fluoride	mg/L	0.096J	0.5	0.5	0.62	0.60	104	102	80-120	2	15		
Sulfate	mg/L	219	25	25	245	237	103	71	80-120	3	15 M0		

Results presented on this page are in the units indicated by the "Units" column except where an alternate unit is presented to the right of the result.

REPORT OF LABORATORY ANALYSIS

This report shall not be reproduced, except in full,
without the written consent of Pace Analytical Services, LLC.

QUALITY CONTROL DATA

Project: Harding St

Pace Project No.: 50340456

QC Batch: 724721

Analysis Method: EPA 6010

QC Batch Method: EPA 3010

Analysis Description: 6010 MET

Laboratory: Pace Analytical Services - Indianapolis

Associated Lab Samples: 50340456001, 50340456002

METHOD BLANK: 3325564

Matrix: Water

Associated Lab Samples: 50340456001, 50340456002

Parameter	Units	Blank Result	Reporting Limit	MDL	Analyzed	Qualifiers
Aluminum	ug/L	ND	200	55.4	03/31/23 09:34	
Boron	ug/L	ND	100	37.6	03/31/23 09:34	
Calcium	ug/L	ND	1000	163	03/31/23 09:34	
Lithium	ug/L	ND	20.0	6.2	03/31/23 09:34	
Magnesium	ug/L	ND	1000	71.8	03/31/23 09:34	
Manganese	ug/L	ND	10.0	2.5	03/31/23 09:34	
Potassium	ug/L	ND	1000	281	03/31/23 09:34	
Silica	ug/L	ND	450		03/31/23 09:34	N2
Sodium	ug/L	ND	1000	214	03/31/23 09:34	

LABORATORY CONTROL SAMPLE: 3325565

Parameter	Units	Spike Conc.	LCS Result	LCS % Rec	% Rec Limits	Qualifiers
Aluminum	ug/L	10000	9970	100	80-120	
Boron	ug/L	1000	951	95	80-120	
Calcium	ug/L	10000	9880	99	80-120	
Lithium	ug/L	1000	986	99	80-120	
Magnesium	ug/L	10000	9670	97	80-120	
Manganese	ug/L	1000	936	94	80-120	
Potassium	ug/L	10000	9870	99	80-120	
Silica	ug/L	10700	10200	95	80-120	N2
Sodium	ug/L	10000	9780	98	80-120	

MATRIX SPIKE & MATRIX SPIKE DUPLICATE: 3325566 3325567

Parameter	Units	MS		MSD		MS % Rec	MSD % Rec	% Rec Limits	RPD	Max RPD	Qual
		50339963003 Result	Spike Conc.	Spike Conc.	MS Result						
Aluminum	ug/L	793	10000	10000	10100	10000	93	92	75-125	1	20
Boron	ug/L	213	1000	1000	1210	1190	100	98	75-125	1	20
Calcium	ug/L	99900	10000	10000	115000	111000	149	114	75-125	3	20 P6
Lithium	ug/L	ND	1000	1000	1040	1030	102	102	75-125	0	20
Magnesium	ug/L	26300	10000	10000	36800	35400	105	91	75-125	4	20
Manganese	ug/L	1880	1000	1000	2940	2850	106	97	75-125	3	20
Potassium	ug/L	3070	10000	10000	13500	13300	104	102	75-125	1	20
Silica	ug/L	12800	10700	10700	23900	23200	104	97	75-125	3	20 N2
Sodium	ug/L	66500	10000	10000	80400	77300	138	108	75-125	4	20 P6

Results presented on this page are in the units indicated by the "Units" column except where an alternate unit is presented to the right of the result.

REPORT OF LABORATORY ANALYSIS

This report shall not be reproduced, except in full,
without the written consent of Pace Analytical Services, LLC.

QUALITY CONTROL DATA

Project: Harding St

Pace Project No.: 50340456

QC Batch: 725218

Analysis Method: EPA 6010

QC Batch Method: EPA 3010

Analysis Description: 6010 MET Dissolved

Laboratory: Pace Analytical Services - Indianapolis

Associated Lab Samples: 50340456001, 50340456002

METHOD BLANK: 3327759

Matrix: Water

Associated Lab Samples: 50340456001, 50340456002

Parameter	Units	Blank Result	Reporting Limit	MDL	Analyzed	Qualifiers
Manganese, Dissolved	ug/L	ND	10.0	5.4	03/30/23 16:40	
Molybdenum, Dissolved	ug/L	ND	10.0	2.0	03/30/23 16:40	

LABORATORY CONTROL SAMPLE: 3327760

Parameter	Units	Spike Conc.	LCS Result	LCS % Rec	% Rec Limits	Qualifiers
Manganese, Dissolved	ug/L	1000	1050	105	80-120	
Molybdenum, Dissolved	ug/L	1000	1000	100	80-120	

MATRIX SPIKE & MATRIX SPIKE DUPLICATE: 3327761 3327762

Parameter	Units	50340467003 Result	MS Spike Conc.	MSD Spike Conc.	MS Result	MSD Result	MS % Rec	MSD % Rec	% Rec Limits	RPD	Max RPD	Qual
Manganese, Dissolved	ug/L	125	1000	1000	1150	1160	103	103	75-125	0	20	
Molybdenum, Dissolved	ug/L	ND	1000	1000	1000	998	99	99	75-125	0	20	

Results presented on this page are in the units indicated by the "Units" column except where an alternate unit is presented to the right of the result.

REPORT OF LABORATORY ANALYSIS

This report shall not be reproduced, except in full,
without the written consent of Pace Analytical Services, LLC.

QUALITY CONTROL DATA

Project: Harding St

Pace Project No.: 50340456

QC Batch:	724834	Analysis Method:	EPA 6020
QC Batch Method:	EPA 200.2	Analysis Description:	6020 MET
		Laboratory:	Pace Analytical Services - Indianapolis

Associated Lab Samples: 50340456001, 50340456002

METHOD BLANK: 3326336 Matrix: Water

Associated Lab Samples: 50340456001, 50340456002

Parameter	Units	Blank Result	Reporting Limit	MDL	Analyzed	Qualifiers
Antimony	ug/L	ND	1.0	0.036	03/29/23 15:53	
Arsenic	ug/L	ND	1.0	0.053	03/29/23 15:53	
Barium	ug/L	ND	1.0	0.051	03/29/23 15:53	
Beryllium	ug/L	ND	0.20	0.028	03/29/23 15:53	
Cadmium	ug/L	ND	0.20	0.0090	03/29/23 15:53	
Cobalt	ug/L	ND	1.0	0.032	03/29/23 15:53	
Lead	ug/L	ND	1.0	0.034	03/29/23 15:53	
Molybdenum	ug/L	ND	1.0	0.048	03/29/23 15:53	
Selenium	ug/L	ND	1.0	0.23	03/29/23 15:53	
Thallium	ug/L	ND	1.0	0.033	03/29/23 15:53	

LABORATORY CONTROL SAMPLE: 3326337

Parameter	Units	Spike Conc.	LCS Result	LCS % Rec	% Rec Limits	Qualifiers
Antimony	ug/L	40	41.8	104	80-120	
Arsenic	ug/L	40	38.7	97	80-120	
Barium	ug/L	40	39.5	99	80-120	
Beryllium	ug/L	40	41.5	104	80-120	
Cadmium	ug/L	40	39.9	100	80-120	
Cobalt	ug/L	40	40.5	101	80-120	
Lead	ug/L	40	41.0	103	80-120	
Molybdenum	ug/L	40	41.8	104	80-120	
Selenium	ug/L	40	39.5	99	80-120	
Thallium	ug/L	40	41.1	103	80-120	

MATRIX SPIKE & MATRIX SPIKE DUPLICATE: 3326338 3326339

Parameter	Units	MS		MSD		MS Result	MSD Result	MS % Rec	MSD % Rec	% Rec Limits	RPD	Max RPD	Qual
		50340467003 Result	Spike Conc.	Spike Conc.	MS Result								
Antimony	ug/L	ND	40	40	42.0	41.1	105	103	75-125	2	20		
Arsenic	ug/L	2.1	40	40	40.1	40.0	95	95	75-125	0	20		
Barium	ug/L	71.4	40	40	112	111	101	98	75-125	1	20		
Beryllium	ug/L	ND	40	40	40.2	40.2	101	100	75-125	0	20		
Cadmium	ug/L	ND	40	40	38.6	38.1	97	95	75-125	2	20		
Cobalt	ug/L	ND	40	40	37.8	36.9	94	92	75-125	3	20		
Lead	ug/L	ND	40	40	41.0	40.7	102	101	75-125	1	20		
Molybdenum	ug/L	8.1	40	40	49.7	49.4	104	103	75-125	1	20		

Results presented on this page are in the units indicated by the "Units" column except where an alternate unit is presented to the right of the result.

REPORT OF LABORATORY ANALYSIS

This report shall not be reproduced, except in full,
without the written consent of Pace Analytical Services, LLC.

QUALITY CONTROL DATA

Project: Harding St

Pace Project No.: 50340456

MATRIX SPIKE & MATRIX SPIKE DUPLICATE: 3326338												3326339	
Parameter	Units	50340467003 Result	MS	MSD	MS	MSD	MS	MSD	% Rec	% Rec Limits	RPD	Max RPD	Qual
			Spike Conc.	Spike Conc.	Result	Result	% Rec	% Rec					
Selenium	ug/L	ND	40	40	39.4	38.8	98	97	75-125	1	20		
Thallium	ug/L	ND	40	40	41.7	41.3	104	103	75-125	1	20		

Results presented on this page are in the units indicated by the "Units" column except where an alternate unit is presented to the right of the result.

REPORT OF LABORATORY ANALYSIS

This report shall not be reproduced, except in full,
without the written consent of Pace Analytical Services, LLC.

QUALITY CONTROL DATA

Project: Harding St

Pace Project No.: 50340456

QC Batch: 724758

Analysis Method: SM 2320B

QC Batch Method: SM 2320B

Analysis Description: 2320B Alkalinity

Laboratory: Pace Analytical Services - Indianapolis

Associated Lab Samples: 50340456001, 50340456002

METHOD BLANK: 3325853

Matrix: Water

Associated Lab Samples: 50340456001, 50340456002

Parameter	Units	Blank Result	Reporting Limit	MDL	Analyzed	Qualifiers
Alkalinity, Total as CaCO ₃	mg/L	ND	10.0	10.0	03/25/23 00:19	
Alkalinity,Bicarbonate (CaCO ₃)	mg/L	ND	10.0	10.0	03/25/23 00:19	
Alkalinity,Carbonate (CaCO ₃)	mg/L	ND	10.0	10.0	03/25/23 00:19	

LABORATORY CONTROL SAMPLE: 3325854

Parameter	Units	Spike Conc.	LCS Result	LCS % Rec	% Rec Limits	Qualifiers
Alkalinity, Total as CaCO ₃	mg/L	50	49.4	99	90-110	

SAMPLE DUPLICATE: 3325855

Parameter	Units	50340411002 Result	Dup Result	RPD	Max RPD	Qualifiers
Alkalinity, Total as CaCO ₃	mg/L	434	440	1	20	
Alkalinity,Bicarbonate (CaCO ₃)	mg/L	434	440	1	20	
Alkalinity,Carbonate (CaCO ₃)	mg/L	ND	ND		20	

Results presented on this page are in the units indicated by the "Units" column except where an alternate unit is presented to the right of the result.

REPORT OF LABORATORY ANALYSIS

This report shall not be reproduced, except in full,
without the written consent of Pace Analytical Services, LLC.

QUALITY CONTROL DATA

Project: Harding St

Pace Project No.: 50340456

QC Batch: 725461

Analysis Method: SM 2540C

QC Batch Method: SM 2540C

Analysis Description: 2540C Total Dissolved Solids

Laboratory: Pace Analytical Services - Indianapolis

Associated Lab Samples: 50340456001, 50340456002

METHOD BLANK: 3329189

Matrix: Water

Associated Lab Samples: 50340456001, 50340456002

Parameter	Units	Blank Result	Reporting Limit	MDL	Analyzed	Qualifiers
Total Dissolved Solids	mg/L	ND	10.0	10.0	03/30/23 08:46	

LABORATORY CONTROL SAMPLE: 3329190

Parameter	Units	Spike Conc.	LCS Result	LCS % Rec	% Rec Limits	Qualifiers
Total Dissolved Solids	mg/L	300	307	102	80-120	

SAMPLE DUPLICATE: 3329191

Parameter	Units	50340510004 Result	Dup Result	RPD	Max RPD	Qualifiers
Total Dissolved Solids	mg/L	806	796	1	10	

SAMPLE DUPLICATE: 3329192

Parameter	Units	50340520001 Result	Dup Result	RPD	Max RPD	Qualifiers
Total Dissolved Solids	mg/L	2870	2930	2	10	

Results presented on this page are in the units indicated by the "Units" column except where an alternate unit is presented to the right of the result.

REPORT OF LABORATORY ANALYSIS

This report shall not be reproduced, except in full,
without the written consent of Pace Analytical Services, LLC.

QUALITY CONTROL DATA

Project: Harding St
Pace Project No.: 50340456

QC Batch: 724948 Analysis Method: SM 4500-Cl G
QC Batch Method: SM 4500-Cl G Analysis Description: 4500CL G Chlorine, Total Residual
Laboratory: Pace Analytical Services - Indianapolis

Associated Lab Samples: 50340456001, 50340456002

METHOD BLANK: 3326683 Matrix: Water

Associated Lab Samples: 50340456001, 50340456002

Parameter	Units	Blank Result	Reporting Limit	MDL	Analyzed	Qualifiers
Chlorine, Total Residual	mg/L	ND	0.10	0.034	03/27/23 15:31	H3

LABORATORY CONTROL SAMPLE: 3326684

Parameter	Units	Spike Conc.	LCS Result	LCS % Rec	% Rec Limits	Qualifiers
Chlorine, Total Residual	mg/L	1	1.1	109	90-110	H3

MATRIX SPIKE & MATRIX SPIKE DUPLICATE: 3326685 3326686

Parameter	Units	50340467003		3326686		MS % Rec	MSD % Rec	% Rec Limits	RPD	Max RPD	Qual	
		MS Spike Conc.	MSD Spike Conc.	MS Result	MSD Result							
Chlorine, Total Residual	mg/L	ND	1	1	1.1	1.1	109	110	90-110	1	20	H3

Results presented on this page are in the units indicated by the "Units" column except where an alternate unit is presented to the right of the result.

REPORT OF LABORATORY ANALYSIS

This report shall not be reproduced, except in full,
without the written consent of Pace Analytical Services, LLC.

QUALITY CONTROL DATA

Project: Harding St

Pace Project No.: 50340456

QC Batch: 725281

Analysis Method: SM 4500-H+B

QC Batch Method: SM 4500-H+B

Analysis Description: 4500H+B pH

Laboratory: Pace Analytical Services - Indianapolis

Associated Lab Samples: 50340456001, 50340456002

SAMPLE DUPLICATE: 3328085

Parameter	Units	50339873011 Result	Dup Result	RPD	Max RPD	Qualifiers
pH at 25 Degrees C	Std. Units	8.0	8.0	0	2	H3

SAMPLE DUPLICATE: 3328086

Parameter	Units	50339873016 Result	Dup Result	RPD	Max RPD	Qualifiers
pH at 25 Degrees C	Std. Units	7.7	7.7	0	2	H3

Results presented on this page are in the units indicated by the "Units" column except where an alternate unit is presented to the right of the result.

REPORT OF LABORATORY ANALYSIS

This report shall not be reproduced, except in full,
without the written consent of Pace Analytical Services, LLC.

QUALITY CONTROL DATA

Project: Harding St

Pace Project No.: 50340456

QC Batch:	725548	Analysis Method:	SM 4500-S2-D
QC Batch Method:	SM 4500-S2-D	Analysis Description:	4500S2D Sulfide Water
		Laboratory:	Pace Analytical Services - Indianapolis

Associated Lab Samples: 50340456001, 50340456002

METHOD BLANK: 3329516 Matrix: Water
Associated Lab Samples: 50340456001, 50340456002

Parameter	Units	Blank Result	Reporting Limit	MDL	Analyzed	Qualifiers
Sulfide	mg/L	ND	0.10	0.025	03/30/23 14:08	

LABORATORY CONTROL SAMPLE: 3329517

Parameter	Units	Spike Conc.	LCS Result	LCS % Rec	% Rec Limits	Qualifiers
Sulfide	mg/L	0.5	0.55	109	90-110	

MATRIX SPIKE & MATRIX SPIKE DUPLICATE: 3329518 3329519

Parameter	Units	50340467003 Result	MS Spike Conc.	MSD Spike Conc.	MS Result	MSD Result	MS % Rec	MSD % Rec	% Rec Limits	RPD	Max RPD	Qual
Sulfide	mg/L	ND	0.5	0.5	0.57	0.57	114	115	90-110	1	20	M3

MATRIX SPIKE SAMPLE: 3329520

Parameter	Units	50340587001 Result	Spike Conc.	MS Result	MS % Rec	% Rec Limits	Qualifiers
Sulfide	mg/L	ND	0.5	0.37	74	90-110	M0

Results presented on this page are in the units indicated by the "Units" column except where an alternate unit is presented to the right of the result.

REPORT OF LABORATORY ANALYSIS

This report shall not be reproduced, except in full,
without the written consent of Pace Analytical Services, LLC.

QUALITY CONTROL DATA

Project: Harding St

Pace Project No.: 50340456

QC Batch: 724712

Analysis Method: EPA 353.2

QC Batch Method: EPA 353.2

Analysis Description: 353.2 Nitrate + Nitrite, Unpres.

Laboratory: Pace Analytical Services - Indianapolis

Associated Lab Samples: 50340456001, 50340456002

METHOD BLANK: 3325528

Matrix: Water

Associated Lab Samples: 50340456001, 50340456002

Parameter	Units	Blank Result	Reporting Limit	MDL	Analyzed	Qualifiers
Nitrogen, Nitrate	mg/L	ND	0.10	0.011	03/24/23 16:00	
Nitrogen, Nitrite	mg/L	ND	0.10	0.0040	03/24/23 16:00	

LABORATORY CONTROL SAMPLE: 3325529

Parameter	Units	Spike Conc.	LCS Result	LCS % Rec	% Rec Limits	Qualifiers
Nitrogen, Nitrate	mg/L	1	1.1	105	90-110	
Nitrogen, Nitrite	mg/L	1	1.1	105	90-110	

MATRIX SPIKE & MATRIX SPIKE DUPLICATE: 3325530 3325531

Parameter	Units	50340456001 Result	MS		MSD		MS % Rec	MSD % Rec	% Rec Limits	RPD	Max RPD	Qual
			Spike Conc.	MS Result	MSD Result							
Nitrogen, Nitrate	mg/L	0.15	1	1	1.2	1.2	104	103	90-110	1	20	
Nitrogen, Nitrite	mg/L	ND	1	1	1.0	1.0	102	102	90-110	0	20	

MATRIX SPIKE & MATRIX SPIKE DUPLICATE: 3325705 3325706

Parameter	Units	50340467003 Result	MS		MSD		MS % Rec	MSD % Rec	% Rec Limits	RPD	Max RPD	Qual
			Spike Conc.	MS Result	MSD Result							
Nitrogen, Nitrate	mg/L	ND	1	1	1.1	1.1	101	102	90-110	1	20	
Nitrogen, Nitrite	mg/L	ND	1	1	1.0	1.0	101	101	90-110	0	20	

Results presented on this page are in the units indicated by the "Units" column except where an alternate unit is presented to the right of the result.

REPORT OF LABORATORY ANALYSIS

This report shall not be reproduced, except in full, without the written consent of Pace Analytical Services, LLC.

QUALITY CONTROL DATA

Project: Harding St

Pace Project No.: 50340456

QC Batch: 724876

Analysis Method: EPA 365.1

QC Batch Method: EPA 365.1

Analysis Description: 365.1 Total Phosphorus

Laboratory: Pace Analytical Services - Indianapolis

Associated Lab Samples: 50340456001, 50340456002

METHOD BLANK: 3326432

Matrix: Water

Associated Lab Samples: 50340456001, 50340456002

Parameter	Units	Blank Result	Reporting Limit	MDL	Analyzed	Qualifiers
Phosphate as P04	mg/L	ND	0.15	0.15	03/28/23 16:29	

LABORATORY CONTROL SAMPLE: 3326433

Parameter	Units	Spike Conc.	LCS Result	LCS % Rec	% Rec Limits	Qualifiers
Phosphate as P04	mg/L		1.5			

MATRIX SPIKE & MATRIX SPIKE DUPLICATE: 3326434 3326435

Parameter	Units	50340467003 Result	MS Spike Conc.	MSD Spike Conc.	MS Result	MSD Result	MS % Rec	MSD % Rec	% Rec Limits	RPD	Max RPD	Qual
Phosphate as P04	mg/L	ND			1.4	1.4				0		

MATRIX SPIKE SAMPLE: 3326436

Parameter	Units	50340467006 Result	Spike Conc.	MS Result	MS % Rec	% Rec Limits	Qualifiers
Phosphate as P04	mg/L	ND		1.4			

Results presented on this page are in the units indicated by the "Units" column except where an alternate unit is presented to the right of the result.

REPORT OF LABORATORY ANALYSIS

This report shall not be reproduced, except in full,
without the written consent of Pace Analytical Services, LLC.

QUALITY CONTROL DATA

Project: Harding St

Pace Project No.: 50340456

QC Batch: 724899

Analysis Method: SM 5310C

QC Batch Method: SM 5310C

Analysis Description: 5310C Total Organic Carbon

Laboratory: Pace Analytical Services - Indianapolis

Associated Lab Samples: 50340456001, 50340456002

METHOD BLANK: 3326501

Matrix: Water

Associated Lab Samples: 50340456001, 50340456002

Parameter	Units	Blank Result	Reporting Limit	MDL	Analyzed	Qualifiers
Total Organic Carbon	mg/L	ND	1.0	0.24	03/28/23 10:11	

LABORATORY CONTROL SAMPLE: 3326502

Parameter	Units	Spike Conc.	LCS Result	LCS % Rec	% Rec Limits	Qualifiers
Total Organic Carbon	mg/L	10	10.2	102	90-110	

MATRIX SPIKE & MATRIX SPIKE DUPLICATE: 3326503 3326504

Parameter	Units	50340467003 Result	MS Spike Conc.	MSD Spike Conc.	MS Result	MSD Result	MS % Rec	MSD % Rec	% Rec Limits	RPD	Max RPD	Qual
Total Organic Carbon	mg/L	1.3	10	10	11.3	11.2	100	100	80-120	1	20	

MATRIX SPIKE SAMPLE: 3326505

Parameter	Units	50340467006 Result	Spike Conc.	MS Result	MS % Rec	% Rec Limits	Qualifiers
Total Organic Carbon	mg/L	ND	10	10.8	98	80-120	

Results presented on this page are in the units indicated by the "Units" column except where an alternate unit is presented to the right of the result.

REPORT OF LABORATORY ANALYSIS

This report shall not be reproduced, except in full, without the written consent of Pace Analytical Services, LLC.

QUALITY CONTROL DATA

Project: Harding St
Pace Project No.: 50340456

QC Batch: 724913	Analysis Method: SM 5310C
QC Batch Method: SM 5310C	Analysis Description: 5310C Dissolved Organic Carbon
	Laboratory: Pace Analytical Services - Indianapolis

Associated Lab Samples: 50340456001, 50340456002

METHOD BLANK: 3326542 Matrix: Water

Associated Lab Samples: 50340456001, 50340456002

Parameter	Units	Blank Result	Reporting Limit	MDL	Analyzed	Qualifiers
Dissolved Organic Carbon	mg/L	ND	1.0	0.24	03/28/23 00:50	

LABORATORY CONTROL SAMPLE: 3326543

Parameter	Units	Spike Conc.	LCS Result	LCS % Rec	% Rec Limits	Qualifiers
Dissolved Organic Carbon	mg/L	10	10.1	101	90-110	

MATRIX SPIKE & MATRIX SPIKE DUPLICATE: 3326544 3326545

Parameter	Units	3326544		3326545		MS % Rec	MSD % Rec	% Rec Limits	RPD	Max RPD	Qual
		MS Spike Conc.	MSD Spike Conc.	MS Result	MSD Result						
Dissolved Organic Carbon	mg/L	1.4	10	11.3	11.2	99	99	80-120	0	20	

Results presented on this page are in the units indicated by the "Units" column except where an alternate unit is presented to the right of the result.

REPORT OF LABORATORY ANALYSIS

This report shall not be reproduced, except in full,
without the written consent of Pace Analytical Services, LLC.

ANALYTICAL RESULTS - RADIOCHEMISTRY

Project: Harding St

Pace Project No.: 50340456

Sample: MW-3S **Lab ID: 50340456001** Collected: 03/24/23 10:20 Received: 03/24/23 12:21 Matrix: Water
PWS: Site ID: Sample Type:

Parameters	Method	Act ± Unc (MDC) Carr Trac	Units	Analyzed	CAS No.	Qual
	Pace Analytical Services - Greensburg					
Radium-226	EPA 903.1	0.000 ± 0.531 (1.09) C:NA T:95%	pCi/L	04/08/23 14:08	13982-63-3	
	Pace Analytical Services - Greensburg					
Radium-228	EPA 904.0	-0.160 ± 0.405 (0.989) C:73% T:91%	pCi/L	04/06/23 15:18	15262-20-1	
	Pace Analytical Services - Greensburg					
Total Radium	Total Radium Calculation	0.000 ± 0.936 (2.08)	pCi/L	04/11/23 15:27	7440-14-4	

REPORT OF LABORATORY ANALYSIS

This report shall not be reproduced, except in full,
without the written consent of Pace Analytical Services, LLC.

ANALYTICAL RESULTS - RADIOCHEMISTRY

Project: Harding St

Pace Project No.: 50340456

Sample: MW-3D **Lab ID: 50340456002** Collected: 03/24/23 09:35 Received: 03/24/23 12:21 Matrix: Water
PWS: Site ID: Sample Type:

Parameters	Method	Act ± Unc (MDC) Carr Trac	Units	Analyzed	CAS No.	Qual
	Pace Analytical Services - Greensburg					
Radium-226	EPA 903.1	0.408 ± 0.598 (1.02) C:NA T:95%	pCi/L	04/08/23 14:08	13982-63-3	
	Pace Analytical Services - Greensburg					
Radium-228	EPA 904.0	0.522 ± 0.518 (1.06) C:66% T:87%	pCi/L	04/06/23 15:19	15262-20-1	
	Pace Analytical Services - Greensburg					
Total Radium	Total Radium Calculation	0.930 ± 1.12 (2.08)	pCi/L	04/11/23 15:27	7440-14-4	

REPORT OF LABORATORY ANALYSIS

This report shall not be reproduced, except in full,
without the written consent of Pace Analytical Services, LLC.

QUALITY CONTROL - RADIOCHEMISTRY

Project: Harding St

Pace Project No.: 50340456

QC Batch: 577720

Analysis Method: EPA 903.1

QC Batch Method: EPA 903.1

Analysis Description: 903.1 Radium-226

Laboratory: Pace Analytical Services - Greensburg

Associated Lab Samples: 50340456001, 50340456002

METHOD BLANK: 2805172

Matrix: Water

Associated Lab Samples: 50340456001, 50340456002

Parameter	Act ± Unc (MDC) Carr Trac	Units	Analyzed	Qualifiers
Radium-226	0.177 ± 0.348 (0.637) C:NA T:91%	pCi/L	04/08/23 13:51	

Results presented on this page are in the units indicated by the "Units" column except where an alternate unit is presented to the right of the result.

REPORT OF LABORATORY ANALYSIS

This report shall not be reproduced, except in full,
without the written consent of Pace Analytical Services, LLC.

QUALITY CONTROL - RADIOCHEMISTRY

Project: Harding St

Pace Project No.: 50340456

QC Batch: 577721

Analysis Method: EPA 904.0

QC Batch Method: EPA 904.0

Analysis Description: 904.0 Radium 228

Laboratory: Pace Analytical Services - Greensburg

Associated Lab Samples: 50340456001, 50340456002

METHOD BLANK: 2805174

Matrix: Water

Associated Lab Samples: 50340456001, 50340456002

Parameter	Act ± Unc (MDC) Carr Trac	Units	Analyzed	Qualifiers
Radium-228	0.462 ± 0.363 (0.714) C:73% T:88%	pCi/L	04/06/23 12:32	

Results presented on this page are in the units indicated by the "Units" column except where an alternate unit is presented to the right of the result.

REPORT OF LABORATORY ANALYSIS

This report shall not be reproduced, except in full,
without the written consent of Pace Analytical Services, LLC.

QUALIFIERS

Project: Harding St
Pace Project No.: 50340456

DEFINITIONS

DF - Dilution Factor, if reported, represents the factor applied to the reported data due to dilution of the sample aliquot.

ND - Not Detected at or above adjusted reporting limit.

TNTC - Too Numerous To Count

J - Estimated concentration above the adjusted method detection limit and below the adjusted reporting limit.

MDL - Adjusted Method Detection Limit.

PQL - Practical Quantitation Limit.

RL - Reporting Limit - The lowest concentration value that meets project requirements for quantitative data with known precision and bias for a specific analyte in a specific matrix.

S - Surrogate

1,2-Diphenylhydrazine decomposes to and cannot be separated from Azobenzene using Method 8270. The result for each analyte is a combined concentration.

Consistent with EPA guidelines, unrounded data are displayed and have been used to calculate % recovery and RPD values.

LCS(D) - Laboratory Control Sample (Duplicate)

MS(D) - Matrix Spike (Duplicate)

DUP - Sample Duplicate

RPD - Relative Percent Difference

NC - Not Calculable.

SG - Silica Gel - Clean-Up

U - Indicates the compound was analyzed for, but not detected.

N-Nitrosodiphenylamine decomposes and cannot be separated from Diphenylamine using Method 8270. The result reported for each analyte is a combined concentration.

Reported results are not rounded until the final step prior to reporting. Therefore, calculated parameters that are typically reported as "Total" may vary slightly from the sum of the reported component parameters.

Act - Activity

Unc - Uncertainty: SDWA = 1.96 sigma count uncertainty, all other matrices = Expanded Uncertainty (95% confidence interval).

Gamma Spec = Expanded Uncertainty (95.4% Confidence Interval)

(MDC) - Minimum Detectable Concentration

Trac - Tracer Recovery (%)

Carr - Carrier Recovery (%)

Pace Analytical is TNI accredited. Contact your Pace PM for the current list of accredited analytes.

TNI - The NELAC Institute.

ANALYTE QUALIFIERS

H3 Sample was received or analysis requested beyond the recognized method holding time.

M0 Matrix spike recovery and/or matrix spike duplicate recovery was outside laboratory control limits.

M3 Matrix spike recovery was outside laboratory control limits due to matrix interferences.

N2 The lab does not hold NELAC/TNI accreditation for this parameter but other accreditations/certifications may apply. A complete list of accreditations/certifications is available upon request.

P6 Matrix spike recovery was outside laboratory control limits due to a parent sample concentration notably higher than the spike level.

REPORT OF LABORATORY ANALYSIS

This report shall not be reproduced, except in full,
without the written consent of Pace Analytical Services, LLC.

QUALITY CONTROL DATA CROSS REFERENCE TABLE

Project: Harding St
Pace Project No.: 50340456

Lab ID	Sample ID	QC Batch Method	QC Batch	Analytical Method	Analytical Batch
50340456001	MW-3S	EPA 9056	725100		
50340456002	MW-3D	EPA 9056	725100		
50340456001	MW-3S	EPA 3010	724721	EPA 6010	725719
50340456002	MW-3D	EPA 3010	724721	EPA 6010	725719
50340456001	MW-3S	EPA 3010	725218	EPA 6010	725579
50340456002	MW-3D	EPA 3010	725218	EPA 6010	725579
50340456001	MW-3S	EPA 200.2	724834	EPA 6020	725126
50340456002	MW-3D	EPA 200.2	724834	EPA 6020	725126
50340456001	MW-3S	EPA 903.1	577720		
50340456002	MW-3D	EPA 903.1	577720		
50340456001	MW-3S	EPA 904.0	577721		
50340456002	MW-3D	EPA 904.0	577721		
50340456001	MW-3S	Total Radium Calculation	580158		
50340456002	MW-3D	Total Radium Calculation	580158		
50340456001	MW-3S	SM 2320B	724758		
50340456002	MW-3D	SM 2320B	724758		
50340456001	MW-3S	SM 2540C	725461		
50340456002	MW-3D	SM 2540C	725461		
50340456001	MW-3S	SM 4500-CI G	724948		
50340456002	MW-3D	SM 4500-CI G	724948		
50340456001	MW-3S	SM 4500-H+B	725281		
50340456002	MW-3D	SM 4500-H+B	725281		
50340456001	MW-3S	SM 4500-S2-D	725548		
50340456002	MW-3D	SM 4500-S2-D	725548		
50340456001	MW-3S	EPA 353.2	724712		
50340456002	MW-3D	EPA 353.2	724712		
50340456001	MW-3S	EPA 365.1	724876	EPA 365.1	725186
50340456002	MW-3D	EPA 365.1	724876	EPA 365.1	725186
50340456001	MW-3S	SM 5310C	724899		
50340456002	MW-3D	SM 5310C	724899		
50340456001	MW-3S	SM 5310C	724913		
50340456002	MW-3D	SM 5310C	724913		

REPORT OF LABORATORY ANALYSIS

This report shall not be reproduced, except in full,
without the written consent of Pace Analytical Services, LLC.



SAMPLE CONDITION UPON RECEIPT FORM

Date/Time and Initials of person examining contents: 03/24/23 1435 smk

1. Courier: FED EX UPS CLIENT PACE USPS OTHER

2. Custody Seal on Cooler/Box Present: Yes No

(If yes) Seals Intact: Yes No (leave blank if no seals were present)

3. Thermometer: 1 2 3 4 5 6 A B C D E F

4. Cooler Temperature(s): 0.1/0.1
 (Initial/Corrected) RECORD TEMPS OF ALL COOLERS RECEIVED (use Comments below to add more)

5. Packing Material: Bubble Wrap Bubble Bags
 None Other

6. Ice Type: Wet Blue None

7. If temp. is over 6°C or under 0°C, was the PM notified?: Yes No
 Cooler temp should be above freezing to 6°C

All discrepancies will be written out in the comments section below.

	Yes	No		Yes	No	N/A
USDA Regulated Soils? (HI, ID, NY, WA, OR, CA, NM, TX, OK, AR, LA, TN, AL, MS, NC, SC, GA, FL, or Puerto Rico)		/	All containers needing acid/base preservation have been pH CHECKED?: Exceptions: VOA, coliform, LLHg, O&G, RAD CHEM, and any container with a septum cap or preserved with HCl.			
Short Hold Time Analysis (48 hours or less)? Analysis: <u>NO3</u>	/		Circle: HNO3 (<2) H2SO4 (<2) NaOH (>10) NaOH/ZnAc (>8) Any non-conformance to pH recommendations will be noted on the container count form	/		
Time 5035A TC placed in Freezer or Short Holds To Lab		Time: <u>15:10</u>	Residual Chlorine Check (SVOC 625 Pest/PCB 608)	Present	Absent	N/A
Rush TAT Requested (4 days or less):		/	Residual Chlorine Check (Total/Amenable/Free Cyanide)			/
Custody Signatures Present?	/		Headspace Wisconsin Sulfide?			/
Containers Intact?:	/		Headspace in VOA Vials (>6mm): See Containter Count form for details	Present	Absent	No VOA Vials Sent
Sample Label (IDs/Dates/Times) Match COC?: Except TCs, which only require sample ID	/		Trip Blank Present?		/	
Extra labels on Terracore Vials? (soils only)		/	Trip Blank Custody Seals?:			/

COMMENTS:

April 11, 2023

Mr. Mark Breting
ATC Group Services
7988 Centerpoint Drive
Suite 100
Indianapolis, IN 46256

RE: Project: Harding St
Pace Project No.: 50340467

Dear Mr. Breting:

Enclosed are the analytical results for sample(s) received by the laboratory on March 24, 2023. The results relate only to the samples included in this report. Results reported herein conform to the applicable TNI/NELAC Standards and the laboratory's Quality Manual, where applicable, unless otherwise noted in the body of the report.

The test results provided in this final report were generated by each of the following laboratories within the Pace Network:

- Pace Analytical Services - Indianapolis
- Pace Analytical Services - Greensburg

If you have any questions concerning this report, please feel free to contact me.

Sincerely,



Will Statz
will.statz@pacelabs.com
(317)228-3105
Project Manager

Enclosures

cc: Mr. Robert Miller, Haley & Aldrich



REPORT OF LABORATORY ANALYSIS

This report shall not be reproduced, except in full,
without the written consent of Pace Analytical Services, LLC.

CERTIFICATIONS

Project: Harding St
Pace Project No.: 50340467

Pace Analytical Services Pennsylvania

1638 Roseytown Rd Suites 2,3&4, Greensburg, PA 15601
ANAB DOD-ELAP Rad Accreditation #: L2417
Alabama Certification #: 41590
Arizona Certification #: AZ0734
Arkansas Certification
California Certification #: 04222CA
Colorado Certification #: PA01547
Connecticut Certification #: PH-0694
Delaware Certification
EPA Region 4 DW Rad
Florida/TNI Certification #: E87683
Georgia Certification #: C040
Florida: Cert E871149 SEKS WET
Guam Certification
Hawaii Certification
Idaho Certification
Illinois Certification
Indiana Certification
Iowa Certification #: 391
Kansas/TNI Certification #: E-10358
Kentucky Certification #: KY90133
KY WW Permit #: KY0098221
KY WW Permit #: KY0000221
Louisiana DHH/TNI Certification #: LA180012
Louisiana DEQ/TNI Certification #: 4086
Maine Certification #: 2017020
Maryland Certification #: 308
Massachusetts Certification #: M-PA1457
Michigan/PADEP Certification #: 9991

Missouri Certification #: 235
Montana Certification #: Cert0082
Nebraska Certification #: NE-OS-29-14
Nevada Certification #: PA014572018-1
New Hampshire/TNI Certification #: 297617
New Jersey/TNI Certification #: PA051
New Mexico Certification #: PA01457
New York/TNI Certification #: 10888
North Carolina Certification #: 42706
North Dakota Certification #: R-190
Ohio EPA Rad Approval: #41249
Oregon/TNI Certification #: PA200002-010
Pennsylvania/TNI Certification #: 65-00282
Puerto Rico Certification #: PA01457
Rhode Island Certification #: 65-00282
South Dakota Certification
Tennessee Certification #: 02867
Texas/TNI Certification #: T104704188-17-3
Utah/TNI Certification #: PA014572017-9
USDA Soil Permit #: P330-17-00091
Vermont Dept. of Health: ID# VT-0282
Virgin Island/PADEP Certification
Virginia/VELAP Certification #: 460198
Washington Certification #: C868
West Virginia DEP Certification #: 143
West Virginia DHHR Certification #: 9964C
Wisconsin Approve List for Rad
Wyoming Certification #: 8TMS-L

Pace Analytical Services Indianapolis

7726 Moller Road, Indianapolis, IN 46268
Illinois Accreditation #: 200074
Indiana Drinking Water Laboratory #: C-49-06
Kansas/TNI Certification #: E-10177
Kentucky UST Agency Interest #: 80226
Kentucky WW Laboratory ID #: 98019
Michigan Drinking Water Laboratory #9050

Ohio VAP Certified Laboratory #: CL0065
Oklahoma Laboratory #: 9204
Texas Certification #: T104704355
Wisconsin Laboratory #: 999788130
USDA Foreign Soil Permit #: 525-23-13-23119
USDA Compliance Agreement #: IN-SL-22-001

REPORT OF LABORATORY ANALYSIS

This report shall not be reproduced, except in full,
without the written consent of Pace Analytical Services, LLC.

SAMPLE SUMMARY

Project: Harding St

Pace Project No.: 50340467

Lab ID	Sample ID	Matrix	Date Collected	Date Received
50340467001	MW-4SR	Water	03/23/23 10:25	03/24/23 15:10
50340467002	MW-4I	Water	03/23/23 12:10	03/24/23 15:10
50340467003	MW-4D	Water	03/23/23 14:00	03/24/23 15:10
50340467004	MW-4D MS	Water	03/23/23 14:00	03/24/23 15:10
50340467005	MW-4D MSD	Water	03/23/23 14:00	03/24/23 15:10
50340467006	Dup-01	Water	03/23/23 08:00	03/24/23 15:10

REPORT OF LABORATORY ANALYSIS

This report shall not be reproduced, except in full,
without the written consent of Pace Analytical Services, LLC.

SAMPLE ANALYTE COUNT

Project: Harding St

Pace Project No.: 50340467

Lab ID	Sample ID	Method	Analysts	Analytes Reported	Laboratory
50340467001	MW-4SR	EPA 9056	RMR	3	PASI-I
		EPA 6010	FRW	9	PASI-I
		EPA 6010	RAM	2	PASI-I
		EPA 6020	CAW	10	PASI-I
		EPA 903.1	GDH	1	PASI-PA
		EPA 904.0	JJS1	1	PASI-PA
		Total Radium Calculation	JAL	1	PASI-PA
		SM 2320B	DAW	3	PASI-I
		SM 2540C	TRK	1	PASI-I
		SM 4500-CI G	BEP	1	PASI-I
		SM 4500-H+B	BMS	1	PASI-I
		SM 4500-S2-D	BEP	1	PASI-I
		EPA 353.2	OAS	2	PASI-I
		EPA 365.1	YAM	1	PASI-I
		SM 5310C	ATS	1	PASI-I
		SM 5310C	ATS	1	PASI-I
		50340467002	MW-4I	EPA 9056	RMR
EPA 6010	FRW			9	PASI-I
EPA 6010	RAM			2	PASI-I
EPA 6020	CAW			10	PASI-I
EPA 903.1	GDH			1	PASI-PA
EPA 904.0	JJS1			1	PASI-PA
Total Radium Calculation	JAL			1	PASI-PA
SM 2320B	DAW			3	PASI-I
SM 2540C	TRK			1	PASI-I
SM 4500-CI G	BEP			1	PASI-I
SM 4500-H+B	BMS			1	PASI-I
SM 4500-S2-D	BEP			1	PASI-I
EPA 353.2	OAS			2	PASI-I
EPA 365.1	YAM			1	PASI-I
SM 5310C	ATS			1	PASI-I
SM 5310C	ATS			1	PASI-I
50340467003	MW-4D			EPA 9056	RMR
		EPA 6010	FRW	9	PASI-I
		EPA 6010	RAM	2	PASI-I
		EPA 6020	CAW	10	PASI-I
		EPA 903.1	GDH	1	PASI-PA

REPORT OF LABORATORY ANALYSIS

This report shall not be reproduced, except in full,
without the written consent of Pace Analytical Services, LLC.

SAMPLE ANALYTE COUNT

Project: Harding St

Pace Project No.: 50340467

Lab ID	Sample ID	Method	Analysts	Analytes Reported	Laboratory
		EPA 904.0	JJS1	1	PASI-PA
		Total Radium Calculation	JAL	1	PASI-PA
		SM 2320B	DAW	3	PASI-I
		SM 2540C	TRK	1	PASI-I
		SM 4500-CI G	BEP	1	PASI-I
		SM 4500-H+B	BMS	1	PASI-I
		SM 4500-S2-D	BEP	1	PASI-I
		EPA 353.2	OAS	2	PASI-I
		EPA 365.1	YAM	1	PASI-I
		SM 5310C	ATS	1	PASI-I
		SM 5310C	ATS	1	PASI-I
50340467004	MW-4D MS	EPA 903.1	GDH	1	PASI-PA
		EPA 904.0	JJS1	1	PASI-PA
50340467005	MW-4D MSD	EPA 903.1	GDH	1	PASI-PA
		EPA 904.0	JJS1	1	PASI-PA
50340467006	Dup-01	EPA 9056	RMR	3	PASI-I
		EPA 6010	FRW	9	PASI-I
		EPA 6010	RAM	2	PASI-I
		EPA 6020	CAW	10	PASI-I
		EPA 903.1	GDH	1	PASI-PA
		EPA 904.0	JJS1	1	PASI-PA
		Total Radium Calculation	JAL	1	PASI-PA
		SM 2320B	DAW	3	PASI-I
		SM 2540C	TRK	1	PASI-I
		SM 4500-CI G	BEP	1	PASI-I
		SM 4500-H+B	BMS	1	PASI-I
		SM 4500-S2-D	BEP	1	PASI-I
		EPA 353.2	OAS	2	PASI-I
		EPA 365.1	YAM	1	PASI-I
		SM 5310C	ATS	1	PASI-I
		SM 5310C	ATS	1	PASI-I

PASI-I = Pace Analytical Services - Indianapolis

PASI-PA = Pace Analytical Services - Greensburg

REPORT OF LABORATORY ANALYSIS

This report shall not be reproduced, except in full,
without the written consent of Pace Analytical Services, LLC.

SUMMARY OF DETECTION

Project: Harding St

Pace Project No.: 50340467

Lab Sample ID	Client Sample ID	Result	Units	Report Limit	Analyzed	Qualifiers
Method	Parameters					
50340467001	MW-4SR					
EPA 9056	Chloride	96.7	mg/L	2.5	03/28/23 14:57	
EPA 9056	Fluoride	0.11	mg/L	0.10	03/28/23 14:42	
EPA 9056	Sulfate	103	mg/L	2.5	03/28/23 14:57	
EPA 6010	Aluminum	384	ug/L	200	03/31/23 15:50	
EPA 6010	Boron	3110	ug/L	100	03/31/23 15:50	
EPA 6010	Calcium	129000	ug/L	1000	03/31/23 15:50	
EPA 6010	Magnesium	26500	ug/L	1000	03/31/23 15:50	
EPA 6010	Manganese	10.8	ug/L	10.0	03/31/23 15:50	
EPA 6010	Potassium	2070	ug/L	1000	03/31/23 15:50	
EPA 6010	Silica	11500	ug/L	450	03/31/23 15:50	N2
EPA 6010	Sodium	55700	ug/L	1000	03/31/23 15:50	
EPA 6020	Barium	55.3	ug/L	1.0	03/29/23 18:10	
EPA 6020	Molybdenum	1.6	ug/L	1.0	03/29/23 18:10	
EPA 6020	Selenium	2.4	ug/L	1.0	03/29/23 18:10	
EPA 903.1	Radium-226	0.278 ± 0.546 (0.980)	pCi/L		04/08/23 14:08	
EPA 904.0	Radium-228	0.0538 ± 0.420 (0.971)	pCi/L		04/06/23 15:19	
		C:NA T:90%				
		0.966 (1.95)				
		C:75% T:90%				
Total Radium Calculation	Total Radium	0.332 ± 0.966 (1.95)	pCi/L		04/11/23 15:27	
SM 2320B	Alkalinity, Total as CaCO3	289	mg/L	10.0	03/25/23 00:19	
SM 2320B	Alkalinity, Bicarbonate (CaCO3)	289	mg/L	10.0	03/25/23 00:19	
SM 2540C	Total Dissolved Solids	582	mg/L	10.0	03/28/23 17:45	
SM 4500-H+B	pH at 25 Degrees C	7.7	Std. Units	0.10	03/31/23 11:14	H3
SM 5310C	Dissolved Organic Carbon	2.1	mg/L	1.0	03/28/23 01:34	
50340467002	MW-4I					
EPA 9056	Chloride	117	mg/L	25.0	03/28/23 15:42	
EPA 9056	Fluoride	0.13	mg/L	0.10	03/28/23 15:12	
EPA 9056	Sulfate	56.8	mg/L	2.5	03/28/23 15:27	
EPA 6010	Aluminum	748	ug/L	200	03/31/23 15:54	
EPA 6010	Boron	945	ug/L	100	03/31/23 15:54	
EPA 6010	Calcium	107000	ug/L	1000	03/31/23 15:54	
EPA 6010	Magnesium	23700	ug/L	1000	03/31/23 15:54	
EPA 6010	Manganese	176	ug/L	10.0	03/31/23 15:54	
EPA 6010	Potassium	2460	ug/L	1000	03/31/23 15:54	
EPA 6010	Silica	14800	ug/L	450	03/31/23 15:54	N2
EPA 6010	Sodium	73700	ug/L	1000	03/31/23 15:54	
EPA 6010	Manganese, Dissolved	165	ug/L	10.0	03/30/23 17:02	
EPA 6020	Arsenic	2.0	ug/L	1.0	03/29/23 18:13	
EPA 6020	Barium	58.0	ug/L	1.0	03/29/23 18:13	
EPA 6020	Molybdenum	5.6	ug/L	1.0	03/29/23 18:13	

REPORT OF LABORATORY ANALYSIS

This report shall not be reproduced, except in full,
without the written consent of Pace Analytical Services, LLC.

SUMMARY OF DETECTION

Project: Harding St

Pace Project No.: 50340467

Lab Sample ID	Client Sample ID	Result	Units	Report Limit	Analyzed	Qualifiers
Method	Parameters					
50340467002	MW-4I					
EPA 903.1	Radium-226	0.429 ± 0.597 (1.01) C:NA T:96%	pCi/L		04/08/23 14:08	
EPA 904.0	Radium-228	0.0382 ± 0.634 (1.46) C:73% T:82%	pCi/L		04/06/23 16:08	
Total Radium Calculation	Total Radium	0.467 ± 1.23 (2.47)	pCi/L		04/11/23 15:27	
SM 2320B	Alkalinity, Total as CaCO3	267	mg/L	10.0	03/25/23 00:19	
SM 2320B	Alkalinity,Bicarbonate (CaCO3)	267	mg/L	10.0	03/25/23 00:19	
SM 2540C	Total Dissolved Solids	533	mg/L	10.0	03/28/23 17:45	
SM 4500-H+B	pH at 25 Degrees C	7.8	Std. Units	0.10	03/31/23 11:14	H3
SM 5310C	Total Organic Carbon	1.0	mg/L	1.0	03/27/23 21:40	
SM 5310C	Dissolved Organic Carbon	1.1	mg/L	1.0	03/28/23 02:05	
50340467003	MW-4D					
EPA 9056	Chloride	113	mg/L	2.5	03/28/23 16:12	
EPA 9056	Fluoride	0.21	mg/L	0.10	03/28/23 15:57	
EPA 9056	Sulfate	50.8	mg/L	2.5	03/28/23 16:12	
EPA 6010	Boron	279	ug/L	100	03/31/23 15:59	
EPA 6010	Calcium	91100	ug/L	1000	03/31/23 15:59	
EPA 6010	Magnesium	23400	ug/L	1000	03/31/23 15:59	
EPA 6010	Manganese	120	ug/L	10.0	03/31/23 15:59	
EPA 6010	Potassium	3050	ug/L	1000	03/31/23 15:59	
EPA 6010	Silica	13600	ug/L	450	03/31/23 15:59	N2
EPA 6010	Sodium	70100	ug/L	1000	03/31/23 15:59	
EPA 6010	Manganese, Dissolved	125	ug/L	10.0	03/30/23 17:06	
EPA 6020	Arsenic	2.1	ug/L	1.0	03/29/23 18:17	
EPA 6020	Barium	71.4	ug/L	1.0	03/29/23 18:17	
EPA 6020	Molybdenum	8.1	ug/L	1.0	03/29/23 18:17	
EPA 903.1	Radium-226	0.121 ± 0.505 (0.962) C:NA T:86%	pCi/L		04/08/23 14:08	
EPA 904.0	Radium-228	0.789 ± 0.605 (1.20) C:72% T:90%	pCi/L		04/06/23 16:08	
Total Radium Calculation	Total Radium	0.910 ± 1.11 (2.16)	pCi/L		04/11/23 15:27	
SM 2320B	Alkalinity, Total as CaCO3	261	mg/L	10.0	03/27/23 20:11	
SM 2320B	Alkalinity,Bicarbonate (CaCO3)	261	mg/L	10.0	03/27/23 20:11	
SM 2540C	Total Dissolved Solids	494	mg/L	10.0	03/28/23 17:46	
SM 4500-H+B	pH at 25 Degrees C	7.8	Std. Units	0.10	03/31/23 11:15	H3
SM 5310C	Total Organic Carbon	1.3	mg/L	1.0	03/27/23 21:51	
SM 5310C	Dissolved Organic Carbon	1.4	mg/L	1.0	03/28/23 02:17	

REPORT OF LABORATORY ANALYSIS

This report shall not be reproduced, except in full,
without the written consent of Pace Analytical Services, LLC.

SUMMARY OF DETECTION

Project: Harding St

Pace Project No.: 50340467

Lab Sample ID	Client Sample ID	Result	Units	Report Limit	Analyzed	Qualifiers
Method	Parameters					
50340467004	MW-4D MS					
EPA 903.1	Radium-226	97.74 %REC ± NA (NA) C:NA T:NA	pCi/L		04/08/23 14:08	
EPA 904.0	Radium-228	76.32 %REC ± NA (NA) C:NA% T:NA%	pCi/L		04/06/23 16:08	
50340467005	MW-4D MSD					
EPA 903.1	Radium-226	72.27 %REC 29.97RPD ± NA (NA) C:NA T:NA	pCi/L		04/08/23 14:08	
EPA 904.0	Radium-228	80.00 %REC 4.72 RPD ± NA (NA) C:NA% T:NA%	pCi/L		04/06/23 16:08	
50340467006	Dup-01					
EPA 9056	Chloride	96.6	mg/L	2.5	03/28/23 18:27	
EPA 9056	Fluoride	0.11	mg/L	0.10	03/28/23 18:12	
EPA 9056	Sulfate	103	mg/L	2.5	03/28/23 18:27	
EPA 6010	Aluminum	259	ug/L	200	03/31/23 16:20	
EPA 6010	Boron	3080	ug/L	100	03/31/23 16:20	
EPA 6010	Calcium	126000	ug/L	1000	03/31/23 16:20	
EPA 6010	Magnesium	25900	ug/L	1000	03/31/23 16:20	
EPA 6010	Potassium	1930	ug/L	1000	03/31/23 16:20	
EPA 6010	Silica	11000	ug/L	450	03/31/23 16:20	N2
EPA 6010	Sodium	55800	ug/L	1000	03/31/23 16:20	
EPA 6020	Barium	54.4	ug/L	1.0	03/29/23 18:00	
EPA 6020	Molybdenum	1.5	ug/L	1.0	03/29/23 18:00	
EPA 6020	Selenium	2.4	ug/L	1.0	03/29/23 18:00	
EPA 903.1	Radium-226	-0.0769 ± 0.500 (1.08) C:NA T:93%	pCi/L		04/08/23 14:21	
EPA 904.0	Radium-228	1.22 ± 0.722 (1.35) C:71% T:85%	pCi/L		04/06/23 16:08	
Total Radium Calculation	Total Radium	1.22 ± 1.22 (2.43)	pCi/L		04/11/23 15:27	
SM 2320B	Alkalinity, Total as CaCO3	289	mg/L	10.0	03/25/23 00:19	
SM 2320B	Alkalinity,Bicarbonate (CaCO3)	289	mg/L	10.0	03/25/23 00:19	
SM 2540C	Total Dissolved Solids	592	mg/L	10.0	03/28/23 17:46	
SM 4500-H+B	pH at 25 Degrees C	7.7	Std. Units	0.10	03/31/23 11:12	H3
SM 5310C	Dissolved Organic Carbon	1.4	mg/L	1.0	03/28/23 02:51	

REPORT OF LABORATORY ANALYSIS

This report shall not be reproduced, except in full,
without the written consent of Pace Analytical Services, LLC.

ANALYTICAL RESULTS

Project: Harding St

Pace Project No.: 50340467

Sample: MW-4SR		Lab ID: 50340467001		Collected: 03/23/23 10:25		Received: 03/24/23 15:10		Matrix: Water	
Parameters	Results	Units	Report Limit	MDL	DF	Prepared	Analyzed	CAS No.	Qual
9056 IC Anions									
Analytical Method: EPA 9056									
Pace Analytical Services - Indianapolis									
Chloride	96.7	mg/L	2.5	0.67	10		03/28/23 14:57	16887-00-6	
Fluoride	0.11	mg/L	0.10	0.017	1		03/28/23 14:42	16984-48-8	
Sulfate	103	mg/L	2.5	0.85	10		03/28/23 14:57	14808-79-8	
6010 MET ICP									
Analytical Method: EPA 6010 Preparation Method: EPA 3010									
Pace Analytical Services - Indianapolis									
Aluminum	384	ug/L	200	54.4	1	03/28/23 15:48	03/31/23 15:50	7429-90-5	
Boron	3110	ug/L	100	61.4	1	03/28/23 15:48	03/31/23 15:50	7440-42-8	
Calcium	129000	ug/L	1000	88.4	1	03/28/23 15:48	03/31/23 15:50	7440-70-2	
Lithium	ND	ug/L	20.0	6.2	1	03/28/23 15:48	03/31/23 15:50	7439-93-2	
Magnesium	26500	ug/L	1000	43.0	1	03/28/23 15:48	03/31/23 15:50	7439-95-4	
Manganese	10.8	ug/L	10.0	5.4	1	03/28/23 15:48	03/31/23 15:50	7439-96-5	
Potassium	2070	ug/L	1000	200	1	03/28/23 15:48	03/31/23 15:50	7440-09-7	
Silica	11500	ug/L	450		1	03/28/23 15:48	03/31/23 15:50	7631-86-9	N2
Sodium	55700	ug/L	1000	284	1	03/28/23 15:48	03/31/23 15:50	7440-23-5	
6010 MET ICP, Dissolved									
Analytical Method: EPA 6010 Preparation Method: EPA 3010									
Pace Analytical Services - Indianapolis									
Manganese, Dissolved	ND	ug/L	10.0	5.4	1	03/29/23 08:14	03/30/23 16:57	7439-96-5	
Molybdenum, Dissolved	ND	ug/L	10.0	2.0	1	03/29/23 08:14	03/30/23 16:57	7439-98-7	
6020 MET ICPMS									
Analytical Method: EPA 6020 Preparation Method: EPA 200.2									
Pace Analytical Services - Indianapolis									
Antimony	ND	ug/L	1.0	0.036	1	03/28/23 07:35	03/29/23 18:10	7440-36-0	
Arsenic	ND	ug/L	1.0	0.053	1	03/28/23 07:35	03/29/23 18:10	7440-38-2	
Barium	55.3	ug/L	1.0	0.051	1	03/28/23 07:35	03/29/23 18:10	7440-39-3	
Beryllium	ND	ug/L	0.20	0.028	1	03/28/23 07:35	03/30/23 19:02	7440-41-7	
Cadmium	ND	ug/L	0.20	0.0090	1	03/28/23 07:35	03/29/23 18:10	7440-43-9	
Cobalt	ND	ug/L	1.0	0.032	1	03/28/23 07:35	03/29/23 18:10	7440-48-4	
Lead	ND	ug/L	1.0	0.034	1	03/28/23 07:35	03/29/23 18:10	7439-92-1	
Molybdenum	1.6	ug/L	1.0	0.048	1	03/28/23 07:35	03/29/23 18:10	7439-98-7	
Selenium	2.4	ug/L	1.0	0.23	1	03/28/23 07:35	03/29/23 18:10	7782-49-2	
Thallium	ND	ug/L	1.0	0.033	1	03/28/23 07:35	03/29/23 18:10	7440-28-0	
2320B Alkalinity									
Analytical Method: SM 2320B									
Pace Analytical Services - Indianapolis									
Alkalinity, Total as CaCO3	289	mg/L	10.0	10.0	1		03/25/23 00:19		
Alkalinity,Bicarbonate (CaCO3)	289	mg/L	10.0	10.0	1		03/25/23 00:19		
Alkalinity,Carbonate (CaCO3)	ND	mg/L	10.0	10.0	1		03/25/23 00:19		
2540C Total Dissolved Solids									
Analytical Method: SM 2540C									
Pace Analytical Services - Indianapolis									
Total Dissolved Solids	582	mg/L	10.0	10.0	1		03/28/23 17:45		

REPORT OF LABORATORY ANALYSIS

This report shall not be reproduced, except in full,
without the written consent of Pace Analytical Services, LLC.

ANALYTICAL RESULTS

Project: Harding St

Pace Project No.: 50340467

Sample: MW-4SR		Lab ID: 50340467001		Collected: 03/23/23 10:25		Received: 03/24/23 15:10		Matrix: Water	
Parameters	Results	Units	Report Limit	MDL	DF	Prepared	Analyzed	CAS No.	Qual
4500CL G Chlorine, Residual		Analytical Method: SM 4500-Cl G Pace Analytical Services - Indianapolis							
Chlorine, Total Residual	ND	mg/L	0.10	0.034	1		03/27/23 15:33	7782-50-5	H3
4500H+ pH, Electrometric		Analytical Method: SM 4500-H+B Pace Analytical Services - Indianapolis							
pH at 25 Degrees C	7.7	Std. Units	0.10	0.10	1		03/31/23 11:14		H3
4500S2D Sulfide Water		Analytical Method: SM 4500-S2-D Pace Analytical Services - Indianapolis							
Sulfide	ND	mg/L	0.10	0.025	1		03/30/23 14:08	18496-25-8	
353.2 Nitrogen, NO2/NO3 unpres		Analytical Method: EPA 353.2 Pace Analytical Services - Indianapolis							
Nitrogen, Nitrate	ND	mg/L	0.10	0.011	1		03/24/23 17:06	14797-55-8	
Nitrogen, Nitrite	ND	mg/L	0.10	0.0040	1		03/24/23 17:06	14797-65-0	
365.1 Total Phosphorus		Analytical Method: EPA 365.1 Preparation Method: EPA 365.1 Pace Analytical Services - Indianapolis							
Phosphate as P04	ND	mg/L	0.15	0.15	1	03/27/23 11:00	03/28/23 15:44		
5310C TOC		Analytical Method: SM 5310C Pace Analytical Services - Indianapolis							
Total Organic Carbon	ND	mg/L	1.0	0.24	1		03/27/23 21:29	7440-44-0	
5310C Dissolved Organic Carbon		Analytical Method: SM 5310C Pace Analytical Services - Indianapolis							
Dissolved Organic Carbon	2.1	mg/L	1.0	0.24	1		03/28/23 01:34		

REPORT OF LABORATORY ANALYSIS

This report shall not be reproduced, except in full,
without the written consent of Pace Analytical Services, LLC.

ANALYTICAL RESULTS

Project: Harding St

Pace Project No.: 50340467

Sample: MW-4I		Lab ID: 50340467002		Collected: 03/23/23 12:10		Received: 03/24/23 15:10		Matrix: Water	
Parameters	Results	Units	Report Limit	MDL	DF	Prepared	Analyzed	CAS No.	Qual
9056 IC Anions		Analytical Method: EPA 9056 Pace Analytical Services - Indianapolis							
Chloride	117	mg/L	25.0	6.7	100		03/28/23 15:42	16887-00-6	
Fluoride	0.13	mg/L	0.10	0.017	1		03/28/23 15:12	16984-48-8	
Sulfate	56.8	mg/L	2.5	0.85	10		03/28/23 15:27	14808-79-8	
6010 MET ICP		Analytical Method: EPA 6010 Preparation Method: EPA 3010 Pace Analytical Services - Indianapolis							
Aluminum	748	ug/L	200	54.4	1	03/28/23 15:48	03/31/23 15:54	7429-90-5	
Boron	945	ug/L	100	61.4	1	03/28/23 15:48	03/31/23 15:54	7440-42-8	
Calcium	107000	ug/L	1000	88.4	1	03/28/23 15:48	03/31/23 15:54	7440-70-2	
Lithium	ND	ug/L	20.0	6.2	1	03/28/23 15:48	03/31/23 15:54	7439-93-2	
Magnesium	23700	ug/L	1000	43.0	1	03/28/23 15:48	03/31/23 15:54	7439-95-4	
Manganese	176	ug/L	10.0	5.4	1	03/28/23 15:48	03/31/23 15:54	7439-96-5	
Potassium	2460	ug/L	1000	200	1	03/28/23 15:48	03/31/23 15:54	7440-09-7	
Silica	14800	ug/L	450		1	03/28/23 15:48	03/31/23 15:54	7631-86-9	N2
Sodium	73700	ug/L	1000	284	1	03/28/23 15:48	03/31/23 15:54	7440-23-5	
6010 MET ICP, Dissolved		Analytical Method: EPA 6010 Preparation Method: EPA 3010 Pace Analytical Services - Indianapolis							
Manganese, Dissolved	165	ug/L	10.0	5.4	1	03/29/23 08:14	03/30/23 17:02	7439-96-5	
Molybdenum, Dissolved	ND	ug/L	10.0	2.0	1	03/29/23 08:14	03/30/23 17:02	7439-98-7	
6020 MET ICPMS		Analytical Method: EPA 6020 Preparation Method: EPA 200.2 Pace Analytical Services - Indianapolis							
Antimony	ND	ug/L	1.0	0.036	1	03/28/23 07:35	03/29/23 18:13	7440-36-0	
Arsenic	2.0	ug/L	1.0	0.053	1	03/28/23 07:35	03/29/23 18:13	7440-38-2	
Barium	58.0	ug/L	1.0	0.051	1	03/28/23 07:35	03/29/23 18:13	7440-39-3	
Beryllium	ND	ug/L	0.20	0.028	1	03/28/23 07:35	03/30/23 19:05	7440-41-7	
Cadmium	ND	ug/L	0.20	0.0090	1	03/28/23 07:35	03/29/23 18:13	7440-43-9	
Cobalt	ND	ug/L	1.0	0.032	1	03/28/23 07:35	03/29/23 18:13	7440-48-4	
Lead	ND	ug/L	1.0	0.034	1	03/28/23 07:35	03/29/23 18:13	7439-92-1	
Molybdenum	5.6	ug/L	1.0	0.048	1	03/28/23 07:35	03/29/23 18:13	7439-98-7	
Selenium	ND	ug/L	1.0	0.23	1	03/28/23 07:35	03/29/23 18:13	7782-49-2	
Thallium	ND	ug/L	1.0	0.033	1	03/28/23 07:35	03/29/23 18:13	7440-28-0	
2320B Alkalinity		Analytical Method: SM 2320B Pace Analytical Services - Indianapolis							
Alkalinity, Total as CaCO3	267	mg/L	10.0	10.0	1		03/25/23 00:19		
Alkalinity,Bicarbonate (CaCO3)	267	mg/L	10.0	10.0	1		03/25/23 00:19		
Alkalinity,Carbonate (CaCO3)	ND	mg/L	10.0	10.0	1		03/25/23 00:19		
2540C Total Dissolved Solids		Analytical Method: SM 2540C Pace Analytical Services - Indianapolis							
Total Dissolved Solids	533	mg/L	10.0	10.0	1		03/28/23 17:45		

REPORT OF LABORATORY ANALYSIS

This report shall not be reproduced, except in full,
without the written consent of Pace Analytical Services, LLC.

ANALYTICAL RESULTS

Project: Harding St

Pace Project No.: 50340467

Sample: MW-4I		Lab ID: 50340467002		Collected: 03/23/23 12:10	Received: 03/24/23 15:10	Matrix: Water				
Parameters	Results	Units	Report Limit	MDL	DF	Prepared	Analyzed	CAS No.	Qual	
4500CL G Chlorine, Residual		Analytical Method: SM 4500-Cl G Pace Analytical Services - Indianapolis								
Chlorine, Total Residual	ND	mg/L	0.10	0.034	1		03/27/23 15:33	7782-50-5	H3	
4500H+ pH, Electrometric		Analytical Method: SM 4500-H+B Pace Analytical Services - Indianapolis								
pH at 25 Degrees C	7.8	Std. Units	0.10	0.10	1		03/31/23 11:14		H3	
4500S2D Sulfide Water		Analytical Method: SM 4500-S2-D Pace Analytical Services - Indianapolis								
Sulfide	ND	mg/L	0.10	0.025	1		03/30/23 14:08	18496-25-8		
353.2 Nitrogen, NO2/NO3 unpres		Analytical Method: EPA 353.2 Pace Analytical Services - Indianapolis								
Nitrogen, Nitrate	ND	mg/L	0.10	0.011	1		03/24/23 17:08	14797-55-8		
Nitrogen, Nitrite	ND	mg/L	0.10	0.0040	1		03/24/23 17:08	14797-65-0		
365.1 Total Phosphorus		Analytical Method: EPA 365.1 Preparation Method: EPA 365.1 Pace Analytical Services - Indianapolis								
Phosphate as P04	ND	mg/L	0.15	0.15	1	03/27/23 11:00	03/28/23 15:45			
5310C TOC		Analytical Method: SM 5310C Pace Analytical Services - Indianapolis								
Total Organic Carbon	1.0	mg/L	1.0	0.24	1		03/27/23 21:40	7440-44-0		
5310C Dissolved Organic Carbon		Analytical Method: SM 5310C Pace Analytical Services - Indianapolis								
Dissolved Organic Carbon	1.1	mg/L	1.0	0.24	1		03/28/23 02:05			

REPORT OF LABORATORY ANALYSIS

This report shall not be reproduced, except in full,
without the written consent of Pace Analytical Services, LLC.

ANALYTICAL RESULTS

Project: Harding St

Pace Project No.: 50340467

Sample: MW-4D		Lab ID: 50340467003		Collected: 03/23/23 14:00		Received: 03/24/23 15:10		Matrix: Water	
Parameters	Results	Units	Report Limit	MDL	DF	Prepared	Analyzed	CAS No.	Qual
9056 IC Anions									
Analytical Method: EPA 9056									
Pace Analytical Services - Indianapolis									
Chloride	113	mg/L	2.5	0.67	10		03/28/23 16:12	16887-00-6	
Fluoride	0.21	mg/L	0.10	0.017	1		03/28/23 15:57	16984-48-8	
Sulfate	50.8	mg/L	2.5	0.85	10		03/28/23 16:12	14808-79-8	
6010 MET ICP									
Analytical Method: EPA 6010 Preparation Method: EPA 3010									
Pace Analytical Services - Indianapolis									
Aluminum	ND	ug/L	200	54.4	1	03/28/23 15:48	03/31/23 15:59	7429-90-5	
Boron	279	ug/L	100	61.4	1	03/28/23 15:48	03/31/23 15:59	7440-42-8	
Calcium	91100	ug/L	1000	88.4	1	03/28/23 15:48	03/31/23 15:59	7440-70-2	
Lithium	ND	ug/L	20.0	6.2	1	03/28/23 15:48	03/31/23 15:59	7439-93-2	
Magnesium	23400	ug/L	1000	43.0	1	03/28/23 15:48	03/31/23 15:59	7439-95-4	
Manganese	120	ug/L	10.0	5.4	1	03/28/23 15:48	03/31/23 15:59	7439-96-5	
Potassium	3050	ug/L	1000	200	1	03/28/23 15:48	03/31/23 15:59	7440-09-7	
Silica	13600	ug/L	450		1	03/28/23 15:48	03/31/23 15:59	7631-86-9	N2
Sodium	70100	ug/L	1000	284	1	03/28/23 15:48	03/31/23 15:59	7440-23-5	
6010 MET ICP, Dissolved									
Analytical Method: EPA 6010 Preparation Method: EPA 3010									
Pace Analytical Services - Indianapolis									
Manganese, Dissolved	125	ug/L	10.0	5.4	1	03/29/23 08:14	03/30/23 17:06	7439-96-5	
Molybdenum, Dissolved	ND	ug/L	10.0	2.0	1	03/29/23 08:14	03/30/23 17:06	7439-98-7	
6020 MET ICPMS									
Analytical Method: EPA 6020 Preparation Method: EPA 200.2									
Pace Analytical Services - Indianapolis									
Antimony	ND	ug/L	1.0	0.036	1	03/28/23 07:35	03/29/23 18:17	7440-36-0	
Arsenic	2.1	ug/L	1.0	0.053	1	03/28/23 07:35	03/29/23 18:17	7440-38-2	
Barium	71.4	ug/L	1.0	0.051	1	03/28/23 07:35	03/29/23 18:17	7440-39-3	
Beryllium	ND	ug/L	0.20	0.028	1	03/28/23 07:35	03/30/23 19:09	7440-41-7	
Cadmium	ND	ug/L	0.20	0.0090	1	03/28/23 07:35	03/29/23 18:17	7440-43-9	
Cobalt	ND	ug/L	1.0	0.032	1	03/28/23 07:35	03/29/23 18:17	7440-48-4	
Lead	ND	ug/L	1.0	0.034	1	03/28/23 07:35	03/29/23 18:17	7439-92-1	
Molybdenum	8.1	ug/L	1.0	0.048	1	03/28/23 07:35	03/29/23 18:17	7439-98-7	
Selenium	ND	ug/L	1.0	0.23	1	03/28/23 07:35	03/29/23 18:17	7782-49-2	
Thallium	ND	ug/L	1.0	0.033	1	03/28/23 07:35	03/29/23 18:17	7440-28-0	
2320B Alkalinity									
Analytical Method: SM 2320B									
Pace Analytical Services - Indianapolis									
Alkalinity, Total as CaCO3	261	mg/L	10.0	10.0	1		03/27/23 20:11		
Alkalinity,Bicarbonate (CaCO3)	261	mg/L	10.0	10.0	1		03/27/23 20:11		
Alkalinity,Carbonate (CaCO3)	ND	mg/L	10.0	10.0	1		03/27/23 20:11		
2540C Total Dissolved Solids									
Analytical Method: SM 2540C									
Pace Analytical Services - Indianapolis									
Total Dissolved Solids	494	mg/L	10.0	10.0	1		03/28/23 17:46		

REPORT OF LABORATORY ANALYSIS

This report shall not be reproduced, except in full,
without the written consent of Pace Analytical Services, LLC.

ANALYTICAL RESULTS

Project: Harding St

Pace Project No.: 50340467

Sample: MW-4D		Lab ID: 50340467003		Collected: 03/23/23 14:00	Received: 03/24/23 15:10	Matrix: Water				
Parameters	Results	Units	Report Limit	MDL	DF	Prepared	Analyzed	CAS No.	Qual	
4500CL G Chlorine, Residual		Analytical Method: SM 4500-Cl G Pace Analytical Services - Indianapolis								
Chlorine, Total Residual	ND	mg/L	0.10	0.034	1		03/27/23 15:34	7782-50-5	H3	
4500H+ pH, Electrometric		Analytical Method: SM 4500-H+B Pace Analytical Services - Indianapolis								
pH at 25 Degrees C	7.8	Std. Units	0.10	0.10	1		03/31/23 11:15		H3	
4500S2D Sulfide Water		Analytical Method: SM 4500-S2-D Pace Analytical Services - Indianapolis								
Sulfide	ND	mg/L	0.10	0.025	1		03/30/23 14:08	18496-25-8		
353.2 Nitrogen, NO2/NO3 unpres		Analytical Method: EPA 353.2 Pace Analytical Services - Indianapolis								
Nitrogen, Nitrate	ND	mg/L	0.10	0.011	1		03/24/23 17:10	14797-55-8		
Nitrogen, Nitrite	ND	mg/L	0.10	0.0040	1		03/24/23 17:10	14797-65-0		
365.1 Total Phosphorus		Analytical Method: EPA 365.1 Preparation Method: EPA 365.1 Pace Analytical Services - Indianapolis								
Phosphate as P04	ND	mg/L	0.15	0.15	1	03/27/23 11:00	03/28/23 15:45			
5310C TOC		Analytical Method: SM 5310C Pace Analytical Services - Indianapolis								
Total Organic Carbon	1.3	mg/L	1.0	0.24	1		03/27/23 21:51	7440-44-0		
5310C Dissolved Organic Carbon		Analytical Method: SM 5310C Pace Analytical Services - Indianapolis								
Dissolved Organic Carbon	1.4	mg/L	1.0	0.24	1		03/28/23 02:17			

REPORT OF LABORATORY ANALYSIS

This report shall not be reproduced, except in full,
without the written consent of Pace Analytical Services, LLC.

ANALYTICAL RESULTS

Project: Harding St

Pace Project No.: 50340467

Sample: Dup-01		Lab ID: 50340467006		Collected: 03/23/23 08:00		Received: 03/24/23 15:10		Matrix: Water	
Parameters	Results	Units	Report Limit	MDL	DF	Prepared	Analyzed	CAS No.	Qual
9056 IC Anions									
Analytical Method: EPA 9056									
Pace Analytical Services - Indianapolis									
Chloride	96.6	mg/L	2.5	0.67	10		03/28/23 18:27	16887-00-6	
Fluoride	0.11	mg/L	0.10	0.017	1		03/28/23 18:12	16984-48-8	
Sulfate	103	mg/L	2.5	0.85	10		03/28/23 18:27	14808-79-8	
6010 MET ICP									
Analytical Method: EPA 6010 Preparation Method: EPA 3010									
Pace Analytical Services - Indianapolis									
Aluminum	259	ug/L	200	54.4	1	03/28/23 15:48	03/31/23 16:20	7429-90-5	
Boron	3080	ug/L	100	61.4	1	03/28/23 15:48	03/31/23 16:20	7440-42-8	
Calcium	126000	ug/L	1000	88.4	1	03/28/23 15:48	03/31/23 16:20	7440-70-2	
Lithium	ND	ug/L	20.0	6.2	1	03/28/23 15:48	03/31/23 16:20	7439-93-2	
Magnesium	25900	ug/L	1000	43.0	1	03/28/23 15:48	03/31/23 16:20	7439-95-4	
Manganese	ND	ug/L	10.0	5.4	1	03/28/23 15:48	03/31/23 16:20	7439-96-5	
Potassium	1930	ug/L	1000	200	1	03/28/23 15:48	03/31/23 16:20	7440-09-7	
Silica	11000	ug/L	450		1	03/28/23 15:48	03/31/23 16:20	7631-86-9	N2
Sodium	55800	ug/L	1000	284	1	03/28/23 15:48	03/31/23 16:20	7440-23-5	
6010 MET ICP, Dissolved									
Analytical Method: EPA 6010 Preparation Method: EPA 3010									
Pace Analytical Services - Indianapolis									
Manganese, Dissolved	ND	ug/L	10.0	5.4	1	03/29/23 08:14	03/30/23 17:37	7439-96-5	
Molybdenum, Dissolved	ND	ug/L	10.0	2.0	1	03/29/23 08:14	03/30/23 17:37	7439-98-7	
6020 MET ICPMS									
Analytical Method: EPA 6020 Preparation Method: EPA 200.2									
Pace Analytical Services - Indianapolis									
Antimony	ND	ug/L	1.0	0.036	1	03/28/23 07:35	03/29/23 18:00	7440-36-0	
Arsenic	ND	ug/L	1.0	0.053	1	03/28/23 07:35	03/29/23 18:00	7440-38-2	
Barium	54.4	ug/L	1.0	0.051	1	03/28/23 07:35	03/29/23 18:00	7440-39-3	
Beryllium	ND	ug/L	0.20	0.028	1	03/28/23 07:35	03/29/23 18:00	7440-41-7	
Cadmium	ND	ug/L	0.20	0.0090	1	03/28/23 07:35	03/29/23 18:00	7440-43-9	
Cobalt	ND	ug/L	1.0	0.032	1	03/28/23 07:35	03/29/23 18:00	7440-48-4	
Lead	ND	ug/L	1.0	0.034	1	03/28/23 07:35	03/29/23 18:00	7439-92-1	
Molybdenum	1.5	ug/L	1.0	0.048	1	03/28/23 07:35	03/29/23 18:00	7439-98-7	
Selenium	2.4	ug/L	1.0	0.23	1	03/28/23 07:35	03/29/23 18:00	7782-49-2	
Thallium	ND	ug/L	1.0	0.033	1	03/28/23 07:35	03/29/23 18:00	7440-28-0	
2320B Alkalinity									
Analytical Method: SM 2320B									
Pace Analytical Services - Indianapolis									
Alkalinity, Total as CaCO3	289	mg/L	10.0	10.0	1		03/25/23 00:19		
Alkalinity,Bicarbonate (CaCO3)	289	mg/L	10.0	10.0	1		03/25/23 00:19		
Alkalinity,Carbonate (CaCO3)	ND	mg/L	10.0	10.0	1		03/25/23 00:19		
2540C Total Dissolved Solids									
Analytical Method: SM 2540C									
Pace Analytical Services - Indianapolis									
Total Dissolved Solids	592	mg/L	10.0	10.0	1		03/28/23 17:46		

REPORT OF LABORATORY ANALYSIS

This report shall not be reproduced, except in full,
without the written consent of Pace Analytical Services, LLC.

ANALYTICAL RESULTS

Project: Harding St
Pace Project No.: 50340467

Sample: Dup-01 Lab ID: 50340467006 Collected: 03/23/23 08:00 Received: 03/24/23 15:10 Matrix: Water									
Parameters	Results	Units	Report Limit	MDL	DF	Prepared	Analyzed	CAS No.	Qual
4500CL G Chlorine, Residual									
Analytical Method: SM 4500-Cl G Pace Analytical Services - Indianapolis									
Chlorine, Total Residual	ND	mg/L	0.10	0.034	1		03/27/23 15:33	7782-50-5	H3
4500H+ pH, Electrometric									
Analytical Method: SM 4500-H+B Pace Analytical Services - Indianapolis									
pH at 25 Degrees C	7.7	Std. Units	0.10	0.10	1		03/31/23 11:12		H3
4500S2D Sulfide Water									
Analytical Method: SM 4500-S2-D Pace Analytical Services - Indianapolis									
Sulfide	ND	mg/L	0.10	0.025	1		03/30/23 14:08	18496-25-8	
353.2 Nitrogen, NO2/NO3 unpres									
Analytical Method: EPA 353.2 Pace Analytical Services - Indianapolis									
Nitrogen, Nitrate	ND	mg/L	0.10	0.011	1		03/24/23 17:15	14797-55-8	
Nitrogen, Nitrite	ND	mg/L	0.10	0.0040	1		03/24/23 17:15	14797-65-0	
365.1 Total Phosphorus									
Analytical Method: EPA 365.1 Preparation Method: EPA 365.1 Pace Analytical Services - Indianapolis									
Phosphate as P04	ND	mg/L	0.15	0.15	1	03/27/23 11:00	03/28/23 15:49		
5310C TOC									
Analytical Method: SM 5310C Pace Analytical Services - Indianapolis									
Total Organic Carbon	ND	mg/L	1.0	0.24	1		03/27/23 22:26	7440-44-0	
5310C Dissolved Organic Carbon									
Analytical Method: SM 5310C Pace Analytical Services - Indianapolis									
Dissolved Organic Carbon	1.4	mg/L	1.0	0.24	1		03/28/23 02:51		

REPORT OF LABORATORY ANALYSIS

This report shall not be reproduced, except in full,
without the written consent of Pace Analytical Services, LLC.

QUALITY CONTROL DATA

Project: Harding St

Pace Project No.: 50340467

QC Batch: 725083

Analysis Method: EPA 9056

QC Batch Method: EPA 9056

Analysis Description: 9056 IC Anions

Laboratory: Pace Analytical Services - Indianapolis

Associated Lab Samples: 50340467001, 50340467002, 50340467003, 50340467006

METHOD BLANK: 3327069

Matrix: Water

Associated Lab Samples: 50340467001, 50340467002, 50340467003, 50340467006

Parameter	Units	Blank Result	Reporting Limit	MDL	Analyzed	Qualifiers
Chloride	mg/L	ND	0.25	0.067	03/29/23 05:53	
Fluoride	mg/L	ND	0.10	0.017	03/29/23 05:53	
Sulfate	mg/L	ND	0.25	0.085	03/29/23 05:53	

LABORATORY CONTROL SAMPLE: 3327070

Parameter	Units	Spike Conc.	LCS Result	LCS % Rec	% Rec Limits	Qualifiers
Chloride	mg/L	1.2	1.2	97	80-120	
Fluoride	mg/L	0.5	0.52	104	80-120	
Sulfate	mg/L	2.5	2.5	101	80-120	

MATRIX SPIKE & MATRIX SPIKE DUPLICATE: 3327071 3327072

Parameter	Units	50340467003		3327071		3327072		% Rec	% Rec	% Rec Limits	RPD	Max RPD	Qual
		Result	MS Spike Conc.	MSD Spike Conc.	MS Result	MSD Result	MS % Rec						
Chloride	mg/L	113	12.5	12.5	125	126	96	97	80-120	0	15	E	
Fluoride	mg/L	0.21	0.5	0.5	0.73	0.73	105	103	80-120	1	15		
Sulfate	mg/L	50.8	25	25	76.5	76.7	103	104	80-120	0	15		

Results presented on this page are in the units indicated by the "Units" column except where an alternate unit is presented to the right of the result.

REPORT OF LABORATORY ANALYSIS

This report shall not be reproduced, except in full,
without the written consent of Pace Analytical Services, LLC.

QUALITY CONTROL DATA

Project: Harding St

Pace Project No.: 50340467

QC Batch: 725138

Analysis Method: EPA 6010

QC Batch Method: EPA 3010

Analysis Description: 6010 MET

Laboratory: Pace Analytical Services - Indianapolis

Associated Lab Samples: 50340467001, 50340467002, 50340467003, 50340467006

METHOD BLANK: 3327341

Matrix: Water

Associated Lab Samples: 50340467001, 50340467002, 50340467003, 50340467006

Parameter	Units	Blank Result	Reporting Limit	MDL	Analyzed	Qualifiers
Aluminum	ug/L	ND	200	54.4	03/31/23 15:45	
Boron	ug/L	ND	100	61.4	03/31/23 15:45	
Calcium	ug/L	ND	1000	88.4	03/31/23 15:45	
Lithium	ug/L	ND	20.0	6.2	03/31/23 15:45	
Magnesium	ug/L	ND	1000	43.0	03/31/23 15:45	
Manganese	ug/L	ND	10.0	5.4	03/31/23 15:45	
Potassium	ug/L	ND	1000	200	03/31/23 15:45	
Silica	ug/L	ND	450		03/31/23 15:45	N2
Sodium	ug/L	ND	1000	284	03/31/23 15:45	

LABORATORY CONTROL SAMPLE: 3327342

Parameter	Units	Spike Conc.	LCS Result	LCS % Rec	% Rec Limits	Qualifiers
Aluminum	ug/L	10000	9440	94	80-120	
Boron	ug/L	1000	941	94	80-120	
Calcium	ug/L	10000	9660	97	80-120	
Lithium	ug/L	1000	954	95	80-120	
Magnesium	ug/L	10000	9340	93	80-120	
Manganese	ug/L	1000	922	92	80-120	
Potassium	ug/L	10000	9260	93	80-120	
Silica	ug/L	10700	10100	94	80-120	N2
Sodium	ug/L	10000	9780	98	80-120	

MATRIX SPIKE & MATRIX SPIKE DUPLICATE: 3327343 3327344

Parameter	Units	MS		MSD		MS % Rec	MSD % Rec	% Rec Limits	RPD	Max RPD	Qual
		50340467003 Result	Spike Conc.	Spike Conc.	MS Result						
Aluminum	ug/L	ND	10000	10000	9770	10600	97	105	75-125	8	20
Boron	ug/L	279	1000	1000	1200	1290	93	101	75-125	7	20
Calcium	ug/L	91100	10000	10000	97700	103000	66	121	75-125	5	20 P6
Lithium	ug/L	ND	1000	1000	992	1070	98	106	75-125	8	20
Magnesium	ug/L	23400	10000	10000	31700	33500	84	102	75-125	6	20
Manganese	ug/L	120	1000	1000	1030	1100	91	98	75-125	7	20
Potassium	ug/L	3050	10000	10000	12400	13400	94	104	75-125	8	20
Silica	ug/L	13600	10700	10700	23500	25100	93	108	75-125	7	20 N2
Sodium	ug/L	70100	10000	10000	77700	82400	76	123	75-125	6	20

Results presented on this page are in the units indicated by the "Units" column except where an alternate unit is presented to the right of the result.

REPORT OF LABORATORY ANALYSIS

This report shall not be reproduced, except in full,
without the written consent of Pace Analytical Services, LLC.

QUALITY CONTROL DATA

Project: Harding St
Pace Project No.: 50340467

QC Batch: 725218 Analysis Method: EPA 6010
QC Batch Method: EPA 3010 Analysis Description: 6010 MET Dissolved
Laboratory: Pace Analytical Services - Indianapolis

Associated Lab Samples: 50340467001, 50340467002, 50340467003, 50340467006

METHOD BLANK: 3327759 Matrix: Water
Associated Lab Samples: 50340467001, 50340467002, 50340467003, 50340467006

Parameter	Units	Blank Result	Reporting Limit	MDL	Analyzed	Qualifiers
Manganese, Dissolved	ug/L	ND	10.0	5.4	03/30/23 16:40	
Molybdenum, Dissolved	ug/L	ND	10.0	2.0	03/30/23 16:40	

LABORATORY CONTROL SAMPLE: 3327760

Parameter	Units	Spike Conc.	LCS Result	LCS % Rec	% Rec Limits	Qualifiers
Manganese, Dissolved	ug/L	1000	1050	105	80-120	
Molybdenum, Dissolved	ug/L	1000	1000	100	80-120	

MATRIX SPIKE & MATRIX SPIKE DUPLICATE: 3327761 3327762

Parameter	Units	50340467003 Result	MS Spike Conc.	MSD Spike Conc.	MS Result	MSD Result	MS % Rec	MSD % Rec	% Rec Limits	RPD	Max RPD	Qual
Manganese, Dissolved	ug/L	125	1000	1000	1150	1160	103	103	75-125	0	20	
Molybdenum, Dissolved	ug/L	ND	1000	1000	1000	998	99	99	75-125	0	20	

Results presented on this page are in the units indicated by the "Units" column except where an alternate unit is presented to the right of the result.

REPORT OF LABORATORY ANALYSIS

This report shall not be reproduced, except in full,
without the written consent of Pace Analytical Services, LLC.

QUALITY CONTROL DATA

Project: Harding St

Pace Project No.: 50340467

QC Batch: 724834

Analysis Method: EPA 6020

QC Batch Method: EPA 200.2

Analysis Description: 6020 MET

Laboratory: Pace Analytical Services - Indianapolis

Associated Lab Samples: 50340467001, 50340467002, 50340467003, 50340467006

METHOD BLANK: 3326336

Matrix: Water

Associated Lab Samples: 50340467001, 50340467002, 50340467003, 50340467006

Parameter	Units	Blank Result	Reporting Limit	MDL	Analyzed	Qualifiers
Antimony	ug/L	ND	1.0	0.036	03/29/23 15:53	
Arsenic	ug/L	ND	1.0	0.053	03/29/23 15:53	
Barium	ug/L	ND	1.0	0.051	03/29/23 15:53	
Beryllium	ug/L	ND	0.20	0.028	03/29/23 15:53	
Cadmium	ug/L	ND	0.20	0.0090	03/29/23 15:53	
Cobalt	ug/L	ND	1.0	0.032	03/29/23 15:53	
Lead	ug/L	ND	1.0	0.034	03/29/23 15:53	
Molybdenum	ug/L	ND	1.0	0.048	03/29/23 15:53	
Selenium	ug/L	ND	1.0	0.23	03/29/23 15:53	
Thallium	ug/L	ND	1.0	0.033	03/29/23 15:53	

LABORATORY CONTROL SAMPLE: 3326337

Parameter	Units	Spike Conc.	LCS Result	LCS % Rec	% Rec Limits	Qualifiers
Antimony	ug/L	40	41.8	104	80-120	
Arsenic	ug/L	40	38.7	97	80-120	
Barium	ug/L	40	39.5	99	80-120	
Beryllium	ug/L	40	41.5	104	80-120	
Cadmium	ug/L	40	39.9	100	80-120	
Cobalt	ug/L	40	40.5	101	80-120	
Lead	ug/L	40	41.0	103	80-120	
Molybdenum	ug/L	40	41.8	104	80-120	
Selenium	ug/L	40	39.5	99	80-120	
Thallium	ug/L	40	41.1	103	80-120	

MATRIX SPIKE & MATRIX SPIKE DUPLICATE: 3326338 3326339

Parameter	Units	50340467003 Result	MS		MSD		MS % Rec	MSD % Rec	% Rec Limits	RPD	Max RPD	Qual
			Spike Conc.	MS Spike Conc.	MSD Spike Conc.	MS Result						
Antimony	ug/L	ND	40	40	42.0	41.1	105	103	75-125	2	20	
Arsenic	ug/L	2.1	40	40	40.1	40.0	95	95	75-125	0	20	
Barium	ug/L	71.4	40	40	112	111	101	98	75-125	1	20	
Beryllium	ug/L	ND	40	40	40.2	40.2	101	100	75-125	0	20	
Cadmium	ug/L	ND	40	40	38.6	38.1	97	95	75-125	2	20	
Cobalt	ug/L	ND	40	40	37.8	36.9	94	92	75-125	3	20	
Lead	ug/L	ND	40	40	41.0	40.7	102	101	75-125	1	20	
Molybdenum	ug/L	8.1	40	40	49.7	49.4	104	103	75-125	1	20	

Results presented on this page are in the units indicated by the "Units" column except where an alternate unit is presented to the right of the result.

REPORT OF LABORATORY ANALYSIS

This report shall not be reproduced, except in full,
without the written consent of Pace Analytical Services, LLC.

QUALITY CONTROL DATA

Project: Harding St

Pace Project No.: 50340467

MATRIX SPIKE & MATRIX SPIKE DUPLICATE: 3326338 3326339													
Parameter	Units	50340467003 Result	MS	MSD	MS	MSD	MS	MSD	% Rec	Limits	RPD	Max RPD	Qual
			Spike Conc.	Spike Conc.	Result	Result	% Rec	% Rec					
Selenium	ug/L	ND	40	40	39.4	38.8	98	97	75-125	1	20		
Thallium	ug/L	ND	40	40	41.7	41.3	104	103	75-125	1	20		

Results presented on this page are in the units indicated by the "Units" column except where an alternate unit is presented to the right of the result.

REPORT OF LABORATORY ANALYSIS

This report shall not be reproduced, except in full,
without the written consent of Pace Analytical Services, LLC.

QUALITY CONTROL DATA

Project: Harding St

Pace Project No.: 50340467

QC Batch: 724758

Analysis Method: SM 2320B

QC Batch Method: SM 2320B

Analysis Description: 2320B Alkalinity

Laboratory: Pace Analytical Services - Indianapolis

Associated Lab Samples: 50340467001, 50340467002, 50340467006

METHOD BLANK: 3325853

Matrix: Water

Associated Lab Samples: 50340467001, 50340467002, 50340467006

Parameter	Units	Blank Result	Reporting Limit	MDL	Analyzed	Qualifiers
Alkalinity, Total as CaCO ₃	mg/L	ND	10.0	10.0	03/25/23 00:19	
Alkalinity,Bicarbonate (CaCO ₃)	mg/L	ND	10.0	10.0	03/25/23 00:19	
Alkalinity,Carbonate (CaCO ₃)	mg/L	ND	10.0	10.0	03/25/23 00:19	

LABORATORY CONTROL SAMPLE: 3325854

Parameter	Units	Spike Conc.	LCS Result	LCS % Rec	% Rec Limits	Qualifiers
Alkalinity, Total as CaCO ₃	mg/L	50	49.4	99	90-110	

SAMPLE DUPLICATE: 3325855

Parameter	Units	50340411002 Result	Dup Result	RPD	Max RPD	Qualifiers
Alkalinity, Total as CaCO ₃	mg/L	434	440	1	20	
Alkalinity,Bicarbonate (CaCO ₃)	mg/L	434	440	1	20	
Alkalinity,Carbonate (CaCO ₃)	mg/L	ND	ND		20	

Results presented on this page are in the units indicated by the "Units" column except where an alternate unit is presented to the right of the result.

REPORT OF LABORATORY ANALYSIS

This report shall not be reproduced, except in full,
without the written consent of Pace Analytical Services, LLC.

QUALITY CONTROL DATA

Project: Harding St

Pace Project No.: 50340467

QC Batch: 724995

Analysis Method: SM 2320B

QC Batch Method: SM 2320B

Analysis Description: 2320B Alkalinity

Laboratory: Pace Analytical Services - Indianapolis

Associated Lab Samples: 50340467003

METHOD BLANK: 3326797

Matrix: Water

Associated Lab Samples: 50340467003

Parameter	Units	Blank Result	Reporting Limit	MDL	Analyzed	Qualifiers
Alkalinity, Total as CaCO ₃	mg/L	ND	10.0	10.0	03/27/23 20:11	
Alkalinity,Bicarbonate (CaCO ₃)	mg/L	ND	10.0	10.0	03/27/23 20:11	
Alkalinity,Carbonate (CaCO ₃)	mg/L	ND	10.0	10.0	03/27/23 20:11	

LABORATORY CONTROL SAMPLE: 3326798

Parameter	Units	Spike Conc.	LCS Result	LCS % Rec	% Rec Limits	Qualifiers
Alkalinity, Total as CaCO ₃	mg/L	50	49.0	98	90-110	

SAMPLE DUPLICATE: 3326799

Parameter	Units	50340467003 Result	Dup Result	RPD	Max RPD	Qualifiers
Alkalinity, Total as CaCO ₃	mg/L	261	265	2	20	
Alkalinity,Bicarbonate (CaCO ₃)	mg/L	261	265	2	20	
Alkalinity,Carbonate (CaCO ₃)	mg/L	ND	ND		20	

SAMPLE DUPLICATE: 3326800

Parameter	Units	50340497002 Result	Dup Result	RPD	Max RPD	Qualifiers
Alkalinity, Total as CaCO ₃	mg/L	317	321	1	20	
Alkalinity,Bicarbonate (CaCO ₃)	mg/L	317	321	1	20	
Alkalinity,Carbonate (CaCO ₃)	mg/L	ND	ND		20	

Results presented on this page are in the units indicated by the "Units" column except where an alternate unit is presented to the right of the result.

REPORT OF LABORATORY ANALYSIS

This report shall not be reproduced, except in full,
without the written consent of Pace Analytical Services, LLC.

QUALITY CONTROL DATA

Project: Harding St

Pace Project No.: 50340467

QC Batch: 725205

Analysis Method: SM 2540C

QC Batch Method: SM 2540C

Analysis Description: 2540C Total Dissolved Solids

Laboratory: Pace Analytical Services - Indianapolis

Associated Lab Samples: 50340467001, 50340467002, 50340467003, 50340467006

METHOD BLANK: 3327680

Matrix: Water

Associated Lab Samples: 50340467001, 50340467002, 50340467003, 50340467006

Parameter	Units	Blank Result	Reporting Limit	MDL	Analyzed	Qualifiers
Total Dissolved Solids	mg/L	ND	10.0	10.0	03/28/23 17:46	

LABORATORY CONTROL SAMPLE: 3327681

Parameter	Units	Spike Conc.	LCS Result	LCS % Rec	% Rec Limits	Qualifiers
Total Dissolved Solids	mg/L	300	281	94	80-120	

SAMPLE DUPLICATE: 3327682

Parameter	Units	50340324001 Result	Dup Result	RPD	Max RPD	Qualifiers
Total Dissolved Solids	mg/L	544	545	0	10	

SAMPLE DUPLICATE: 3327683

Parameter	Units	50340467003 Result	Dup Result	RPD	Max RPD	Qualifiers
Total Dissolved Solids	mg/L	494	500	1	10	

Results presented on this page are in the units indicated by the "Units" column except where an alternate unit is presented to the right of the result.

REPORT OF LABORATORY ANALYSIS

This report shall not be reproduced, except in full,
without the written consent of Pace Analytical Services, LLC.

QUALITY CONTROL DATA

Project: Harding St

Pace Project No.: 50340467

QC Batch: 724948

Analysis Method: SM 4500-Cl G

QC Batch Method: SM 4500-Cl G

Analysis Description: 4500CL G Chlorine, Total Residual

Laboratory: Pace Analytical Services - Indianapolis

Associated Lab Samples: 50340467001, 50340467002, 50340467003, 50340467006

METHOD BLANK: 3326683

Matrix: Water

Associated Lab Samples: 50340467001, 50340467002, 50340467003, 50340467006

Parameter	Units	Blank Result	Reporting Limit	MDL	Analyzed	Qualifiers
Chlorine, Total Residual	mg/L	ND	0.10	0.034	03/27/23 15:31	H3

LABORATORY CONTROL SAMPLE: 3326684

Parameter	Units	Spike Conc.	LCS Result	LCS % Rec	% Rec Limits	Qualifiers
Chlorine, Total Residual	mg/L	1	1.1	109	90-110	H3

MATRIX SPIKE & MATRIX SPIKE DUPLICATE: 3326685 3326686

Parameter	Units	50340467003		3326686		MS % Rec	MSD % Rec	% Rec Limits	RPD	Max RPD	Qual	
		MS Spike Conc.	MSD Spike Conc.	MS Result	MSD Result							
Chlorine, Total Residual	mg/L	ND	1	1	1.1	1.1	109	110	90-110	1	20	H3

Results presented on this page are in the units indicated by the "Units" column except where an alternate unit is presented to the right of the result.

REPORT OF LABORATORY ANALYSIS

This report shall not be reproduced, except in full,
without the written consent of Pace Analytical Services, LLC.

QUALITY CONTROL DATA

Project: Harding St

Pace Project No.: 50340467

QC Batch: 725727

Analysis Method: SM 4500-H+B

QC Batch Method: SM 4500-H+B

Analysis Description: 4500H+B pH

Laboratory: Pace Analytical Services - Indianapolis

Associated Lab Samples: 50340467001, 50340467002, 50340467003, 50340467006

SAMPLE DUPLICATE: 3330542

Parameter	Units	50339322005 Result	Dup Result	RPD	Max RPD	Qualifiers
pH at 25 Degrees C	Std. Units	6.6	6.6	0	2	H3

SAMPLE DUPLICATE: 3330543

Parameter	Units	50340467003 Result	Dup Result	RPD	Max RPD	Qualifiers
pH at 25 Degrees C	Std. Units	7.8	7.8	0	2	H3

Results presented on this page are in the units indicated by the "Units" column except where an alternate unit is presented to the right of the result.

REPORT OF LABORATORY ANALYSIS

This report shall not be reproduced, except in full,
without the written consent of Pace Analytical Services, LLC.

QUALITY CONTROL DATA

Project: Harding St

Pace Project No.: 50340467

QC Batch: 725548

Analysis Method: SM 4500-S2-D

QC Batch Method: SM 4500-S2-D

Analysis Description: 4500S2D Sulfide Water

Laboratory: Pace Analytical Services - Indianapolis

Associated Lab Samples: 50340467001, 50340467002, 50340467003, 50340467006

METHOD BLANK: 3329516

Matrix: Water

Associated Lab Samples: 50340467001, 50340467002, 50340467003, 50340467006

Parameter	Units	Blank Result	Reporting Limit	MDL	Analyzed	Qualifiers
Sulfide	mg/L	ND	0.10	0.025	03/30/23 14:08	

LABORATORY CONTROL SAMPLE: 3329517

Parameter	Units	Spike Conc.	LCS Result	LCS % Rec	% Rec Limits	Qualifiers
Sulfide	mg/L	0.5	0.55	109	90-110	

MATRIX SPIKE & MATRIX SPIKE DUPLICATE: 3329518 3329519

Parameter	Units	50340467003 Result	MS Spike Conc.	MSD Spike Conc.	MS Result	MSD Result	MS % Rec	MSD % Rec	% Rec Limits	RPD	Max RPD	Qual
Sulfide	mg/L	ND	0.5	0.5	0.57	0.57	114	115	90-110	1	20	M3

MATRIX SPIKE SAMPLE: 3329520

Parameter	Units	50340587001 Result	Spike Conc.	MS Result	MS % Rec	% Rec Limits	Qualifiers
Sulfide	mg/L	ND	0.5	0.37	74	90-110	M0

Results presented on this page are in the units indicated by the "Units" column except where an alternate unit is presented to the right of the result.

REPORT OF LABORATORY ANALYSIS

This report shall not be reproduced, except in full,
without the written consent of Pace Analytical Services, LLC.

QUALITY CONTROL DATA

Project: Harding St

Pace Project No.: 50340467

QC Batch:	724712	Analysis Method:	EPA 353.2
QC Batch Method:	EPA 353.2	Analysis Description:	353.2 Nitrate + Nitrite, Unpres.
		Laboratory:	Pace Analytical Services - Indianapolis

Associated Lab Samples: 50340467001, 50340467002, 50340467003, 50340467006

METHOD BLANK: 3325528 Matrix: Water
Associated Lab Samples: 50340467001, 50340467002, 50340467003, 50340467006

Parameter	Units	Blank Result	Reporting Limit	MDL	Analyzed	Qualifiers
Nitrogen, Nitrate	mg/L	ND	0.10	0.011	03/24/23 16:00	
Nitrogen, Nitrite	mg/L	ND	0.10	0.0040	03/24/23 16:00	

LABORATORY CONTROL SAMPLE: 3325529

Parameter	Units	Spike Conc.	LCS Result	LCS % Rec	% Rec Limits	Qualifiers
Nitrogen, Nitrate	mg/L	1	1.1	105	90-110	
Nitrogen, Nitrite	mg/L	1	1.1	105	90-110	

MATRIX SPIKE & MATRIX SPIKE DUPLICATE: 3325530 3325531

Parameter	Units	50340456001 Result	MS Spike Conc.	MSD Spike Conc.	MS Result	MSD Result	MS % Rec	MSD % Rec	% Rec Limits	RPD	Max RPD	Qual
Nitrogen, Nitrate	mg/L	0.15	1	1	1.2	1.2	104	103	90-110	1	20	
Nitrogen, Nitrite	mg/L	ND	1	1	1.0	1.0	102	102	90-110	0	20	

MATRIX SPIKE & MATRIX SPIKE DUPLICATE: 3325705 3325706

Parameter	Units	50340467003 Result	MS Spike Conc.	MSD Spike Conc.	MS Result	MSD Result	MS % Rec	MSD % Rec	% Rec Limits	RPD	Max RPD	Qual
Nitrogen, Nitrate	mg/L	ND	1	1	1.1	1.1	101	102	90-110	1	20	
Nitrogen, Nitrite	mg/L	ND	1	1	1.0	1.0	101	101	90-110	0	20	

Results presented on this page are in the units indicated by the "Units" column except where an alternate unit is presented to the right of the result.

REPORT OF LABORATORY ANALYSIS

This report shall not be reproduced, except in full,
without the written consent of Pace Analytical Services, LLC.

QUALITY CONTROL DATA

Project: Harding St

Pace Project No.: 50340467

QC Batch: 724876

Analysis Method: EPA 365.1

QC Batch Method: EPA 365.1

Analysis Description: 365.1 Total Phosphorus

Laboratory: Pace Analytical Services - Indianapolis

Associated Lab Samples: 50340467001, 50340467002, 50340467003, 50340467006

METHOD BLANK: 3326432

Matrix: Water

Associated Lab Samples: 50340467001, 50340467002, 50340467003, 50340467006

Parameter	Units	Blank Result	Reporting Limit	MDL	Analyzed	Qualifiers
Phosphate as P04	mg/L	ND	0.15	0.15	03/28/23 16:29	

LABORATORY CONTROL SAMPLE: 3326433

Parameter	Units	Spike Conc.	LCS Result	LCS % Rec	% Rec Limits	Qualifiers
Phosphate as P04	mg/L		1.5			

MATRIX SPIKE & MATRIX SPIKE DUPLICATE: 3326434 3326435

Parameter	Units	50340467003 Result	MS Spike Conc.	MSD Spike Conc.	MS Result	MSD Result	MS % Rec	MSD % Rec	% Rec Limits	RPD	Max RPD	Qual
Phosphate as P04	mg/L	ND			1.4	1.4					0	

MATRIX SPIKE SAMPLE: 3326436

Parameter	Units	50340467006 Result	Spike Conc.	MS Result	MS % Rec	% Rec Limits	Qualifiers
Phosphate as P04	mg/L	ND		1.4			

Results presented on this page are in the units indicated by the "Units" column except where an alternate unit is presented to the right of the result.

REPORT OF LABORATORY ANALYSIS

This report shall not be reproduced, except in full,
without the written consent of Pace Analytical Services, LLC.

QUALITY CONTROL DATA

Project: Harding St

Pace Project No.: 50340467

QC Batch: 724899

Analysis Method: SM 5310C

QC Batch Method: SM 5310C

Analysis Description: 5310C Total Organic Carbon

Laboratory: Pace Analytical Services - Indianapolis

Associated Lab Samples: 50340467001, 50340467002, 50340467003, 50340467006

METHOD BLANK: 3326501

Matrix: Water

Associated Lab Samples: 50340467001, 50340467002, 50340467003, 50340467006

Parameter	Units	Blank Result	Reporting Limit	MDL	Analyzed	Qualifiers
Total Organic Carbon	mg/L	ND	1.0	0.24	03/28/23 10:11	

LABORATORY CONTROL SAMPLE: 3326502

Parameter	Units	Spike Conc.	LCS Result	LCS % Rec	% Rec Limits	Qualifiers
Total Organic Carbon	mg/L	10	10.2	102	90-110	

MATRIX SPIKE & MATRIX SPIKE DUPLICATE: 3326503 3326504

Parameter	Units	50340467003 Result	MS Spike Conc.	MSD Spike Conc.	MS Result	MSD Result	MS % Rec	MSD % Rec	% Rec Limits	RPD	Max RPD	Qual
Total Organic Carbon	mg/L	1.3	10	10	11.3	11.2	100	100	80-120	1	20	

MATRIX SPIKE SAMPLE: 3326505

Parameter	Units	50340467006 Result	Spike Conc.	MS Result	MS % Rec	% Rec Limits	Qualifiers
Total Organic Carbon	mg/L	ND	10	10.8	98	80-120	

Results presented on this page are in the units indicated by the "Units" column except where an alternate unit is presented to the right of the result.

REPORT OF LABORATORY ANALYSIS

This report shall not be reproduced, except in full, without the written consent of Pace Analytical Services, LLC.

QUALITY CONTROL DATA

Project: Harding St

Pace Project No.: 50340467

QC Batch: 724913

Analysis Method: SM 5310C

QC Batch Method: SM 5310C

Analysis Description: 5310C Dissolved Organic Carbon

Laboratory: Pace Analytical Services - Indianapolis

Associated Lab Samples: 50340467001, 50340467002, 50340467003, 50340467006

METHOD BLANK: 3326542

Matrix: Water

Associated Lab Samples: 50340467001, 50340467002, 50340467003, 50340467006

Parameter	Units	Blank Result	Reporting Limit	MDL	Analyzed	Qualifiers
Dissolved Organic Carbon	mg/L	ND	1.0	0.24	03/28/23 00:50	

LABORATORY CONTROL SAMPLE: 3326543

Parameter	Units	Spike Conc.	LCS Result	LCS % Rec	% Rec Limits	Qualifiers
Dissolved Organic Carbon	mg/L	10	10.1	101	90-110	

MATRIX SPIKE & MATRIX SPIKE DUPLICATE: 3326544 3326545

Parameter	Units	3326544		3326545		MS % Rec	MSD % Rec	% Rec Limits	RPD	Max RPD	Qual
		MS Spike Conc.	MSD Spike Conc.	MS Result	MSD Result						
Dissolved Organic Carbon	mg/L	1.4	10	11.3	11.2	99	99	80-120	0	20	

Results presented on this page are in the units indicated by the "Units" column except where an alternate unit is presented to the right of the result.

REPORT OF LABORATORY ANALYSIS

This report shall not be reproduced, except in full,
without the written consent of Pace Analytical Services, LLC.

ANALYTICAL RESULTS - RADIOCHEMISTRY

Project: Harding St

Pace Project No.: 50340467

Sample: MW-4SR **Lab ID: 50340467001** Collected: 03/23/23 10:25 Received: 03/24/23 15:10 Matrix: Water
PWS: Site ID: Sample Type:

Parameters	Method	Act ± Unc (MDC) Carr Trac	Units	Analyzed	CAS No.	Qual
	Pace Analytical Services - Greensburg					
Radium-226	EPA 903.1	0.278 ± 0.546 (0.980) C:NA T:90%	pCi/L	04/08/23 14:08	13982-63-3	
	Pace Analytical Services - Greensburg					
Radium-228	EPA 904.0	0.0538 ± 0.420 (0.971) C:75% T:90%	pCi/L	04/06/23 15:19	15262-20-1	
	Pace Analytical Services - Greensburg					
Total Radium	Total Radium Calculation	0.332 ± 0.966 (1.95)	pCi/L	04/11/23 15:27	7440-14-4	

REPORT OF LABORATORY ANALYSIS

This report shall not be reproduced, except in full,
without the written consent of Pace Analytical Services, LLC.

ANALYTICAL RESULTS - RADIOCHEMISTRY

Project: Harding St

Pace Project No.: 50340467

Sample: MW-4I **Lab ID: 50340467002** Collected: 03/23/23 12:10 Received: 03/24/23 15:10 Matrix: Water
PWS: Site ID: Sample Type:

Parameters	Method	Act ± Unc (MDC) Carr Trac	Units	Analyzed	CAS No.	Qual
	Pace Analytical Services - Greensburg					
Radium-226	EPA 903.1	0.429 ± 0.597 (1.01) C:NA T:96%	pCi/L	04/08/23 14:08	13982-63-3	
	Pace Analytical Services - Greensburg					
Radium-228	EPA 904.0	0.0382 ± 0.634 (1.46) C:73% T:82%	pCi/L	04/06/23 16:08	15262-20-1	
	Pace Analytical Services - Greensburg					
Total Radium	Total Radium Calculation	0.467 ± 1.23 (2.47)	pCi/L	04/11/23 15:27	7440-14-4	

REPORT OF LABORATORY ANALYSIS

This report shall not be reproduced, except in full,
without the written consent of Pace Analytical Services, LLC.

ANALYTICAL RESULTS - RADIOCHEMISTRY

Project: Harding St

Pace Project No.: 50340467

Sample: MW-4D **Lab ID: 50340467003** Collected: 03/23/23 14:00 Received: 03/24/23 15:10 Matrix: Water
PWS: Site ID: Sample Type:

Parameters	Method	Act ± Unc (MDC) Carr Trac	Units	Analyzed	CAS No.	Qual
	Pace Analytical Services - Greensburg					
Radium-226	EPA 903.1	0.121 ± 0.505 (0.962) C:NA T:86%	pCi/L	04/08/23 14:08	13982-63-3	
	Pace Analytical Services - Greensburg					
Radium-228	EPA 904.0	0.789 ± 0.605 (1.20) C:72% T:90%	pCi/L	04/06/23 16:08	15262-20-1	
	Pace Analytical Services - Greensburg					
Total Radium	Total Radium Calculation	0.910 ± 1.11 (2.16)	pCi/L	04/11/23 15:27	7440-14-4	

REPORT OF LABORATORY ANALYSIS

This report shall not be reproduced, except in full,
without the written consent of Pace Analytical Services, LLC.

ANALYTICAL RESULTS - RADIOCHEMISTRY

Project: Harding St

Pace Project No.: 50340467

Sample: MW-4D MS **Lab ID: 50340467004** Collected: 03/23/23 14:00 Received: 03/24/23 15:10 Matrix: Water
PWS: Site ID: Sample Type:

Parameters	Method	Act ± Unc (MDC) Carr Trac	Units	Analyzed	CAS No.	Qual
	Pace Analytical Services - Greensburg					
Radium-226	EPA 903.1	97.74 %REC ± NA (NA) C:NA T:NA	pCi/L	04/08/23 14:08	13982-63-3	
	Pace Analytical Services - Greensburg					
Radium-228	EPA 904.0	76.32 %REC ± NA (NA) C:NA% T:NA%	pCi/L	04/06/23 16:08	15262-20-1	

REPORT OF LABORATORY ANALYSIS

This report shall not be reproduced, except in full,
without the written consent of Pace Analytical Services, LLC.

ANALYTICAL RESULTS - RADIOCHEMISTRY

Project: Harding St

Pace Project No.: 50340467

Parameters	Method	Act ± Unc (MDC) Carr Trac	Units	Analyzed	CAS No.	Qual
Sample: MW-4D MSD Lab ID: 50340467005 Collected: 03/23/23 14:00 Received: 03/24/23 15:10 Matrix: Water PWS: Site ID: Sample Type:						
Pace Analytical Services - Greensburg						
Radium-226	EPA 903.1	72.27 %REC 29.97RPD ± NA (NA) C:NA T:NA	pCi/L	04/08/23 14:08	13982-63-3	
Pace Analytical Services - Greensburg						
Radium-228	EPA 904.0	80.00 %REC 4.72 RPD ± NA (NA) C:NA% T:NA%	pCi/L	04/06/23 16:08	15262-20-1	

REPORT OF LABORATORY ANALYSIS

This report shall not be reproduced, except in full,
without the written consent of Pace Analytical Services, LLC.

ANALYTICAL RESULTS - RADIOCHEMISTRY

Project: Harding St

Pace Project No.: 50340467

Sample: Dup-01 **Lab ID: 50340467006** Collected: 03/23/23 08:00 Received: 03/24/23 15:10 Matrix: Water
PWS: Site ID: Sample Type:

Parameters	Method	Act ± Unc (MDC) Carr Trac	Units	Analyzed	CAS No.	Qual
	Pace Analytical Services - Greensburg					
Radium-226	EPA 903.1	-0.0769 ± 0.500 (1.08) C:NA T:93%	pCi/L	04/08/23 14:21	13982-63-3	
	Pace Analytical Services - Greensburg					
Radium-228	EPA 904.0	1.22 ± 0.722 (1.35) C:71% T:85%	pCi/L	04/06/23 16:08	15262-20-1	
	Pace Analytical Services - Greensburg					
Total Radium	Total Radium Calculation	1.22 ± 1.22 (2.43)	pCi/L	04/11/23 15:27	7440-14-4	

REPORT OF LABORATORY ANALYSIS

This report shall not be reproduced, except in full,
without the written consent of Pace Analytical Services, LLC.

QUALITY CONTROL - RADIOCHEMISTRY

Project: Harding St

Pace Project No.: 50340467

QC Batch: 577720

Analysis Method: EPA 903.1

QC Batch Method: EPA 903.1

Analysis Description: 903.1 Radium-226

Laboratory: Pace Analytical Services - Greensburg

Associated Lab Samples: 50340467001, 50340467002, 50340467003, 50340467004, 50340467005, 50340467006

METHOD BLANK: 2805172

Matrix: Water

Associated Lab Samples: 50340467001, 50340467002, 50340467003, 50340467004, 50340467005, 50340467006

Parameter	Act ± Unc (MDC) Carr Trac	Units	Analyzed	Qualifiers
Radium-226	0.177 ± 0.348 (0.637) C:NA T:91%	pCi/L	04/08/23 13:51	

Results presented on this page are in the units indicated by the "Units" column except where an alternate unit is presented to the right of the result.

REPORT OF LABORATORY ANALYSIS

This report shall not be reproduced, except in full,
without the written consent of Pace Analytical Services, LLC.

QUALITY CONTROL - RADIOCHEMISTRY

Project: Harding St

Pace Project No.: 50340467

QC Batch: 577721

Analysis Method: EPA 904.0

QC Batch Method: EPA 904.0

Analysis Description: 904.0 Radium 228

Laboratory: Pace Analytical Services - Greensburg

Associated Lab Samples: 50340467001, 50340467002, 50340467003, 50340467004, 50340467005, 50340467006

METHOD BLANK: 2805174

Matrix: Water

Associated Lab Samples: 50340467001, 50340467002, 50340467003, 50340467004, 50340467005, 50340467006

Parameter	Act ± Unc (MDC) Carr Trac	Units	Analyzed	Qualifiers
Radium-228	0.462 ± 0.363 (0.714) C:73% T:88%	pCi/L	04/06/23 12:32	

Results presented on this page are in the units indicated by the "Units" column except where an alternate unit is presented to the right of the result.

REPORT OF LABORATORY ANALYSIS

This report shall not be reproduced, except in full,
without the written consent of Pace Analytical Services, LLC.

QUALIFIERS

Project: Harding St
Pace Project No.: 50340467

DEFINITIONS

DF - Dilution Factor, if reported, represents the factor applied to the reported data due to dilution of the sample aliquot.

ND - Not Detected at or above adjusted reporting limit.

TNTC - Too Numerous To Count

J - Estimated concentration above the adjusted method detection limit and below the adjusted reporting limit.

MDL - Adjusted Method Detection Limit.

PQL - Practical Quantitation Limit.

RL - Reporting Limit - The lowest concentration value that meets project requirements for quantitative data with known precision and bias for a specific analyte in a specific matrix.

S - Surrogate

1,2-Diphenylhydrazine decomposes to and cannot be separated from Azobenzene using Method 8270. The result for each analyte is a combined concentration.

Consistent with EPA guidelines, unrounded data are displayed and have been used to calculate % recovery and RPD values.

LCS(D) - Laboratory Control Sample (Duplicate)

MS(D) - Matrix Spike (Duplicate)

DUP - Sample Duplicate

RPD - Relative Percent Difference

NC - Not Calculable.

SG - Silica Gel - Clean-Up

U - Indicates the compound was analyzed for, but not detected.

N-Nitrosodiphenylamine decomposes and cannot be separated from Diphenylamine using Method 8270. The result reported for each analyte is a combined concentration.

Reported results are not rounded until the final step prior to reporting. Therefore, calculated parameters that are typically reported as "Total" may vary slightly from the sum of the reported component parameters.

Act - Activity

Unc - Uncertainty: SDWA = 1.96 sigma count uncertainty, all other matrices = Expanded Uncertainty (95% confidence interval).

Gamma Spec = Expanded Uncertainty (95.4% Confidence Interval)

(MDC) - Minimum Detectable Concentration

Trac - Tracer Recovery (%)

Carr - Carrier Recovery (%)

Pace Analytical is TNI accredited. Contact your Pace PM for the current list of accredited analytes.

TNI - The NELAC Institute.

ANALYTE QUALIFIERS

E Analyte concentration exceeded the calibration range. The reported result is estimated.

H3 Sample was received or analysis requested beyond the recognized method holding time.

M0 Matrix spike recovery and/or matrix spike duplicate recovery was outside laboratory control limits.

M3 Matrix spike recovery was outside laboratory control limits due to matrix interferences.

N2 The lab does not hold NELAC/TNI accreditation for this parameter but other accreditations/certifications may apply. A complete list of accreditations/certifications is available upon request.

P6 Matrix spike recovery was outside laboratory control limits due to a parent sample concentration notably higher than the spike level.

REPORT OF LABORATORY ANALYSIS

This report shall not be reproduced, except in full,
without the written consent of Pace Analytical Services, LLC.

QUALITY CONTROL DATA CROSS REFERENCE TABLE

Project: Harding St
Pace Project No.: 50340467

Lab ID	Sample ID	QC Batch Method	QC Batch	Analytical Method	Analytical Batch
50340467001	MW-4SR	EPA 9056	725083		
50340467002	MW-4I	EPA 9056	725083		
50340467003	MW-4D	EPA 9056	725083		
50340467006	Dup-01	EPA 9056	725083		
50340467001	MW-4SR	EPA 3010	725138	EPA 6010	725825
50340467002	MW-4I	EPA 3010	725138	EPA 6010	725825
50340467003	MW-4D	EPA 3010	725138	EPA 6010	725825
50340467006	Dup-01	EPA 3010	725138	EPA 6010	725825
50340467001	MW-4SR	EPA 3010	725218	EPA 6010	725579
50340467002	MW-4I	EPA 3010	725218	EPA 6010	725579
50340467003	MW-4D	EPA 3010	725218	EPA 6010	725579
50340467006	Dup-01	EPA 3010	725218	EPA 6010	725579
50340467001	MW-4SR	EPA 200.2	724834	EPA 6020	725126
50340467002	MW-4I	EPA 200.2	724834	EPA 6020	725126
50340467003	MW-4D	EPA 200.2	724834	EPA 6020	725126
50340467006	Dup-01	EPA 200.2	724834	EPA 6020	725126
50340467001	MW-4SR	EPA 903.1	577720		
50340467002	MW-4I	EPA 903.1	577720		
50340467003	MW-4D	EPA 903.1	577720		
50340467004	MW-4D MS	EPA 903.1	577720		
50340467005	MW-4D MSD	EPA 903.1	577720		
50340467006	Dup-01	EPA 903.1	577720		
50340467001	MW-4SR	EPA 904.0	577721		
50340467002	MW-4I	EPA 904.0	577721		
50340467003	MW-4D	EPA 904.0	577721		
50340467004	MW-4D MS	EPA 904.0	577721		
50340467005	MW-4D MSD	EPA 904.0	577721		
50340467006	Dup-01	EPA 904.0	577721		
50340467001	MW-4SR	Total Radium Calculation	580158		
50340467002	MW-4I	Total Radium Calculation	580158		
50340467003	MW-4D	Total Radium Calculation	580158		
50340467006	Dup-01	Total Radium Calculation	580158		
50340467001	MW-4SR	SM 2320B	724758		
50340467002	MW-4I	SM 2320B	724758		
50340467003	MW-4D	SM 2320B	724995		
50340467006	Dup-01	SM 2320B	724758		
50340467001	MW-4SR	SM 2540C	725205		
50340467002	MW-4I	SM 2540C	725205		
50340467003	MW-4D	SM 2540C	725205		
50340467006	Dup-01	SM 2540C	725205		
50340467001	MW-4SR	SM 4500-CI G	724948		
50340467002	MW-4I	SM 4500-CI G	724948		
50340467003	MW-4D	SM 4500-CI G	724948		

REPORT OF LABORATORY ANALYSIS

This report shall not be reproduced, except in full,
without the written consent of Pace Analytical Services, LLC.

QUALITY CONTROL DATA CROSS REFERENCE TABLE

Project: Harding St

Pace Project No.: 50340467

Lab ID	Sample ID	QC Batch Method	QC Batch	Analytical Method	Analytical Batch
50340467006	Dup-01	SM 4500-CI G	724948		
50340467001	MW-4SR	SM 4500-H+B	725727		
50340467002	MW-4I	SM 4500-H+B	725727		
50340467003	MW-4D	SM 4500-H+B	725727		
50340467006	Dup-01	SM 4500-H+B	725727		
50340467001	MW-4SR	SM 4500-S2-D	725548		
50340467002	MW-4I	SM 4500-S2-D	725548		
50340467003	MW-4D	SM 4500-S2-D	725548		
50340467006	Dup-01	SM 4500-S2-D	725548		
50340467001	MW-4SR	EPA 353.2	724712		
50340467002	MW-4I	EPA 353.2	724712		
50340467003	MW-4D	EPA 353.2	724712		
50340467006	Dup-01	EPA 353.2	724712		
50340467001	MW-4SR	EPA 365.1	724876	EPA 365.1	725186
50340467002	MW-4I	EPA 365.1	724876	EPA 365.1	725186
50340467003	MW-4D	EPA 365.1	724876	EPA 365.1	725186
50340467006	Dup-01	EPA 365.1	724876	EPA 365.1	725186
50340467001	MW-4SR	SM 5310C	724899		
50340467002	MW-4I	SM 5310C	724899		
50340467003	MW-4D	SM 5310C	724899		
50340467006	Dup-01	SM 5310C	724899		
50340467001	MW-4SR	SM 5310C	724913		
50340467002	MW-4I	SM 5310C	724913		
50340467003	MW-4D	SM 5310C	724913		
50340467006	Dup-01	SM 5310C	724913		

REPORT OF LABORATORY ANALYSIS

This report shall not be reproduced, except in full,
without the written consent of Pace Analytical Services, LLC.



SAMPLE CONDITION UPON RECEIPT FORM

Date/Time and Initials of person examining contents: 3/24/23 1650 IL

1. Courier: FED EX UPS CLIENT PACE USPS OTHER _____

2. Custody Seal on Cooler/Box Present: Yes No
 (If yes)Seals Intact: Yes No (leave blank if no seals were present)

3. Thermometer: 1 2 3 4 5 6 A B C D E F

4. Cooler Temperature(s): 0.6/0.6 1.6/1.6
 (Initial/Corrected) RECORD TEMPS OF ALL COOLERS RECEIVED (use Comments below to add more)

5. Packing Material: IL 3/24
 Bubble Wrap Bubble Bags
 None Other _____

6. Ice Type: Wet Blue None

7. If temp. is over 6°C or under 0°C, was the PM notified?: Yes No
 Cooler temp should be above freezing to 6°C

All discrepancies will be written out in the comments section below.

	Yes	No		Yes	No	N/A
USDA Regulated Soils? (HI, ID, NY, WA, OR, CA, NM, TX, OK, AR, LA, TN, AL, MS, NC, SC, GA, FL, or Puerto Rico)		/	All containers needing acid/base preservation have been pH CHECKED?: Exceptions: VOA, coliform, LLHg, O&G, RAD CHEM, and any container with a septum cap or preserved with HCl.	/		
Short Hold Time Analysis (48 hours or less)? Analysis: <u>NO3/NO2 wet</u>	/		Circle: <u>HNO3 (<2)</u> <u>H2SO4 (<2)</u> <u>NaOH (>10)</u> <u>NaOH/ZnAc (>9)</u> Any non-conformance to pH recommendations will be noted on the container count form			
Time 5035A TC placed in Freezer or Short Holds To Lab Time: <u>17:05</u>			Residual Chlorine Check (SVOC 625 Pest/PCB 608)	<u>Present</u>	<u>Absent</u>	<u>N/A</u>
Rush TAT Requested (4 days or less):		/	Residual Chlorine Check (Total/Amenable/Free Cyanide)			/
Custody Signatures Present?	/		Headspace Wisconsin Sulfide?			/
Containers Intact?:	/		Headspace in VOA Vials (>6mm): See Containter Count form for details	<u>Present</u>	<u>Absent</u>	<u>No VOA Vials Sent</u>
Sample Label (IDs/Dates/Times) Match COC?: Except TCs, which only require sample ID	/		Trip Blank Present?		/	
Extra labels on Terracore Vials? (soils only)			Trip Blank Custody Seals?:			/

COMMENTS:

May 2023



August 01, 2023

Mr. Mark Breting
ATC Group Services
7988 Centerpoint Drive
Suite 100
Indianapolis, IN 46256

RE: Project: Harding Street P1R2
Pace Project No.: 50344606

Dear Mr. Breting:

Enclosed are the analytical results for sample(s) received by the laboratory on May 11, 2023. The results relate only to the samples included in this report. Results reported herein conform to the applicable TNI/NELAC Standards and the laboratory's Quality Manual, where applicable, unless otherwise noted in the body of the report.

The test results provided in this final report were generated by each of the following laboratories within the Pace Network:

- Pace Analytical Services - Indianapolis
- Pace Analytical Services - Greensburg

If you have any questions concerning this report, please feel free to contact me.

Sincerely,

Will Statz
will.statz@pacelabs.com
(317)228-3105
Project Manager

Enclosures

cc: Mohammed Bazlamit, Atlas
Mr. Robert Miller, Haley & Aldrich



REPORT OF LABORATORY ANALYSIS

This report shall not be reproduced, except in full,
without the written consent of Pace Analytical Services, LLC.



CERTIFICATIONS

Project: Harding Street P1R2
Pace Project No.: 50344606

Pace Analytical Services Pennsylvania

1638 Roseytown Rd Suites 2,3&4, Greensburg, PA 15601
ANAB DOD-ELAP Rad Accreditation #: L2417
ANABISO/IEC 17025:2017 Rad Cert#: L24170
Alabama Certification #: 41590
Arizona Certification #: AZ0734
Arkansas Certification
California Certification #: 2950
Colorado Certification #: PA01547
Connecticut Certification #: PH-0694
EPA Region 4 DW Rad
Florida/TNI Certification #: E87683
Georgia Certification #: C040
Guam Certification
Hawaii Certification
Idaho Certification
Illinois Certification
Indiana Certification
Iowa Certification #: 391
Kansas Certification #: E-10358
Kentucky Certification #: KY90133
KY WW Permit #: KY0098221
KY WW Permit #: KY0000221
Louisiana DHH/TNI Certification #: LA010
Louisiana DEQ/TNI Certification #: 04086
Maine Certification #: 2023021
Maryland Certification #: 308
Massachusetts Certification #: M-PA1457
Michigan/PADEP Certification #: 9991

Missouri Certification #: 235
Montana Certification #: Cert0082
Nebraska Certification #: NE-OS-29-14
Nevada Certification #: PA014572023-03
New Hampshire/TNI Certification #: 297622
New Jersey/TNI Certification #: PA051
New Mexico Certification #: PA01457
New York/TNI Certification #: 10888
North Carolina Certification #: 42706
North Dakota Certification #: R-190
Ohio EPA Rad Approval: #41249
Oregon/TNI Certification #: PA200002-015
Pennsylvania/TNI Certification #: 65-00282
Puerto Rico Certification #: PA01457
Rhode Island Certification #: 65-00282
South Dakota Certification
Tennessee Certification #: TN02867
Texas/TNI Certification #: T104704188-22-18
Utah/TNI Certification #: PA014572223-14
USDA Soil Permit #: 525-23-67-77263
Vermont Dept. of Health: ID# VT-0282
Virgin Island/PADEP Certification
Virginia/VELAP Certification #: 460198
Washington Certification #: C868
West Virginia DEP Certification #: 143
West Virginia DHHR Certification #: 9964C
Wisconsin Approve List for Rad

Pace Analytical Services Indianapolis

7726 Moller Road, Indianapolis, IN 46268
Illinois Accreditation #: 200074
Indiana Drinking Water Laboratory #: C-49-06
Kansas/TNI Certification #: E-10177
Kentucky UST Agency Interest #: 80226
Kentucky WW Laboratory ID #: 98019
Michigan Drinking Water Laboratory #9050

Ohio VAP Certified Laboratory #: CL0065
Oklahoma Laboratory #: 9204
Texas Certification #: T104704355
Wisconsin Laboratory #: 999788130
USDA Foreign Soil Permit #: 525-23-13-23119
USDA Compliance Agreement #: IN-SL-22-001

REPORT OF LABORATORY ANALYSIS

This report shall not be reproduced, except in full,
without the written consent of Pace Analytical Services, LLC.



SAMPLE SUMMARY

Project: Harding Street P1R2

Pace Project No.: 50344606

Lab ID	Sample ID	Matrix	Date Collected	Date Received
50344606001	MW-110S	Water	05/11/23 10:55	05/11/23 17:00
50344606002	MW-110D	Water	05/11/23 14:26	05/11/23 17:00
50344606003	MW-106S	Water	05/11/23 14:06	05/11/23 17:00
50344606004	MW-106I	Water	05/11/23 12:35	05/11/23 17:00
50344606005	MW-106D	Water	05/11/23 10:32	05/11/23 17:00
50344606006	PZ-100S	Water	05/11/23 09:57	05/11/23 17:00
50344606007	PZ-100D	Water	05/11/23 11:32	05/11/23 17:00
50344606008	DUP-5	Water	05/11/23 08:00	05/11/23 17:00
50344606009	DUP-6	Water	05/11/23 08:00	05/11/23 17:00

REPORT OF LABORATORY ANALYSIS

This report shall not be reproduced, except in full,
without the written consent of Pace Analytical Services, LLC.



SAMPLE ANALYTE COUNT

Project: Harding Street P1R2

Pace Project No.: 50344606

Lab ID	Sample ID	Method	Analysts	Analytes Reported	Laboratory		
50344606001	MW-110S	EPA 9056	RID	3	PASI-I		
		EPA 6010	DJS	14	PASI-I		
		EPA 6010	JPK	3	PASI-I		
		EPA 6020	CAW	7	PASI-I		
		EPA 7470	EAE	1	PASI-I		
		EPA 903.1	JLJ	1	PASI-PA		
		EPA 904.0	ZPC	1	PASI-PA		
		Total Radium Calculation	JAL	1	PASI-PA		
		SM 2320B	DAW	3	PASI-I		
		SM 2540C	AEL	1	PASI-I		
		SM 4500-H+B	LHZ	1	PASI-I		
		SM 4500-S2-D	STS	1	PASI-I		
		HACH 8146	BEP	1	PASI-I		
		EPA 353.2	ZM	2	PASI-I		
		EPA 365.1	YAM	1	PASI-I		
		SM 5310C	ATS	1	PASI-I		
		SM 5310C	ATS	1	PASI-I		
		50344606002	MW-110D	EPA 9056	RID	3	PASI-I
				EPA 6010	DJS	14	PASI-I
				EPA 6010	JPK	3	PASI-I
EPA 6020	CAW			7	PASI-I		
EPA 7470	EAE			1	PASI-I		
EPA 903.1	JLJ			1	PASI-PA		
EPA 904.0	ZPC			1	PASI-PA		
Total Radium Calculation	JAL			1	PASI-PA		
SM 2320B	DAW			3	PASI-I		
SM 2540C	AEL			1	PASI-I		
SM 4500-H+B	LHZ			1	PASI-I		
SM 4500-S2-D	STS			1	PASI-I		
HACH 8146	BEP			1	PASI-I		
EPA 353.2	ZM			2	PASI-I		
EPA 365.1	YAM			1	PASI-I		
SM 5310C	ATS			1	PASI-I		
SM 5310C	ATS			1	PASI-I		
50344606003	MW-106S			EPA 9056	RID	3	PASI-I
				EPA 6010	DJS	14	PASI-I
				EPA 6010	JPK	3	PASI-I

REPORT OF LABORATORY ANALYSIS

This report shall not be reproduced, except in full, without the written consent of Pace Analytical Services, LLC.



SAMPLE ANALYTE COUNT

Project: Harding Street P1R2

Pace Project No.: 50344606

Lab ID	Sample ID	Method	Analysts	Analytes Reported	Laboratory
50344606004	MW-106I	EPA 6020	CAW	7	PASI-I
		EPA 7470	EAE	1	PASI-I
		EPA 903.1	JLJ	1	PASI-PA
		EPA 904.0	ZPC	1	PASI-PA
		Total Radium Calculation	JAL	1	PASI-PA
		SM 2320B	DAW	3	PASI-I
		SM 2540C	AEL	1	PASI-I
		SM 4500-H+B	LHZ	1	PASI-I
		SM 4500-S2-D	STS	1	PASI-I
		HACH 8146	BEP	1	PASI-I
		EPA 353.2	ZM	2	PASI-I
		EPA 365.1	YAM	1	PASI-I
		SM 5310C	ATS	1	PASI-I
		SM 5310C	ATS	1	PASI-I
		EPA 9056	RID	3	PASI-I
		EPA 6010	DJS	14	PASI-I
		EPA 6010	JPK	3	PASI-I
		EPA 6020	CAW	7	PASI-I
		EPA 7470	EAE	1	PASI-I
		EPA 903.1	JLJ	1	PASI-PA
		EPA 904.0	ZPC	1	PASI-PA
		Total Radium Calculation	JAL	1	PASI-PA
		SM 2320B	DAW	3	PASI-I
		SM 2540C	AEL	1	PASI-I
		SM 4500-H+B	LHZ	1	PASI-I
		SM 4500-S2-D	STS	1	PASI-I
		HACH 8146	BEP	1	PASI-I
EPA 353.2	ZM	2	PASI-I		
EPA 365.1	YAM	1	PASI-I		
SM 5310C	ATS	1	PASI-I		
SM 5310C	ATS	1	PASI-I		
50344606005	MW-106D	EPA 9056	RID	3	PASI-I
		EPA 6010	DJS	14	PASI-I
		EPA 6010	JPK	3	PASI-I
		EPA 6020	CAW	7	PASI-I
		EPA 7470	EAE	1	PASI-I
		EPA 903.1	JLJ	1	PASI-PA

REPORT OF LABORATORY ANALYSIS

This report shall not be reproduced, except in full, without the written consent of Pace Analytical Services, LLC.



SAMPLE ANALYTE COUNT

Project: Harding Street P1R2

Pace Project No.: 50344606

Lab ID	Sample ID	Method	Analysts	Analytes Reported	Laboratory
50344606006	PZ-100S	EPA 904.0	ZPC	1	PASI-PA
		Total Radium Calculation	JAL	1	PASI-PA
		SM 2320B	DAW	3	PASI-I
		SM 2540C	AEL	1	PASI-I
		SM 4500-H+B	LHZ	1	PASI-I
		SM 4500-S2-D	STS	1	PASI-I
		HACH 8146	BEP	1	PASI-I
		EPA 353.2	ZM	2	PASI-I
		EPA 365.1	YAM	1	PASI-I
		SM 5310C	ATS	1	PASI-I
		SM 5310C	ATS	1	PASI-I
		EPA 9056	RID	3	PASI-I
		EPA 6010	DJS	14	PASI-I
		EPA 6010	JPK	3	PASI-I
		EPA 6020	CAW	7	PASI-I
		EPA 7470	EAE	1	PASI-I
		EPA 903.1	JLJ	1	PASI-PA
		EPA 904.0	ZPC	1	PASI-PA
		Total Radium Calculation	JAL	1	PASI-PA
		SM 2320B	DAW	3	PASI-I
SM 2540C	AEL	1	PASI-I		
SM 4500-H+B	LHZ	1	PASI-I		
SM 4500-S2-D	BEP	1	PASI-I		
HACH 8146	BEP	1	PASI-I		
EPA 353.2	ZM	2	PASI-I		
EPA 365.1	YAM	1	PASI-I		
SM 5310C	ATS	1	PASI-I		
SM 5310C	ATS	1	PASI-I		
50344606007	PZ-100D	EPA 9056	RID	3	PASI-I
		EPA 6010	DJS	14	PASI-I
		EPA 6010	JPK	3	PASI-I
		EPA 6020	CAW	7	PASI-I
		EPA 7470	EAE	1	PASI-I
		EPA 903.1	JLJ	1	PASI-PA
		EPA 904.0	ZPC	1	PASI-PA
		Total Radium Calculation	JAL	1	PASI-PA
		SM 2320B	DAW	3	PASI-I

REPORT OF LABORATORY ANALYSIS

This report shall not be reproduced, except in full, without the written consent of Pace Analytical Services, LLC.



SAMPLE ANALYTE COUNT

Project: Harding Street P1R2

Pace Project No.: 50344606

Lab ID	Sample ID	Method	Analysts	Analytes Reported	Laboratory
		SM 2540C	AEL	1	PASI-I
		SM 4500-H+B	LHZ	1	PASI-I
		SM 4500-S2-D	BEP	1	PASI-I
		HACH 8146	BEP	1	PASI-I
		EPA 353.2	ZM	2	PASI-I
		EPA 365.1	YAM	1	PASI-I
		SM 5310C	ATS	1	PASI-I
		SM 5310C	ATS	1	PASI-I
50344606008	DUP-5	EPA 9056	RID	3	PASI-I
		EPA 6010	DJS	14	PASI-I
		EPA 6010	JPK	3	PASI-I
		EPA 6020	CAW	7	PASI-I
		EPA 7470	EAE	1	PASI-I
		EPA 903.1	JLJ	1	PASI-PA
		EPA 904.0	ZPC	1	PASI-PA
		Total Radium Calculation	JAL	1	PASI-PA
		SM 2320B	DAW	3	PASI-I
		SM 2540C	AEL	1	PASI-I
		SM 4500-H+B	LHZ	1	PASI-I
		SM 4500-S2-D	BEP	1	PASI-I
		HACH 8146	BEP	1	PASI-I
		EPA 353.2	ZM	2	PASI-I
		EPA 365.1	YAM	1	PASI-I
		SM 5310C	ATS	1	PASI-I
		SM 5310C	ATS	1	PASI-I
50344606009	DUP-6	EPA 9056	RID	3	PASI-I
		EPA 6010	DJS	14	PASI-I
		EPA 6010	JPK	3	PASI-I
		EPA 6020	CAW	7	PASI-I
		EPA 7470	EAE	1	PASI-I
		EPA 903.1	JLJ	1	PASI-PA
		EPA 904.0	ZPC	1	PASI-PA
		Total Radium Calculation	JAL	1	PASI-PA
		SM 2320B	DAW	3	PASI-I
		SM 2540C	AEL	1	PASI-I
		SM 4500-H+B	LHZ	1	PASI-I
		SM 4500-S2-D	BEP	1	PASI-I

REPORT OF LABORATORY ANALYSIS

This report shall not be reproduced, except in full, without the written consent of Pace Analytical Services, LLC.



SAMPLE ANALYTE COUNT

Project: Harding Street P1R2

Pace Project No.: 50344606

Lab ID	Sample ID	Method	Analysts	Analytes Reported	Laboratory
		HACH 8146	BEP	1	PASI-I
		EPA 353.2	ZM	2	PASI-I
		EPA 365.1	YAM	1	PASI-I
		SM 5310C	ATS	1	PASI-I
		SM 5310C	ATS	1	PASI-I

PASI-I = Pace Analytical Services - Indianapolis

PASI-PA = Pace Analytical Services - Greensburg

REPORT OF LABORATORY ANALYSIS

This report shall not be reproduced, except in full,
without the written consent of Pace Analytical Services, LLC.



SUMMARY OF DETECTION

Project: Harding Street P1R2

Pace Project No.: 50344606

Lab Sample ID	Client Sample ID	Result	Units	Report Limit	Analyzed	Qualifiers
Method	Parameters					
50344606001	MW-110S					
EPA 9056	Chloride	98.6	mg/L	2.5	05/24/23 02:28	
EPA 9056	Sulfate	457	mg/L	25.0	05/25/23 23:28	
EPA 6010	Barium	46.6	ug/L	10.0	05/24/23 10:56	
EPA 6010	Boron	1690	ug/L	100	05/24/23 10:56	
EPA 6010	Calcium	227000	ug/L	2000	05/24/23 12:02	
EPA 6010	Iron	6270	ug/L	100	05/24/23 10:56	
EPA 6010	Lithium	21.0	ug/L	20.0	05/24/23 10:56	
EPA 6010	Magnesium	59500	ug/L	1000	05/24/23 10:56	
EPA 6010	Manganese	675	ug/L	10.0	05/24/23 10:56	
EPA 6010	Molybdenum	11.2	ug/L	10.0	05/24/23 10:56	
EPA 6010	Potassium	5740	ug/L	1000	05/24/23 10:56	
EPA 6010	Silica	13300	ug/L	450	05/24/23 10:56	N2
EPA 6010	Sodium	90700	ug/L	1000	05/24/23 10:56	
EPA 6010	Iron, Dissolved	5860	ug/L	100	05/24/23 02:40	
EPA 6010	Manganese, Dissolved	615	ug/L	10.0	05/24/23 02:40	
EPA 6010	Molybdenum, Dissolved	11.8	ug/L	10.0	05/24/23 02:40	
EPA 6020	Arsenic	1.8	ug/L	1.0	05/24/23 23:06	
EPA 903.1	Radium-226	0.726 ± 0.474 (0.486)	pCi/L		06/14/23 15:50	
EPA 904.0	Radium-228	C:NA T:99% 1.05 ± 0.404 (0.587)	pCi/L		06/08/23 13:05	
		C:75% T:92%				
Total Radium Calculation	Total Radium	1.78 ± 0.878 (1.07)	pCi/L		06/14/23 17:56	
SM 2320B	Alkalinity, Total as CaCO3	387	mg/L	10.0	05/18/23 07:39	
SM 2320B	Alkalinity,Bicarbonate (CaCO3)	387	mg/L	10.0	05/18/23 07:39	
SM 2540C	Total Dissolved Solids	1190	mg/L	20.0	05/17/23 13:36	
SM 4500-H+B	pH at 25 Degrees C	6.9	Std. Units	0.10	05/26/23 15:44	H3
HACH 8146	Iron, Ferrous	0.52	mg/L	0.50	05/12/23 12:02	H3,N2
SM 5310C	Total Organic Carbon	1.3	mg/L	1.0	05/23/23 21:20	
SM 5310C	Dissolved Organic Carbon	1.7	mg/L	1.0	05/20/23 00:35	
50344606002	MW-110D					
EPA 9056	Chloride	133	mg/L	25.0	05/24/23 03:05	
EPA 9056	Fluoride	0.23	mg/L	0.10	05/24/23 02:47	
EPA 9056	Sulfate	352	mg/L	25.0	05/24/23 03:05	
EPA 6010	Barium	56.6	ug/L	10.0	05/24/23 10:58	
EPA 6010	Boron	4310	ug/L	100	05/24/23 10:58	
EPA 6010	Calcium	157000	ug/L	1000	05/24/23 10:58	
EPA 6010	Iron	2970	ug/L	100	05/24/23 10:58	
EPA 6010	Lithium	55.9	ug/L	20.0	05/24/23 10:58	
EPA 6010	Magnesium	45400	ug/L	1000	05/24/23 10:58	
EPA 6010	Manganese	276	ug/L	10.0	05/24/23 10:58	
EPA 6010	Molybdenum	141	ug/L	10.0	05/24/23 10:58	
EPA 6010	Potassium	8630	ug/L	1000	05/24/23 10:58	

REPORT OF LABORATORY ANALYSIS

This report shall not be reproduced, except in full,
without the written consent of Pace Analytical Services, LLC.



SUMMARY OF DETECTION

Project: Harding Street P1R2

Pace Project No.: 50344606

Lab Sample ID Method	Client Sample ID Parameters	Result	Units	Report Limit	Analyzed	Qualifiers
50344606002	MW-110D					
EPA 6010	Silica	12200	ug/L	450	05/24/23 10:58	N2
EPA 6010	Sodium	113000	ug/L	1000	05/24/23 10:58	
EPA 6010	Iron, Dissolved	2780	ug/L	100	05/24/23 02:50	
EPA 6010	Manganese, Dissolved	261	ug/L	10.0	05/24/23 02:50	
EPA 6010	Molybdenum, Dissolved	145	ug/L	10.0	05/24/23 02:50	
EPA 6020	Arsenic	1.1	ug/L	1.0	05/24/23 23:09	
EPA 903.1	Radium-226	0.442 ± 0.648 (1.11) C:NA	pCi/L		06/14/23 16:07	
EPA 904.0	Radium-228	T:93% 0.770 ± 0.402 (0.693) C:73% T:85%	pCi/L		06/08/23 13:05	
Total Radium Calculation	Total Radium	1.21 ± 1.05 (1.80)	pCi/L		06/14/23 17:56	
SM 2320B	Alkalinity, Total as CaCO3	251	mg/L	10.0	05/18/23 07:39	
SM 2320B	Alkalinity, Bicarbonate (CaCO3)	251	mg/L	10.0	05/18/23 07:39	
SM 2540C	Total Dissolved Solids	960	mg/L	20.0	05/17/23 13:37	
SM 4500-H+B	pH at 25 Degrees C	7.4	Std. Units	0.10	05/26/23 15:46	H3
SM 5310C	Total Organic Carbon	1.4	mg/L	1.0	05/24/23 11:58	
50344606003	MW-106S					
EPA 9056	Chloride	35.5	mg/L	2.5	05/24/23 03:43	
EPA 9056	Fluoride	0.46	mg/L	0.10	05/24/23 03:24	
EPA 9056	Sulfate	470	mg/L	25.0	05/24/23 04:02	
EPA 6010	Barium	18.1	ug/L	10.0	05/24/23 11:01	
EPA 6010	Boron	332	ug/L	100	05/24/23 11:01	
EPA 6010	Calcium	180000	ug/L	1000	05/24/23 11:01	
EPA 6010	Iron	251	ug/L	100	05/24/23 11:01	
EPA 6010	Magnesium	65700	ug/L	1000	05/24/23 11:01	
EPA 6010	Manganese	577	ug/L	10.0	05/24/23 11:01	
EPA 6010	Molybdenum	16.4	ug/L	10.0	05/24/23 11:01	
EPA 6010	Potassium	5270	ug/L	1000	05/24/23 11:01	
EPA 6010	Silica	7130	ug/L	450	05/24/23 11:01	N2
EPA 6010	Sodium	17100	ug/L	1000	05/24/23 11:01	
EPA 6010	Manganese, Dissolved	523	ug/L	10.0	05/24/23 02:53	
EPA 6010	Molybdenum, Dissolved	16.9	ug/L	10.0	05/24/23 02:53	
EPA 6020	Selenium	1.0	ug/L	1.0	05/24/23 23:19	
EPA 903.1	Radium-226	0.000 ± 0.363 (0.814) C:NA T:95%	pCi/L		06/14/23 16:07	
EPA 904.0	Radium-228	0.839 ± 0.443 (0.801) C:74% T:90%	pCi/L		06/08/23 13:05	

REPORT OF LABORATORY ANALYSIS

This report shall not be reproduced, except in full,
without the written consent of Pace Analytical Services, LLC.



SUMMARY OF DETECTION

Project: Harding Street P1R2

Pace Project No.: 50344606

Lab Sample ID	Client Sample ID	Result	Units	Report Limit	Analyzed	Qualifiers
Method	Parameters					
50344606003	MW-106S					
Total Radium Calculation	Total Radium	0.839 ± 0.806 (1.62)	pCi/L		06/14/23 17:56	
SM 2320B	Alkalinity, Total as CaCO3	193	mg/L	10.0	05/18/23 07:39	
SM 2320B	Alkalinity,Bicarbonate (CaCO3)	193	mg/L	10.0	05/18/23 07:39	
SM 2540C	Total Dissolved Solids	890	mg/L	20.0	05/17/23 13:37	
SM 4500-H+B	pH at 25 Degrees C	7.5	Std. Units	0.10	05/26/23 15:46	H3
EPA 353.2	Nitrogen, Nitrate	0.35	mg/L	0.10	05/11/23 21:07	
SM 5310C	Dissolved Organic Carbon	1.1	mg/L	1.0	05/20/23 00:58	
50344606004	MW-106I					
EPA 9056	Chloride	206	mg/L	25.0	05/24/23 04:40	
EPA 9056	Fluoride	0.34	mg/L	0.10	05/24/23 04:21	
EPA 9056	Sulfate	589	mg/L	25.0	05/24/23 04:40	
EPA 6010	Barium	61.4	ug/L	10.0	05/24/23 11:03	
EPA 6010	Boron	11900	ug/L	100	05/24/23 11:03	
EPA 6010	Calcium	229000	ug/L	2000	05/24/23 12:04	
EPA 6010	Iron	5570	ug/L	100	05/24/23 11:03	
EPA 6010	Lithium	82.5	ug/L	20.0	05/24/23 11:03	
EPA 6010	Magnesium	45600	ug/L	1000	05/24/23 11:03	
EPA 6010	Manganese	388	ug/L	10.0	05/24/23 11:03	
EPA 6010	Molybdenum	358	ug/L	10.0	05/24/23 11:03	
EPA 6010	Potassium	15700	ug/L	1000	05/24/23 11:03	
EPA 6010	Silica	14500	ug/L	450	05/24/23 11:03	N2
EPA 6010	Sodium	187000	ug/L	1000	05/24/23 11:03	
EPA 6010	Iron, Dissolved	5080	ug/L	100	05/24/23 02:55	
EPA 6010	Manganese, Dissolved	349	ug/L	10.0	05/24/23 02:55	
EPA 6010	Molybdenum, Dissolved	355	ug/L	10.0	05/24/23 02:55	
EPA 6020	Arsenic	122	ug/L	1.0	05/24/23 23:22	
EPA 903.1	Radium-226	0.861 ± 0.637 (0.862)	pCi/L		06/14/23 16:07	
EPA 904.0	Radium-228	C:NA T:92% 0.275 ± 0.337 (0.713) C:79% T:88%	pCi/L		06/08/23 13:06	
Total Radium Calculation	Total Radium	1.14 ± 0.974 (1.58)	pCi/L		06/14/23 17:56	
SM 2320B	Alkalinity, Total as CaCO3	243	mg/L	10.0	05/18/23 07:39	
SM 2320B	Alkalinity,Bicarbonate (CaCO3)	243	mg/L	10.0	05/18/23 07:39	
SM 2540C	Total Dissolved Solids	1430	mg/L	20.0	05/17/23 13:37	
SM 4500-H+B	pH at 25 Degrees C	7.4	Std. Units	0.10	05/26/23 15:47	H3
HACH 8146	Iron, Ferrous	0.44	mg/L	0.20	05/12/23 12:03	H3,N2
EPA 365.1	Phosphate as P04	0.87	mg/L	0.15	05/25/23 16:27	
50344606005	MW-106D					
EPA 9056	Chloride	249	mg/L	25.0	05/24/23 05:55	

REPORT OF LABORATORY ANALYSIS

This report shall not be reproduced, except in full,
without the written consent of Pace Analytical Services, LLC.



SUMMARY OF DETECTION

Project: Harding Street P1R2

Pace Project No.: 50344606

Lab Sample ID	Client Sample ID	Result	Units	Report Limit	Analyzed	Qualifiers
Method	Parameters					
50344606005	MW-106D					
EPA 9056	Fluoride	0.30	mg/L	0.10	05/24/23 05:36	
EPA 9056	Sulfate	685	mg/L	25.0	05/24/23 05:55	
EPA 6010	Barium	30.6	ug/L	10.0	05/24/23 11:06	
EPA 6010	Boron	12200	ug/L	100	05/24/23 11:06	
EPA 6010	Calcium	250000	ug/L	2000	05/24/23 12:07	
EPA 6010	Iron	4090	ug/L	100	05/24/23 11:06	
EPA 6010	Lithium	87.6	ug/L	20.0	05/24/23 11:06	
EPA 6010	Magnesium	54100	ug/L	1000	05/24/23 11:06	
EPA 6010	Manganese	340	ug/L	10.0	05/24/23 11:06	
EPA 6010	Molybdenum	205	ug/L	10.0	05/24/23 11:06	
EPA 6010	Potassium	13900	ug/L	1000	05/24/23 11:06	
EPA 6010	Silica	14800	ug/L	450	05/24/23 11:06	N2
EPA 6010	Sodium	195000	ug/L	1000	05/24/23 11:06	
EPA 6010	Iron, Dissolved	3880	ug/L	100	05/24/23 03:01	
EPA 6010	Manganese, Dissolved	329	ug/L	10.0	05/24/23 03:01	
EPA 6010	Molybdenum, Dissolved	210	ug/L	10.0	05/24/23 03:01	
EPA 6020	Arsenic	161	ug/L	1.0	05/24/23 23:26	
EPA 903.1	Radium-226	0.366 ± 0.432 (0.679)	pCi/L		06/14/23 16:07	
EPA 904.0	Radium-228	C:NA T:95% 0.457 ± 0.318 (0.605)	pCi/L		06/08/23 13:06	
		C:80% T:90%				
Total Radium Calculation	Total Radium	0.823 ± 0.750 (1.28)	pCi/L		06/14/23 17:56	
SM 2320B	Alkalinity, Total as CaCO3	236	mg/L	10.0	05/18/23 07:39	
SM 2320B	Alkalinity,Bicarbonate (CaCO3)	236	mg/L	10.0	05/18/23 07:39	
SM 2540C	Total Dissolved Solids	1540	mg/L	40.0	05/17/23 13:38	
SM 4500-H+B	pH at 25 Degrees C	7.5	Std. Units	0.10	05/26/23 15:48	H3
EPA 365.1	Phosphate as P04	0.85	mg/L	0.15	05/25/23 16:28	
50344606006	PZ-100S					
EPA 9056	Chloride	217	mg/L	25.0	05/24/23 06:33	
EPA 9056	Fluoride	1.6	mg/L	0.10	05/24/23 06:14	
EPA 9056	Sulfate	454	mg/L	25.0	05/24/23 06:33	
EPA 6010	Barium	25.6	ug/L	10.0	05/24/23 11:13	
EPA 6010	Boron	1680	ug/L	100	05/24/23 11:13	
EPA 6010	Calcium	176000	ug/L	1000	05/24/23 11:13	
EPA 6010	Iron	1440	ug/L	100	05/24/23 11:13	
EPA 6010	Lithium	45.8	ug/L	20.0	05/24/23 11:13	
EPA 6010	Magnesium	55400	ug/L	1000	05/24/23 11:13	
EPA 6010	Manganese	339	ug/L	10.0	05/24/23 11:13	
EPA 6010	Molybdenum	108	ug/L	10.0	05/24/23 11:13	
EPA 6010	Potassium	9680	ug/L	1000	05/24/23 11:13	
EPA 6010	Silica	14900	ug/L	450	05/24/23 11:13	N2
EPA 6010	Sodium	176000	ug/L	1000	05/24/23 11:13	

REPORT OF LABORATORY ANALYSIS

This report shall not be reproduced, except in full,
without the written consent of Pace Analytical Services, LLC.



SUMMARY OF DETECTION

Project: Harding Street P1R2

Pace Project No.: 50344606

Lab Sample ID	Client Sample ID	Result	Units	Report Limit	Analyzed	Qualifiers
Method	Parameters					
50344606006	PZ-100S					
EPA 6010	Iron, Dissolved	1450	ug/L	100	05/24/23 03:03	
EPA 6010	Manganese, Dissolved	342	ug/L	10.0	05/24/23 03:03	
EPA 6010	Molybdenum, Dissolved	115	ug/L	10.0	05/24/23 03:03	
EPA 6020	Arsenic	1.9	ug/L	1.0	05/24/23 23:29	
EPA 903.1	Radium-226	0.273 ± 0.464 (0.819)	pCi/L		06/14/23 16:07	
EPA 904.0	Radium-228	C:NA T:94% 0.904 ± 0.399 (0.643)	pCi/L		06/08/23 13:06	
		C:75% T:92%				
Total Radium Calculation	Total Radium	1.18 ± 0.863 (1.46)	pCi/L		06/14/23 17:56	
SM 2320B	Alkalinity, Total as CaCO3	321	mg/L	10.0	05/18/23 07:39	
SM 2320B	Alkalinity, Bicarbonate (CaCO3)	321	mg/L	10.0	05/18/23 07:39	
SM 2540C	Total Dissolved Solids	1280	mg/L	20.0	05/17/23 13:38	
SM 4500-H+B	pH at 25 Degrees C	7.7	Std. Units	0.10	05/26/23 15:48	H3
HACH 8146	Iron, Ferrous	1.2	mg/L	0.20	05/12/23 12:02	H3,N2
50344606007	PZ-100D					
EPA 9056	Chloride	171	mg/L	25.0	05/24/23 07:11	
EPA 9056	Fluoride	0.60	mg/L	0.10	05/24/23 06:52	
EPA 9056	Sulfate	609	mg/L	25.0	05/24/23 07:11	
EPA 6010	Barium	56.1	ug/L	10.0	05/24/23 11:11	
EPA 6010	Boron	6730	ug/L	100	05/24/23 11:11	
EPA 6010	Calcium	229000	ug/L	2000	05/24/23 12:09	
EPA 6010	Iron	3090	ug/L	100	05/24/23 11:11	
EPA 6010	Lithium	69.9	ug/L	20.0	05/24/23 11:11	
EPA 6010	Magnesium	59500	ug/L	1000	05/24/23 11:11	
EPA 6010	Manganese	211	ug/L	10.0	05/24/23 11:11	
EPA 6010	Molybdenum	126	ug/L	10.0	05/24/23 11:11	
EPA 6010	Potassium	11500	ug/L	1000	05/24/23 11:11	
EPA 6010	Silica	11900	ug/L	450	05/24/23 11:11	N2
EPA 6010	Sodium	146000	ug/L	1000	05/24/23 11:11	
EPA 6010	Iron, Dissolved	3120	ug/L	100	05/24/23 03:05	
EPA 6010	Manganese, Dissolved	211	ug/L	10.0	05/24/23 03:05	
EPA 6010	Molybdenum, Dissolved	133	ug/L	10.0	05/24/23 03:05	
EPA 6020	Arsenic	126	ug/L	1.0	05/24/23 23:39	
EPA 903.1	Radium-226	0.749 ± 0.629 (0.899)	pCi/L		06/14/23 16:07	
EPA 904.0	Radium-228	C:NA T:94% 0.628 ± 0.401 (0.757)	pCi/L		06/08/23 13:06	
		C:75% T:90%				

REPORT OF LABORATORY ANALYSIS

This report shall not be reproduced, except in full,
without the written consent of Pace Analytical Services, LLC.



SUMMARY OF DETECTION

Project: Harding Street P1R2

Pace Project No.: 50344606

Lab Sample ID	Client Sample ID	Result	Units	Report Limit	Analyzed	Qualifiers
Method	Parameters					
50344606007	PZ-100D					
Total Radium Calculation	Total Radium	1.38 ± 1.03 (1.66)	pCi/L		06/14/23 17:56	
SM 2320B	Alkalinity, Total as CaCO3	254	mg/L	10.0	05/18/23 07:39	
SM 2320B	Alkalinity,Bicarbonate (CaCO3)	254	mg/L	10.0	05/18/23 07:39	
SM 2540C	Total Dissolved Solids	1400	mg/L	20.0	05/17/23 13:38	
SM 4500-H+B	pH at 25 Degrees C	8.1	Std. Units	0.10	05/26/23 15:49	H3
EPA 353.2	Nitrogen, Nitrate	0.16	mg/L	0.10	05/11/23 21:01	
EPA 365.1	Phosphate as P04	0.52	mg/L	0.15	05/25/23 16:29	
50344606008	DUP-5					
EPA 9056	Chloride	254	mg/L	25.0	05/24/23 07:49	
EPA 9056	Fluoride	0.30	mg/L	0.10	05/24/23 07:30	
EPA 9056	Sulfate	686	mg/L	25.0	05/24/23 07:49	
EPA 6010	Barium	30.7	ug/L	10.0	05/24/23 11:16	
EPA 6010	Boron	12100	ug/L	100	05/24/23 11:16	
EPA 6010	Calcium	253000	ug/L	2000	05/24/23 12:12	
EPA 6010	Iron	3990	ug/L	100	05/24/23 11:16	
EPA 6010	Lithium	88.5	ug/L	20.0	05/24/23 11:16	
EPA 6010	Magnesium	53600	ug/L	1000	05/24/23 11:16	
EPA 6010	Manganese	332	ug/L	10.0	05/24/23 11:16	
EPA 6010	Molybdenum	204	ug/L	10.0	05/24/23 11:16	
EPA 6010	Potassium	13900	ug/L	1000	05/24/23 11:16	
EPA 6010	Silica	14700	ug/L	450	05/24/23 11:16	N2
EPA 6010	Sodium	196000	ug/L	1000	05/24/23 11:16	
EPA 6010	Iron, Dissolved	3980	ug/L	100	05/24/23 03:07	
EPA 6010	Manganese, Dissolved	335	ug/L	10.0	05/24/23 03:07	
EPA 6010	Molybdenum, Dissolved	209	ug/L	10.0	05/24/23 03:07	
EPA 6020	Arsenic	159	ug/L	1.0	05/24/23 23:42	
EPA 903.1	Radium-226	0.384 ± 0.453 (0.713)	pCi/L		06/14/23 16:07	
EPA 904.0	Radium-228	0.710 ± 0.403 (0.734) C:77% T:84%	pCi/L		06/08/23 13:07	
Total Radium Calculation	Total Radium	1.09 ± 0.856 (1.45)	pCi/L		06/14/23 17:56	
SM 2320B	Alkalinity, Total as CaCO3	236	mg/L	10.0	05/18/23 07:39	
SM 2320B	Alkalinity,Bicarbonate (CaCO3)	236	mg/L	10.0	05/18/23 07:39	
SM 2540C	Total Dissolved Solids	1590	mg/L	40.0	05/17/23 13:39	
SM 4500-H+B	pH at 25 Degrees C	7.7	Std. Units	0.10	05/26/23 15:50	H3
EPA 365.1	Phosphate as P04	0.67	mg/L	0.15	05/25/23 16:29	
50344606009	DUP-6					
EPA 9056	Chloride	106	mg/L	2.5	05/24/23 08:26	
EPA 9056	Fluoride	0.16	mg/L	0.10	05/24/23 08:07	
EPA 9056	Sulfate	424	mg/L	25.0	05/25/23 23:47	

REPORT OF LABORATORY ANALYSIS

This report shall not be reproduced, except in full,
without the written consent of Pace Analytical Services, LLC.



SUMMARY OF DETECTION

Project: Harding Street P1R2
 Pace Project No.: 50344606

Lab Sample ID	Client Sample ID	Result	Units	Report Limit	Analyzed	Qualifiers
Method	Parameters					
50344606009	DUP-6					
EPA 6010	Barium	46.2	ug/L	10.0	05/24/23 11:23	
EPA 6010	Boron	1720	ug/L	100	05/24/23 11:23	
EPA 6010	Calcium	227000	ug/L	2000	05/24/23 12:14	
EPA 6010	Iron	6300	ug/L	100	05/24/23 11:23	
EPA 6010	Magnesium	60300	ug/L	1000	05/24/23 11:23	
EPA 6010	Manganese	684	ug/L	10.0	05/24/23 11:23	
EPA 6010	Molybdenum	11.1	ug/L	10.0	05/24/23 11:23	
EPA 6010	Potassium	5750	ug/L	1000	05/24/23 11:23	
EPA 6010	Silica	13400	ug/L	450	05/24/23 11:23	N2
EPA 6010	Sodium	92000	ug/L	1000	05/24/23 11:23	
EPA 6010	Iron, Dissolved	6160	ug/L	100	05/24/23 03:33	
EPA 6010	Manganese, Dissolved	644	ug/L	10.0	05/24/23 03:33	
EPA 6010	Molybdenum, Dissolved	11.2	ug/L	10.0	05/24/23 03:33	
EPA 6020	Arsenic	1.8	ug/L	1.0	05/24/23 23:45	
EPA 903.1	Radium-226	0.158 ± 0.659 (1.26) C:NA T:98%	pCi/L		06/14/23 16:07	
EPA 904.0	Radium-228	0.579 ± 0.357 (0.659) C:74% T:91%	pCi/L		06/08/23 13:07	
Total Radium Calculation	Total Radium	0.737 ± 1.02 (1.92)	pCi/L		06/14/23 17:56	
SM 2320B	Alkalinity, Total as CaCO3	387	mg/L	10.0	05/18/23 07:39	
SM 2320B	Alkalinity,Bicarbonate (CaCO3)	387	mg/L	10.0	05/18/23 07:39	
SM 2540C	Total Dissolved Solids	1190	mg/L	20.0	05/17/23 13:39	
SM 4500-H+B	pH at 25 Degrees C	7.5	Std. Units	0.10	05/26/23 15:50	H3
HACH 8146	Iron, Ferrous	0.89	mg/L	0.50	05/12/23 12:01	H3,N2
SM 5310C	Total Organic Carbon	1.6	mg/L	1.0	05/24/23 14:37	
SM 5310C	Dissolved Organic Carbon	1.7	mg/L	1.0	05/20/23 05:29	

REPORT OF LABORATORY ANALYSIS

This report shall not be reproduced, except in full,
 without the written consent of Pace Analytical Services, LLC.



ANALYTICAL RESULTS

Project: Harding Street P1R2

Pace Project No.: 50344606

Sample: MW-110S **Lab ID: 50344606001** Collected: 05/11/23 10:55 Received: 05/11/23 17:00 Matrix: Water

Parameters	Results	Units	Report			Prepared	Analyzed	CAS No.	Qual
			Limit	MDL	DF				
9056 IC Anions									
Analytical Method: EPA 9056									
Pace Analytical Services - Indianapolis									
Chloride	98.6	mg/L	2.5	0.67	10		05/24/23 02:28	16887-00-6	
Fluoride	ND	mg/L	0.10	0.017	1		05/24/23 02:09	16984-48-8	
Sulfate	457	mg/L	25.0	8.5	100		05/25/23 23:28	14808-79-8	
6010 MET ICP									
Analytical Method: EPA 6010 Preparation Method: EPA 3010									
Pace Analytical Services - Indianapolis									
Aluminum	ND	ug/L	200	54.4	1	05/22/23 08:44	05/24/23 10:56	7429-90-5	
Barium	46.6	ug/L	10.0	1.3	1	05/22/23 08:44	05/24/23 10:56	7440-39-3	
Boron	1690	ug/L	100	61.4	1	05/22/23 08:44	05/24/23 10:56	7440-42-8	
Cadmium	ND	ug/L	2.0	0.48	1	05/22/23 08:44	05/24/23 10:56	7440-43-9	
Calcium	227000	ug/L	2000	177	2	05/22/23 08:44	05/24/23 12:02	7440-70-2	
Iron	6270	ug/L	100	48.8	1	05/22/23 08:44	05/24/23 10:56	7439-89-6	
Lead	ND	ug/L	10.0	3.9	1	05/22/23 08:44	05/24/23 10:56	7439-92-1	
Lithium	21.0	ug/L	20.0	6.2	1	05/22/23 08:44	05/24/23 10:56	7439-93-2	
Magnesium	59500	ug/L	1000	43.0	1	05/22/23 08:44	05/24/23 10:56	7439-95-4	
Manganese	675	ug/L	10.0	5.4	1	05/22/23 08:44	05/24/23 10:56	7439-96-5	
Molybdenum	11.2	ug/L	10.0	2.0	1	05/22/23 08:44	05/24/23 10:56	7439-98-7	
Potassium	5740	ug/L	1000	200	1	05/22/23 08:44	05/24/23 10:56	7440-09-7	
Silica	13300	ug/L	450		1	05/22/23 08:44	05/24/23 10:56	7631-86-9	N2
Sodium	90700	ug/L	1000	284	1	05/22/23 08:44	05/24/23 10:56	7440-23-5	
6010 MET ICP, Dissolved									
Analytical Method: EPA 6010 Preparation Method: EPA 3010									
Pace Analytical Services - Indianapolis									
Iron, Dissolved	5860	ug/L	100	48.8	1	05/23/23 08:32	05/24/23 02:40	7439-89-6	
Manganese, Dissolved	615	ug/L	10.0	2.5	1	05/23/23 08:32	05/24/23 02:40	7439-96-5	
Molybdenum, Dissolved	11.8	ug/L	10.0	3.7	1	05/23/23 08:32	05/24/23 02:40	7439-98-7	
6020 MET ICPMS									
Analytical Method: EPA 6020 Preparation Method: EPA 200.2									
Pace Analytical Services - Indianapolis									
Antimony	ND	ug/L	1.0	0.036	1	05/24/23 07:35	05/24/23 23:06	7440-36-0	
Arsenic	1.8	ug/L	1.0	0.053	1	05/24/23 07:35	05/24/23 23:06	7440-38-2	
Beryllium	ND	ug/L	0.20	0.028	1	05/24/23 07:35	05/24/23 23:06	7440-41-7	
Chromium	ND	ug/L	10.0	0.13	1	05/24/23 07:35	05/24/23 23:06	7440-47-3	
Cobalt	ND	ug/L	1.0	0.032	1	05/24/23 07:35	05/24/23 23:06	7440-48-4	
Selenium	ND	ug/L	1.0	0.23	1	05/24/23 07:35	05/24/23 23:06	7782-49-2	
Thallium	ND	ug/L	1.0	0.033	1	05/24/23 07:35	05/24/23 23:06	7440-28-0	
7470 Mercury									
Analytical Method: EPA 7470 Preparation Method: EPA 7470									
Pace Analytical Services - Indianapolis									
Mercury	ND	ug/L	0.20	0.091	1	05/22/23 10:07	05/22/23 18:07	7439-97-6	
2320B Alkalinity									
Analytical Method: SM 2320B									
Pace Analytical Services - Indianapolis									
Alkalinity, Total as CaCO3	387	mg/L	10.0	10.0	1		05/18/23 07:39		

REPORT OF LABORATORY ANALYSIS

This report shall not be reproduced, except in full,
without the written consent of Pace Analytical Services, LLC.



ANALYTICAL RESULTS

Project: Harding Street P1R2

Pace Project No.: 50344606

Parameters	Results	Units	Report Limit	MDL	DF	Prepared	Analyzed	CAS No.	Qual
Sample: MW-110S									
Lab ID: 50344606001									
Collected: 05/11/23 10:55									
Received: 05/11/23 17:00									
Matrix: Water									
2320B Alkalinity									
Analytical Method: SM 2320B									
Pace Analytical Services - Indianapolis									
Alkalinity,Bicarbonate (CaCO3)	387	mg/L	10.0	10.0	1		05/18/23 07:39		
Alkalinity,Carbonate (CaCO3)	ND	mg/L	10.0	10.0	1		05/18/23 07:39		
2540C Total Dissolved Solids									
Analytical Method: SM 2540C									
Pace Analytical Services - Indianapolis									
Total Dissolved Solids	1190	mg/L	20.0	20.0	1		05/17/23 13:36		
4500H+ pH, Electrometric									
Analytical Method: SM 4500-H+B									
Pace Analytical Services - Indianapolis									
pH at 25 Degrees C	6.9	Std. Units	0.10	0.10	1		05/26/23 15:44		H3
4500S2D Sulfide Water									
Analytical Method: SM 4500-S2-D									
Pace Analytical Services - Indianapolis									
Sulfide	ND	mg/L	0.10	0.025	1		05/12/23 15:21	18496-25-8	
Iron, Ferrous									
Analytical Method: HACH 8146									
Pace Analytical Services - Indianapolis									
Iron, Ferrous	0.52	mg/L	0.50	0.088	2.5		05/12/23 12:02	15438-31-0	H3,N2
353.2 Nitrogen, NO2/NO3 unpres									
Analytical Method: EPA 353.2									
Pace Analytical Services - Indianapolis									
Nitrogen, Nitrate	ND	mg/L	0.10	0.011	1		05/11/23 20:59	14797-55-8	
Nitrogen, Nitrite	ND	mg/L	0.10	0.0040	1		05/11/23 20:59	14797-65-0	
365.1 Total Phosphorus									
Analytical Method: EPA 365.1 Preparation Method: EPA 365.1									
Pace Analytical Services - Indianapolis									
Phosphate as P04	ND	mg/L	0.15	0.15	1	05/18/23 10:30	05/25/23 13:51		
5310C TOC									
Analytical Method: SM 5310C									
Pace Analytical Services - Indianapolis									
Total Organic Carbon	1.3	mg/L	1.0	0.24	1		05/23/23 21:20	7440-44-0	
5310C Dissolved Organic Carbon									
Analytical Method: SM 5310C									
Pace Analytical Services - Indianapolis									
Dissolved Organic Carbon	1.7	mg/L	1.0	0.24	1		05/20/23 00:35		

REPORT OF LABORATORY ANALYSIS

This report shall not be reproduced, except in full,
without the written consent of Pace Analytical Services, LLC.



ANALYTICAL RESULTS

Project: Harding Street P1R2
 Pace Project No.: 50344606

Sample: MW-110D **Lab ID: 50344606002** Collected: 05/11/23 14:26 Received: 05/11/23 17:00 Matrix: Water

Parameters	Results	Units	Report Limit	MDL	DF	Prepared	Analyzed	CAS No.	Qual
9056 IC Anions									
Analytical Method: EPA 9056									
Pace Analytical Services - Indianapolis									
Chloride	133	mg/L	25.0	6.7	100		05/24/23 03:05	16887-00-6	
Fluoride	0.23	mg/L	0.10	0.017	1		05/24/23 02:47	16984-48-8	
Sulfate	352	mg/L	25.0	8.5	100		05/24/23 03:05	14808-79-8	
6010 MET ICP									
Analytical Method: EPA 6010 Preparation Method: EPA 3010									
Pace Analytical Services - Indianapolis									
Aluminum	ND	ug/L	200	54.4	1	05/22/23 08:44	05/24/23 10:58	7429-90-5	
Barium	56.6	ug/L	10.0	1.3	1	05/22/23 08:44	05/24/23 10:58	7440-39-3	
Boron	4310	ug/L	100	61.4	1	05/22/23 08:44	05/24/23 10:58	7440-42-8	
Cadmium	ND	ug/L	2.0	0.48	1	05/22/23 08:44	05/24/23 10:58	7440-43-9	
Calcium	157000	ug/L	1000	88.4	1	05/22/23 08:44	05/24/23 10:58	7440-70-2	
Iron	2970	ug/L	100	48.8	1	05/22/23 08:44	05/24/23 10:58	7439-89-6	
Lead	ND	ug/L	10.0	3.9	1	05/22/23 08:44	05/24/23 10:58	7439-92-1	
Lithium	55.9	ug/L	20.0	6.2	1	05/22/23 08:44	05/24/23 10:58	7439-93-2	
Magnesium	45400	ug/L	1000	43.0	1	05/22/23 08:44	05/24/23 10:58	7439-95-4	
Manganese	276	ug/L	10.0	5.4	1	05/22/23 08:44	05/24/23 10:58	7439-96-5	
Molybdenum	141	ug/L	10.0	2.0	1	05/22/23 08:44	05/24/23 10:58	7439-98-7	
Potassium	8630	ug/L	1000	200	1	05/22/23 08:44	05/24/23 10:58	7440-09-7	
Silica	12200	ug/L	450		1	05/22/23 08:44	05/24/23 10:58	7631-86-9	N2
Sodium	113000	ug/L	1000	284	1	05/22/23 08:44	05/24/23 10:58	7440-23-5	
6010 MET ICP, Dissolved									
Analytical Method: EPA 6010 Preparation Method: EPA 3010									
Pace Analytical Services - Indianapolis									
Iron, Dissolved	2780	ug/L	100	48.8	1	05/23/23 08:32	05/24/23 02:50	7439-89-6	
Manganese, Dissolved	261	ug/L	10.0	2.5	1	05/23/23 08:32	05/24/23 02:50	7439-96-5	
Molybdenum, Dissolved	145	ug/L	10.0	3.7	1	05/23/23 08:32	05/24/23 02:50	7439-98-7	
6020 MET ICPMS									
Analytical Method: EPA 6020 Preparation Method: EPA 200.2									
Pace Analytical Services - Indianapolis									
Antimony	ND	ug/L	1.0	0.036	1	05/24/23 07:35	05/24/23 23:09	7440-36-0	
Arsenic	1.1	ug/L	1.0	0.053	1	05/24/23 07:35	05/24/23 23:09	7440-38-2	
Beryllium	ND	ug/L	0.20	0.028	1	05/24/23 07:35	05/24/23 23:09	7440-41-7	
Chromium	ND	ug/L	10.0	0.13	1	05/24/23 07:35	05/24/23 23:09	7440-47-3	
Cobalt	ND	ug/L	1.0	0.032	1	05/24/23 07:35	05/24/23 23:09	7440-48-4	
Selenium	ND	ug/L	1.0	0.23	1	05/24/23 07:35	05/24/23 23:09	7782-49-2	
Thallium	ND	ug/L	1.0	0.033	1	05/24/23 07:35	05/24/23 23:09	7440-28-0	
7470 Mercury									
Analytical Method: EPA 7470 Preparation Method: EPA 7470									
Pace Analytical Services - Indianapolis									
Mercury	ND	ug/L	0.20	0.091	1	05/22/23 10:07	05/22/23 18:09	7439-97-6	
2320B Alkalinity									
Analytical Method: SM 2320B									
Pace Analytical Services - Indianapolis									
Alkalinity, Total as CaCO3	251	mg/L	10.0	10.0	1		05/18/23 07:39		

REPORT OF LABORATORY ANALYSIS

This report shall not be reproduced, except in full,
 without the written consent of Pace Analytical Services, LLC.



ANALYTICAL RESULTS

Project: Harding Street P1R2
 Pace Project No.: 50344606

Sample: MW-110D Lab ID: 50344606002 Collected: 05/11/23 14:26 Received: 05/11/23 17:00 Matrix: Water									
Parameters	Results	Units	Report Limit	MDL	DF	Prepared	Analyzed	CAS No.	Qual
2320B Alkalinity									
Analytical Method: SM 2320B Pace Analytical Services - Indianapolis									
Alkalinity,Bicarbonate (CaCO3)	251	mg/L	10.0	10.0	1		05/18/23 07:39		
Alkalinity,Carbonate (CaCO3)	ND	mg/L	10.0	10.0	1		05/18/23 07:39		
2540C Total Dissolved Solids									
Analytical Method: SM 2540C Pace Analytical Services - Indianapolis									
Total Dissolved Solids	960	mg/L	20.0	20.0	1		05/17/23 13:37		
4500H+ pH, Electrometric									
Analytical Method: SM 4500-H+B Pace Analytical Services - Indianapolis									
pH at 25 Degrees C	7.4	Std. Units	0.10	0.10	1		05/26/23 15:46		H3
4500S2D Sulfide Water									
Analytical Method: SM 4500-S2-D Pace Analytical Services - Indianapolis									
Sulfide	ND	mg/L	0.10	0.025	1		05/12/23 15:21	18496-25-8	
Iron, Ferrous									
Analytical Method: HACH 8146 Pace Analytical Services - Indianapolis									
Iron, Ferrous	ND	mg/L	0.20	0.035	1		05/12/23 12:04	15438-31-0	H3,N2
353.2 Nitrogen, NO2/NO3 unpres									
Analytical Method: EPA 353.2 Pace Analytical Services - Indianapolis									
Nitrogen, Nitrate	ND	mg/L	0.10	0.011	1		05/11/23 22:01	14797-55-8	
Nitrogen, Nitrite	ND	mg/L	0.10	0.0040	1		05/11/23 22:01	14797-65-0	
365.1 Total Phosphorus									
Analytical Method: EPA 365.1 Preparation Method: EPA 365.1 Pace Analytical Services - Indianapolis									
Phosphate as P04	ND	mg/L	0.15	0.15	1	05/18/23 10:30	05/25/23 13:52		
5310C TOC									
Analytical Method: SM 5310C Pace Analytical Services - Indianapolis									
Total Organic Carbon	1.4	mg/L	1.0	0.24	1		05/24/23 11:58	7440-44-0	
5310C Dissolved Organic Carbon									
Analytical Method: SM 5310C Pace Analytical Services - Indianapolis									
Dissolved Organic Carbon	ND	mg/L	4.0	0.94	4		05/22/23 13:53		D3

REPORT OF LABORATORY ANALYSIS

This report shall not be reproduced, except in full,
 without the written consent of Pace Analytical Services, LLC.



ANALYTICAL RESULTS

Project: Harding Street P1R2

Pace Project No.: 50344606

Sample: MW-106S Lab ID: 50344606003 Collected: 05/11/23 14:06 Received: 05/11/23 17:00 Matrix: Water

Parameters	Results	Units	Report			Prepared	Analyzed	CAS No.	Qual
			Limit	MDL	DF				
9056 IC Anions									
Analytical Method: EPA 9056									
Pace Analytical Services - Indianapolis									
Chloride	35.5	mg/L	2.5	0.67	10		05/24/23 03:43	16887-00-6	
Fluoride	0.46	mg/L	0.10	0.017	1		05/24/23 03:24	16984-48-8	
Sulfate	470	mg/L	25.0	8.5	100		05/24/23 04:02	14808-79-8	
6010 MET ICP									
Analytical Method: EPA 6010 Preparation Method: EPA 3010									
Pace Analytical Services - Indianapolis									
Aluminum	ND	ug/L	200	54.4	1	05/22/23 08:44	05/24/23 11:01	7429-90-5	
Barium	18.1	ug/L	10.0	1.3	1	05/22/23 08:44	05/24/23 11:01	7440-39-3	
Boron	332	ug/L	100	61.4	1	05/22/23 08:44	05/24/23 11:01	7440-42-8	
Cadmium	ND	ug/L	2.0	0.48	1	05/22/23 08:44	05/24/23 11:01	7440-43-9	
Calcium	180000	ug/L	1000	88.4	1	05/22/23 08:44	05/24/23 11:01	7440-70-2	
Iron	251	ug/L	100	48.8	1	05/22/23 08:44	05/24/23 11:01	7439-89-6	
Lead	ND	ug/L	10.0	3.9	1	05/22/23 08:44	05/24/23 11:01	7439-92-1	
Lithium	ND	ug/L	20.0	6.2	1	05/22/23 08:44	05/24/23 11:01	7439-93-2	
Magnesium	65700	ug/L	1000	43.0	1	05/22/23 08:44	05/24/23 11:01	7439-95-4	
Manganese	577	ug/L	10.0	5.4	1	05/22/23 08:44	05/24/23 11:01	7439-96-5	
Molybdenum	16.4	ug/L	10.0	2.0	1	05/22/23 08:44	05/24/23 11:01	7439-98-7	
Potassium	5270	ug/L	1000	200	1	05/22/23 08:44	05/24/23 11:01	7440-09-7	
Silica	7130	ug/L	450		1	05/22/23 08:44	05/24/23 11:01	7631-86-9	N2
Sodium	17100	ug/L	1000	284	1	05/22/23 08:44	05/24/23 11:01	7440-23-5	
6010 MET ICP, Dissolved									
Analytical Method: EPA 6010 Preparation Method: EPA 3010									
Pace Analytical Services - Indianapolis									
Iron, Dissolved	ND	ug/L	100	48.8	1	05/23/23 08:32	05/24/23 02:53	7439-89-6	
Manganese, Dissolved	523	ug/L	10.0	2.5	1	05/23/23 08:32	05/24/23 02:53	7439-96-5	
Molybdenum, Dissolved	16.9	ug/L	10.0	3.7	1	05/23/23 08:32	05/24/23 02:53	7439-98-7	
6020 MET ICPMS									
Analytical Method: EPA 6020 Preparation Method: EPA 200.2									
Pace Analytical Services - Indianapolis									
Antimony	ND	ug/L	1.0	0.036	1	05/24/23 07:35	05/24/23 23:19	7440-36-0	
Arsenic	ND	ug/L	1.0	0.053	1	05/24/23 07:35	05/24/23 23:19	7440-38-2	
Beryllium	ND	ug/L	0.20	0.028	1	05/24/23 07:35	05/25/23 03:53	7440-41-7	
Chromium	ND	ug/L	10.0	0.13	1	05/24/23 07:35	05/24/23 23:19	7440-47-3	
Cobalt	ND	ug/L	1.0	0.032	1	05/24/23 07:35	05/24/23 23:19	7440-48-4	
Selenium	1.0	ug/L	1.0	0.23	1	05/24/23 07:35	05/24/23 23:19	7782-49-2	
Thallium	ND	ug/L	1.0	0.033	1	05/24/23 07:35	05/24/23 23:19	7440-28-0	
7470 Mercury									
Analytical Method: EPA 7470 Preparation Method: EPA 7470									
Pace Analytical Services - Indianapolis									
Mercury	ND	ug/L	0.20	0.091	1	05/22/23 10:07	05/22/23 18:11	7439-97-6	
2320B Alkalinity									
Analytical Method: SM 2320B									
Pace Analytical Services - Indianapolis									
Alkalinity, Total as CaCO3	193	mg/L	10.0	10.0	1		05/18/23 07:39		

REPORT OF LABORATORY ANALYSIS

This report shall not be reproduced, except in full,
without the written consent of Pace Analytical Services, LLC.



ANALYTICAL RESULTS

Project: Harding Street P1R2
 Pace Project No.: 50344606

Sample: MW-106S		Lab ID: 50344606003		Collected: 05/11/23 14:06	Received: 05/11/23 17:00	Matrix: Water			
Parameters	Results	Units	Report Limit	MDL	DF	Prepared	Analyzed	CAS No.	Qual
2320B Alkalinity		Analytical Method: SM 2320B Pace Analytical Services - Indianapolis							
Alkalinity,Bicarbonate (CaCO3)	193	mg/L	10.0	10.0	1		05/18/23 07:39		
Alkalinity,Carbonate (CaCO3)	ND	mg/L	10.0	10.0	1		05/18/23 07:39		
2540C Total Dissolved Solids		Analytical Method: SM 2540C Pace Analytical Services - Indianapolis							
Total Dissolved Solids	890	mg/L	20.0	20.0	1		05/17/23 13:37		
4500H+ pH, Electrometric		Analytical Method: SM 4500-H+B Pace Analytical Services - Indianapolis							
pH at 25 Degrees C	7.5	Std. Units	0.10	0.10	1		05/26/23 15:46		H3
4500S2D Sulfide Water		Analytical Method: SM 4500-S2-D Pace Analytical Services - Indianapolis							
Sulfide	ND	mg/L	0.10	0.025	1		05/12/23 15:21	18496-25-8	
Iron, Ferrous		Analytical Method: HACH 8146 Pace Analytical Services - Indianapolis							
Iron, Ferrous	ND	mg/L	0.20	0.035	1		05/12/23 12:04	15438-31-0	H3,N2
353.2 Nitrogen, NO2/NO3 unpres		Analytical Method: EPA 353.2 Pace Analytical Services - Indianapolis							
Nitrogen, Nitrate	0.35	mg/L	0.10	0.011	1		05/11/23 21:07	14797-55-8	
Nitrogen, Nitrite	ND	mg/L	0.10	0.0040	1		05/11/23 21:07	14797-65-0	
365.1 Total Phosphorus		Analytical Method: EPA 365.1 Preparation Method: EPA 365.1 Pace Analytical Services - Indianapolis							
Phosphate as P04	ND	mg/L	0.15	0.15	1	05/18/23 10:30	05/25/23 16:26		
5310C TOC		Analytical Method: SM 5310C Pace Analytical Services - Indianapolis							
Total Organic Carbon	ND	mg/L	1.0	0.24	1		05/24/23 12:38	7440-44-0	
5310C Dissolved Organic Carbon		Analytical Method: SM 5310C Pace Analytical Services - Indianapolis							
Dissolved Organic Carbon	1.1	mg/L	1.0	0.24	1		05/20/23 00:58		

REPORT OF LABORATORY ANALYSIS

This report shall not be reproduced, except in full,
 without the written consent of Pace Analytical Services, LLC.



ANALYTICAL RESULTS

Project: Harding Street P1R2

Pace Project No.: 50344606

Sample: MW-1061 Lab ID: 50344606004 Collected: 05/11/23 12:35 Received: 05/11/23 17:00 Matrix: Water

Parameters	Results	Units	Report			Prepared	Analyzed	CAS No.	Qual
			Limit	MDL	DF				
9056 IC Anions									
Analytical Method: EPA 9056									
Pace Analytical Services - Indianapolis									
Chloride	206	mg/L	25.0	6.7	100		05/24/23 04:40	16887-00-6	
Fluoride	0.34	mg/L	0.10	0.017	1		05/24/23 04:21	16984-48-8	
Sulfate	589	mg/L	25.0	8.5	100		05/24/23 04:40	14808-79-8	
6010 MET ICP									
Analytical Method: EPA 6010 Preparation Method: EPA 3010									
Pace Analytical Services - Indianapolis									
Aluminum	ND	ug/L	200	54.4	1	05/22/23 08:44	05/24/23 11:03	7429-90-5	
Barium	61.4	ug/L	10.0	1.3	1	05/22/23 08:44	05/24/23 11:03	7440-39-3	
Boron	11900	ug/L	100	61.4	1	05/22/23 08:44	05/24/23 11:03	7440-42-8	
Cadmium	ND	ug/L	2.0	0.48	1	05/22/23 08:44	05/24/23 11:03	7440-43-9	
Calcium	229000	ug/L	2000	177	2	05/22/23 08:44	05/24/23 12:04	7440-70-2	
Iron	5570	ug/L	100	48.8	1	05/22/23 08:44	05/24/23 11:03	7439-89-6	
Lead	ND	ug/L	10.0	3.9	1	05/22/23 08:44	05/24/23 11:03	7439-92-1	
Lithium	82.5	ug/L	20.0	6.2	1	05/22/23 08:44	05/24/23 11:03	7439-93-2	
Magnesium	45600	ug/L	1000	43.0	1	05/22/23 08:44	05/24/23 11:03	7439-95-4	
Manganese	388	ug/L	10.0	5.4	1	05/22/23 08:44	05/24/23 11:03	7439-96-5	
Molybdenum	358	ug/L	10.0	2.0	1	05/22/23 08:44	05/24/23 11:03	7439-98-7	
Potassium	15700	ug/L	1000	200	1	05/22/23 08:44	05/24/23 11:03	7440-09-7	
Silica	14500	ug/L	450		1	05/22/23 08:44	05/24/23 11:03	7631-86-9	N2
Sodium	187000	ug/L	1000	284	1	05/22/23 08:44	05/24/23 11:03	7440-23-5	
6010 MET ICP, Dissolved									
Analytical Method: EPA 6010 Preparation Method: EPA 3010									
Pace Analytical Services - Indianapolis									
Iron, Dissolved	5080	ug/L	100	48.8	1	05/23/23 08:32	05/24/23 02:55	7439-89-6	
Manganese, Dissolved	349	ug/L	10.0	2.5	1	05/23/23 08:32	05/24/23 02:55	7439-96-5	
Molybdenum, Dissolved	355	ug/L	10.0	3.7	1	05/23/23 08:32	05/24/23 02:55	7439-98-7	
6020 MET ICPMS									
Analytical Method: EPA 6020 Preparation Method: EPA 200.2									
Pace Analytical Services - Indianapolis									
Antimony	ND	ug/L	1.0	0.036	1	05/24/23 07:35	05/24/23 23:22	7440-36-0	
Arsenic	122	ug/L	1.0	0.053	1	05/24/23 07:35	05/24/23 23:22	7440-38-2	
Beryllium	ND	ug/L	0.20	0.028	1	05/24/23 07:35	05/25/23 03:56	7440-41-7	
Chromium	ND	ug/L	10.0	0.13	1	05/24/23 07:35	05/24/23 23:22	7440-47-3	
Cobalt	ND	ug/L	1.0	0.032	1	05/24/23 07:35	05/24/23 23:22	7440-48-4	
Selenium	ND	ug/L	1.0	0.23	1	05/24/23 07:35	05/24/23 23:22	7782-49-2	
Thallium	ND	ug/L	1.0	0.033	1	05/24/23 07:35	05/24/23 23:22	7440-28-0	
7470 Mercury									
Analytical Method: EPA 7470 Preparation Method: EPA 7470									
Pace Analytical Services - Indianapolis									
Mercury	ND	ug/L	0.20	0.091	1	05/22/23 10:07	05/22/23 18:14	7439-97-6	
2320B Alkalinity									
Analytical Method: SM 2320B									
Pace Analytical Services - Indianapolis									
Alkalinity, Total as CaCO3	243	mg/L	10.0	10.0	1		05/18/23 07:39		

REPORT OF LABORATORY ANALYSIS

This report shall not be reproduced, except in full,
without the written consent of Pace Analytical Services, LLC.



ANALYTICAL RESULTS

Project: Harding Street P1R2

Pace Project No.: 50344606

Sample: MW-106I		Lab ID: 50344606004		Collected: 05/11/23 12:35	Received: 05/11/23 17:00	Matrix: Water			
Parameters	Results	Units	Report Limit	MDL	DF	Prepared	Analyzed	CAS No.	Qual
2320B Alkalinity		Analytical Method: SM 2320B Pace Analytical Services - Indianapolis							
Alkalinity,Bicarbonate (CaCO3)	243	mg/L	10.0	10.0	1		05/18/23 07:39		
Alkalinity,Carbonate (CaCO3)	ND	mg/L	10.0	10.0	1		05/18/23 07:39		
2540C Total Dissolved Solids		Analytical Method: SM 2540C Pace Analytical Services - Indianapolis							
Total Dissolved Solids	1430	mg/L	20.0	20.0	1		05/17/23 13:37		
4500H+ pH, Electrometric		Analytical Method: SM 4500-H+B Pace Analytical Services - Indianapolis							
pH at 25 Degrees C	7.4	Std. Units	0.10	0.10	1		05/26/23 15:47		H3
4500S2D Sulfide Water		Analytical Method: SM 4500-S2-D Pace Analytical Services - Indianapolis							
Sulfide	ND	mg/L	0.10	0.025	1		05/12/23 15:21	18496-25-8	
Iron, Ferrous		Analytical Method: HACH 8146 Pace Analytical Services - Indianapolis							
Iron, Ferrous	0.44	mg/L	0.20	0.035	1		05/12/23 12:03	15438-31-0	H3,N2
353.2 Nitrogen, NO2/NO3 unpres		Analytical Method: EPA 353.2 Pace Analytical Services - Indianapolis							
Nitrogen, Nitrate	ND	mg/L	0.10	0.011	1		05/11/23 21:05	14797-55-8	
Nitrogen, Nitrite	ND	mg/L	0.10	0.0040	1		05/11/23 21:05	14797-65-0	
365.1 Total Phosphorus		Analytical Method: EPA 365.1 Preparation Method: EPA 365.1 Pace Analytical Services - Indianapolis							
Phosphate as P04	0.87	mg/L	0.15	0.15	1	05/18/23 10:30	05/25/23 16:27		
5310C TOC		Analytical Method: SM 5310C Pace Analytical Services - Indianapolis							
Total Organic Carbon	ND	mg/L	4.0	0.94	4		05/25/23 09:38	7440-44-0	D3
5310C Dissolved Organic Carbon		Analytical Method: SM 5310C Pace Analytical Services - Indianapolis							
Dissolved Organic Carbon	ND	mg/L	4.0	0.94	4		05/22/23 14:03		D3

REPORT OF LABORATORY ANALYSIS

This report shall not be reproduced, except in full,
without the written consent of Pace Analytical Services, LLC.



ANALYTICAL RESULTS

Project: Harding Street P1R2

Pace Project No.: 50344606

Sample: MW-106D **Lab ID: 50344606005** Collected: 05/11/23 10:32 Received: 05/11/23 17:00 Matrix: Water

Parameters	Results	Units	Report			Prepared	Analyzed	CAS No.	Qual
			Limit	MDL	DF				
9056 IC Anions									
Analytical Method: EPA 9056									
Pace Analytical Services - Indianapolis									
Chloride	249	mg/L	25.0	6.7	100		05/24/23 05:55	16887-00-6	
Fluoride	0.30	mg/L	0.10	0.017	1		05/24/23 05:36	16984-48-8	
Sulfate	685	mg/L	25.0	8.5	100		05/24/23 05:55	14808-79-8	
6010 MET ICP									
Analytical Method: EPA 6010 Preparation Method: EPA 3010									
Pace Analytical Services - Indianapolis									
Aluminum	ND	ug/L	200	54.4	1	05/22/23 08:44	05/24/23 11:06	7429-90-5	
Barium	30.6	ug/L	10.0	1.3	1	05/22/23 08:44	05/24/23 11:06	7440-39-3	
Boron	12200	ug/L	100	61.4	1	05/22/23 08:44	05/24/23 11:06	7440-42-8	
Cadmium	ND	ug/L	2.0	0.48	1	05/22/23 08:44	05/24/23 11:06	7440-43-9	
Calcium	250000	ug/L	2000	177	2	05/22/23 08:44	05/24/23 12:07	7440-70-2	
Iron	4090	ug/L	100	48.8	1	05/22/23 08:44	05/24/23 11:06	7439-89-6	
Lead	ND	ug/L	10.0	3.9	1	05/22/23 08:44	05/24/23 11:06	7439-92-1	
Lithium	87.6	ug/L	20.0	6.2	1	05/22/23 08:44	05/24/23 11:06	7439-93-2	
Magnesium	54100	ug/L	1000	43.0	1	05/22/23 08:44	05/24/23 11:06	7439-95-4	
Manganese	340	ug/L	10.0	5.4	1	05/22/23 08:44	05/24/23 11:06	7439-96-5	
Molybdenum	205	ug/L	10.0	2.0	1	05/22/23 08:44	05/24/23 11:06	7439-98-7	
Potassium	13900	ug/L	1000	200	1	05/22/23 08:44	05/24/23 11:06	7440-09-7	
Silica	14800	ug/L	450		1	05/22/23 08:44	05/24/23 11:06	7631-86-9	N2
Sodium	195000	ug/L	1000	284	1	05/22/23 08:44	05/24/23 11:06	7440-23-5	
6010 MET ICP, Dissolved									
Analytical Method: EPA 6010 Preparation Method: EPA 3010									
Pace Analytical Services - Indianapolis									
Iron, Dissolved	3880	ug/L	100	48.8	1	05/23/23 08:32	05/24/23 03:01	7439-89-6	
Manganese, Dissolved	329	ug/L	10.0	2.5	1	05/23/23 08:32	05/24/23 03:01	7439-96-5	
Molybdenum, Dissolved	210	ug/L	10.0	3.7	1	05/23/23 08:32	05/24/23 03:01	7439-98-7	
6020 MET ICPMS									
Analytical Method: EPA 6020 Preparation Method: EPA 200.2									
Pace Analytical Services - Indianapolis									
Antimony	ND	ug/L	1.0	0.036	1	05/24/23 07:35	05/24/23 23:26	7440-36-0	
Arsenic	161	ug/L	1.0	0.053	1	05/24/23 07:35	05/24/23 23:26	7440-38-2	
Beryllium	ND	ug/L	0.20	0.028	1	05/24/23 07:35	05/25/23 03:59	7440-41-7	
Chromium	ND	ug/L	10.0	0.13	1	05/24/23 07:35	05/24/23 23:26	7440-47-3	
Cobalt	ND	ug/L	1.0	0.032	1	05/24/23 07:35	05/24/23 23:26	7440-48-4	
Selenium	ND	ug/L	1.0	0.23	1	05/24/23 07:35	05/24/23 23:26	7782-49-2	
Thallium	ND	ug/L	1.0	0.033	1	05/24/23 07:35	05/24/23 23:26	7440-28-0	
7470 Mercury									
Analytical Method: EPA 7470 Preparation Method: EPA 7470									
Pace Analytical Services - Indianapolis									
Mercury	ND	ug/L	0.20	0.091	1	05/22/23 10:07	05/22/23 18:21	7439-97-6	
2320B Alkalinity									
Analytical Method: SM 2320B									
Pace Analytical Services - Indianapolis									
Alkalinity, Total as CaCO3	236	mg/L	10.0	10.0	1		05/18/23 07:39		

REPORT OF LABORATORY ANALYSIS

This report shall not be reproduced, except in full,
without the written consent of Pace Analytical Services, LLC.



ANALYTICAL RESULTS

Project: Harding Street P1R2

Pace Project No.: 50344606

Parameters	Results	Units	Report Limit	MDL	DF	Prepared	Analyzed	CAS No.	Qual
Sample: MW-106D									
Lab ID: 50344606005									
Collected: 05/11/23 10:32									
Received: 05/11/23 17:00									
Matrix: Water									
2320B Alkalinity									
Analytical Method: SM 2320B									
Pace Analytical Services - Indianapolis									
Alkalinity,Bicarbonate (CaCO3)	236	mg/L	10.0	10.0	1		05/18/23 07:39		
Alkalinity,Carbonate (CaCO3)	ND	mg/L	10.0	10.0	1		05/18/23 07:39		
2540C Total Dissolved Solids									
Analytical Method: SM 2540C									
Pace Analytical Services - Indianapolis									
Total Dissolved Solids	1540	mg/L	40.0	40.0	1		05/17/23 13:38		
4500H+ pH, Electrometric									
Analytical Method: SM 4500-H+B									
Pace Analytical Services - Indianapolis									
pH at 25 Degrees C	7.5	Std. Units	0.10	0.10	1		05/26/23 15:48		H3
4500S2D Sulfide Water									
Analytical Method: SM 4500-S2-D									
Pace Analytical Services - Indianapolis									
Sulfide	ND	mg/L	0.10	0.025	1		05/12/23 15:21	18496-25-8	
Iron, Ferrous									
Analytical Method: HACH 8146									
Pace Analytical Services - Indianapolis									
Iron, Ferrous	ND	mg/L	0.20	0.035	1		05/12/23 12:02	15438-31-0	H3,N2
353.2 Nitrogen, NO2/NO3 unpres									
Analytical Method: EPA 353.2									
Pace Analytical Services - Indianapolis									
Nitrogen, Nitrate	ND	mg/L	0.10	0.011	1		05/11/23 20:58	14797-55-8	
Nitrogen, Nitrite	ND	mg/L	0.10	0.0040	1		05/11/23 20:58	14797-65-0	
365.1 Total Phosphorus									
Analytical Method: EPA 365.1 Preparation Method: EPA 365.1									
Pace Analytical Services - Indianapolis									
Phosphate as P04	0.85	mg/L	0.15	0.15	1	05/18/23 10:30	05/25/23 16:28		
5310C TOC									
Analytical Method: SM 5310C									
Pace Analytical Services - Indianapolis									
Total Organic Carbon	ND	mg/L	4.0	0.94	4		05/25/23 09:49	7440-44-0	D3
5310C Dissolved Organic Carbon									
Analytical Method: SM 5310C									
Pace Analytical Services - Indianapolis									
Dissolved Organic Carbon	ND	mg/L	4.0	0.94	4		05/22/23 14:14		D3

REPORT OF LABORATORY ANALYSIS

This report shall not be reproduced, except in full,
without the written consent of Pace Analytical Services, LLC.



ANALYTICAL RESULTS

Project: Harding Street P1R2

Pace Project No.: 50344606

Sample: PZ-100S Lab ID: 50344606006 Collected: 05/11/23 09:57 Received: 05/11/23 17:00 Matrix: Water

Parameters	Results	Units	Report			Prepared	Analyzed	CAS No.	Qual
			Limit	MDL	DF				
9056 IC Anions									
Analytical Method: EPA 9056									
Pace Analytical Services - Indianapolis									
Chloride	217	mg/L	25.0	6.7	100		05/24/23 06:33	16887-00-6	
Fluoride	1.6	mg/L	0.10	0.017	1		05/24/23 06:14	16984-48-8	
Sulfate	454	mg/L	25.0	8.5	100		05/24/23 06:33	14808-79-8	
6010 MET ICP									
Analytical Method: EPA 6010 Preparation Method: EPA 3010									
Pace Analytical Services - Indianapolis									
Aluminum	ND	ug/L	200	54.4	1	05/22/23 08:44	05/24/23 11:13	7429-90-5	
Barium	25.6	ug/L	10.0	1.3	1	05/22/23 08:44	05/24/23 11:13	7440-39-3	
Boron	1680	ug/L	100	61.4	1	05/22/23 08:44	05/24/23 11:13	7440-42-8	
Cadmium	ND	ug/L	2.0	0.48	1	05/22/23 08:44	05/24/23 11:13	7440-43-9	
Calcium	176000	ug/L	1000	88.4	1	05/22/23 08:44	05/24/23 11:13	7440-70-2	
Iron	1440	ug/L	100	48.8	1	05/22/23 08:44	05/24/23 11:13	7439-89-6	
Lead	ND	ug/L	10.0	3.9	1	05/22/23 08:44	05/24/23 11:13	7439-92-1	
Lithium	45.8	ug/L	20.0	6.2	1	05/22/23 08:44	05/24/23 11:13	7439-93-2	
Magnesium	55400	ug/L	1000	43.0	1	05/22/23 08:44	05/24/23 11:13	7439-95-4	
Manganese	339	ug/L	10.0	5.4	1	05/22/23 08:44	05/24/23 11:13	7439-96-5	
Molybdenum	108	ug/L	10.0	2.0	1	05/22/23 08:44	05/24/23 11:13	7439-98-7	
Potassium	9680	ug/L	1000	200	1	05/22/23 08:44	05/24/23 11:13	7440-09-7	
Silica	14900	ug/L	450		1	05/22/23 08:44	05/24/23 11:13	7631-86-9	N2
Sodium	176000	ug/L	1000	284	1	05/22/23 08:44	05/24/23 11:13	7440-23-5	
6010 MET ICP, Dissolved									
Analytical Method: EPA 6010 Preparation Method: EPA 3010									
Pace Analytical Services - Indianapolis									
Iron, Dissolved	1450	ug/L	100	48.8	1	05/23/23 08:32	05/24/23 03:03	7439-89-6	
Manganese, Dissolved	342	ug/L	10.0	2.5	1	05/23/23 08:32	05/24/23 03:03	7439-96-5	
Molybdenum, Dissolved	115	ug/L	10.0	3.7	1	05/23/23 08:32	05/24/23 03:03	7439-98-7	
6020 MET ICPMS									
Analytical Method: EPA 6020 Preparation Method: EPA 200.2									
Pace Analytical Services - Indianapolis									
Antimony	ND	ug/L	1.0	0.036	1	05/24/23 07:35	05/24/23 23:29	7440-36-0	
Arsenic	1.9	ug/L	1.0	0.053	1	05/24/23 07:35	05/24/23 23:29	7440-38-2	
Beryllium	ND	ug/L	0.20	0.028	1	05/24/23 07:35	05/25/23 04:09	7440-41-7	
Chromium	ND	ug/L	10.0	0.13	1	05/24/23 07:35	05/24/23 23:29	7440-47-3	
Cobalt	ND	ug/L	1.0	0.032	1	05/24/23 07:35	05/24/23 23:29	7440-48-4	
Selenium	ND	ug/L	1.0	0.23	1	05/24/23 07:35	05/24/23 23:29	7782-49-2	
Thallium	ND	ug/L	1.0	0.033	1	05/24/23 07:35	05/24/23 23:29	7440-28-0	
7470 Mercury									
Analytical Method: EPA 7470 Preparation Method: EPA 7470									
Pace Analytical Services - Indianapolis									
Mercury	ND	ug/L	0.20	0.091	1	05/22/23 10:07	05/22/23 18:24	7439-97-6	
2320B Alkalinity									
Analytical Method: SM 2320B									
Pace Analytical Services - Indianapolis									
Alkalinity, Total as CaCO3	321	mg/L	10.0	10.0	1		05/18/23 07:39		

REPORT OF LABORATORY ANALYSIS

This report shall not be reproduced, except in full,
without the written consent of Pace Analytical Services, LLC.



ANALYTICAL RESULTS

Project: Harding Street P1R2
 Pace Project No.: 50344606

Sample: PZ-100S Lab ID: 50344606006 Collected: 05/11/23 09:57 Received: 05/11/23 17:00 Matrix: Water									
Parameters	Results	Units	Report Limit	MDL	DF	Prepared	Analyzed	CAS No.	Qual
2320B Alkalinity									
Analytical Method: SM 2320B Pace Analytical Services - Indianapolis									
Alkalinity,Bicarbonate (CaCO3)	321	mg/L	10.0	10.0	1		05/18/23 07:39		
Alkalinity,Carbonate (CaCO3)	ND	mg/L	10.0	10.0	1		05/18/23 07:39		
2540C Total Dissolved Solids									
Analytical Method: SM 2540C Pace Analytical Services - Indianapolis									
Total Dissolved Solids	1280	mg/L	20.0	20.0	1		05/17/23 13:38		
4500H+ pH, Electrometric									
Analytical Method: SM 4500-H+B Pace Analytical Services - Indianapolis									
pH at 25 Degrees C	7.7	Std. Units	0.10	0.10	1		05/26/23 15:48		H3
4500S2D Sulfide Water									
Analytical Method: SM 4500-S2-D Pace Analytical Services - Indianapolis									
Sulfide	ND	mg/L	0.10	0.025	1		05/15/23 14:24	18496-25-8	
Iron, Ferrous									
Analytical Method: HACH 8146 Pace Analytical Services - Indianapolis									
Iron, Ferrous	1.2	mg/L	0.20	0.035	1		05/12/23 12:02	15438-31-0	H3,N2
353.2 Nitrogen, NO2/NO3 unpres									
Analytical Method: EPA 353.2 Pace Analytical Services - Indianapolis									
Nitrogen, Nitrate	ND	mg/L	0.10	0.011	1		05/11/23 20:52	14797-55-8	
Nitrogen, Nitrite	ND	mg/L	0.10	0.0040	1		05/11/23 20:52	14797-65-0	
365.1 Total Phosphorus									
Analytical Method: EPA 365.1 Preparation Method: EPA 365.1 Pace Analytical Services - Indianapolis									
Phosphate as P04	ND	mg/L	0.15	0.15	1	05/18/23 10:30	05/25/23 16:28		
5310C TOC									
Analytical Method: SM 5310C Pace Analytical Services - Indianapolis									
Total Organic Carbon	ND	mg/L	4.0	0.94	4		05/25/23 09:59	7440-44-0	D3
5310C Dissolved Organic Carbon									
Analytical Method: SM 5310C Pace Analytical Services - Indianapolis									
Dissolved Organic Carbon	ND	mg/L	4.0	0.94	4		05/22/23 14:24		D3

REPORT OF LABORATORY ANALYSIS

This report shall not be reproduced, except in full,
 without the written consent of Pace Analytical Services, LLC.



ANALYTICAL RESULTS

Project: Harding Street P1R2
 Pace Project No.: 50344606

Sample: PZ-100D **Lab ID: 50344606007** Collected: 05/11/23 11:32 Received: 05/11/23 17:00 Matrix: Water

Parameters	Results	Units	Report			Prepared	Analyzed	CAS No.	Qual
			Limit	MDL	DF				
9056 IC Anions									
Analytical Method: EPA 9056									
Pace Analytical Services - Indianapolis									
Chloride	171	mg/L	25.0	6.7	100		05/24/23 07:11	16887-00-6	
Fluoride	0.60	mg/L	0.10	0.017	1		05/24/23 06:52	16984-48-8	
Sulfate	609	mg/L	25.0	8.5	100		05/24/23 07:11	14808-79-8	
6010 MET ICP									
Analytical Method: EPA 6010 Preparation Method: EPA 3010									
Pace Analytical Services - Indianapolis									
Aluminum	ND	ug/L	200	54.4	1	05/22/23 08:44	05/24/23 11:11	7429-90-5	
Barium	56.1	ug/L	10.0	1.3	1	05/22/23 08:44	05/24/23 11:11	7440-39-3	
Boron	6730	ug/L	100	61.4	1	05/22/23 08:44	05/24/23 11:11	7440-42-8	
Cadmium	ND	ug/L	2.0	0.48	1	05/22/23 08:44	05/24/23 11:11	7440-43-9	
Calcium	229000	ug/L	2000	177	2	05/22/23 08:44	05/24/23 12:09	7440-70-2	
Iron	3090	ug/L	100	48.8	1	05/22/23 08:44	05/24/23 11:11	7439-89-6	
Lead	ND	ug/L	10.0	3.9	1	05/22/23 08:44	05/24/23 11:11	7439-92-1	
Lithium	69.9	ug/L	20.0	6.2	1	05/22/23 08:44	05/24/23 11:11	7439-93-2	
Magnesium	59500	ug/L	1000	43.0	1	05/22/23 08:44	05/24/23 11:11	7439-95-4	
Manganese	211	ug/L	10.0	5.4	1	05/22/23 08:44	05/24/23 11:11	7439-96-5	
Molybdenum	126	ug/L	10.0	2.0	1	05/22/23 08:44	05/24/23 11:11	7439-98-7	
Potassium	11500	ug/L	1000	200	1	05/22/23 08:44	05/24/23 11:11	7440-09-7	
Silica	11900	ug/L	450		1	05/22/23 08:44	05/24/23 11:11	7631-86-9	N2
Sodium	146000	ug/L	1000	284	1	05/22/23 08:44	05/24/23 11:11	7440-23-5	
6010 MET ICP, Dissolved									
Analytical Method: EPA 6010 Preparation Method: EPA 3010									
Pace Analytical Services - Indianapolis									
Iron, Dissolved	3120	ug/L	100	48.8	1	05/23/23 08:32	05/24/23 03:05	7439-89-6	
Manganese, Dissolved	211	ug/L	10.0	2.5	1	05/23/23 08:32	05/24/23 03:05	7439-96-5	
Molybdenum, Dissolved	133	ug/L	10.0	3.7	1	05/23/23 08:32	05/24/23 03:05	7439-98-7	
6020 MET ICPMS									
Analytical Method: EPA 6020 Preparation Method: EPA 200.2									
Pace Analytical Services - Indianapolis									
Antimony	ND	ug/L	1.0	0.036	1	05/24/23 07:35	05/24/23 23:39	7440-36-0	
Arsenic	126	ug/L	1.0	0.053	1	05/24/23 07:35	05/24/23 23:39	7440-38-2	
Beryllium	ND	ug/L	0.20	0.028	1	05/24/23 07:35	05/25/23 04:12	7440-41-7	
Chromium	ND	ug/L	10.0	0.13	1	05/24/23 07:35	05/24/23 23:39	7440-47-3	
Cobalt	ND	ug/L	1.0	0.032	1	05/24/23 07:35	05/24/23 23:39	7440-48-4	
Selenium	ND	ug/L	1.0	0.23	1	05/24/23 07:35	05/24/23 23:39	7782-49-2	
Thallium	ND	ug/L	1.0	0.033	1	05/24/23 07:35	05/24/23 23:39	7440-28-0	
7470 Mercury									
Analytical Method: EPA 7470 Preparation Method: EPA 7470									
Pace Analytical Services - Indianapolis									
Mercury	ND	ug/L	0.20	0.091	1	05/22/23 10:07	05/22/23 18:26	7439-97-6	
2320B Alkalinity									
Analytical Method: SM 2320B									
Pace Analytical Services - Indianapolis									
Alkalinity, Total as CaCO3	254	mg/L	10.0	10.0	1		05/18/23 07:39		

REPORT OF LABORATORY ANALYSIS

This report shall not be reproduced, except in full,
 without the written consent of Pace Analytical Services, LLC.



ANALYTICAL RESULTS

Project: Harding Street P1R2

Pace Project No.: 50344606

Sample: PZ-100D		Lab ID: 50344606007		Collected: 05/11/23 11:32	Received: 05/11/23 17:00	Matrix: Water			
Parameters	Results	Units	Report Limit	MDL	DF	Prepared	Analyzed	CAS No.	Qual
2320B Alkalinity		Analytical Method: SM 2320B Pace Analytical Services - Indianapolis							
Alkalinity,Bicarbonate (CaCO3)	254	mg/L	10.0	10.0	1		05/18/23 07:39		
Alkalinity,Carbonate (CaCO3)	ND	mg/L	10.0	10.0	1		05/18/23 07:39		
2540C Total Dissolved Solids		Analytical Method: SM 2540C Pace Analytical Services - Indianapolis							
Total Dissolved Solids	1400	mg/L	20.0	20.0	1		05/17/23 13:38		
4500H+ pH, Electrometric		Analytical Method: SM 4500-H+B Pace Analytical Services - Indianapolis							
pH at 25 Degrees C	8.1	Std. Units	0.10	0.10	1		05/26/23 15:49		H3
4500S2D Sulfide Water		Analytical Method: SM 4500-S2-D Pace Analytical Services - Indianapolis							
Sulfide	ND	mg/L	0.10	0.025	1		05/15/23 14:24	18496-25-8	
Iron, Ferrous		Analytical Method: HACH 8146 Pace Analytical Services - Indianapolis							
Iron, Ferrous	ND	mg/L	0.20	0.035	1		05/12/23 12:03	15438-31-0	H3,N2
353.2 Nitrogen, NO2/NO3 unpres		Analytical Method: EPA 353.2 Pace Analytical Services - Indianapolis							
Nitrogen, Nitrate	0.16	mg/L	0.10	0.011	1		05/11/23 21:01	14797-55-8	
Nitrogen, Nitrite	ND	mg/L	0.10	0.0040	1		05/11/23 21:01	14797-65-0	
365.1 Total Phosphorus		Analytical Method: EPA 365.1 Preparation Method: EPA 365.1 Pace Analytical Services - Indianapolis							
Phosphate as P04	0.52	mg/L	0.15	0.15	1	05/18/23 10:30	05/25/23 16:29		
5310C TOC		Analytical Method: SM 5310C Pace Analytical Services - Indianapolis							
Total Organic Carbon	ND	mg/L	4.0	0.94	4		05/25/23 10:09	7440-44-0	D3
5310C Dissolved Organic Carbon		Analytical Method: SM 5310C Pace Analytical Services - Indianapolis							
Dissolved Organic Carbon	ND	mg/L	4.0	0.94	4		05/22/23 14:34		D3

REPORT OF LABORATORY ANALYSIS

This report shall not be reproduced, except in full,
without the written consent of Pace Analytical Services, LLC.



ANALYTICAL RESULTS

Project: Harding Street P1R2

Pace Project No.: 50344606

Sample: DUP-5 Lab ID: 50344606008 Collected: 05/11/23 08:00 Received: 05/11/23 17:00 Matrix: Water

Parameters	Results	Units	Report			Prepared	Analyzed	CAS No.	Qual
			Limit	MDL	DF				
9056 IC Anions									
Analytical Method: EPA 9056									
Pace Analytical Services - Indianapolis									
Chloride	254	mg/L	25.0	6.7	100		05/24/23 07:49	16887-00-6	
Fluoride	0.30	mg/L	0.10	0.017	1		05/24/23 07:30	16984-48-8	
Sulfate	686	mg/L	25.0	8.5	100		05/24/23 07:49	14808-79-8	
6010 MET ICP									
Analytical Method: EPA 6010 Preparation Method: EPA 3010									
Pace Analytical Services - Indianapolis									
Aluminum	ND	ug/L	200	54.4	1	05/22/23 08:44	05/24/23 11:16	7429-90-5	
Barium	30.7	ug/L	10.0	1.3	1	05/22/23 08:44	05/24/23 11:16	7440-39-3	
Boron	12100	ug/L	100	61.4	1	05/22/23 08:44	05/24/23 11:16	7440-42-8	
Cadmium	ND	ug/L	2.0	0.48	1	05/22/23 08:44	05/24/23 11:16	7440-43-9	
Calcium	253000	ug/L	2000	177	2	05/22/23 08:44	05/24/23 12:12	7440-70-2	
Iron	3990	ug/L	100	48.8	1	05/22/23 08:44	05/24/23 11:16	7439-89-6	
Lead	ND	ug/L	10.0	3.9	1	05/22/23 08:44	05/24/23 11:16	7439-92-1	
Lithium	88.5	ug/L	20.0	6.2	1	05/22/23 08:44	05/24/23 11:16	7439-93-2	
Magnesium	53600	ug/L	1000	43.0	1	05/22/23 08:44	05/24/23 11:16	7439-95-4	
Manganese	332	ug/L	10.0	5.4	1	05/22/23 08:44	05/24/23 11:16	7439-96-5	
Molybdenum	204	ug/L	10.0	2.0	1	05/22/23 08:44	05/24/23 11:16	7439-98-7	
Potassium	13900	ug/L	1000	200	1	05/22/23 08:44	05/24/23 11:16	7440-09-7	
Silica	14700	ug/L	450		1	05/22/23 08:44	05/24/23 11:16	7631-86-9	N2
Sodium	196000	ug/L	1000	284	1	05/22/23 08:44	05/24/23 11:16	7440-23-5	
6010 MET ICP, Dissolved									
Analytical Method: EPA 6010 Preparation Method: EPA 3010									
Pace Analytical Services - Indianapolis									
Iron, Dissolved	3980	ug/L	100	48.8	1	05/23/23 08:32	05/24/23 03:07	7439-89-6	
Manganese, Dissolved	335	ug/L	10.0	2.5	1	05/23/23 08:32	05/24/23 03:07	7439-96-5	
Molybdenum, Dissolved	209	ug/L	10.0	3.7	1	05/23/23 08:32	05/24/23 03:07	7439-98-7	
6020 MET ICPMS									
Analytical Method: EPA 6020 Preparation Method: EPA 200.2									
Pace Analytical Services - Indianapolis									
Antimony	ND	ug/L	1.0	0.036	1	05/24/23 07:35	05/24/23 23:42	7440-36-0	
Arsenic	159	ug/L	1.0	0.053	1	05/24/23 07:35	05/24/23 23:42	7440-38-2	
Beryllium	ND	ug/L	0.20	0.028	1	05/24/23 07:35	05/25/23 04:16	7440-41-7	
Chromium	ND	ug/L	10.0	0.13	1	05/24/23 07:35	05/24/23 23:42	7440-47-3	
Cobalt	ND	ug/L	1.0	0.032	1	05/24/23 07:35	05/24/23 23:42	7440-48-4	
Selenium	ND	ug/L	1.0	0.23	1	05/24/23 07:35	05/24/23 23:42	7782-49-2	
Thallium	ND	ug/L	1.0	0.033	1	05/24/23 07:35	05/24/23 23:42	7440-28-0	
7470 Mercury									
Analytical Method: EPA 7470 Preparation Method: EPA 7470									
Pace Analytical Services - Indianapolis									
Mercury	ND	ug/L	0.20	0.091	1	05/22/23 10:07	05/22/23 18:29	7439-97-6	
2320B Alkalinity									
Analytical Method: SM 2320B									
Pace Analytical Services - Indianapolis									
Alkalinity, Total as CaCO3	236	mg/L	10.0	10.0	1		05/18/23 07:39		

REPORT OF LABORATORY ANALYSIS

This report shall not be reproduced, except in full,
without the written consent of Pace Analytical Services, LLC.



ANALYTICAL RESULTS

Project: Harding Street P1R2

Pace Project No.: 50344606

Sample: DUP-5 **Lab ID: 50344606008** Collected: 05/11/23 08:00 Received: 05/11/23 17:00 Matrix: Water

Parameters	Results	Units	Report Limit	MDL	DF	Prepared	Analyzed	CAS No.	Qual
2320B Alkalinity									
Analytical Method: SM 2320B									
Pace Analytical Services - Indianapolis									
Alkalinity,Bicarbonate (CaCO3)	236	mg/L	10.0	10.0	1		05/18/23 07:39		
Alkalinity,Carbonate (CaCO3)	ND	mg/L	10.0	10.0	1		05/18/23 07:39		
2540C Total Dissolved Solids									
Analytical Method: SM 2540C									
Pace Analytical Services - Indianapolis									
Total Dissolved Solids	1590	mg/L	40.0	40.0	1		05/17/23 13:39		
4500H+ pH, Electrometric									
Analytical Method: SM 4500-H+B									
Pace Analytical Services - Indianapolis									
pH at 25 Degrees C	7.7	Std. Units	0.10	0.10	1		05/26/23 15:50		H3
4500S2D Sulfide Water									
Analytical Method: SM 4500-S2-D									
Pace Analytical Services - Indianapolis									
Sulfide	ND	mg/L	0.10	0.025	1		05/15/23 14:24	18496-25-8	
Iron, Ferrous									
Analytical Method: HACH 8146									
Pace Analytical Services - Indianapolis									
Iron, Ferrous	ND	mg/L	0.20	0.035	1		05/12/23 12:01	15438-31-0	H3,N2
353.2 Nitrogen, NO2/NO3 unpres									
Analytical Method: EPA 353.2									
Pace Analytical Services - Indianapolis									
Nitrogen, Nitrate	ND	mg/L	0.10	0.011	1		05/11/23 20:41	14797-55-8	
Nitrogen, Nitrite	ND	mg/L	0.10	0.0040	1		05/11/23 20:41	14797-65-0	
365.1 Total Phosphorus									
Analytical Method: EPA 365.1 Preparation Method: EPA 365.1									
Pace Analytical Services - Indianapolis									
Phosphate as P04	0.67	mg/L	0.15	0.15	1	05/18/23 10:30	05/25/23 16:29		
5310C TOC									
Analytical Method: SM 5310C									
Pace Analytical Services - Indianapolis									
Total Organic Carbon	ND	mg/L	4.0	0.94	4		05/25/23 10:19	7440-44-0	D3
5310C Dissolved Organic Carbon									
Analytical Method: SM 5310C									
Pace Analytical Services - Indianapolis									
Dissolved Organic Carbon	ND	mg/L	4.0	0.94	4		05/22/23 14:44		D3

REPORT OF LABORATORY ANALYSIS

This report shall not be reproduced, except in full,
 without the written consent of Pace Analytical Services, LLC.



ANALYTICAL RESULTS

Project: Harding Street P1R2

Pace Project No.: 50344606

Sample: DUP-6 Lab ID: 50344606009 Collected: 05/11/23 08:00 Received: 05/11/23 17:00 Matrix: Water

Parameters	Results	Units	Report			Prepared	Analyzed	CAS No.	Qual
			Limit	MDL	DF				
9056 IC Anions									
Analytical Method: EPA 9056									
Pace Analytical Services - Indianapolis									
Chloride	106	mg/L	2.5	0.67	10		05/24/23 08:26	16887-00-6	
Fluoride	0.16	mg/L	0.10	0.017	1		05/24/23 08:07	16984-48-8	
Sulfate	424	mg/L	25.0	8.5	100		05/25/23 23:47	14808-79-8	
6010 MET ICP									
Analytical Method: EPA 6010 Preparation Method: EPA 3010									
Pace Analytical Services - Indianapolis									
Aluminum	ND	ug/L	200	54.4	1	05/22/23 08:44	05/24/23 11:23	7429-90-5	
Barium	46.2	ug/L	10.0	1.3	1	05/22/23 08:44	05/24/23 11:23	7440-39-3	
Boron	1720	ug/L	100	61.4	1	05/22/23 08:44	05/24/23 11:23	7440-42-8	
Cadmium	ND	ug/L	2.0	0.48	1	05/22/23 08:44	05/24/23 11:23	7440-43-9	
Calcium	227000	ug/L	2000	177	2	05/22/23 08:44	05/24/23 12:14	7440-70-2	
Iron	6300	ug/L	100	48.8	1	05/22/23 08:44	05/24/23 11:23	7439-89-6	
Lead	ND	ug/L	10.0	3.9	1	05/22/23 08:44	05/24/23 11:23	7439-92-1	
Lithium	ND	ug/L	20.0	6.2	1	05/22/23 08:44	05/24/23 11:23	7439-93-2	
Magnesium	60300	ug/L	1000	43.0	1	05/22/23 08:44	05/24/23 11:23	7439-95-4	
Manganese	684	ug/L	10.0	5.4	1	05/22/23 08:44	05/24/23 11:23	7439-96-5	
Molybdenum	11.1	ug/L	10.0	2.0	1	05/22/23 08:44	05/24/23 11:23	7439-98-7	
Potassium	5750	ug/L	1000	200	1	05/22/23 08:44	05/24/23 11:23	7440-09-7	
Silica	13400	ug/L	450		1	05/22/23 08:44	05/24/23 11:23	7631-86-9	N2
Sodium	92000	ug/L	1000	284	1	05/22/23 08:44	05/24/23 11:23	7440-23-5	
6010 MET ICP, Dissolved									
Analytical Method: EPA 6010 Preparation Method: EPA 3010									
Pace Analytical Services - Indianapolis									
Iron, Dissolved	6160	ug/L	100	48.8	1	05/23/23 08:32	05/24/23 03:33	7439-89-6	
Manganese, Dissolved	644	ug/L	10.0	2.5	1	05/23/23 08:32	05/24/23 03:33	7439-96-5	
Molybdenum, Dissolved	11.2	ug/L	10.0	3.7	1	05/23/23 08:32	05/24/23 03:33	7439-98-7	
6020 MET ICPMS									
Analytical Method: EPA 6020 Preparation Method: EPA 200.2									
Pace Analytical Services - Indianapolis									
Antimony	ND	ug/L	1.0	0.036	1	05/24/23 07:35	05/24/23 23:45	7440-36-0	
Arsenic	1.8	ug/L	1.0	0.053	1	05/24/23 07:35	05/24/23 23:45	7440-38-2	
Beryllium	ND	ug/L	0.20	0.028	1	05/24/23 07:35	05/25/23 04:19	7440-41-7	
Chromium	ND	ug/L	10.0	0.13	1	05/24/23 07:35	05/24/23 23:45	7440-47-3	
Cobalt	ND	ug/L	1.0	0.032	1	05/24/23 07:35	05/24/23 23:45	7440-48-4	
Selenium	ND	ug/L	1.0	0.23	1	05/24/23 07:35	05/24/23 23:45	7782-49-2	
Thallium	ND	ug/L	1.0	0.033	1	05/24/23 07:35	05/24/23 23:45	7440-28-0	
7470 Mercury									
Analytical Method: EPA 7470 Preparation Method: EPA 7470									
Pace Analytical Services - Indianapolis									
Mercury	ND	ug/L	0.20	0.091	1	05/22/23 10:07	05/22/23 18:31	7439-97-6	
2320B Alkalinity									
Analytical Method: SM 2320B									
Pace Analytical Services - Indianapolis									
Alkalinity, Total as CaCO3	387	mg/L	10.0	10.0	1		05/18/23 07:39		

REPORT OF LABORATORY ANALYSIS

This report shall not be reproduced, except in full,
without the written consent of Pace Analytical Services, LLC.



ANALYTICAL RESULTS

Project: Harding Street P1R2
 Pace Project No.: 50344606

Sample: DUP-6 Lab ID: 50344606009 Collected: 05/11/23 08:00 Received: 05/11/23 17:00 Matrix: Water									
Parameters	Results	Units	Report Limit	MDL	DF	Prepared	Analyzed	CAS No.	Qual
2320B Alkalinity									
Analytical Method: SM 2320B Pace Analytical Services - Indianapolis									
Alkalinity,Bicarbonate (CaCO3)	387	mg/L	10.0	10.0	1		05/18/23 07:39		
Alkalinity,Carbonate (CaCO3)	ND	mg/L	10.0	10.0	1		05/18/23 07:39		
2540C Total Dissolved Solids									
Analytical Method: SM 2540C Pace Analytical Services - Indianapolis									
Total Dissolved Solids	1190	mg/L	20.0	20.0	1		05/17/23 13:39		
4500H+ pH, Electrometric									
Analytical Method: SM 4500-H+B Pace Analytical Services - Indianapolis									
pH at 25 Degrees C	7.5	Std. Units	0.10	0.10	1		05/26/23 15:50		H3
4500S2D Sulfide Water									
Analytical Method: SM 4500-S2-D Pace Analytical Services - Indianapolis									
Sulfide	ND	mg/L	0.10	0.025	1		05/15/23 14:24	18496-25-8	
Iron, Ferrous									
Analytical Method: HACH 8146 Pace Analytical Services - Indianapolis									
Iron, Ferrous	0.89	mg/L	0.50	0.088	2.5		05/12/23 12:01	15438-31-0	H3,N2
353.2 Nitrogen, NO2/NO3 unpres									
Analytical Method: EPA 353.2 Pace Analytical Services - Indianapolis									
Nitrogen, Nitrate	ND	mg/L	0.10	0.011	1		05/11/23 20:43	14797-55-8	
Nitrogen, Nitrite	ND	mg/L	0.10	0.0040	1		05/11/23 20:43	14797-65-0	
365.1 Total Phosphorus									
Analytical Method: EPA 365.1 Preparation Method: EPA 365.1 Pace Analytical Services - Indianapolis									
Phosphate as P04	ND	mg/L	0.15	0.15	1	05/18/23 10:30	05/25/23 16:30		
5310C TOC									
Analytical Method: SM 5310C Pace Analytical Services - Indianapolis									
Total Organic Carbon	1.6	mg/L	1.0	0.24	1		05/24/23 14:37	7440-44-0	
5310C Dissolved Organic Carbon									
Analytical Method: SM 5310C Pace Analytical Services - Indianapolis									
Dissolved Organic Carbon	1.7	mg/L	1.0	0.24	1		05/20/23 05:29		

REPORT OF LABORATORY ANALYSIS

This report shall not be reproduced, except in full,
 without the written consent of Pace Analytical Services, LLC.



QUALITY CONTROL DATA

Project: Harding Street P1R2

Pace Project No.: 50344606

QC Batch:	734168	Analysis Method:	EPA 9056
QC Batch Method:	EPA 9056	Analysis Description:	9056 IC Anions
		Laboratory:	Pace Analytical Services - Indianapolis
Associated Lab Samples:	50344606001, 50344606002, 50344606003, 50344606004, 50344606005, 50344606006, 50344606007, 50344606008, 50344606009		

METHOD BLANK:	3369206	Matrix:	Water
Associated Lab Samples:	50344606001, 50344606002, 50344606003, 50344606004, 50344606005, 50344606006, 50344606007, 50344606008, 50344606009		

Parameter	Units	Blank Result	Reporting Limit	MDL	Analyzed	Qualifiers
Chloride	mg/L	ND	0.25	0.067	05/23/23 21:44	
Fluoride	mg/L	ND	0.10	0.017	05/23/23 21:44	
Sulfate	mg/L	ND	0.25	0.085	05/23/23 21:44	

Parameter	Units	Spike Conc.	LCS Result	LCS % Rec	% Rec Limits	Qualifiers
Chloride	mg/L	2.5	2.4	98	80-120	
Fluoride	mg/L	1	0.99	99	80-120	
Sulfate	mg/L	5	5.1	102	80-120	

Parameter	Units	3369208		3369209		MS % Rec	MSD % Rec	% Rec Limits	RPD	Max RPD	Qual
		50344579003 Result	MS Spike Conc.	MSD Spike Conc.	MS Result						
Chloride	mg/L	7.6	2.5	2.5	10.1	10.1	101	100	80-120	0	15
Fluoride	mg/L	0.82	1	1	1.9	1.8	104	102	80-120	1	15
Sulfate	mg/L	<2.0	5	5	5.2	5.4	104	107	80-120	3	15

Results presented on this page are in the units indicated by the "Units" column except where an alternate unit is presented to the right of the result.

REPORT OF LABORATORY ANALYSIS

This report shall not be reproduced, except in full, without the written consent of Pace Analytical Services, LLC.



QUALITY CONTROL DATA

Project: Harding Street P1R2
 Pace Project No.: 50344606

QC Batch: 734793 Analysis Method: EPA 7470
 QC Batch Method: EPA 7470 Analysis Description: 7470 Mercury
 Laboratory: Pace Analytical Services - Indianapolis
 Associated Lab Samples: 50344606001, 50344606002, 50344606003, 50344606004, 50344606005, 50344606006, 50344606007, 50344606008, 50344606009

METHOD BLANK: 3372212 Matrix: Water
 Associated Lab Samples: 50344606001, 50344606002, 50344606003, 50344606004, 50344606005, 50344606006, 50344606007, 50344606008, 50344606009

Parameter	Units	Blank Result	Reporting Limit	MDL	Analyzed	Qualifiers
Mercury	ug/L	ND	0.20	0.091	05/22/23 18:02	

LABORATORY CONTROL SAMPLE: 3372213

Parameter	Units	Spike Conc.	LCS Result	LCS % Rec	% Rec Limits	Qualifiers
Mercury	ug/L	5	5.2	104	80-120	

MATRIX SPIKE & MATRIX SPIKE DUPLICATE: 3372214 3372215

Parameter	Units	50344613003 Result	MS Spike Conc.	MSD Spike Conc.	MS Result	MSD Result	MS % Rec	MSD % Rec	% Rec Limits	RPD	Max RPD	Qual
Mercury	ug/L	<0.00020 mg/L	5	5	5.4	5.2	107	103	75-125	3	20	

Results presented on this page are in the units indicated by the "Units" column except where an alternate unit is presented to the right of the result.

REPORT OF LABORATORY ANALYSIS

This report shall not be reproduced, except in full,
 without the written consent of Pace Analytical Services, LLC.



QUALITY CONTROL DATA

Project: Harding Street P1R2
 Pace Project No.: 50344606

QC Batch: 734579 Analysis Method: EPA 6010
 QC Batch Method: EPA 3010 Analysis Description: 6010 MET
 Laboratory: Pace Analytical Services - Indianapolis
 Associated Lab Samples: 50344606001, 50344606002, 50344606003, 50344606004, 50344606005, 50344606006, 50344606007, 50344606008, 50344606009

METHOD BLANK: 3371219 Matrix: Water
 Associated Lab Samples: 50344606001, 50344606002, 50344606003, 50344606004, 50344606005, 50344606006, 50344606007, 50344606008, 50344606009

Parameter	Units	Blank Result	Reporting Limit	MDL	Analyzed	Qualifiers
Aluminum	ug/L	ND	200	54.4	05/24/23 10:46	
Barium	ug/L	ND	10.0	1.3	05/24/23 10:46	
Boron	ug/L	ND	100	61.4	05/24/23 10:46	
Cadmium	ug/L	ND	2.0	0.48	05/24/23 10:46	
Calcium	ug/L	ND	1000	88.4	05/24/23 10:46	
Iron	ug/L	ND	100	48.8	05/24/23 10:46	
Lead	ug/L	ND	10.0	3.9	05/24/23 10:46	
Lithium	ug/L	ND	20.0	6.2	05/24/23 10:46	
Magnesium	ug/L	ND	1000	43.0	05/24/23 10:46	
Manganese	ug/L	ND	10.0	5.4	05/24/23 10:46	
Molybdenum	ug/L	ND	10.0	2.0	05/24/23 10:46	
Potassium	ug/L	ND	1000	200	05/24/23 10:46	
Silica	ug/L	ND	450		05/24/23 10:46	N2
Sodium	ug/L	ND	1000	284	05/24/23 10:46	

LABORATORY CONTROL SAMPLE: 3371220

Parameter	Units	Spike Conc.	LCS Result	LCS % Rec	% Rec Limits	Qualifiers
Aluminum	ug/L	5000	4670	93	80-120	
Barium	ug/L	1000	977	98	80-120	
Boron	ug/L	1000	952	95	80-120	
Cadmium	ug/L	1000	970	97	80-120	
Calcium	ug/L	5000	4960	99	80-120	
Iron	ug/L	2500	2390	96	80-120	
Lead	ug/L	1000	958	96	80-120	
Lithium	ug/L	1000	1030	103	80-120	
Magnesium	ug/L	5000	4700	94	80-120	
Manganese	ug/L	1000	999	100	80-120	
Molybdenum	ug/L	1000	996	100	80-120	
Potassium	ug/L	5000	4960	99	80-120	
Silica	ug/L	5350	5340	100	80-120	N2
Sodium	ug/L	5000	4980	100	80-120	

Results presented on this page are in the units indicated by the "Units" column except where an alternate unit is presented to the right of the result.

REPORT OF LABORATORY ANALYSIS

This report shall not be reproduced, except in full,
 without the written consent of Pace Analytical Services, LLC.



QUALITY CONTROL DATA

Project: Harding Street P1R2

Pace Project No.: 50344606

MATRIX SPIKE & MATRIX SPIKE DUPLICATE: 3371221 3371222												
Parameter	Units	50344613003 Result	MS		MSD		MS % Rec	MSD % Rec	% Rec Limits	RPD	Max RPD	Qual
			Spike Conc.	MS Result	Spike Conc.	MSD Result						
Aluminum	ug/L	<0.20 mg/L	5000	5000	4710	4720	94	94	75-125	0	20	
Barium	ug/L	<0.10 mg/L	1000	1000	1050	1040	96	95	75-125	0	20	
Boron	ug/L	<0.10 mg/L	1000	1000	998	1000	94	95	75-125	0	20	
Cadmium	ug/L	<0.0020 mg/L	1000	1000	954	963	95	96	75-125	1	20	
Calcium	ug/L	78.5 mg/L	5000	5000	81600	81000	61	48	75-125	1	20	P6
Iron	ug/L	3.9 mg/L	2500	2500	6100	6080	88	87	75-125	0	20	
Lead	ug/L	<0.010 mg/L	1000	1000	926	932	93	93	75-125	1	20	
Lithium	ug/L	<0.020 mg/L	1000	1000	1020	1020	102	102	75-125	0	20	
Magnesium	ug/L	23.0 mg/L	5000	5000	27200	27000	82	80	75-125	0	20	
Manganese	ug/L	0.12 mg/L	1000	1000	1080	1090	97	97	75-125	0	20	
Molybdenum	ug/L	<0.010 mg/L	1000	1000	975	984	97	98	75-125	1	20	
Potassium	ug/L	2.5 mg/L	5000	5000	7460	7360	99	97	75-125	1	20	
Silica	ug/L	19.3 mg/L	5350	5350	23900	23800	86	85	75-125	0	20	N2
Sodium	ug/L	7.9 mg/L	5000	5000	12600	12400	93	90	75-125	1	20	

Results presented on this page are in the units indicated by the "Units" column except where an alternate unit is presented to the right of the result.

REPORT OF LABORATORY ANALYSIS

This report shall not be reproduced, except in full,
without the written consent of Pace Analytical Services, LLC.



QUALITY CONTROL DATA

Project: Harding Street P1R2
 Pace Project No.: 50344606

QC Batch: 734556 Analysis Method: EPA 6010
 QC Batch Method: EPA 3010 Analysis Description: 6010 MET Dissolved
 Laboratory: Pace Analytical Services - Indianapolis
 Associated Lab Samples: 50344606001, 50344606002, 50344606003, 50344606004, 50344606005, 50344606006, 50344606007, 50344606008, 50344606009

METHOD BLANK: 3371108 Matrix: Water
 Associated Lab Samples: 50344606001, 50344606002, 50344606003, 50344606004, 50344606005, 50344606006, 50344606007, 50344606008, 50344606009

Parameter	Units	Blank Result	Reporting Limit	MDL	Analyzed	Qualifiers
Iron, Dissolved	ug/L	ND	100	48.8	05/24/23 02:36	
Manganese, Dissolved	ug/L	ND	10.0	2.5	05/24/23 02:36	
Molybdenum, Dissolved	ug/L	ND	10.0	3.7	05/24/23 02:36	

LABORATORY CONTROL SAMPLE: 3371109

Parameter	Units	Spike Conc.	LCS Result	LCS % Rec	% Rec Limits	Qualifiers
Iron, Dissolved	ug/L	2500	2310	92	80-120	
Manganese, Dissolved	ug/L	1000	912	91	80-120	
Molybdenum, Dissolved	ug/L	1000	976	98	80-120	

MATRIX SPIKE & MATRIX SPIKE DUPLICATE: 3371110 3371111

Parameter	Units	50344606001		3371111		MS % Rec	MSD % Rec	% Rec Limits	RPD	Max RPD	Qual
		Result	MS Spike Conc.	MSD Spike Conc.	MS Result						
Iron, Dissolved	ug/L	5860	2500	2500	8270	8100	97	90	75-125	2	20
Manganese, Dissolved	ug/L	615	1000	1000	1530	1510	92	89	75-125	2	20
Molybdenum, Dissolved	ug/L	11.8	1000	1000	1020	1020	101	101	75-125	0	20

Results presented on this page are in the units indicated by the "Units" column except where an alternate unit is presented to the right of the result.

REPORT OF LABORATORY ANALYSIS

This report shall not be reproduced, except in full, without the written consent of Pace Analytical Services, LLC.



QUALITY CONTROL DATA

Project: Harding Street P1R2
Pace Project No.: 50344606

QC Batch: 735204 Analysis Method: EPA 6020
QC Batch Method: EPA 200.2 Analysis Description: 6020 MET
Laboratory: Pace Analytical Services - Indianapolis
Associated Lab Samples: 50344606001, 50344606002, 50344606003, 50344606004, 50344606005, 50344606006, 50344606007, 50344606008, 50344606009

METHOD BLANK: 3373832 Matrix: Water
Associated Lab Samples: 50344606001, 50344606002, 50344606003, 50344606004, 50344606005, 50344606006, 50344606007, 50344606008, 50344606009

Parameter	Units	Blank Result	Reporting Limit	MDL	Analyzed	Qualifiers
Antimony	ug/L	ND	1.0	0.036	05/24/23 20:58	
Arsenic	ug/L	ND	1.0	0.053	05/24/23 20:58	
Beryllium	ug/L	ND	0.20	0.028	05/24/23 20:58	
Chromium	ug/L	ND	10.0	0.13	05/24/23 20:58	
Cobalt	ug/L	ND	1.0	0.032	05/24/23 20:58	
Selenium	ug/L	ND	1.0	0.23	05/24/23 20:58	
Thallium	ug/L	ND	1.0	0.033	05/24/23 20:58	

LABORATORY CONTROL SAMPLE: 3373833

Parameter	Units	Spike Conc.	LCS Result	LCS % Rec	% Rec Limits	Qualifiers
Antimony	ug/L	40	41.2	103	80-120	
Arsenic	ug/L	40	38.8	97	80-120	
Beryllium	ug/L	40	41.0	102	80-120	
Chromium	ug/L	40	39.4	98	80-120	
Cobalt	ug/L	40	40.5	101	80-120	
Selenium	ug/L	40	39.8	100	80-120	
Thallium	ug/L	40	40.9	102	80-120	

MATRIX SPIKE & MATRIX SPIKE DUPLICATE: 3373834 3373835

Parameter	Units	MS		MSD		MS Result	MSD Result	MS % Rec	MSD % Rec	% Rec Limits	RPD	Max RPD	Qual
		50344550003	Spike Conc.	Spike Conc.	Result								
Antimony	ug/L	ND	40	40	41.8	41.8	104	104	75-125	0	20		
Arsenic	ug/L	0.25J	40	40	39.2	39.2	97	97	75-125	0	20		
Beryllium	ug/L	ND	40	40	37.3	37.9	93	95	75-125	2	20		
Chromium	ug/L	0.22J	40	40	39.0	38.6	97	96	75-125	1	20		
Cobalt	ug/L	0.20J	40	40	38.0	38.1	95	95	75-125	0	20		
Selenium	ug/L	ND	40	40	37.9	38.6	95	96	75-125	2	20		
Thallium	ug/L	ND	40	40	42.1	41.8	105	104	75-125	1	20		

Results presented on this page are in the units indicated by the "Units" column except where an alternate unit is presented to the right of the result.

REPORT OF LABORATORY ANALYSIS

This report shall not be reproduced, except in full,
without the written consent of Pace Analytical Services, LLC.



QUALITY CONTROL DATA

Project: Harding Street P1R2

Pace Project No.: 50344606

QC Batch:	734273	Analysis Method:	SM 2320B
QC Batch Method:	SM 2320B	Analysis Description:	2320B Alkalinity
		Laboratory:	Pace Analytical Services - Indianapolis
Associated Lab Samples:	50344606001, 50344606002, 50344606003, 50344606004, 50344606005, 50344606006, 50344606007, 50344606008, 50344606009		

METHOD BLANK:	3369891	Matrix:	Water
Associated Lab Samples:	50344606001, 50344606002, 50344606003, 50344606004, 50344606005, 50344606006, 50344606007, 50344606008, 50344606009		

Parameter	Units	Blank Result	Reporting Limit	MDL	Analyzed	Qualifiers
Alkalinity, Total as CaCO3	mg/L	ND	10.0	10.0	05/18/23 07:39	
Alkalinity,Bicarbonate (CaCO3)	mg/L	ND	10.0	10.0	05/18/23 07:39	
Alkalinity,Carbonate (CaCO3)	mg/L	ND	10.0	10.0	05/18/23 07:39	

LABORATORY CONTROL SAMPLE: 3369892						
Parameter	Units	Spike Conc.	LCS Result	LCS % Rec	% Rec Limits	Qualifiers
Alkalinity, Total as CaCO3	mg/L	50	51.0	102	90-110	

SAMPLE DUPLICATE: 3369893						
Parameter	Units	50344606006 Result	Dup Result	RPD	Max RPD	Qualifiers
Alkalinity, Total as CaCO3	mg/L	321	325	1	20	
Alkalinity,Bicarbonate (CaCO3)	mg/L	321	325	1	20	
Alkalinity,Carbonate (CaCO3)	mg/L	ND	ND		20	

SAMPLE DUPLICATE: 3369894						
Parameter	Units	50344636003 Result	Dup Result	RPD	Max RPD	Qualifiers
Alkalinity, Total as CaCO3	mg/L	345	352	2	20	
Alkalinity,Bicarbonate (CaCO3)	mg/L	345	352	2	20	
Alkalinity,Carbonate (CaCO3)	mg/L	ND	ND		20	

Results presented on this page are in the units indicated by the "Units" column except where an alternate unit is presented to the right of the result.

REPORT OF LABORATORY ANALYSIS

This report shall not be reproduced, except in full, without the written consent of Pace Analytical Services, LLC.



QUALITY CONTROL DATA

Project: Harding Street P1R2

Pace Project No.: 50344606

QC Batch: 734080

Analysis Method: SM 2540C

QC Batch Method: SM 2540C

Analysis Description: 2540C Total Dissolved Solids

Laboratory: Pace Analytical Services - Indianapolis

Associated Lab Samples: 50344606001, 50344606002, 50344606003, 50344606004, 50344606005, 50344606006, 50344606007, 50344606008, 50344606009

METHOD BLANK: 3368778

Matrix: Water

Associated Lab Samples: 50344606001, 50344606002, 50344606003, 50344606004, 50344606005, 50344606006, 50344606007, 50344606008, 50344606009

Parameter	Units	Blank Result	Reporting Limit	MDL	Analyzed	Qualifiers
Total Dissolved Solids	mg/L	ND	10.0	10.0	05/17/23 13:36	

LABORATORY CONTROL SAMPLE: 3368779

Parameter	Units	Spike Conc.	LCS Result	LCS % Rec	% Rec Limits	Qualifiers
Total Dissolved Solids	mg/L	300	288	96	80-120	

SAMPLE DUPLICATE: 3368780

Parameter	Units	50344606001 Result	Dup Result	RPD	Max RPD	Qualifiers
Total Dissolved Solids	mg/L	1190	1190	0	10	

SAMPLE DUPLICATE: 3368781

Parameter	Units	50344737011 Result	Dup Result	RPD	Max RPD	Qualifiers
Total Dissolved Solids	mg/L	2530	2500	1	10	

Results presented on this page are in the units indicated by the "Units" column except where an alternate unit is presented to the right of the result.

REPORT OF LABORATORY ANALYSIS

This report shall not be reproduced, except in full, without the written consent of Pace Analytical Services, LLC.



QUALITY CONTROL DATA

Project: Harding Street P1R2

Pace Project No.: 50344606

QC Batch: 736155 Analysis Method: SM 4500-H+B

QC Batch Method: SM 4500-H+B Analysis Description: 4500H+B pH

Laboratory: Pace Analytical Services - Indianapolis

Associated Lab Samples: 50344606001, 50344606002, 50344606003, 50344606004, 50344606005, 50344606006, 50344606007, 50344606008, 50344606009

SAMPLE DUPLICATE: 3378065

Parameter	Units	50344606001 Result	Dup Result	RPD	Max RPD	Qualifiers
pH at 25 Degrees C	Std. Units	6.9	7.0	1	2	H3

SAMPLE DUPLICATE: 3378066

Parameter	Units	50344739003 Result	Dup Result	RPD	Max RPD	Qualifiers
pH at 25 Degrees C	Std. Units	7.7	7.6	1	2	H3

Results presented on this page are in the units indicated by the "Units" column except where an alternate unit is presented to the right of the result.

REPORT OF LABORATORY ANALYSIS

This report shall not be reproduced, except in full,
without the written consent of Pace Analytical Services, LLC.



QUALITY CONTROL DATA

Project: Harding Street P1R2

Pace Project No.: 50344606

QC Batch:	733168	Analysis Method:	SM 4500-S2-D
QC Batch Method:	SM 4500-S2-D	Analysis Description:	4500S2D Sulfide Water
		Laboratory:	Pace Analytical Services - Indianapolis

Associated Lab Samples: 50344606001, 50344606002, 50344606003, 50344606004, 50344606005

METHOD BLANK: 3365011 Matrix: Water
 Associated Lab Samples: 50344606001, 50344606002, 50344606003, 50344606004, 50344606005

Parameter	Units	Blank Result	Reporting Limit	MDL	Analyzed	Qualifiers
Sulfide	mg/L	ND	0.10	0.025	05/12/23 15:21	

LABORATORY CONTROL SAMPLE: 3365012

Parameter	Units	Spike Conc.	LCS Result	LCS % Rec	% Rec Limits	Qualifiers
Sulfide	mg/L	0.5	0.52	104	90-110	

MATRIX SPIKE & MATRIX SPIKE DUPLICATE: 3365013 3365014

Parameter	Units	50344471009 Result	MS Spike Conc.	MSD Spike Conc.	MS Result	MSD Result	MS % Rec	MSD % Rec	% Rec Limits	RPD	Max RPD	Qual
Sulfide	mg/L	0.41J	0.5	0.5	0.62	0.62	42	42	90-110	0	20	M3

MATRIX SPIKE SAMPLE: 3365015

Parameter	Units	50344606004 Result	Spike Conc.	MS Result	MS % Rec	% Rec Limits	Qualifiers
Sulfide	mg/L	ND	0.5	0.22	37	90-110	M0

Results presented on this page are in the units indicated by the "Units" column except where an alternate unit is presented to the right of the result.

REPORT OF LABORATORY ANALYSIS

This report shall not be reproduced, except in full, without the written consent of Pace Analytical Services, LLC.



QUALITY CONTROL DATA

Project: Harding Street P1R2

Pace Project No.: 50344606

QC Batch:	733561	Analysis Method:	SM 4500-S2-D
QC Batch Method:	SM 4500-S2-D	Analysis Description:	4500S2D Sulfide Water
		Laboratory:	Pace Analytical Services - Indianapolis

Associated Lab Samples: 50344606006, 50344606007, 50344606008, 50344606009

METHOD BLANK: 3366722 Matrix: Water
 Associated Lab Samples: 50344606006, 50344606007, 50344606008, 50344606009

Parameter	Units	Blank Result	Reporting Limit	MDL	Analyzed	Qualifiers
Sulfide	mg/L	ND	0.10	0.025	05/15/23 14:24	

LABORATORY CONTROL SAMPLE: 3366723

Parameter	Units	Spike Conc.	LCS Result	LCS % Rec	% Rec Limits	Qualifiers
Sulfide	mg/L	0.5	0.54	107	90-110	

MATRIX SPIKE & MATRIX SPIKE DUPLICATE: 3366724 3366725

Parameter	Units	50344764007 Result	MS Spike Conc.	MSD Spike Conc.	MS Result	MSD Result	MS % Rec	MSD % Rec	% Rec Limits	RPD	Max RPD	Qual
Sulfide	mg/L	<0.025	0.5	0.5	0.27	0.27	53	54	90-110	1	20	M3

MATRIX SPIKE SAMPLE: 3366728

Parameter	Units	50344703001 Result	Spike Conc.	MS Result	MS % Rec	% Rec Limits	Qualifiers
Sulfide	mg/L	ND	0.5	0.55	110	90-110	H3

Results presented on this page are in the units indicated by the "Units" column except where an alternate unit is presented to the right of the result.

REPORT OF LABORATORY ANALYSIS

This report shall not be reproduced, except in full, without the written consent of Pace Analytical Services, LLC.



QUALITY CONTROL DATA

Project: Harding Street P1R2

Pace Project No.: 50344606

QC Batch:	733149	Analysis Method:	HACH 8146
QC Batch Method:	HACH 8146	Analysis Description:	Iron, Ferrous
		Laboratory:	Pace Analytical Services - Indianapolis
Associated Lab Samples:	50344606001, 50344606002, 50344606003, 50344606004, 50344606005, 50344606006, 50344606007, 50344606008, 50344606009		

METHOD BLANK:	3364944	Matrix:	Water
Associated Lab Samples:	50344606001, 50344606002, 50344606003, 50344606004, 50344606005, 50344606006, 50344606007, 50344606008, 50344606009		

Parameter	Units	Blank Result	Reporting Limit	MDL	Analyzed	Qualifiers
Iron, Ferrous	mg/L	ND	0.20	0.035	05/12/23 11:58	H3,N2

LABORATORY CONTROL SAMPLE: 3364945						
Parameter	Units	Spike Conc.	LCS Result	LCS % Rec	% Rec Limits	Qualifiers
Iron, Ferrous	mg/L	1	1.0	100	90-110	H3,N2

MATRIX SPIKE & MATRIX SPIKE DUPLICATE: 3364946											3364947		
Parameter	Units	50344402001 Result	MS Spike Conc.	MSD Spike Conc.	MS Result	MSD Result	MS % Rec	MSD % Rec	% Rec Limits	RPD	Max RPD	Qual	
Iron, Ferrous	mg/L	ND	1	1	1.1	1.1	109	107	90-110	1	20	H3,N2	

MATRIX SPIKE SAMPLE: 3364948										
Parameter	Units	50344606001 Result	Spike Conc.	MS Result	MS % Rec	% Rec Limits	Qualifiers			
Iron, Ferrous	mg/L		0.52	5	5.6	101	90-110 H3,N2			

Results presented on this page are in the units indicated by the "Units" column except where an alternate unit is presented to the right of the result.

REPORT OF LABORATORY ANALYSIS

This report shall not be reproduced, except in full, without the written consent of Pace Analytical Services, LLC.



QUALITY CONTROL DATA

Project: Harding Street P1R2

Pace Project No.: 50344606

QC Batch:	733069	Analysis Method:	EPA 353.2
QC Batch Method:	EPA 353.2	Analysis Description:	353.2 Nitrate + Nitrite, Unpres.
		Laboratory:	Pace Analytical Services - Indianapolis
Associated Lab Samples:	50344606001, 50344606002, 50344606003, 50344606004, 50344606005, 50344606006, 50344606007, 50344606008, 50344606009		

METHOD BLANK:	3364500	Matrix:	Water
Associated Lab Samples:	50344606001, 50344606002, 50344606003, 50344606004, 50344606005, 50344606006, 50344606007, 50344606008, 50344606009		

Parameter	Units	Blank Result	Reporting Limit	MDL	Analyzed	Qualifiers
Nitrogen, Nitrate	mg/L	ND	0.10	0.011	05/11/23 20:37	
Nitrogen, Nitrite	mg/L	ND	0.10	0.0040	05/11/23 20:37	

LABORATORY CONTROL SAMPLE: 3364501						
Parameter	Units	Spike Conc.	LCS Result	LCS % Rec	% Rec Limits	Qualifiers
Nitrogen, Nitrate	mg/L	1	0.93	93	90-110	
Nitrogen, Nitrite	mg/L	1	0.97	97	90-110	

MATRIX SPIKE & MATRIX SPIKE DUPLICATE: 3364502												3364503	
Parameter	Units	50344606006		MS	MSD	MS Result	MSD Result	MS % Rec	MSD % Rec	% Rec Limits	RPD	Max RPD	Qual
		Result	Conc.	Spike Conc.	Spike Conc.								
Nitrogen, Nitrate	mg/L	ND	1	1	1	0.95	0.95	94	94	90-110	0	20	
Nitrogen, Nitrite	mg/L	ND	1	1	1	0.98	0.98	98	98	90-110	0	20	

MATRIX SPIKE SAMPLE: 3364504											
Parameter	Units	50344606003		Spike Conc.	MS Result	MS % Rec	% Rec Limits	Qualifiers			
		Result	Conc.								
Nitrogen, Nitrate	mg/L		0.35	1	1.3	96	90-110				
Nitrogen, Nitrite	mg/L		ND	1	0.99	97	90-110				

Results presented on this page are in the units indicated by the "Units" column except where an alternate unit is presented to the right of the result.

REPORT OF LABORATORY ANALYSIS

This report shall not be reproduced, except in full, without the written consent of Pace Analytical Services, LLC.



QUALITY CONTROL DATA

Project: Harding Street P1R2

Pace Project No.: 50344606

QC Batch:	734305	Analysis Method:	EPA 365.1
QC Batch Method:	EPA 365.1	Analysis Description:	365.1 Total Phosphorus
		Laboratory:	Pace Analytical Services - Indianapolis

Associated Lab Samples: 50344606001, 50344606002, 50344606003, 50344606004, 50344606005, 50344606006, 50344606007, 50344606008, 50344606009

METHOD BLANK: 3370010 Matrix: Water

Associated Lab Samples: 50344606001, 50344606002, 50344606003, 50344606004, 50344606005, 50344606006, 50344606007, 50344606008, 50344606009

Parameter	Units	Blank Result	Reporting Limit	MDL	Analyzed	Qualifiers
Phosphate as P04	mg/L	ND	0.15	0.15	05/25/23 13:50	

LABORATORY CONTROL SAMPLE: 3370011

Parameter	Units	Spike Conc.	LCS Result	LCS % Rec	% Rec Limits	Qualifiers
Phosphate as P04	mg/L		1.5			

MATRIX SPIKE & MATRIX SPIKE DUPLICATE: 3370012 3370013

Parameter	Units	50344606001 Result	MS Spike Conc.	MSD Spike Conc.	MS Result	MSD Result	MS % Rec	MSD % Rec	% Rec Limits	RPD	Max RPD	Qual
Phosphate as P04	mg/L	ND			1.4	1.5					2	

Results presented on this page are in the units indicated by the "Units" column except where an alternate unit is presented to the right of the result.

REPORT OF LABORATORY ANALYSIS

This report shall not be reproduced, except in full, without the written consent of Pace Analytical Services, LLC.



QUALITY CONTROL DATA

Project: Harding Street P1R2

Pace Project No.: 50344606

QC Batch: 735083

Analysis Method: SM 5310C

QC Batch Method: SM 5310C

Analysis Description: 5310C Total Organic Carbon

Laboratory: Pace Analytical Services - Indianapolis

Associated Lab Samples: 50344606001

METHOD BLANK: 3373384

Matrix: Water

Associated Lab Samples: 50344606001

Parameter	Units	Blank Result	Reporting Limit	MDL	Analyzed	Qualifiers
Total Organic Carbon	mg/L	ND	1.0	0.24	05/23/23 16:51	

LABORATORY CONTROL SAMPLE: 3373385

Parameter	Units	Spike Conc.	LCS Result	LCS % Rec	% Rec Limits	Qualifiers
Total Organic Carbon	mg/L	10	9.8	98	90-110	

MATRIX SPIKE & MATRIX SPIKE DUPLICATE: 3373386 3373387

Parameter	Units	50344603006		3373387		MS % Rec	MSD % Rec	% Rec Limits	RPD	Max RPD	Qual
		MS Spike Conc.	MSD Spike Conc.	MS Result	MSD Result						
Total Organic Carbon	mg/L	12.6	40	40	52.6	52.6	100	100	80-120	0	20

MATRIX SPIKE SAMPLE: 3373388

Parameter	Units	50344603007 Result	Spike Conc.	MS Result	MS % Rec	% Rec Limits	Qualifiers
Total Organic Carbon	mg/L	15.0	40	55.1	100	80-120	

Results presented on this page are in the units indicated by the "Units" column except where an alternate unit is presented to the right of the result.

REPORT OF LABORATORY ANALYSIS

This report shall not be reproduced, except in full, without the written consent of Pace Analytical Services, LLC.



QUALITY CONTROL DATA

Project: Harding Street P1R2
 Pace Project No.: 50344606

QC Batch: 735304 Analysis Method: SM 5310C
 QC Batch Method: SM 5310C Analysis Description: 5310C Total Organic Carbon
 Laboratory: Pace Analytical Services - Indianapolis
 Associated Lab Samples: 50344606002, 50344606003, 50344606004, 50344606005, 50344606006, 50344606007, 50344606008, 50344606009

METHOD BLANK: 3374150 Matrix: Water
 Associated Lab Samples: 50344606002, 50344606003, 50344606004, 50344606005, 50344606006, 50344606007, 50344606008, 50344606009

Parameter	Units	Blank Result	Reporting Limit	MDL	Analyzed	Qualifiers
Total Organic Carbon	mg/L	ND	1.0	0.24	05/24/23 11:36	

LABORATORY CONTROL SAMPLE: 3374151

Parameter	Units	Spike Conc.	LCS Result	LCS % Rec	% Rec Limits	Qualifiers
Total Organic Carbon	mg/L	10	9.8	98	90-110	

MATRIX SPIKE & MATRIX SPIKE DUPLICATE: 3374152 3374153

Parameter	Units	50344606002 Result	MS Spike Conc.	MSD Spike Conc.	MS Result	MSD Result	MS % Rec	MSD % Rec	% Rec Limits	RPD	Max RPD	Qual
Total Organic Carbon	mg/L	1.4	10	10	11.3	11.4	99	100	80-120	1	20	

MATRIX SPIKE SAMPLE: 3374154

Parameter	Units	50344606003 Result	Spike Conc.	MS Result	MS % Rec	% Rec Limits	Qualifiers
Total Organic Carbon	mg/L	ND	10	10.7	100	80-120	

Results presented on this page are in the units indicated by the "Units" column except where an alternate unit is presented to the right of the result.

REPORT OF LABORATORY ANALYSIS

This report shall not be reproduced, except in full,
 without the written consent of Pace Analytical Services, LLC.



QUALITY CONTROL DATA

Project: Harding Street P1R2
 Pace Project No.: 50344606

QC Batch: 734736 Analysis Method: SM 5310C
 QC Batch Method: SM 5310C Analysis Description: 5310C Dissolved Organic Carbon
 Laboratory: Pace Analytical Services - Indianapolis
 Associated Lab Samples: 50344606001, 50344606002, 50344606003, 50344606004, 50344606005, 50344606006, 50344606007, 50344606008, 50344606009

METHOD BLANK: 3371795 Matrix: Water
 Associated Lab Samples: 50344606001, 50344606002, 50344606003, 50344606004, 50344606005, 50344606006, 50344606007, 50344606008, 50344606009

Parameter	Units	Blank Result	Reporting Limit	MDL	Analyzed	Qualifiers
Dissolved Organic Carbon	mg/L	ND	1.0	0.24	05/19/23 23:31	

LABORATORY CONTROL SAMPLE: 3371796

Parameter	Units	Spike Conc.	LCS Result	LCS % Rec	% Rec Limits	Qualifiers
Dissolved Organic Carbon	mg/L	10	10.2	102	90-110	

MATRIX SPIKE & MATRIX SPIKE DUPLICATE: 3371797 3371798

Parameter	Units	50344603014 Result	MS Spike Conc.	MSD Spike Conc.	MS Result	MSD Result	MS % Rec	MSD % Rec	% Rec Limits	RPD	Max RPD	Qual
Dissolved Organic Carbon	mg/L	13.8	20	20	33.5	33.1	99	97	80-120	1	20	

MATRIX SPIKE SAMPLE: 3372292

Parameter	Units	50344471016 Result	Spike Conc.	MS Result	MS % Rec	% Rec Limits	Qualifiers
Dissolved Organic Carbon	mg/L	25.1	40	65.8	102	80-120	

Results presented on this page are in the units indicated by the "Units" column except where an alternate unit is presented to the right of the result.

REPORT OF LABORATORY ANALYSIS

This report shall not be reproduced, except in full,
 without the written consent of Pace Analytical Services, LLC.



ANALYTICAL RESULTS - RADIOCHEMISTRY

Project: Harding Street P1R2

Pace Project No.: 50344606

Sample: MW-110S **Lab ID: 50344606001** Collected: 05/11/23 10:55 Received: 05/11/23 17:00 Matrix: Water
PWS: Site ID: Sample Type:

Parameters	Method	Act ± Unc (MDC) Carr Trac	Units	Analyzed	CAS No.	Qual
	Pace Analytical Services - Greensburg					
Radium-226	EPA 903.1	0.726 ± 0.474 (0.486) C:NA T:99%	pCi/L	06/14/23 15:50	13982-63-3	
	Pace Analytical Services - Greensburg					
Radium-228	EPA 904.0	1.05 ± 0.404 (0.587) C:75% T:92%	pCi/L	06/08/23 13:05	15262-20-1	
	Pace Analytical Services - Greensburg					
Total Radium	Total Radium Calculation	1.78 ± 0.878 (1.07)	pCi/L	06/14/23 17:56	7440-14-4	

REPORT OF LABORATORY ANALYSIS

This report shall not be reproduced, except in full, without the written consent of Pace Analytical Services, LLC.



ANALYTICAL RESULTS - RADIOCHEMISTRY

Project: Harding Street P1R2

Pace Project No.: 50344606

Sample: MW-110D **Lab ID: 50344606002** Collected: 05/11/23 14:26 Received: 05/11/23 17:00 Matrix: Water
 PWS: Site ID: Sample Type:

Parameters	Method	Act ± Unc (MDC) Carr Trac	Units	Analyzed	CAS No.	Qual
	Pace Analytical Services - Greensburg					
Radium-226	EPA 903.1	0.442 ± 0.648 (1.11) C:NA T:93%	pCi/L	06/14/23 16:07	13982-63-3	
	Pace Analytical Services - Greensburg					
Radium-228	EPA 904.0	0.770 ± 0.402 (0.693) C:73% T:85%	pCi/L	06/08/23 13:05	15262-20-1	
	Pace Analytical Services - Greensburg					
Total Radium	Total Radium Calculation	1.21 ± 1.05 (1.80)	pCi/L	06/14/23 17:56	7440-14-4	

REPORT OF LABORATORY ANALYSIS

This report shall not be reproduced, except in full, without the written consent of Pace Analytical Services, LLC.



ANALYTICAL RESULTS - RADIOCHEMISTRY

Project: Harding Street P1R2

Pace Project No.: 50344606

Sample: MW-106S **Lab ID: 50344606003** Collected: 05/11/23 14:06 Received: 05/11/23 17:00 Matrix: Water
 PWS: Site ID: Sample Type:

Parameters	Method	Act ± Unc (MDC) Carr Trac	Units	Analyzed	CAS No.	Qual
	Pace Analytical Services - Greensburg					
Radium-226	EPA 903.1	0.000 ± 0.363 (0.814) C:NA T:95%	pCi/L	06/14/23 16:07	13982-63-3	
	Pace Analytical Services - Greensburg					
Radium-228	EPA 904.0	0.839 ± 0.443 (0.801) C:74% T:90%	pCi/L	06/08/23 13:05	15262-20-1	
	Pace Analytical Services - Greensburg					
Total Radium	Total Radium Calculation	0.839 ± 0.806 (1.62)	pCi/L	06/14/23 17:56	7440-14-4	

REPORT OF LABORATORY ANALYSIS

This report shall not be reproduced, except in full,
 without the written consent of Pace Analytical Services, LLC.



ANALYTICAL RESULTS - RADIOCHEMISTRY

Project: Harding Street P1R2

Pace Project No.: 50344606

Sample: MW-106I **Lab ID: 50344606004** Collected: 05/11/23 12:35 Received: 05/11/23 17:00 Matrix: Water
 PWS: Site ID: Sample Type:

Parameters	Method	Act ± Unc (MDC) Carr Trac	Units	Analyzed	CAS No.	Qual
	Pace Analytical Services - Greensburg					
Radium-226	EPA 903.1	0.861 ± 0.637 (0.862) C:NA T:92%	pCi/L	06/14/23 16:07	13982-63-3	
	Pace Analytical Services - Greensburg					
Radium-228	EPA 904.0	0.275 ± 0.337 (0.713) C:79% T:88%	pCi/L	06/08/23 13:06	15262-20-1	
	Pace Analytical Services - Greensburg					
Total Radium	Total Radium Calculation	1.14 ± 0.974 (1.58)	pCi/L	06/14/23 17:56	7440-14-4	

REPORT OF LABORATORY ANALYSIS

This report shall not be reproduced, except in full,
 without the written consent of Pace Analytical Services, LLC.



ANALYTICAL RESULTS - RADIOCHEMISTRY

Project: Harding Street P1R2

Pace Project No.: 50344606

Sample: MW-106D **Lab ID: 50344606005** Collected: 05/11/23 10:32 Received: 05/11/23 17:00 Matrix: Water
 PWS: Site ID: Sample Type:

Parameters	Method	Act ± Unc (MDC) Carr Trac	Units	Analyzed	CAS No.	Qual
Pace Analytical Services - Greensburg						
Radium-226	EPA 903.1	0.366 ± 0.432 (0.679) C:NA T:95%	pCi/L	06/14/23 16:07	13982-63-3	
Pace Analytical Services - Greensburg						
Radium-228	EPA 904.0	0.457 ± 0.318 (0.605) C:80% T:90%	pCi/L	06/08/23 13:06	15262-20-1	
Pace Analytical Services - Greensburg						
Total Radium	Total Radium Calculation	0.823 ± 0.750 (1.28)	pCi/L	06/14/23 17:56	7440-14-4	

REPORT OF LABORATORY ANALYSIS

This report shall not be reproduced, except in full, without the written consent of Pace Analytical Services, LLC.



ANALYTICAL RESULTS - RADIOCHEMISTRY

Project: Harding Street P1R2

Pace Project No.: 50344606

Sample: PZ-100S **Lab ID: 50344606006** Collected: 05/11/23 09:57 Received: 05/11/23 17:00 Matrix: Water
 PWS: Site ID: Sample Type:

Parameters	Method	Act ± Unc (MDC) Carr Trac	Units	Analyzed	CAS No.	Qual
	Pace Analytical Services - Greensburg					
Radium-226	EPA 903.1	0.273 ± 0.464 (0.819) C:NA T:94%	pCi/L	06/14/23 16:07	13982-63-3	
	Pace Analytical Services - Greensburg					
Radium-228	EPA 904.0	0.904 ± 0.399 (0.643) C:75% T:92%	pCi/L	06/08/23 13:06	15262-20-1	
	Pace Analytical Services - Greensburg					
Total Radium	Total Radium Calculation	1.18 ± 0.863 (1.46)	pCi/L	06/14/23 17:56	7440-14-4	

REPORT OF LABORATORY ANALYSIS

This report shall not be reproduced, except in full,
 without the written consent of Pace Analytical Services, LLC.



ANALYTICAL RESULTS - RADIOCHEMISTRY

Project: Harding Street P1R2

Pace Project No.: 50344606

Sample: PZ-100D **Lab ID: 50344606007** Collected: 05/11/23 11:32 Received: 05/11/23 17:00 Matrix: Water
 PWS: Site ID: Sample Type:

Parameters	Method	Act ± Unc (MDC) Carr Trac	Units	Analyzed	CAS No.	Qual
Pace Analytical Services - Greensburg						
Radium-226	EPA 903.1	0.749 ± 0.629 (0.899) C:NA T:94%	pCi/L	06/14/23 16:07	13982-63-3	
Pace Analytical Services - Greensburg						
Radium-228	EPA 904.0	0.628 ± 0.401 (0.757) C:75% T:90%	pCi/L	06/08/23 13:06	15262-20-1	
Pace Analytical Services - Greensburg						
Total Radium	Total Radium Calculation	1.38 ± 1.03 (1.66)	pCi/L	06/14/23 17:56	7440-14-4	

REPORT OF LABORATORY ANALYSIS

This report shall not be reproduced, except in full, without the written consent of Pace Analytical Services, LLC.



ANALYTICAL RESULTS - RADIOCHEMISTRY

Project: Harding Street P1R2

Pace Project No.: 50344606

Sample: DUP-5 **Lab ID: 50344606008** Collected: 05/11/23 08:00 Received: 05/11/23 17:00 Matrix: Water
 PWS: Site ID: Sample Type:

Parameters	Method	Act ± Unc (MDC) Carr Trac	Units	Analyzed	CAS No.	Qual
Pace Analytical Services - Greensburg						
Radium-226	EPA 903.1	0.384 ± 0.453 (0.713) C:NA T:92%	pCi/L	06/14/23 16:07	13982-63-3	
Pace Analytical Services - Greensburg						
Radium-228	EPA 904.0	0.710 ± 0.403 (0.734) C:77% T:84%	pCi/L	06/08/23 13:07	15262-20-1	
Pace Analytical Services - Greensburg						
Total Radium	Total Radium Calculation	1.09 ± 0.856 (1.45)	pCi/L	06/14/23 17:56	7440-14-4	

REPORT OF LABORATORY ANALYSIS

This report shall not be reproduced, except in full, without the written consent of Pace Analytical Services, LLC.



ANALYTICAL RESULTS - RADIOCHEMISTRY

Project: Harding Street P1R2

Pace Project No.: 50344606

Sample: DUP-6 **Lab ID: 50344606009** Collected: 05/11/23 08:00 Received: 05/11/23 17:00 Matrix: Water
 PWS: Site ID: Sample Type:

Parameters	Method	Act ± Unc (MDC) Carr Trac	Units	Analyzed	CAS No.	Qual
	Pace Analytical Services - Greensburg					
Radium-226	EPA 903.1	0.158 ± 0.659 (1.26) C:NA T:98%	pCi/L	06/14/23 16:07	13982-63-3	
	Pace Analytical Services - Greensburg					
Radium-228	EPA 904.0	0.579 ± 0.357 (0.659) C:74% T:91%	pCi/L	06/08/23 13:07	15262-20-1	
	Pace Analytical Services - Greensburg					
Total Radium	Total Radium Calculation	0.737 ± 1.02 (1.92)	pCi/L	06/14/23 17:56	7440-14-4	

REPORT OF LABORATORY ANALYSIS

This report shall not be reproduced, except in full, without the written consent of Pace Analytical Services, LLC.



QUALITY CONTROL - RADIOCHEMISTRY

Project: Harding Street P1R2

Pace Project No.: 50344606

QC Batch:	589844	Analysis Method:	EPA 903.1
QC Batch Method:	EPA 903.1	Analysis Description:	903.1 Radium-226
		Laboratory:	Pace Analytical Services - Greensburg

Associated Lab Samples: 50344606001, 50344606002, 50344606003, 50344606004, 50344606005, 50344606006, 50344606007, 50344606008, 50344606009

METHOD BLANK:	2866245	Matrix:	Water
---------------	---------	---------	-------

Associated Lab Samples: 50344606001, 50344606002, 50344606003, 50344606004, 50344606005, 50344606006, 50344606007, 50344606008, 50344606009

Parameter	Act ± Unc (MDC) Carr Trac	Units	Analyzed	Qualifiers
Radium-226	0.323 ± 0.300 (0.396) C:NA T:93%	pCi/L	06/14/23 16:17	

Results presented on this page are in the units indicated by the "Units" column except where an alternate unit is presented to the right of the result.

REPORT OF LABORATORY ANALYSIS

This report shall not be reproduced, except in full, without the written consent of Pace Analytical Services, LLC.



QUALITY CONTROL - RADIOCHEMISTRY

Project: Harding Street P1R2

Pace Project No.: 50344606

QC Batch:	589845	Analysis Method:	EPA 904.0
QC Batch Method:	EPA 904.0	Analysis Description:	904.0 Radium 228
		Laboratory:	Pace Analytical Services - Greensburg

Associated Lab Samples: 50344606001, 50344606002, 50344606003, 50344606004, 50344606005, 50344606006, 50344606007, 50344606008, 50344606009

METHOD BLANK:	2866246	Matrix:	Water
---------------	---------	---------	-------

Associated Lab Samples: 50344606001, 50344606002, 50344606003, 50344606004, 50344606005, 50344606006, 50344606007, 50344606008, 50344606009

Parameter	Act ± Unc (MDC) Carr Trac	Units	Analyzed	Qualifiers
Radium-228	0.364 ± 0.317 (0.636) C:76% T:94%	pCi/L	06/08/23 13:03	

Results presented on this page are in the units indicated by the "Units" column except where an alternate unit is presented to the right of the result.

REPORT OF LABORATORY ANALYSIS

This report shall not be reproduced, except in full, without the written consent of Pace Analytical Services, LLC.



QUALIFIERS

Project: Harding Street P1R2

Pace Project No.: 50344606

DEFINITIONS

DF - Dilution Factor, if reported, represents the factor applied to the reported data due to dilution of the sample aliquot.

ND - Not Detected at or above adjusted reporting limit.

TNTC - Too Numerous To Count

J - Estimated concentration above the adjusted method detection limit and below the adjusted reporting limit.

MDL - Adjusted Method Detection Limit.

PQL - Practical Quantitation Limit.

RL - Reporting Limit - The lowest concentration value that meets project requirements for quantitative data with known precision and bias for a specific analyte in a specific matrix.

S - Surrogate

1,2-Diphenylhydrazine decomposes to and cannot be separated from Azobenzene using Method 8270. The result for each analyte is a combined concentration.

Consistent with EPA guidelines, unrounded data are displayed and have been used to calculate % recovery and RPD values.

LCS(D) - Laboratory Control Sample (Duplicate)

MS(D) - Matrix Spike (Duplicate)

DUP - Sample Duplicate

RPD - Relative Percent Difference

NC - Not Calculable.

SG - Silica Gel - Clean-Up

U - Indicates the compound was analyzed for, but not detected.

N-Nitrosodiphenylamine decomposes and cannot be separated from Diphenylamine using Method 8270. The result reported for each analyte is a combined concentration.

Reported results are not rounded until the final step prior to reporting. Therefore, calculated parameters that are typically reported as "Total" may vary slightly from the sum of the reported component parameters.

Act - Activity

Unc - Uncertainty: SDWA = 1.96 sigma count uncertainty, all other matrices = Expanded Uncertainty (95% confidence interval).

Gamma Spec = Expanded Uncertainty (95.4% Confidence Interval)

(MDC) - Minimum Detectable Concentration

Trac - Tracer Recovery (%)

Carr - Carrier Recovery (%)

Pace Analytical is TNI accredited. Contact your Pace PM for the current list of accredited analytes.

TNI - The NELAC Institute.

ANALYTE QUALIFIERS

D3 Sample was diluted due to the presence of high levels of non-target analytes or other matrix interference.

H3 Sample was received or analysis requested beyond the recognized method holding time.

M0 Matrix spike recovery and/or matrix spike duplicate recovery was outside laboratory control limits.

M3 Matrix spike recovery was outside laboratory control limits due to matrix interferences.

N2 The lab does not hold NELAC/TNI accreditation for this parameter but other accreditations/certifications may apply. A complete list of accreditations/certifications is available upon request.

P6 Matrix spike recovery was outside laboratory control limits due to a parent sample concentration notably higher than the spike level.

REPORT OF LABORATORY ANALYSIS

This report shall not be reproduced, except in full,
without the written consent of Pace Analytical Services, LLC.



QUALITY CONTROL DATA CROSS REFERENCE TABLE

Project: Harding Street P1R2

Pace Project No.: 50344606

Lab ID	Sample ID	QC Batch Method	QC Batch	Analytical Method	Analytical Batch
50344606001	MW-110S	EPA 9056	734168		
50344606002	MW-110D	EPA 9056	734168		
50344606003	MW-106S	EPA 9056	734168		
50344606004	MW-106I	EPA 9056	734168		
50344606005	MW-106D	EPA 9056	734168		
50344606006	PZ-100S	EPA 9056	734168		
50344606007	PZ-100D	EPA 9056	734168		
50344606008	DUP-5	EPA 9056	734168		
50344606009	DUP-6	EPA 9056	734168		
50344606001	MW-110S	EPA 3010	734579	EPA 6010	735505
50344606002	MW-110D	EPA 3010	734579	EPA 6010	735505
50344606003	MW-106S	EPA 3010	734579	EPA 6010	735505
50344606004	MW-106I	EPA 3010	734579	EPA 6010	735505
50344606005	MW-106D	EPA 3010	734579	EPA 6010	735505
50344606006	PZ-100S	EPA 3010	734579	EPA 6010	735505
50344606007	PZ-100D	EPA 3010	734579	EPA 6010	735505
50344606008	DUP-5	EPA 3010	734579	EPA 6010	735505
50344606009	DUP-6	EPA 3010	734579	EPA 6010	735505
50344606001	MW-110S	EPA 3010	734556	EPA 6010	735438
50344606002	MW-110D	EPA 3010	734556	EPA 6010	735438
50344606003	MW-106S	EPA 3010	734556	EPA 6010	735438
50344606004	MW-106I	EPA 3010	734556	EPA 6010	735438
50344606005	MW-106D	EPA 3010	734556	EPA 6010	735438
50344606006	PZ-100S	EPA 3010	734556	EPA 6010	735438
50344606007	PZ-100D	EPA 3010	734556	EPA 6010	735438
50344606008	DUP-5	EPA 3010	734556	EPA 6010	735438
50344606009	DUP-6	EPA 3010	734556	EPA 6010	735438
50344606001	MW-110S	EPA 200.2	735204	EPA 6020	735591
50344606002	MW-110D	EPA 200.2	735204	EPA 6020	735591
50344606003	MW-106S	EPA 200.2	735204	EPA 6020	735591
50344606004	MW-106I	EPA 200.2	735204	EPA 6020	735591
50344606005	MW-106D	EPA 200.2	735204	EPA 6020	735591
50344606006	PZ-100S	EPA 200.2	735204	EPA 6020	735591
50344606007	PZ-100D	EPA 200.2	735204	EPA 6020	735591
50344606008	DUP-5	EPA 200.2	735204	EPA 6020	735591
50344606009	DUP-6	EPA 200.2	735204	EPA 6020	735591
50344606001	MW-110S	EPA 7470	734793	EPA 7470	735088
50344606002	MW-110D	EPA 7470	734793	EPA 7470	735088
50344606003	MW-106S	EPA 7470	734793	EPA 7470	735088
50344606004	MW-106I	EPA 7470	734793	EPA 7470	735088
50344606005	MW-106D	EPA 7470	734793	EPA 7470	735088
50344606006	PZ-100S	EPA 7470	734793	EPA 7470	735088
50344606007	PZ-100D	EPA 7470	734793	EPA 7470	735088
50344606008	DUP-5	EPA 7470	734793	EPA 7470	735088
50344606009	DUP-6	EPA 7470	734793	EPA 7470	735088
50344606001	MW-110S	EPA 903.1	589844		

REPORT OF LABORATORY ANALYSIS

This report shall not be reproduced, except in full, without the written consent of Pace Analytical Services, LLC.



QUALITY CONTROL DATA CROSS REFERENCE TABLE

Project: Harding Street P1R2

Pace Project No.: 50344606

Lab ID	Sample ID	QC Batch Method	QC Batch	Analytical Method	Analytical Batch
50344606002	MW-110D	EPA 903.1	589844		
50344606003	MW-106S	EPA 903.1	589844		
50344606004	MW-106I	EPA 903.1	589844		
50344606005	MW-106D	EPA 903.1	589844		
50344606006	PZ-100S	EPA 903.1	589844		
50344606007	PZ-100D	EPA 903.1	589844		
50344606008	DUP-5	EPA 903.1	589844		
50344606009	DUP-6	EPA 903.1	589844		
50344606001	MW-110S	EPA 904.0	589845		
50344606002	MW-110D	EPA 904.0	589845		
50344606003	MW-106S	EPA 904.0	589845		
50344606004	MW-106I	EPA 904.0	589845		
50344606005	MW-106D	EPA 904.0	589845		
50344606006	PZ-100S	EPA 904.0	589845		
50344606007	PZ-100D	EPA 904.0	589845		
50344606008	DUP-5	EPA 904.0	589845		
50344606009	DUP-6	EPA 904.0	589845		
50344606001	MW-110S	Total Radium Calculation	594990		
50344606002	MW-110D	Total Radium Calculation	594990		
50344606003	MW-106S	Total Radium Calculation	594990		
50344606004	MW-106I	Total Radium Calculation	594990		
50344606005	MW-106D	Total Radium Calculation	594990		
50344606006	PZ-100S	Total Radium Calculation	594990		
50344606007	PZ-100D	Total Radium Calculation	594990		
50344606008	DUP-5	Total Radium Calculation	594990		
50344606009	DUP-6	Total Radium Calculation	594990		
50344606001	MW-110S	SM 2320B	734273		
50344606002	MW-110D	SM 2320B	734273		
50344606003	MW-106S	SM 2320B	734273		
50344606004	MW-106I	SM 2320B	734273		
50344606005	MW-106D	SM 2320B	734273		
50344606006	PZ-100S	SM 2320B	734273		
50344606007	PZ-100D	SM 2320B	734273		
50344606008	DUP-5	SM 2320B	734273		
50344606009	DUP-6	SM 2320B	734273		
50344606001	MW-110S	SM 2540C	734080		
50344606002	MW-110D	SM 2540C	734080		
50344606003	MW-106S	SM 2540C	734080		
50344606004	MW-106I	SM 2540C	734080		
50344606005	MW-106D	SM 2540C	734080		
50344606006	PZ-100S	SM 2540C	734080		
50344606007	PZ-100D	SM 2540C	734080		
50344606008	DUP-5	SM 2540C	734080		
50344606009	DUP-6	SM 2540C	734080		
50344606001	MW-110S	SM 4500-H+B	736155		
50344606002	MW-110D	SM 4500-H+B	736155		

REPORT OF LABORATORY ANALYSIS

This report shall not be reproduced, except in full, without the written consent of Pace Analytical Services, LLC.



QUALITY CONTROL DATA CROSS REFERENCE TABLE

Project: Harding Street P1R2

Pace Project No.: 50344606

Lab ID	Sample ID	QC Batch Method	QC Batch	Analytical Method	Analytical Batch
50344606003	MW-106S	SM 4500-H+B	736155		
50344606004	MW-106I	SM 4500-H+B	736155		
50344606005	MW-106D	SM 4500-H+B	736155		
50344606006	PZ-100S	SM 4500-H+B	736155		
50344606007	PZ-100D	SM 4500-H+B	736155		
50344606008	DUP-5	SM 4500-H+B	736155		
50344606009	DUP-6	SM 4500-H+B	736155		
50344606001	MW-110S	SM 4500-S2-D	733168		
50344606002	MW-110D	SM 4500-S2-D	733168		
50344606003	MW-106S	SM 4500-S2-D	733168		
50344606004	MW-106I	SM 4500-S2-D	733168		
50344606005	MW-106D	SM 4500-S2-D	733168		
50344606006	PZ-100S	SM 4500-S2-D	733561		
50344606007	PZ-100D	SM 4500-S2-D	733561		
50344606008	DUP-5	SM 4500-S2-D	733561		
50344606009	DUP-6	SM 4500-S2-D	733561		
50344606001	MW-110S	HACH 8146	733149		
50344606002	MW-110D	HACH 8146	733149		
50344606003	MW-106S	HACH 8146	733149		
50344606004	MW-106I	HACH 8146	733149		
50344606005	MW-106D	HACH 8146	733149		
50344606006	PZ-100S	HACH 8146	733149		
50344606007	PZ-100D	HACH 8146	733149		
50344606008	DUP-5	HACH 8146	733149		
50344606009	DUP-6	HACH 8146	733149		
50344606001	MW-110S	EPA 353.2	733069		
50344606002	MW-110D	EPA 353.2	733069		
50344606003	MW-106S	EPA 353.2	733069		
50344606004	MW-106I	EPA 353.2	733069		
50344606005	MW-106D	EPA 353.2	733069		
50344606006	PZ-100S	EPA 353.2	733069		
50344606007	PZ-100D	EPA 353.2	733069		
50344606008	DUP-5	EPA 353.2	733069		
50344606009	DUP-6	EPA 353.2	733069		
50344606001	MW-110S	EPA 365.1	734305	EPA 365.1	736088
50344606002	MW-110D	EPA 365.1	734305	EPA 365.1	736088
50344606003	MW-106S	EPA 365.1	734305	EPA 365.1	736088
50344606004	MW-106I	EPA 365.1	734305	EPA 365.1	736088
50344606005	MW-106D	EPA 365.1	734305	EPA 365.1	736088
50344606006	PZ-100S	EPA 365.1	734305	EPA 365.1	736088
50344606007	PZ-100D	EPA 365.1	734305	EPA 365.1	736088
50344606008	DUP-5	EPA 365.1	734305	EPA 365.1	736088
50344606009	DUP-6	EPA 365.1	734305	EPA 365.1	736088
50344606001	MW-110S	SM 5310C	735083		
50344606002	MW-110D	SM 5310C	735304		

REPORT OF LABORATORY ANALYSIS

This report shall not be reproduced, except in full, without the written consent of Pace Analytical Services, LLC.



QUALITY CONTROL DATA CROSS REFERENCE TABLE

Project: Harding Street P1R2

Pace Project No.: 50344606

Lab ID	Sample ID	QC Batch Method	QC Batch	Analytical Method	Analytical Batch
50344606003	MW-106S	SM 5310C	735304		
50344606004	MW-106I	SM 5310C	735304		
50344606005	MW-106D	SM 5310C	735304		
50344606006	PZ-100S	SM 5310C	735304		
50344606007	PZ-100D	SM 5310C	735304		
50344606008	DUP-5	SM 5310C	735304		
50344606009	DUP-6	SM 5310C	735304		
50344606001	MW-110S	SM 5310C	734736		
50344606002	MW-110D	SM 5310C	734736		
50344606003	MW-106S	SM 5310C	734736		
50344606004	MW-106I	SM 5310C	734736		
50344606005	MW-106D	SM 5310C	734736		
50344606006	PZ-100S	SM 5310C	734736		
50344606007	PZ-100D	SM 5310C	734736		
50344606008	DUP-5	SM 5310C	734736		
50344606009	DUP-6	SM 5310C	734736		

REPORT OF LABORATORY ANALYSIS

This report shall not be reproduced, except in full, without the written consent of Pace Analytical Services, LLC.



SAMPLE CONDITION UPON RECEIPT FORM

Date/Time and Initials of person examining contents: DD 5/11/23 1820

1. Courier: FED EX UPS CLIENT PACE USPS OTHER

2. Custody Seal on Cooler/Box Present: Yes No

(If yes)Seals Intact: Yes No (leave blank if no seals were present)

3. Thermometer: 1 2 3 4 5 6 A B C D E F

4. Cooler Temperature(s): 0.7/0.7 1.5/1.5 2.3/2.3 1.0/1.0
 (Initial/Corrected) RECORD TEMPS OF ALL COOLERS RECEIVED (use Comments below to add more)

5. Packing Material: Bubble Wrap Bubble Bags
 None Other

6. Ice Type: Wet Blue None

7. If temp. is over 6°C or under 0°C, was the PM notified?: Yes No
 Cooler temp should be above freezing to 6°C

All discrepancies will be written out in the comments section below.

	Yes	No		Yes	No	N/A
USDA Regulated Soils? (HI, ID, NY, WA, OR, CA, NM, TX, OK, AR, LA, TN, AL, MS, NC, SC, GA, FL, or Puerto Rico)		<input checked="" type="checkbox"/>	All containers needing acid/base preservation have been pH CHECKED?: Exceptions: VOA, coliform, LLHg, O&G, RAD CHEM, and any container with a septum cap or preserved with HCl.			
Short Hold Time Analysis (48 hours or less)? Analysis: <u>Nitrate</u>	<input checked="" type="checkbox"/>		Circle: <u>HNO3 (<2)</u> <u>H2SO4 (<2)</u> <u>NaOH (>10)</u> <u>NaOH/ZnAc (>9)</u> Any non-conformance to pH recommendations will be noted on the container count form	<input checked="" type="checkbox"/>		
Time 5035A TC placed in Freezer or Short Holds To Lab	Time:		Residual Chlorine Check (SVOC 625 Pest/PCB 608)	<u>Present</u>	<u>Absent</u>	<u>N/A</u>
Rush TAT Requested (4 days or less):		<input checked="" type="checkbox"/>	Residual Chlorine Check (Total/Amenable/Free Cyanide)			<input checked="" type="checkbox"/>
Custody Signatures Present?	<input checked="" type="checkbox"/>		Headspace Wisconsin Sulfide?			<input checked="" type="checkbox"/>
Containers Intact?:	<input checked="" type="checkbox"/>		Headspace in VOA Vials (>6mm): See Container Count form for details	<u>Present</u>	<u>Absent</u>	<u>No VOA Vials Sent</u>
Sample Label (IDs/Dates/Times) Match COC?: Except TCs, which only require sample ID	<input checked="" type="checkbox"/>		Trip Blank Present?		<input checked="" type="checkbox"/>	
Extra labels on Terracore Vials? (soils only)			Trip Blank Custody Seals?:			<input checked="" type="checkbox"/>

COMMENTS:



August 01, 2023

Mr. Mark Breting
ATC Group Services
7988 Centerpoint Drive
Suite 100
Indianapolis, IN 46256

RE: Project: Harding Street P1R2
Pace Project No.: 50344852

Dear Mr. Breting:

Enclosed are the analytical results for sample(s) received by the laboratory on May 15, 2023. The results relate only to the samples included in this report. Results reported herein conform to the applicable TNI/NELAC Standards and the laboratory's Quality Manual, where applicable, unless otherwise noted in the body of the report.

The test results provided in this final report were generated by each of the following laboratories within the Pace Network:

- Pace Analytical Services - Indianapolis
- Pace Analytical Services - Greensburg

If you have any questions concerning this report, please feel free to contact me.

Sincerely,

Will Statz
will.statz@pacelabs.com
(317)228-3105
Project Manager

Enclosures

cc: Mohammed Bazlamit, Atlas
Mr. Robert Miller, Haley & Aldrich



REPORT OF LABORATORY ANALYSIS

This report shall not be reproduced, except in full,
without the written consent of Pace Analytical Services, LLC.



CERTIFICATIONS

Project: Harding Street P1R2

Pace Project No.: 50344852

Pace Analytical Services Pennsylvania

1638 Roseytown Rd Suites 2,3&4, Greensburg, PA 15601
 ANAB DOD-ELAP Rad Accreditation #: L2417
 ANABISO/IEC 17025:2017 Rad Cert#: L24170
 Alabama Certification #: 41590
 Arizona Certification #: AZ0734
 Arkansas Certification
 California Certification #: 2950
 Colorado Certification #: PA01547
 Connecticut Certification #: PH-0694
 EPA Region 4 DW Rad
 Florida/TNI Certification #: E87683
 Georgia Certification #: C040
 Guam Certification
 Hawaii Certification
 Idaho Certification
 Illinois Certification
 Indiana Certification
 Iowa Certification #: 391
 Kansas Certification #: E-10358
 Kentucky Certification #: KY90133
 KY WW Permit #: KY0098221
 KY WW Permit #: KY0000221
 Louisiana DHH/TNI Certification #: LA010
 Louisiana DEQ/TNI Certification #: 04086
 Maine Certification #: 2023021
 Maryland Certification #: 308
 Massachusetts Certification #: M-PA1457
 Michigan/PADEP Certification #: 9991

Missouri Certification #: 235
 Montana Certification #: Cert0082
 Nebraska Certification #: NE-OS-29-14
 Nevada Certification #: PA014572023-03
 New Hampshire/TNI Certification #: 297622
 New Jersey/TNI Certification #: PA051
 New Mexico Certification #: PA01457
 New York/TNI Certification #: 10888
 North Carolina Certification #: 42706
 North Dakota Certification #: R-190
 Ohio EPA Rad Approval: #41249
 Oregon/TNI Certification #: PA200002-015
 Pennsylvania/TNI Certification #: 65-00282
 Puerto Rico Certification #: PA01457
 Rhode Island Certification #: 65-00282
 South Dakota Certification
 Tennessee Certification #: TN02867
 Texas/TNI Certification #: T104704188-22-18
 Utah/TNI Certification #: PA014572223-14
 USDA Soil Permit #: 525-23-67-77263
 Vermont Dept. of Health: ID# VT-0282
 Virgin Island/PADEP Certification
 Virginia/VELAP Certification #: 460198
 Washington Certification #: C868
 West Virginia DEP Certification #: 143
 West Virginia DHHR Certification #: 9964C
 Wisconsin Approve List for Rad

Pace Analytical Services Indianapolis

7726 Moller Road, Indianapolis, IN 46268
 Illinois Accreditation #: 200074
 Indiana Drinking Water Laboratory #: C-49-06
 Kansas/TNI Certification #: E-10177
 Kentucky UST Agency Interest #: 80226
 Kentucky WW Laboratory ID #: 98019
 Michigan Drinking Water Laboratory #9050

Ohio VAP Certified Laboratory #: CL0065
 Oklahoma Laboratory #: 9204
 Texas Certification #: T104704355
 Wisconsin Laboratory #: 999788130
 USDA Foreign Soil Permit #: 525-23-13-23119
 USDA Compliance Agreement #: IN-SL-22-001

REPORT OF LABORATORY ANALYSIS

This report shall not be reproduced, except in full,
 without the written consent of Pace Analytical Services, LLC.



SAMPLE SUMMARY

Project: Harding Street P1R2
Pace Project No.: 50344852

Lab ID	Sample ID	Matrix	Date Collected	Date Received
50344852001	MW-103S	Water	05/15/23 09:59	05/15/23 16:00
50344852002	MW-103I	Water	05/15/23 11:11	05/15/23 16:00
50344852003	MW-103D	Water	05/15/23 12:53	05/15/23 16:00

REPORT OF LABORATORY ANALYSIS

This report shall not be reproduced, except in full,
without the written consent of Pace Analytical Services, LLC.



SAMPLE ANALYTE COUNT

Project: Harding Street P1R2

Pace Project No.: 50344852

Lab ID	Sample ID	Method	Analysts	Analytes Reported	Laboratory		
50344852001	MW-103S	EPA 9056	ADM	3	PASI-I		
		EPA 6010	MTM	14	PASI-I		
		EPA 6010	MTM	3	PASI-I		
		EPA 6020	DMT	7	PASI-I		
		EPA 7470	EAE	1	PASI-I		
		EPA 903.1	CLM	1	PASI-PA		
		EPA 904.0	VAL	1	PASI-PA		
		Total Radium Calculation	JAL	1	PASI-PA		
		SM 2320B	DAW	3	PASI-I		
		SM 2540C	AEL	1	PASI-I		
		SM 4500-H+B	LHZ	1	PASI-I		
		SM 4500-S2-D	STS	1	PASI-I		
		HACH 8146	BEP	1	PASI-I		
		EPA 353.2	ZM	2	PASI-I		
		EPA 365.1	YAM	1	PASI-I		
		SM 5310C	ATS	1	PASI-I		
		SM 5310C	ATS	1	PASI-I		
		50344852002	MW-103I	EPA 9056	ADM	3	PASI-I
				EPA 6010	MTM	14	PASI-I
				EPA 6010	MTM	3	PASI-I
EPA 6020	DMT			7	PASI-I		
EPA 7470	EAE			1	PASI-I		
EPA 903.1	CLM			1	PASI-PA		
EPA 904.0	VAL			1	PASI-PA		
Total Radium Calculation	JAL			1	PASI-PA		
SM 2320B	DAW			3	PASI-I		
SM 2540C	TRK			1	PASI-I		
SM 4500-H+B	LHZ			1	PASI-I		
SM 4500-S2-D	STS			1	PASI-I		
HACH 8146	BEP			1	PASI-I		
EPA 353.2	ZM			2	PASI-I		
EPA 365.1	YAM			1	PASI-I		
SM 5310C	ATS			1	PASI-I		
SM 5310C	ATS			1	PASI-I		
50344852003	MW-103D			EPA 9056	ADM	3	PASI-I
				EPA 6010	MTM	14	PASI-I
				EPA 6010	MTM	3	PASI-I

REPORT OF LABORATORY ANALYSIS

This report shall not be reproduced, except in full, without the written consent of Pace Analytical Services, LLC.



SAMPLE ANALYTE COUNT

Project: Harding Street P1R2

Pace Project No.: 50344852

Lab ID	Sample ID	Method	Analysts	Analytes Reported	Laboratory
		EPA 6020	DMT	7	PASI-I
		EPA 7470	EAE	1	PASI-I
		EPA 903.1	CLM	1	PASI-PA
		EPA 904.0	VAL	1	PASI-PA
		Total Radium Calculation	JAL	1	PASI-PA
		SM 2320B	DAW	3	PASI-I
		SM 2540C	TRK	1	PASI-I
		SM 4500-H+B	LHZ	1	PASI-I
		SM 4500-S2-D	STS	1	PASI-I
		HACH 8146	BEP	1	PASI-I
		EPA 353.2	ZM	2	PASI-I
		EPA 365.1	YAM	1	PASI-I
		SM 5310C	ATS	1	PASI-I
		SM 5310C	ATS	1	PASI-I

PASI-I = Pace Analytical Services - Indianapolis

PASI-PA = Pace Analytical Services - Greensburg

REPORT OF LABORATORY ANALYSIS

This report shall not be reproduced, except in full,
without the written consent of Pace Analytical Services, LLC.



SUMMARY OF DETECTION

Project: Harding Street P1R2

Pace Project No.: 50344852

Lab Sample ID	Client Sample ID	Result	Units	Report Limit	Analyzed	Qualifiers
Method	Parameters					
50344852001	MW-103S					
EPA 9056	Chloride	74.3	mg/L	2.5	05/27/23 16:52	
EPA 9056	Sulfate	430	mg/L	2.5	05/27/23 16:52	
EPA 6010	Barium	68.0	ug/L	10.0	05/25/23 16:32	
EPA 6010	Boron	871	ug/L	100	05/25/23 16:32	
EPA 6010	Calcium	283000	ug/L	2000	05/25/23 16:55	
EPA 6010	Iron	16200	ug/L	100	05/25/23 16:32	
EPA 6010	Magnesium	81900	ug/L	1000	05/25/23 16:32	
EPA 6010	Manganese	302	ug/L	10.0	05/25/23 16:32	
EPA 6010	Molybdenum	23.2	ug/L	10.0	05/25/23 16:32	
EPA 6010	Potassium	2340	ug/L	1000	05/25/23 16:32	
EPA 6010	Silica	25500	ug/L	450	05/25/23 16:32	N2
EPA 6010	Sodium	50300	ug/L	1000	05/25/23 16:32	
EPA 6010	Iron, Dissolved	16100	ug/L	100	05/26/23 14:08	
EPA 6010	Manganese, Dissolved	294	ug/L	10.0	05/26/23 14:08	
EPA 6010	Molybdenum, Dissolved	22.6	ug/L	10.0	05/26/23 14:08	
EPA 6020	Arsenic	20.3	ug/L	1.0	05/30/23 06:21	
EPA 6020	Cobalt	2.0	ug/L	1.0	05/30/23 06:21	
EPA 903.1	Radium-226	0.203 ± 0.514 (0.954)	pCi/L		06/13/23 15:58	
EPA 904.0	Radium-228	C:NA T:93% 0.765 ± 0.406 (0.732)	pCi/L		06/07/23 12:01	
		C:83% T:87%				
Total Radium Calculation	Total Radium	0.968 ± 0.920 (1.69)	pCi/L		06/13/23 18:00	
SM 2320B	Alkalinity, Total as CaCO3	624	mg/L	10.0	05/20/23 03:34	
SM 2320B	Alkalinity,Bicarbonate (CaCO3)	624	mg/L	10.0	05/20/23 03:34	
SM 2540C	Total Dissolved Solids	1340	mg/L	20.0	05/19/23 09:05	
SM 4500-H+B	pH at 25 Degrees C	7.1	Std. Units	0.10	05/30/23 12:02	H3
HACH 8146	Iron, Ferrous	1.3	mg/L	0.50	05/17/23 16:42	H3,N2
SM 5310C	Total Organic Carbon	6.2	mg/L	1.0	05/24/23 22:48	
SM 5310C	Dissolved Organic Carbon	6.0	mg/L	1.0	05/24/23 04:54	
50344852002	MW-103I					
EPA 9056	Chloride	220	mg/L	2.5	05/27/23 17:27	
EPA 9056	Fluoride	0.21	mg/L	0.10	05/27/23 17:09	
EPA 9056	Sulfate	51.1	mg/L	2.5	05/27/23 17:27	
EPA 6010	Barium	244	ug/L	10.0	05/25/23 16:34	
EPA 6010	Boron	334	ug/L	100	05/25/23 16:34	
EPA 6010	Calcium	96800	ug/L	1000	05/25/23 16:34	
EPA 6010	Iron	1710	ug/L	100	05/25/23 16:34	
EPA 6010	Magnesium	29600	ug/L	1000	05/25/23 16:34	
EPA 6010	Manganese	344	ug/L	10.0	05/25/23 16:34	
EPA 6010	Potassium	8270	ug/L	1000	05/25/23 16:34	
EPA 6010	Silica	10300	ug/L	450	05/25/23 16:34	N2
EPA 6010	Sodium	99400	ug/L	1000	05/25/23 16:34	

REPORT OF LABORATORY ANALYSIS

This report shall not be reproduced, except in full,
without the written consent of Pace Analytical Services, LLC.



SUMMARY OF DETECTION

Project: Harding Street P1R2

Pace Project No.: 50344852

Lab Sample ID	Client Sample ID	Result	Units	Report Limit	Analyzed	Qualifiers
Method	Parameters					
50344852002	MW-103I					
EPA 6010	Iron, Dissolved	1760	ug/L	100	05/26/23 14:10	
EPA 6010	Manganese, Dissolved	347	ug/L	10.0	05/26/23 14:10	
EPA 903.1	Radium-226	2.03 ± 0.948 (1.02) C:NA T:93%	pCi/L		06/13/23 15:58	
EPA 904.0	Radium-228	1.09 ± 0.451 (0.748) C:86% T:92%	pCi/L		06/07/23 12:01	
Total Radium Calculation	Total Radium	3.12 ± 1.40 (1.77)	pCi/L		06/13/23 18:00	
SM 2320B	Alkalinity, Total as CaCO3	280	mg/L	10.0	05/20/23 03:34	
SM 2320B	Alkalinity,Bicarbonate (CaCO3)	280	mg/L	10.0	05/20/23 03:34	
SM 2540C	Total Dissolved Solids	648	mg/L	20.0	05/19/23 09:56	
SM 4500-H+B	pH at 25 Degrees C	7.4	Std. Units	0.10	05/30/23 12:02	H3
SM 5310C	Dissolved Organic Carbon	3.9	mg/L	1.0	05/24/23 05:07	
50344852003	MW-103D					
EPA 9056	Chloride	205	mg/L	2.5	05/27/23 18:02	
EPA 9056	Fluoride	0.16	mg/L	0.10	05/27/23 17:44	
EPA 9056	Sulfate	45.5	mg/L	0.25	05/27/23 17:44	
EPA 6010	Barium	370	ug/L	10.0	05/25/23 16:47	
EPA 6010	Boron	338	ug/L	100	05/25/23 16:47	
EPA 6010	Calcium	88900	ug/L	1000	05/25/23 16:47	
EPA 6010	Iron	2070	ug/L	100	05/25/23 16:47	
EPA 6010	Magnesium	30200	ug/L	1000	05/25/23 16:47	
EPA 6010	Manganese	129	ug/L	10.0	05/25/23 16:47	
EPA 6010	Potassium	6210	ug/L	1000	05/25/23 16:47	
EPA 6010	Silica	13100	ug/L	450	05/25/23 16:47	N2
EPA 6010	Sodium	88100	ug/L	1000	05/25/23 16:47	
EPA 6010	Iron, Dissolved	2060	ug/L	100	05/26/23 14:20	
EPA 6010	Manganese, Dissolved	129	ug/L	10.0	05/26/23 14:20	
EPA 903.1	Radium-226	0.354 ± 0.502 (0.850) C:NA T:90%	pCi/L		06/13/23 15:58	
EPA 904.0	Radium-228	0.805 ± 0.381 (0.655) C:83% T:94%	pCi/L		06/07/23 12:02	
Total Radium Calculation	Total Radium	1.16 ± 0.883 (1.51)	pCi/L		06/13/23 18:00	
SM 2320B	Alkalinity, Total as CaCO3	259	mg/L	10.0	05/20/23 03:34	
SM 2320B	Alkalinity,Bicarbonate (CaCO3)	259	mg/L	10.0	05/20/23 03:34	
SM 2540C	Total Dissolved Solids	601	mg/L	10.0	05/19/23 09:57	
SM 4500-H+B	pH at 25 Degrees C	7.6	Std. Units	0.10	05/30/23 12:05	H3
SM 5310C	Total Organic Carbon	3.0	mg/L	1.0	05/25/23 15:45	

REPORT OF LABORATORY ANALYSIS

This report shall not be reproduced, except in full,
without the written consent of Pace Analytical Services, LLC.



SUMMARY OF DETECTION

Project: Harding Street P1R2

Pace Project No.: 50344852

Lab Sample ID Method	Client Sample ID Parameters	Result	Units	Report Limit	Analyzed	Qualifiers
50344852003	MW-103D					
SM 5310C	Dissolved Organic Carbon	4.1	mg/L	4.0	05/25/23 10:30	

REPORT OF LABORATORY ANALYSIS

This report shall not be reproduced, except in full,
without the written consent of Pace Analytical Services, LLC.



ANALYTICAL RESULTS

Project: Harding Street P1R2

Pace Project No.: 50344852

Sample: MW-103S Lab ID: 50344852001 Collected: 05/15/23 09:59 Received: 05/15/23 16:00 Matrix: Water

Parameters	Results	Units	Report			Prepared	Analyzed	CAS No.	Qual
			Limit	MDL	DF				
9056 IC Anions									
Analytical Method: EPA 9056									
Pace Analytical Services - Indianapolis									
Chloride	74.3	mg/L	2.5	0.67	10		05/27/23 16:52	16887-00-6	
Fluoride	ND	mg/L	0.10	0.017	1		05/27/23 16:34	16984-48-8	
Sulfate	430	mg/L	2.5	0.85	10		05/27/23 16:52	14808-79-8	
6010 MET ICP									
Analytical Method: EPA 6010 Preparation Method: EPA 3010									
Pace Analytical Services - Indianapolis									
Aluminum	ND	ug/L	200	55.4	1	05/24/23 15:52	05/25/23 16:32	7429-90-5	
Barium	68.0	ug/L	10.0	2.1	1	05/24/23 15:52	05/25/23 16:32	7440-39-3	
Boron	871	ug/L	100	37.6	1	05/24/23 15:52	05/25/23 16:32	7440-42-8	
Cadmium	ND	ug/L	2.0	0.66	1	05/24/23 15:52	05/25/23 16:32	7440-43-9	
Calcium	283000	ug/L	2000	326	2	05/24/23 15:52	05/25/23 16:55	7440-70-2	
Iron	16200	ug/L	100	48.8	1	05/24/23 15:52	05/25/23 16:32	7439-89-6	
Lead	ND	ug/L	10.0	2.6	1	05/24/23 15:52	05/25/23 16:32	7439-92-1	
Lithium	ND	ug/L	20.0	6.2	1	05/24/23 15:52	05/25/23 16:32	7439-93-2	
Magnesium	81900	ug/L	1000	71.8	1	05/24/23 15:52	05/25/23 16:32	7439-95-4	
Manganese	302	ug/L	10.0	2.5	1	05/24/23 15:52	05/25/23 16:32	7439-96-5	
Molybdenum	23.2	ug/L	10.0	3.7	1	05/24/23 15:52	05/25/23 16:32	7439-98-7	
Potassium	2340	ug/L	1000	281	1	05/24/23 15:52	05/25/23 16:32	7440-09-7	
Silica	25500	ug/L	450		1	05/24/23 15:52	05/25/23 16:32	7631-86-9	N2
Sodium	50300	ug/L	1000	214	1	05/24/23 15:52	05/25/23 16:32	7440-23-5	
6010 MET ICP, Dissolved									
Analytical Method: EPA 6010 Preparation Method: EPA 3010									
Pace Analytical Services - Indianapolis									
Iron, Dissolved	16100	ug/L	100	48.8	1	05/25/23 08:29	05/26/23 14:08	7439-89-6	
Manganese, Dissolved	294	ug/L	10.0	2.5	1	05/25/23 08:29	05/26/23 14:08	7439-96-5	
Molybdenum, Dissolved	22.6	ug/L	10.0	3.7	1	05/25/23 08:29	05/26/23 14:08	7439-98-7	
6020 MET ICPMS									
Analytical Method: EPA 6020 Preparation Method: EPA 200.2									
Pace Analytical Services - Indianapolis									
Antimony	ND	ug/L	1.0	0.044	1	05/26/23 07:28	05/30/23 06:21	7440-36-0	
Arsenic	20.3	ug/L	1.0	0.064	1	05/26/23 07:28	05/30/23 06:21	7440-38-2	
Beryllium	ND	ug/L	0.20	0.026	1	05/26/23 07:28	05/30/23 06:21	7440-41-7	
Chromium	ND	ug/L	10.0	0.15	1	05/26/23 07:28	05/30/23 06:21	7440-47-3	
Cobalt	2.0	ug/L	1.0	0.024	1	05/26/23 07:28	05/30/23 06:21	7440-48-4	
Selenium	ND	ug/L	1.0	0.23	1	05/26/23 07:28	05/30/23 06:21	7782-49-2	
Thallium	ND	ug/L	1.0	0.042	1	05/26/23 07:28	05/30/23 06:21	7440-28-0	
7470 Mercury									
Analytical Method: EPA 7470 Preparation Method: EPA 7470									
Pace Analytical Services - Indianapolis									
Mercury	ND	ug/L	0.20	0.091	1	05/22/23 10:07	05/22/23 19:06	7439-97-6	
2320B Alkalinity									
Analytical Method: SM 2320B									
Pace Analytical Services - Indianapolis									
Alkalinity, Total as CaCO3	624	mg/L	10.0	10.0	1		05/20/23 03:34		

REPORT OF LABORATORY ANALYSIS

This report shall not be reproduced, except in full,
without the written consent of Pace Analytical Services, LLC.



ANALYTICAL RESULTS

Project: Harding Street P1R2

Pace Project No.: 50344852

Parameters	Results	Units	Report Limit	MDL	DF	Prepared	Analyzed	CAS No.	Qual
Sample: MW-103S									
Lab ID: 50344852001									
Collected: 05/15/23 09:59									
Received: 05/15/23 16:00									
Matrix: Water									
2320B Alkalinity									
Analytical Method: SM 2320B									
Pace Analytical Services - Indianapolis									
Alkalinity,Bicarbonate (CaCO3)	624	mg/L	10.0	10.0	1		05/20/23 03:34		
Alkalinity,Carbonate (CaCO3)	ND	mg/L	10.0	10.0	1		05/20/23 03:34		
2540C Total Dissolved Solids									
Analytical Method: SM 2540C									
Pace Analytical Services - Indianapolis									
Total Dissolved Solids	1340	mg/L	20.0	20.0	1		05/19/23 09:05		
4500H+ pH, Electrometric									
Analytical Method: SM 4500-H+B									
Pace Analytical Services - Indianapolis									
pH at 25 Degrees C	7.1	Std. Units	0.10	0.10	1		05/30/23 12:02		H3
4500S2D Sulfide Water									
Analytical Method: SM 4500-S2-D									
Pace Analytical Services - Indianapolis									
Sulfide	ND	mg/L	0.10	0.025	1		05/18/23 11:42	18496-25-8	
Iron, Ferrous									
Analytical Method: HACH 8146									
Pace Analytical Services - Indianapolis									
Iron, Ferrous	1.3	mg/L	0.50	0.088	2.5		05/17/23 16:42	15438-31-0	H3,N2
353.2 Nitrogen, NO2/NO3 unpres									
Analytical Method: EPA 353.2									
Pace Analytical Services - Indianapolis									
Nitrogen, Nitrate	ND	mg/L	0.10	0.011	1		05/16/23 22:43	14797-55-8	
Nitrogen, Nitrite	ND	mg/L	0.10	0.0040	1		05/16/23 22:43	14797-65-0	
365.1 Total Phosphorus									
Analytical Method: EPA 365.1 Preparation Method: EPA 365.1									
Pace Analytical Services - Indianapolis									
Phosphate as P04	ND	mg/L	0.15	0.15	1	05/19/23 11:00	05/30/23 21:11		
5310C TOC									
Analytical Method: SM 5310C									
Pace Analytical Services - Indianapolis									
Total Organic Carbon	6.2	mg/L	1.0	0.24	1		05/24/23 22:48	7440-44-0	
5310C Dissolved Organic Carbon									
Analytical Method: SM 5310C									
Pace Analytical Services - Indianapolis									
Dissolved Organic Carbon	6.0	mg/L	1.0	0.24	1		05/24/23 04:54		

REPORT OF LABORATORY ANALYSIS

This report shall not be reproduced, except in full,
without the written consent of Pace Analytical Services, LLC.



ANALYTICAL RESULTS

Project: Harding Street P1R2

Pace Project No.: 50344852

Sample: MW-1031 Lab ID: 50344852002 Collected: 05/15/23 11:11 Received: 05/15/23 16:00 Matrix: Water

Parameters	Results	Units	Report			Prepared	Analyzed	CAS No.	Qual
			Limit	MDL	DF				
9056 IC Anions									
Analytical Method: EPA 9056									
Pace Analytical Services - Indianapolis									
Chloride	220	mg/L	2.5	0.67	10		05/27/23 17:27	16887-00-6	
Fluoride	0.21	mg/L	0.10	0.017	1		05/27/23 17:09	16984-48-8	
Sulfate	51.1	mg/L	2.5	0.85	10		05/27/23 17:27	14808-79-8	
6010 MET ICP									
Analytical Method: EPA 6010 Preparation Method: EPA 3010									
Pace Analytical Services - Indianapolis									
Aluminum	ND	ug/L	200	55.4	1	05/24/23 15:52	05/25/23 16:34	7429-90-5	
Barium	244	ug/L	10.0	2.1	1	05/24/23 15:52	05/25/23 16:34	7440-39-3	
Boron	334	ug/L	100	37.6	1	05/24/23 15:52	05/25/23 16:34	7440-42-8	
Cadmium	ND	ug/L	2.0	0.66	1	05/24/23 15:52	05/25/23 16:34	7440-43-9	
Calcium	96800	ug/L	1000	163	1	05/24/23 15:52	05/25/23 16:34	7440-70-2	
Iron	1710	ug/L	100	48.8	1	05/24/23 15:52	05/25/23 16:34	7439-89-6	
Lead	ND	ug/L	10.0	2.6	1	05/24/23 15:52	05/25/23 16:34	7439-92-1	
Lithium	ND	ug/L	20.0	6.2	1	05/24/23 15:52	05/25/23 16:34	7439-93-2	
Magnesium	29600	ug/L	1000	71.8	1	05/24/23 15:52	05/25/23 16:34	7439-95-4	
Manganese	344	ug/L	10.0	2.5	1	05/24/23 15:52	05/25/23 16:34	7439-96-5	
Molybdenum	ND	ug/L	10.0	3.7	1	05/24/23 15:52	05/25/23 16:34	7439-98-7	
Potassium	8270	ug/L	1000	281	1	05/24/23 15:52	05/25/23 16:34	7440-09-7	
Silica	10300	ug/L	450		1	05/24/23 15:52	05/25/23 16:34	7631-86-9	N2
Sodium	99400	ug/L	1000	214	1	05/24/23 15:52	05/25/23 16:34	7440-23-5	
6010 MET ICP, Dissolved									
Analytical Method: EPA 6010 Preparation Method: EPA 3010									
Pace Analytical Services - Indianapolis									
Iron, Dissolved	1760	ug/L	100	48.8	1	05/25/23 08:29	05/26/23 14:10	7439-89-6	
Manganese, Dissolved	347	ug/L	10.0	2.5	1	05/25/23 08:29	05/26/23 14:10	7439-96-5	
Molybdenum, Dissolved	ND	ug/L	10.0	3.7	1	05/25/23 08:29	05/26/23 14:10	7439-98-7	
6020 MET ICPMS									
Analytical Method: EPA 6020 Preparation Method: EPA 200.2									
Pace Analytical Services - Indianapolis									
Antimony	ND	ug/L	1.0	0.044	1	05/26/23 07:28	05/30/23 06:24	7440-36-0	
Arsenic	ND	ug/L	1.0	0.064	1	05/26/23 07:28	05/30/23 06:24	7440-38-2	
Beryllium	ND	ug/L	0.20	0.026	1	05/26/23 07:28	05/30/23 06:24	7440-41-7	
Chromium	ND	ug/L	10.0	0.15	1	05/26/23 07:28	05/30/23 06:24	7440-47-3	
Cobalt	ND	ug/L	1.0	0.024	1	05/26/23 07:28	05/30/23 06:24	7440-48-4	
Selenium	ND	ug/L	1.0	0.23	1	05/26/23 07:28	05/30/23 06:24	7782-49-2	
Thallium	ND	ug/L	1.0	0.042	1	05/26/23 07:28	05/30/23 06:24	7440-28-0	
7470 Mercury									
Analytical Method: EPA 7470 Preparation Method: EPA 7470									
Pace Analytical Services - Indianapolis									
Mercury	ND	ug/L	0.20	0.091	1	05/22/23 10:07	05/22/23 19:09	7439-97-6	
2320B Alkalinity									
Analytical Method: SM 2320B									
Pace Analytical Services - Indianapolis									
Alkalinity, Total as CaCO3	280	mg/L	10.0	10.0	1		05/20/23 03:34		

REPORT OF LABORATORY ANALYSIS

This report shall not be reproduced, except in full,
without the written consent of Pace Analytical Services, LLC.



ANALYTICAL RESULTS

Project: Harding Street P1R2

Pace Project No.: 50344852

Parameters	Results	Units	Report Limit	MDL	DF	Prepared	Analyzed	CAS No.	Qual
Sample: MW-1031									
Lab ID: 50344852002									
Collected: 05/15/23 11:11									
Received: 05/15/23 16:00									
Matrix: Water									
2320B Alkalinity									
Analytical Method: SM 2320B									
Pace Analytical Services - Indianapolis									
Alkalinity,Bicarbonate (CaCO3)	280	mg/L	10.0	10.0	1		05/20/23 03:34		
Alkalinity,Carbonate (CaCO3)	ND	mg/L	10.0	10.0	1		05/20/23 03:34		
2540C Total Dissolved Solids									
Analytical Method: SM 2540C									
Pace Analytical Services - Indianapolis									
Total Dissolved Solids	648	mg/L	20.0	20.0	1		05/19/23 09:56		
4500H+ pH, Electrometric									
Analytical Method: SM 4500-H+B									
Pace Analytical Services - Indianapolis									
pH at 25 Degrees C	7.4	Std. Units	0.10	0.10	1		05/30/23 12:02		H3
4500S2D Sulfide Water									
Analytical Method: SM 4500-S2-D									
Pace Analytical Services - Indianapolis									
Sulfide	ND	mg/L	0.10	0.025	1		05/18/23 11:42	18496-25-8	
Iron, Ferrous									
Analytical Method: HACH 8146									
Pace Analytical Services - Indianapolis									
Iron, Ferrous	ND	mg/L	0.20	0.035	1		05/17/23 16:42	15438-31-0	H3,N2
353.2 Nitrogen, NO2/NO3 unpres									
Analytical Method: EPA 353.2									
Pace Analytical Services - Indianapolis									
Nitrogen, Nitrate	ND	mg/L	0.10	0.011	1		05/16/23 22:02	14797-55-8	
Nitrogen, Nitrite	ND	mg/L	0.10	0.0040	1		05/16/23 22:02	14797-65-0	
365.1 Total Phosphorus									
Analytical Method: EPA 365.1 Preparation Method: EPA 365.1									
Pace Analytical Services - Indianapolis									
Phosphate as P04	ND	mg/L	0.15	0.15	1	05/19/23 11:00	05/30/23 21:12		
5310C TOC									
Analytical Method: SM 5310C									
Pace Analytical Services - Indianapolis									
Total Organic Carbon	ND	mg/L	4.0	0.94	4		05/26/23 04:42	7440-44-0	D3
5310C Dissolved Organic Carbon									
Analytical Method: SM 5310C									
Pace Analytical Services - Indianapolis									
Dissolved Organic Carbon	3.9	mg/L	1.0	0.24	1		05/24/23 05:07		

REPORT OF LABORATORY ANALYSIS

This report shall not be reproduced, except in full,
 without the written consent of Pace Analytical Services, LLC.



ANALYTICAL RESULTS

Project: Harding Street P1R2

Pace Project No.: 50344852

Sample: MW-103D Lab ID: 50344852003 Collected: 05/15/23 12:53 Received: 05/15/23 16:00 Matrix: Water

Parameters	Results	Units	Report			Prepared	Analyzed	CAS No.	Qual
			Limit	MDL	DF				
9056 IC Anions									
Analytical Method: EPA 9056									
Pace Analytical Services - Indianapolis									
Chloride	205	mg/L	2.5	0.67	10		05/27/23 18:02	16887-00-6	
Fluoride	0.16	mg/L	0.10	0.017	1		05/27/23 17:44	16984-48-8	
Sulfate	45.5	mg/L	0.25	0.085	1		05/27/23 17:44	14808-79-8	
6010 MET ICP									
Analytical Method: EPA 6010 Preparation Method: EPA 3010									
Pace Analytical Services - Indianapolis									
Aluminum	ND	ug/L	200	55.4	1	05/24/23 15:52	05/25/23 16:47	7429-90-5	
Barium	370	ug/L	10.0	2.1	1	05/24/23 15:52	05/25/23 16:47	7440-39-3	
Boron	338	ug/L	100	37.6	1	05/24/23 15:52	05/25/23 16:47	7440-42-8	
Cadmium	ND	ug/L	2.0	0.66	1	05/24/23 15:52	05/25/23 16:47	7440-43-9	
Calcium	88900	ug/L	1000	163	1	05/24/23 15:52	05/25/23 16:47	7440-70-2	
Iron	2070	ug/L	100	48.8	1	05/24/23 15:52	05/25/23 16:47	7439-89-6	
Lead	ND	ug/L	10.0	2.6	1	05/24/23 15:52	05/25/23 16:47	7439-92-1	
Lithium	ND	ug/L	20.0	6.2	1	05/24/23 15:52	05/25/23 16:47	7439-93-2	
Magnesium	30200	ug/L	1000	71.8	1	05/24/23 15:52	05/25/23 16:47	7439-95-4	
Manganese	129	ug/L	10.0	2.5	1	05/24/23 15:52	05/25/23 16:47	7439-96-5	
Molybdenum	ND	ug/L	10.0	3.7	1	05/24/23 15:52	05/25/23 16:47	7439-98-7	
Potassium	6210	ug/L	1000	281	1	05/24/23 15:52	05/25/23 16:47	7440-09-7	
Silica	13100	ug/L	450		1	05/24/23 15:52	05/25/23 16:47	7631-86-9	N2
Sodium	88100	ug/L	1000	214	1	05/24/23 15:52	05/25/23 16:47	7440-23-5	
6010 MET ICP, Dissolved									
Analytical Method: EPA 6010 Preparation Method: EPA 3010									
Pace Analytical Services - Indianapolis									
Iron, Dissolved	2060	ug/L	100	48.8	1	05/25/23 08:29	05/26/23 14:20	7439-89-6	
Manganese, Dissolved	129	ug/L	10.0	2.5	1	05/25/23 08:29	05/26/23 14:20	7439-96-5	
Molybdenum, Dissolved	ND	ug/L	10.0	3.7	1	05/25/23 08:29	05/26/23 14:20	7439-98-7	
6020 MET ICPMS									
Analytical Method: EPA 6020 Preparation Method: EPA 200.2									
Pace Analytical Services - Indianapolis									
Antimony	ND	ug/L	1.0	0.044	1	05/26/23 07:28	05/30/23 06:27	7440-36-0	
Arsenic	ND	ug/L	1.0	0.064	1	05/26/23 07:28	05/30/23 06:27	7440-38-2	
Beryllium	ND	ug/L	0.20	0.026	1	05/26/23 07:28	05/30/23 06:27	7440-41-7	
Chromium	ND	ug/L	10.0	0.15	1	05/26/23 07:28	05/30/23 06:27	7440-47-3	
Cobalt	ND	ug/L	1.0	0.024	1	05/26/23 07:28	05/30/23 06:27	7440-48-4	
Selenium	ND	ug/L	1.0	0.23	1	05/26/23 07:28	05/30/23 06:27	7782-49-2	
Thallium	ND	ug/L	1.0	0.042	1	05/26/23 07:28	05/30/23 06:27	7440-28-0	
7470 Mercury									
Analytical Method: EPA 7470 Preparation Method: EPA 7470									
Pace Analytical Services - Indianapolis									
Mercury	ND	ug/L	0.20	0.091	1	05/22/23 10:07	05/22/23 19:11	7439-97-6	
2320B Alkalinity									
Analytical Method: SM 2320B									
Pace Analytical Services - Indianapolis									
Alkalinity, Total as CaCO3	259	mg/L	10.0	10.0	1		05/20/23 03:34		

REPORT OF LABORATORY ANALYSIS

This report shall not be reproduced, except in full,
without the written consent of Pace Analytical Services, LLC.



ANALYTICAL RESULTS

Project: Harding Street P1R2

Pace Project No.: 50344852

Sample: MW-103D		Lab ID: 50344852003		Collected: 05/15/23 12:53	Received: 05/15/23 16:00	Matrix: Water			
Parameters	Results	Units	Report Limit	MDL	DF	Prepared	Analyzed	CAS No.	Qual
2320B Alkalinity		Analytical Method: SM 2320B Pace Analytical Services - Indianapolis							
Alkalinity,Bicarbonate (CaCO3)	259	mg/L	10.0	10.0	1		05/20/23 03:34		
Alkalinity,Carbonate (CaCO3)	ND	mg/L	10.0	10.0	1		05/20/23 03:34		
2540C Total Dissolved Solids		Analytical Method: SM 2540C Pace Analytical Services - Indianapolis							
Total Dissolved Solids	601	mg/L	10.0	10.0	1		05/19/23 09:57		
4500H+ pH, Electrometric		Analytical Method: SM 4500-H+B Pace Analytical Services - Indianapolis							
pH at 25 Degrees C	7.6	Std. Units	0.10	0.10	1		05/30/23 12:05		H3
4500S2D Sulfide Water		Analytical Method: SM 4500-S2-D Pace Analytical Services - Indianapolis							
Sulfide	ND	mg/L	0.10	0.025	1		05/18/23 11:42	18496-25-8	
Iron, Ferrous		Analytical Method: HACH 8146 Pace Analytical Services - Indianapolis							
Iron, Ferrous	ND	mg/L	0.20	0.035	1		05/17/23 16:43	15438-31-0	H3,N2
353.2 Nitrogen, NO2/NO3 unpres		Analytical Method: EPA 353.2 Pace Analytical Services - Indianapolis							
Nitrogen, Nitrate	ND	mg/L	0.10	0.011	1		05/16/23 22:22	14797-55-8	
Nitrogen, Nitrite	ND	mg/L	0.10	0.0040	1		05/16/23 22:22	14797-65-0	
365.1 Total Phosphorus		Analytical Method: EPA 365.1 Preparation Method: EPA 365.1 Pace Analytical Services - Indianapolis							
Phosphate as P04	ND	mg/L	0.15	0.15	1	05/19/23 11:00	05/30/23 21:15		
5310C TOC		Analytical Method: SM 5310C Pace Analytical Services - Indianapolis							
Total Organic Carbon	3.0	mg/L	1.0	0.24	1		05/25/23 15:45	7440-44-0	
5310C Dissolved Organic Carbon		Analytical Method: SM 5310C Pace Analytical Services - Indianapolis							
Dissolved Organic Carbon	4.1	mg/L	4.0	0.94	4		05/25/23 10:30		

REPORT OF LABORATORY ANALYSIS

This report shall not be reproduced, except in full,
 without the written consent of Pace Analytical Services, LLC.



QUALITY CONTROL DATA

Project: Harding Street P1R2

Pace Project No.: 50344852

QC Batch:	735151	Analysis Method:	EPA 9056
QC Batch Method:	EPA 9056	Analysis Description:	9056 IC Anions
		Laboratory:	Pace Analytical Services - Indianapolis
Associated Lab Samples:	50344852001, 50344852002, 50344852003		

METHOD BLANK: 3373600 Matrix: Water

Associated Lab Samples: 50344852001, 50344852002, 50344852003

Parameter	Units	Blank Result	Reporting Limit	MDL	Analyzed	Qualifiers
Chloride	mg/L	ND	0.25	0.067	05/27/23 12:30	
Fluoride	mg/L	ND	0.10	0.017	05/27/23 12:30	
Sulfate	mg/L	ND	0.25	0.085	05/27/23 12:30	

LABORATORY CONTROL SAMPLE: 3373601

Parameter	Units	Spike Conc.	LCS Result	LCS % Rec	% Rec Limits	Qualifiers
Chloride	mg/L	2.5	2.4	97	80-120	
Fluoride	mg/L	1	1.0	102	80-120	
Sulfate	mg/L	5	4.8	96	80-120	

MATRIX SPIKE & MATRIX SPIKE DUPLICATE: 3373602 3373603

Parameter	Units	MS		MSD		MS Result	MSD Result	MS % Rec	MSD % Rec	% Rec Limits	RPD	Max RPD	Qual
		50344764007	Result	Spike Conc.	Spike Conc.								
Chloride	mg/L	213	25	25	232	233	78	82	80-120	0	15	M0	
Fluoride	mg/L	0.33	1	1	1.1	1.1	76	77	80-120	1	15	M0	
Sulfate	mg/L	112	50	50	161	160	97	95	80-120	0	15		

Results presented on this page are in the units indicated by the "Units" column except where an alternate unit is presented to the right of the result.

REPORT OF LABORATORY ANALYSIS

This report shall not be reproduced, except in full, without the written consent of Pace Analytical Services, LLC.



QUALITY CONTROL DATA

Project: Harding Street P1R2

Pace Project No.: 50344852

QC Batch: 734793	Analysis Method: EPA 7470
QC Batch Method: EPA 7470	Analysis Description: 7470 Mercury
	Laboratory: Pace Analytical Services - Indianapolis

Associated Lab Samples: 50344852001, 50344852002, 50344852003

METHOD BLANK: 3372212 Matrix: Water

Associated Lab Samples: 50344852001, 50344852002, 50344852003

Parameter	Units	Blank Result	Reporting Limit	MDL	Analyzed	Qualifiers
Mercury	ug/L	ND	0.20	0.091	05/22/23 18:02	

LABORATORY CONTROL SAMPLE: 3372213

Parameter	Units	Spike Conc.	LCS Result	LCS % Rec	% Rec Limits	Qualifiers
Mercury	ug/L	5	5.2	104	80-120	

MATRIX SPIKE & MATRIX SPIKE DUPLICATE: 3372214 3372215

Parameter	Units	50344613003		3372215		MS % Rec	MSD % Rec	% Rec Limits	RPD	Max RPD	Qual
		MS Spike Conc.	MSD Spike Conc.	MS Result	MSD Result						
Mercury	ug/L	<0.00020 mg/L	5	5	5.4	5.2	107	103	75-125	3	20

Results presented on this page are in the units indicated by the "Units" column except where an alternate unit is presented to the right of the result.

REPORT OF LABORATORY ANALYSIS

This report shall not be reproduced, except in full, without the written consent of Pace Analytical Services, LLC.



QUALITY CONTROL DATA

Project: Harding Street P1R2

Pace Project No.: 50344852

QC Batch:	734589	Analysis Method:	EPA 6010
QC Batch Method:	EPA 3010	Analysis Description:	6010 MET
		Laboratory:	Pace Analytical Services - Indianapolis

Associated Lab Samples: 50344852001, 50344852002, 50344852003

METHOD BLANK: 3371282 Matrix: Water

Associated Lab Samples: 50344852001, 50344852002, 50344852003

Parameter	Units	Blank Result	Reporting Limit	MDL	Analyzed	Qualifiers
Aluminum	ug/L	ND	200	55.4	05/25/23 15:42	
Barium	ug/L	ND	10.0	2.1	05/25/23 15:42	
Boron	ug/L	ND	100	37.6	05/25/23 15:42	
Cadmium	ug/L	ND	2.0	0.66	05/25/23 15:42	
Calcium	ug/L	ND	1000	163	05/25/23 15:42	
Iron	ug/L	ND	100	48.8	05/25/23 15:42	
Lead	ug/L	ND	10.0	2.6	05/25/23 15:42	
Lithium	ug/L	ND	20.0	6.2	05/25/23 15:42	
Magnesium	ug/L	ND	1000	71.8	05/25/23 15:42	
Manganese	ug/L	ND	10.0	2.5	05/25/23 15:42	
Molybdenum	ug/L	ND	10.0	3.7	05/25/23 15:42	
Potassium	ug/L	ND	1000	281	05/25/23 15:42	
Silica	ug/L	ND	450		05/25/23 15:42	N2
Sodium	ug/L	ND	1000	214	05/25/23 15:42	

LABORATORY CONTROL SAMPLE: 3371283

Parameter	Units	Spike Conc.	LCS Result	LCS % Rec	% Rec Limits	Qualifiers
Aluminum	ug/L	5000	4890	98	80-120	
Barium	ug/L	1000	1030	103	80-120	
Boron	ug/L	1000	988	99	80-120	
Cadmium	ug/L	1000	1000	100	80-120	
Calcium	ug/L	5000	5100	102	80-120	
Iron	ug/L	2500	2690	108	80-120	
Lead	ug/L	1000	994	99	80-120	
Lithium	ug/L	1000	1040	104	80-120	
Magnesium	ug/L	5000	4890	98	80-120	
Manganese	ug/L	1000	1000	100	80-120	
Molybdenum	ug/L	1000	1050	105	80-120	
Potassium	ug/L	5000	5190	104	80-120	
Silica	ug/L	5350	5410	101	80-120	N2
Sodium	ug/L	5000	5370	107	80-120	

Results presented on this page are in the units indicated by the "Units" column except where an alternate unit is presented to the right of the result.

REPORT OF LABORATORY ANALYSIS

This report shall not be reproduced, except in full,
without the written consent of Pace Analytical Services, LLC.



QUALITY CONTROL DATA

Project: Harding Street P1R2

Pace Project No.: 50344852

MATRIX SPIKE & MATRIX SPIKE DUPLICATE: 3371284 3371285												
Parameter	Units	50344854001		MS	MSD	MS		MSD		% Rec Limits	Max RPD	Qual
		Result	Conc.	Spike Conc.	Spike Conc.	Result	Result	% Rec	% Rec			
Aluminum	ug/L	ND	5000	5000	5040	4860	101	97	75-125	4	20	
Barium	ug/L	0.066 mg/L	1000	1000	1090	1070	102	100	75-125	2	20	
Boron	ug/L	0.26 mg/L	1000	1000	1260	1210	99	94	75-125	4	20	
Cadmium	ug/L	ND	1000	1000	1010	980	101	98	75-125	3	20	
Calcium	ug/L	115 mg/L	5000	5000	123000	115000	156	-8	75-125	7	20	P6
Iron	ug/L	4.0 mg/L	2500	2500	6580	6200	102	86	75-125	6	20	
Lead	ug/L	ND	1000	1000	972	956	97	96	75-125	2	20	
Lithium	ug/L	ND	1000	1000	1090	1060	108	105	75-125	3	20	
Magnesium	ug/L	36.5 mg/L	5000	5000	42100	39100	113	52	75-125	8	20	P6
Manganese	ug/L	0.097 mg/L	1000	1000	1080	1040	98	94	75-125	4	20	
Molybdenum	ug/L	ND	1000	1000	1050	1020	105	102	75-125	3	20	
Potassium	ug/L	1.9 mg/L	5000	5000	7100	6790	105	99	75-125	4	20	
Silica	ug/L	14.9 mg/L	5350	5350	20400	19300	103	83	75-125	5	20	N2
Sodium	ug/L	6.8 mg/L	5000	5000	12100	11500	105	93	75-125	5	20	

Results presented on this page are in the units indicated by the "Units" column except where an alternate unit is presented to the right of the result.

REPORT OF LABORATORY ANALYSIS

This report shall not be reproduced, except in full, without the written consent of Pace Analytical Services, LLC.



QUALITY CONTROL DATA

Project: Harding Street P1R2

Pace Project No.: 50344852

QC Batch:	734565	Analysis Method:	EPA 6010
QC Batch Method:	EPA 3010	Analysis Description:	6010 MET Dissolved
		Laboratory:	Pace Analytical Services - Indianapolis

Associated Lab Samples: 50344852001, 50344852002, 50344852003

METHOD BLANK: 3371156 Matrix: Water

Associated Lab Samples: 50344852001, 50344852002, 50344852003

Parameter	Units	Blank Result	Reporting Limit	MDL	Analyzed	Qualifiers
Iron, Dissolved	ug/L	ND	100	48.8	05/26/23 13:37	
Manganese, Dissolved	ug/L	ND	10.0	2.5	05/26/23 13:37	
Molybdenum, Dissolved	ug/L	ND	10.0	3.7	05/26/23 13:37	

LABORATORY CONTROL SAMPLE: 3371157

Parameter	Units	Spike Conc.	LCS Result	LCS % Rec	% Rec Limits	Qualifiers
Iron, Dissolved	ug/L	2500	2560	103	80-120	
Manganese, Dissolved	ug/L	1000	955	95	80-120	
Molybdenum, Dissolved	ug/L	1000	982	98	80-120	

MATRIX SPIKE & MATRIX SPIKE DUPLICATE: 3371158 3371159

Parameter	Units	50344850004		3371158		3371159		% Rec	% Rec	% Rec Limits	RPD	Max RPD	Qual
		MS Result	MSD Result	MS Spike Conc.	MSD Spike Conc.	MS Result	MSD Result						
Iron, Dissolved	ug/L	0.27	mg/L	2500	2500	2840	2860	103	103	75-125	1	20	
Manganese, Dissolved	ug/L	0.084	mg/L	1000	1000	1050	1040	96	96	75-125	0	20	
Molybdenum, Dissolved	ug/L	ND		1000	1000	1000	1000	100	100	75-125	0	20	

Results presented on this page are in the units indicated by the "Units" column except where an alternate unit is presented to the right of the result.

REPORT OF LABORATORY ANALYSIS

This report shall not be reproduced, except in full, without the written consent of Pace Analytical Services, LLC.



QUALITY CONTROL DATA

Project: Harding Street P1R2

Pace Project No.: 50344852

QC Batch:	735935	Analysis Method:	EPA 6020
QC Batch Method:	EPA 200.2	Analysis Description:	6020 MET
		Laboratory:	Pace Analytical Services - Indianapolis

Associated Lab Samples: 50344852001, 50344852002, 50344852003

METHOD BLANK: 3376907 Matrix: Water

Associated Lab Samples: 50344852001, 50344852002, 50344852003

Parameter	Units	Blank Result	Reporting Limit	MDL	Analyzed	Qualifiers
Antimony	ug/L	ND	1.0	0.044	05/30/23 00:21	
Arsenic	ug/L	ND	1.0	0.064	05/30/23 00:21	
Beryllium	ug/L	ND	0.20	0.026	05/30/23 00:21	
Chromium	ug/L	ND	10.0	0.15	05/30/23 00:21	
Cobalt	ug/L	ND	1.0	0.024	05/30/23 00:21	
Selenium	ug/L	ND	1.0	0.23	05/30/23 00:21	
Thallium	ug/L	ND	1.0	0.042	05/30/23 00:21	

LABORATORY CONTROL SAMPLE: 3376908

Parameter	Units	Spike Conc.	LCS Result	LCS % Rec	% Rec Limits	Qualifiers
Antimony	ug/L	40	43.1	108	80-120	
Arsenic	ug/L	40	39.8	99	80-120	
Beryllium	ug/L	40	40.8	102	80-120	
Chromium	ug/L	40	41.2	103	80-120	
Cobalt	ug/L	40	40.8	102	80-120	
Selenium	ug/L	40	39.8	100	80-120	
Thallium	ug/L	40	42.1	105	80-120	

MATRIX SPIKE & MATRIX SPIKE DUPLICATE: 3376909 3376910

Parameter	Units	MS		MSD		MS % Rec	MSD % Rec	% Rec Limits	RPD	Max RPD	Qual
		50344869003 Result	Spike Conc.	Spike Conc.	Result						
Antimony	ug/L	ND	40	40	40.0	39.1	100	98	75-125	2	20
Arsenic	ug/L	0.0065 mg/L	40	40	47.4	47.0	102	101	75-125	1	20
Beryllium	ug/L	ND	40	40	56.3	58.8	141	147	75-125	4	20 M3
Chromium	ug/L	ND	40	40	34.0	33.7	84	83	75-125	1	20 IR
Cobalt	ug/L	0.0031 mg/L	40	40	37.4	36.9	86	85	75-125	1	20
Selenium	ug/L	ND	40	40	42.2	42.2	104	104	75-125	0	20
Thallium	ug/L	ND	40	40	43.4	42.0	109	105	75-125	3	20

Results presented on this page are in the units indicated by the "Units" column except where an alternate unit is presented to the right of the result.

REPORT OF LABORATORY ANALYSIS

This report shall not be reproduced, except in full, without the written consent of Pace Analytical Services, LLC.



QUALITY CONTROL DATA

Project: Harding Street P1R2

Pace Project No.: 50344852

QC Batch:	734840	Analysis Method:	SM 2320B
QC Batch Method:	SM 2320B	Analysis Description:	2320B Alkalinity
		Laboratory:	Pace Analytical Services - Indianapolis
Associated Lab Samples:	50344852001, 50344852002, 50344852003		

METHOD BLANK: 3372546 Matrix: Water

Associated Lab Samples: 50344852001, 50344852002, 50344852003

Parameter	Units	Blank Result	Reporting Limit	MDL	Analyzed	Qualifiers
Alkalinity, Total as CaCO3	mg/L	ND	10.0	10.0	05/20/23 03:34	
Alkalinity,Bicarbonate (CaCO3)	mg/L	ND	10.0	10.0	05/20/23 03:34	
Alkalinity,Carbonate (CaCO3)	mg/L	ND	10.0	10.0	05/20/23 03:34	

LABORATORY CONTROL SAMPLE: 3372547

Parameter	Units	Spike Conc.	LCS Result	LCS % Rec	% Rec Limits	Qualifiers
Alkalinity, Total as CaCO3	mg/L	50	49.5	99	90-110	

SAMPLE DUPLICATE: 3372548

Parameter	Units	50344850004 Result	Dup Result	RPD	Max RPD	Qualifiers
Alkalinity, Total as CaCO3	mg/L	243	249	2	20	
Alkalinity,Bicarbonate (CaCO3)	mg/L	243	249	2	20	
Alkalinity,Carbonate (CaCO3)	mg/L	ND	ND		20	

SAMPLE DUPLICATE: 3372549

Parameter	Units	50344869002 Result	Dup Result	RPD	Max RPD	Qualifiers
Alkalinity, Total as CaCO3	mg/L	935	926	1	20	
Alkalinity,Bicarbonate (CaCO3)	mg/L	935	926	1	20	
Alkalinity,Carbonate (CaCO3)	mg/L	ND	ND		20	

Results presented on this page are in the units indicated by the "Units" column except where an alternate unit is presented to the right of the result.

REPORT OF LABORATORY ANALYSIS

This report shall not be reproduced, except in full, without the written consent of Pace Analytical Services, LLC.



QUALITY CONTROL DATA

Project: Harding Street P1R2

Pace Project No.: 50344852

QC Batch: 734650

Analysis Method: SM 2540C

QC Batch Method: SM 2540C

Analysis Description: 2540C Total Dissolved Solids

Laboratory: Pace Analytical Services - Indianapolis

Associated Lab Samples: 50344852001

METHOD BLANK: 3371454

Matrix: Water

Associated Lab Samples: 50344852001

Parameter	Units	Blank Result	Reporting Limit	MDL	Analyzed	Qualifiers
Total Dissolved Solids	mg/L	ND	10.0	10.0	05/19/23 08:56	

LABORATORY CONTROL SAMPLE: 3371455

Parameter	Units	Spike Conc.	LCS Result	LCS % Rec	% Rec Limits	Qualifiers
Total Dissolved Solids	mg/L	300	272	91	80-120	

SAMPLE DUPLICATE: 3371456

Parameter	Units	50344848003 Result	Dup Result	RPD	Max RPD	Qualifiers
Total Dissolved Solids	mg/L	662	676	2	10	

SAMPLE DUPLICATE: 3371457

Parameter	Units	50344850004 Result	Dup Result	RPD	Max RPD	Qualifiers
Total Dissolved Solids	mg/L	303	305	1	10	

Results presented on this page are in the units indicated by the "Units" column except where an alternate unit is presented to the right of the result.

REPORT OF LABORATORY ANALYSIS

This report shall not be reproduced, except in full, without the written consent of Pace Analytical Services, LLC.



QUALITY CONTROL DATA

Project: Harding Street P1R2

Pace Project No.: 50344852

QC Batch: 734673

Analysis Method: SM 2540C

QC Batch Method: SM 2540C

Analysis Description: 2540C Total Dissolved Solids

Laboratory: Pace Analytical Services - Indianapolis

Associated Lab Samples: 50344852002, 50344852003

METHOD BLANK: 3371604

Matrix: Water

Associated Lab Samples: 50344852002, 50344852003

Parameter	Units	Blank Result	Reporting Limit	MDL	Analyzed	Qualifiers
Total Dissolved Solids	mg/L	ND	10.0	10.0	05/19/23 09:56	

LABORATORY CONTROL SAMPLE: 3371605

Parameter	Units	Spike Conc.	LCS Result	LCS % Rec	% Rec Limits	Qualifiers
Total Dissolved Solids	mg/L	300	277	92	80-120	

SAMPLE DUPLICATE: 3371606

Parameter	Units	50344852002 Result	Dup Result	RPD	Max RPD	Qualifiers
Total Dissolved Solids	mg/L	648	638	2	10	

SAMPLE DUPLICATE: 3371607

Parameter	Units	50344852003 Result	Dup Result	RPD	Max RPD	Qualifiers
Total Dissolved Solids	mg/L	601	604	0	10	

Results presented on this page are in the units indicated by the "Units" column except where an alternate unit is presented to the right of the result.

REPORT OF LABORATORY ANALYSIS

This report shall not be reproduced, except in full, without the written consent of Pace Analytical Services, LLC.



QUALITY CONTROL DATA

Project: Harding Street P1R2

Pace Project No.: 50344852

QC Batch: 736452

Analysis Method: SM 4500-H+B

QC Batch Method: SM 4500-H+B

Analysis Description: 4500H+B pH

Laboratory: Pace Analytical Services - Indianapolis

Associated Lab Samples: 50344852001, 50344852002, 50344852003

SAMPLE DUPLICATE: 3379348

Parameter	Units	50344847001 Result	Dup Result	RPD	Max RPD	Qualifiers
pH at 25 Degrees C	Std. Units	7.3	7.4	1	2	H3

SAMPLE DUPLICATE: 3379349

Parameter	Units	50344852003 Result	Dup Result	RPD	Max RPD	Qualifiers
pH at 25 Degrees C	Std. Units	7.6	7.6	0	2	H3

Results presented on this page are in the units indicated by the "Units" column except where an alternate unit is presented to the right of the result.

REPORT OF LABORATORY ANALYSIS

This report shall not be reproduced, except in full,
without the written consent of Pace Analytical Services, LLC.



QUALITY CONTROL DATA

Project: Harding Street P1R2

Pace Project No.: 50344852

QC Batch: 734354

Analysis Method: SM 4500-S2-D

QC Batch Method: SM 4500-S2-D

Analysis Description: 4500S2D Sulfide Water

Laboratory: Pace Analytical Services - Indianapolis

Associated Lab Samples: 50344852001, 50344852002, 50344852003

METHOD BLANK: 3370138

Matrix: Water

Associated Lab Samples: 50344852001, 50344852002, 50344852003

Parameter	Units	Blank Result	Reporting Limit	MDL	Analyzed	Qualifiers
Sulfide	mg/L	ND	0.10	0.025	05/18/23 11:42	

LABORATORY CONTROL SAMPLE: 3370139

Parameter	Units	Spike Conc.	LCS Result	LCS % Rec	% Rec Limits	Qualifiers
Sulfide	mg/L	0.5	0.52	104	90-110	

MATRIX SPIKE SAMPLE: 3370140

Parameter	Units	50344848009 Result	Spike Conc.	MS Result	MS % Rec	% Rec Limits	Qualifiers
Sulfide	mg/L	ND	0.5	0.36	71	90-110	M0

MATRIX SPIKE & MATRIX SPIKE DUPLICATE: 3370141 3370142

Parameter	Units	50344962003 Result	MS Spike Conc.	MSD Spike Conc.	MS Result	MSD Result	MS % Rec	MSD % Rec	% Rec Limits	RPD	Max RPD	Qual
Sulfide	mg/L	ND	0.5	0.5	0.28	0.28	53	52	90-110	1	20	M3

Results presented on this page are in the units indicated by the "Units" column except where an alternate unit is presented to the right of the result.

REPORT OF LABORATORY ANALYSIS

This report shall not be reproduced, except in full, without the written consent of Pace Analytical Services, LLC.



QUALITY CONTROL DATA

Project: Harding Street P1R2

Pace Project No.: 50344852

QC Batch:	734177	Analysis Method:	HACH 8146
QC Batch Method:	HACH 8146	Analysis Description:	Iron, Ferrous
		Laboratory:	Pace Analytical Services - Indianapolis
Associated Lab Samples:	50344852001, 50344852002, 50344852003		

METHOD BLANK: 3369249 Matrix: Water

Associated Lab Samples: 50344852001, 50344852002, 50344852003

Parameter	Units	Blank Result	Reporting Limit	MDL	Analyzed	Qualifiers
Iron, Ferrous	mg/L	ND	0.20	0.035	05/17/23 16:42	H3,N2

LABORATORY CONTROL SAMPLE: 3369250

Parameter	Units	Spike Conc.	LCS Result	LCS % Rec	% Rec Limits	Qualifiers
Iron, Ferrous	mg/L	1	1.1	110	90-110	H3,N2

MATRIX SPIKE & MATRIX SPIKE DUPLICATE: 3369251 3369252

Parameter	Units	50344998001		3369252		MS % Rec	MSD % Rec	% Rec Limits	RPD	Max RPD	Qual	
		MS Spike Conc.	MSD Spike Conc.	MS Result	MSD Result							
Iron, Ferrous	mg/L	ND	1	1	1.1	1.0	101	92	90-110	8	20	H3,N2

Results presented on this page are in the units indicated by the "Units" column except where an alternate unit is presented to the right of the result.

REPORT OF LABORATORY ANALYSIS

This report shall not be reproduced, except in full, without the written consent of Pace Analytical Services, LLC.



QUALITY CONTROL DATA

Project: Harding Street P1R2

Pace Project No.: 50344852

QC Batch:	733945	Analysis Method:	EPA 353.2
QC Batch Method:	EPA 353.2	Analysis Description:	353.2 Nitrate + Nitrite, Unpres.
		Laboratory:	Pace Analytical Services - Indianapolis

Associated Lab Samples: 50344852001, 50344852002, 50344852003

METHOD BLANK: 3368209 Matrix: Water

Associated Lab Samples: 50344852001, 50344852002, 50344852003

Parameter	Units	Blank Result	Reporting Limit	MDL	Analyzed	Qualifiers
Nitrogen, Nitrate	mg/L	ND	0.10	0.011	05/16/23 21:36	
Nitrogen, Nitrite	mg/L	ND	0.10	0.0040	05/16/23 21:36	

LABORATORY CONTROL SAMPLE: 3368210

Parameter	Units	Spike Conc.	LCS Result	LCS % Rec	% Rec Limits	Qualifiers
Nitrogen, Nitrate	mg/L	1	0.99	99	90-110	
Nitrogen, Nitrite	mg/L	1	1.0	100	90-110	

MATRIX SPIKE & MATRIX SPIKE DUPLICATE: 3368211 3368212

Parameter	Units	50344916001 Result	MS Spike Conc.	MSD Spike Conc.	MS Result	MSD Result	MS % Rec	MSD % Rec	% Rec Limits	RPD	Max RPD	Qual
Nitrogen, Nitrate	mg/L	ND	1	1	1.0	1.0	101	101	90-110	0	20	
Nitrogen, Nitrite	mg/L	ND	1	1	1.0	1.0	101	101	90-110	0	20	

MATRIX SPIKE SAMPLE: 3368213

Parameter	Units	50344916004 Result	Spike Conc.	MS Result	MS % Rec	% Rec Limits	Qualifiers
Nitrogen, Nitrate	mg/L	ND	1	1.1	101	90-110	
Nitrogen, Nitrite	mg/L	ND	1	1.0	101	90-110	

Results presented on this page are in the units indicated by the "Units" column except where an alternate unit is presented to the right of the result.

REPORT OF LABORATORY ANALYSIS

This report shall not be reproduced, except in full, without the written consent of Pace Analytical Services, LLC.



QUALITY CONTROL DATA

Project: Harding Street P1R2

Pace Project No.: 50344852

QC Batch:	734643	Analysis Method:	EPA 365.1
QC Batch Method:	EPA 365.1	Analysis Description:	365.1 Total Phosphorus
		Laboratory:	Pace Analytical Services - Indianapolis
Associated Lab Samples:	50344852001, 50344852002, 50344852003		

METHOD BLANK: 3371431 Matrix: Water

Associated Lab Samples: 50344852001, 50344852002, 50344852003

Parameter	Units	Blank Result	Reporting Limit	MDL	Analyzed	Qualifiers
Phosphate as P04	mg/L	ND	0.15	0.15	05/30/23 21:05	

LABORATORY CONTROL SAMPLE: 3371432

Parameter	Units	Spike Conc.	LCS Result	LCS % Rec	% Rec Limits	Qualifiers
Phosphate as P04	mg/L		1.5			

MATRIX SPIKE & MATRIX SPIKE DUPLICATE: 3371433 3371434

Parameter	Units	50344852002		3371434		% Rec Limits	% Rec	RPD	Max RPD	Qual
		MS Spike Conc.	MSD Spike Conc.	MS Result	MSD Result					
Phosphate as P04	mg/L	ND		1.5	1.4			3		

Results presented on this page are in the units indicated by the "Units" column except where an alternate unit is presented to the right of the result.

REPORT OF LABORATORY ANALYSIS

This report shall not be reproduced, except in full, without the written consent of Pace Analytical Services, LLC.



QUALITY CONTROL DATA

Project: Harding Street P1R2

Pace Project No.: 50344852

QC Batch: 735309

Analysis Method: SM 5310C

QC Batch Method: SM 5310C

Analysis Description: 5310C Total Organic Carbon

Laboratory: Pace Analytical Services - Indianapolis

Associated Lab Samples: 50344852001

METHOD BLANK: 3374175

Matrix: Water

Associated Lab Samples: 50344852001

Parameter	Units	Blank Result	Reporting Limit	MDL	Analyzed	Qualifiers
Total Organic Carbon	mg/L	ND	1.0	0.24	05/24/23 17:46	

LABORATORY CONTROL SAMPLE: 3374176

Parameter	Units	Spike Conc.	LCS Result	LCS % Rec	% Rec Limits	Qualifiers
Total Organic Carbon	mg/L	10	9.8	98	90-110	

MATRIX SPIKE & MATRIX SPIKE DUPLICATE: 3374177 3374178

Parameter	Units	50344779011		3374178		MS % Rec	MSD % Rec	% Rec Limits	RPD	Max RPD	Qual
		MS Spike Conc.	MSD Spike Conc.	MS Result	MSD Result						
Total Organic Carbon	mg/L	ND	40	40	42.2	42.4	101	102	80-120	1	20

MATRIX SPIKE SAMPLE: 3374179

Parameter	Units	50344779012 Result	Spike Conc.	MS Result	MS % Rec	% Rec Limits	Qualifiers
Total Organic Carbon	mg/L		1.6	10	12.0	104	80-120

Results presented on this page are in the units indicated by the "Units" column except where an alternate unit is presented to the right of the result.

REPORT OF LABORATORY ANALYSIS

This report shall not be reproduced, except in full, without the written consent of Pace Analytical Services, LLC.



QUALITY CONTROL DATA

Project: Harding Street P1R2

Pace Project No.: 50344852

QC Batch: 735530	Analysis Method: SM 5310C
QC Batch Method: SM 5310C	Analysis Description: 5310C Total Organic Carbon
	Laboratory: Pace Analytical Services - Indianapolis

Associated Lab Samples: 50344852002, 50344852003

METHOD BLANK: 3375126 Matrix: Water

Associated Lab Samples: 50344852002, 50344852003

Parameter	Units	Blank Result	Reporting Limit	MDL	Analyzed	Qualifiers
Total Organic Carbon	mg/L	ND	1.0	0.24	05/25/23 14:07	

LABORATORY CONTROL SAMPLE: 3375127

Parameter	Units	Spike Conc.	LCS Result	LCS % Rec	% Rec Limits	Qualifiers
Total Organic Carbon	mg/L	10	10.2	102	90-110	

MATRIX SPIKE & MATRIX SPIKE DUPLICATE: 3375128 3375129

Parameter	Units	50344847001		3375129		MS % Rec	MSD % Rec	% Rec Limits	RPD	Max RPD	Qual
		MS Spike Conc.	MSD Spike Conc.	MS Result	MSD Result						
Total Organic Carbon	mg/L	ND	10	10	9.4	9.2	84	82	80-120	2	20

MATRIX SPIKE SAMPLE: 3375130

Parameter	Units	50344847002 Result	Spike Conc.	MS Result	MS % Rec	% Rec Limits	Qualifiers
Total Organic Carbon	mg/L	ND	10	9.5	86	80-120	

Results presented on this page are in the units indicated by the "Units" column except where an alternate unit is presented to the right of the result.

REPORT OF LABORATORY ANALYSIS

This report shall not be reproduced, except in full, without the written consent of Pace Analytical Services, LLC.



QUALITY CONTROL DATA

Project: Harding Street P1R2

Pace Project No.: 50344852

QC Batch:	735111	Analysis Method:	SM 5310C
QC Batch Method:	SM 5310C	Analysis Description:	5310C Dissolved Organic Carbon
		Laboratory:	Pace Analytical Services - Indianapolis

Associated Lab Samples: 50344852001, 50344852002

METHOD BLANK: 3373465 Matrix: Water

Associated Lab Samples: 50344852001, 50344852002

Parameter	Units	Blank Result	Reporting Limit	MDL	Analyzed	Qualifiers
Dissolved Organic Carbon	mg/L	ND	1.0	0.24	05/23/23 23:40	

LABORATORY CONTROL SAMPLE: 3373466

Parameter	Units	Spike Conc.	LCS Result	LCS % Rec	% Rec Limits	Qualifiers
Dissolved Organic Carbon	mg/L	10	10.1	101	90-110	

MATRIX SPIKE & MATRIX SPIKE DUPLICATE: 3373467 3373468

Parameter	Units	50344758016		3373468		MS % Rec	MSD % Rec	% Rec Limits	RPD	Max RPD	Qual
		MS Spike Conc.	MSD Spike Conc.	MS Result	MSD Result						
Dissolved Organic Carbon	mg/L	4.5	20	20	24.6	24.3	101	99	80-120	1	20

MATRIX SPIKE SAMPLE: 3374467

Parameter	Units	50344847002 Result	Spike Conc.	MS Result	MS % Rec	% Rec Limits	Qualifiers
Dissolved Organic Carbon	mg/L	1.2	10	10.8	95	80-120	

Results presented on this page are in the units indicated by the "Units" column except where an alternate unit is presented to the right of the result.

REPORT OF LABORATORY ANALYSIS

This report shall not be reproduced, except in full, without the written consent of Pace Analytical Services, LLC.



QUALITY CONTROL DATA

Project: Harding Street P1R2

Pace Project No.: 50344852

QC Batch: 735640

Analysis Method: SM 5310C

QC Batch Method: SM 5310C

Analysis Description: 5310C Dissolved Organic Carbon

Laboratory: Pace Analytical Services - Indianapolis

Associated Lab Samples: 50344852003

METHOD BLANK: 3375482

Matrix: Water

Associated Lab Samples: 50344852003

Parameter	Units	Blank Result	Reporting Limit	MDL	Analyzed	Qualifiers
Dissolved Organic Carbon	mg/L	ND	1.0	0.24	05/24/23 23:51	

LABORATORY CONTROL SAMPLE: 3375483

Parameter	Units	Spike Conc.	LCS Result	LCS % Rec	% Rec Limits	Qualifiers
Dissolved Organic Carbon	mg/L	10	9.1	91	90-110	

MATRIX SPIKE & MATRIX SPIKE DUPLICATE: 3375484 3375485

Parameter	Units	50344607003		3375485		MS % Rec	MSD % Rec	% Rec Limits	RPD	Max RPD	Qual
		MS Spike Conc.	MSD Spike Conc.	MS Result	MSD Result						
Dissolved Organic Carbon	mg/L	0.78J	10	10	8.2	7.9	74	71	80-120	4	20 M3

Results presented on this page are in the units indicated by the "Units" column except where an alternate unit is presented to the right of the result.

REPORT OF LABORATORY ANALYSIS

This report shall not be reproduced, except in full, without the written consent of Pace Analytical Services, LLC.



ANALYTICAL RESULTS - RADIOCHEMISTRY

Project: Harding Street P1R2

Pace Project No.: 50344852

Sample: MW-103S **Lab ID: 50344852001** Collected: 05/15/23 09:59 Received: 05/15/23 16:00 Matrix: Water
PWS: Site ID: Sample Type:

Parameters	Method	Act ± Unc (MDC) Carr Trac	Units	Analyzed	CAS No.	Qual
Pace Analytical Services - Greensburg						
Radium-226	EPA 903.1	0.203 ± 0.514 (0.954) C:NA T:93%	pCi/L	06/13/23 15:58	13982-63-3	
Pace Analytical Services - Greensburg						
Radium-228	EPA 904.0	0.765 ± 0.406 (0.732) C:83% T:87%	pCi/L	06/07/23 12:01	15262-20-1	
Pace Analytical Services - Greensburg						
Total Radium	Total Radium Calculation	0.968 ± 0.920 (1.69)	pCi/L	06/13/23 18:00	7440-14-4	

REPORT OF LABORATORY ANALYSIS

This report shall not be reproduced, except in full, without the written consent of Pace Analytical Services, LLC.



ANALYTICAL RESULTS - RADIOCHEMISTRY

Project: Harding Street P1R2

Pace Project No.: 50344852

Sample: MW-103I **Lab ID: 50344852002** Collected: 05/15/23 11:11 Received: 05/15/23 16:00 Matrix: Water
PWS: Site ID: Sample Type:

Parameters	Method	Act ± Unc (MDC) Carr Trac	Units	Analyzed	CAS No.	Qual
	Pace Analytical Services - Greensburg					
Radium-226	EPA 903.1	2.03 ± 0.948 (1.02) C:NA T:93%	pCi/L	06/13/23 15:58	13982-63-3	
	Pace Analytical Services - Greensburg					
Radium-228	EPA 904.0	1.09 ± 0.451 (0.748) C:86% T:92%	pCi/L	06/07/23 12:01	15262-20-1	
	Pace Analytical Services - Greensburg					
Total Radium	Total Radium Calculation	3.12 ± 1.40 (1.77)	pCi/L	06/13/23 18:00	7440-14-4	

REPORT OF LABORATORY ANALYSIS

This report shall not be reproduced, except in full, without the written consent of Pace Analytical Services, LLC.



ANALYTICAL RESULTS - RADIOCHEMISTRY

Project: Harding Street P1R2

Pace Project No.: 50344852

Sample: MW-103D **Lab ID: 50344852003** Collected: 05/15/23 12:53 Received: 05/15/23 16:00 Matrix: Water
 PWS: Site ID: Sample Type:

Parameters	Method	Act ± Unc (MDC) Carr Trac	Units	Analyzed	CAS No.	Qual
	Pace Analytical Services - Greensburg					
Radium-226	EPA 903.1	0.354 ± 0.502 (0.850) C:NA T:90%	pCi/L	06/13/23 15:58	13982-63-3	
	Pace Analytical Services - Greensburg					
Radium-228	EPA 904.0	0.805 ± 0.381 (0.655) C:83% T:94%	pCi/L	06/07/23 12:02	15262-20-1	
	Pace Analytical Services - Greensburg					
Total Radium	Total Radium Calculation	1.16 ± 0.883 (1.51)	pCi/L	06/13/23 18:00	7440-14-4	

REPORT OF LABORATORY ANALYSIS

This report shall not be reproduced, except in full,
 without the written consent of Pace Analytical Services, LLC.



QUALITY CONTROL - RADIOCHEMISTRY

Project: Harding Street P1R2

Pace Project No.: 50344852

QC Batch: 589315

Analysis Method: EPA 903.1

QC Batch Method: EPA 903.1

Analysis Description: 903.1 Radium-226

Laboratory: Pace Analytical Services - Greensburg

Associated Lab Samples: 50344852001, 50344852002, 50344852003

METHOD BLANK: 2863938

Matrix: Water

Associated Lab Samples: 50344852001, 50344852002, 50344852003

Parameter	Act ± Unc (MDC) Carr Trac	Units	Analyzed	Qualifiers
Radium-226	0.225 ± 0.313 (0.523) C:NA T:89%	pCi/L	06/13/23 15:36	

Results presented on this page are in the units indicated by the "Units" column except where an alternate unit is presented to the right of the result.

REPORT OF LABORATORY ANALYSIS

This report shall not be reproduced, except in full, without the written consent of Pace Analytical Services, LLC.



QUALITY CONTROL - RADIOCHEMISTRY

Project: Harding Street P1R2

Pace Project No.: 50344852

QC Batch: 589316

Analysis Method: EPA 904.0

QC Batch Method: EPA 904.0

Analysis Description: 904.0 Radium 228

Laboratory: Pace Analytical Services - Greensburg

Associated Lab Samples: 50344852001, 50344852002, 50344852003

METHOD BLANK: 2863939

Matrix: Water

Associated Lab Samples: 50344852001, 50344852002, 50344852003

Parameter	Act ± Unc (MDC) Carr Trac	Units	Analyzed	Qualifiers
Radium-228	0.933 ± 0.437 (0.737) C:78% T:82%	pCi/L	06/07/23 12:02	

Results presented on this page are in the units indicated by the "Units" column except where an alternate unit is presented to the right of the result.

REPORT OF LABORATORY ANALYSIS

This report shall not be reproduced, except in full, without the written consent of Pace Analytical Services, LLC.



QUALIFIERS

Project: Harding Street P1R2

Pace Project No.: 50344852

DEFINITIONS

DF - Dilution Factor, if reported, represents the factor applied to the reported data due to dilution of the sample aliquot.

ND - Not Detected at or above adjusted reporting limit.

TNTC - Too Numerous To Count

J - Estimated concentration above the adjusted method detection limit and below the adjusted reporting limit.

MDL - Adjusted Method Detection Limit.

PQL - Practical Quantitation Limit.

RL - Reporting Limit - The lowest concentration value that meets project requirements for quantitative data with known precision and bias for a specific analyte in a specific matrix.

S - Surrogate

1,2-Diphenylhydrazine decomposes to and cannot be separated from Azobenzene using Method 8270. The result for each analyte is a combined concentration.

Consistent with EPA guidelines, unrounded data are displayed and have been used to calculate % recovery and RPD values.

LCS(D) - Laboratory Control Sample (Duplicate)

MS(D) - Matrix Spike (Duplicate)

DUP - Sample Duplicate

RPD - Relative Percent Difference

NC - Not Calculable.

SG - Silica Gel - Clean-Up

U - Indicates the compound was analyzed for, but not detected.

N-Nitrosodiphenylamine decomposes and cannot be separated from Diphenylamine using Method 8270. The result reported for each analyte is a combined concentration.

Reported results are not rounded until the final step prior to reporting. Therefore, calculated parameters that are typically reported as "Total" may vary slightly from the sum of the reported component parameters.

Act - Activity

Unc - Uncertainty: SDWA = 1.96 sigma count uncertainty, all other matrices = Expanded Uncertainty (95% confidence interval).

Gamma Spec = Expanded Uncertainty (95.4% Confidence Interval)

(MDC) - Minimum Detectable Concentration

Trac - Tracer Recovery (%)

Carr - Carrier Recovery (%)

Pace Analytical is TNI accredited. Contact your Pace PM for the current list of accredited analytes.

TNI - The NELAC Institute.

ANALYTE QUALIFIERS

D3 Sample was diluted due to the presence of high levels of non-target analytes or other matrix interference.

H3 Sample was received or analysis requested beyond the recognized method holding time.

IR The internal standard recovery associated with this result exceeds the upper control limit. The reported result should be considered an estimated value.

M0 Matrix spike recovery and/or matrix spike duplicate recovery was outside laboratory control limits.

M3 Matrix spike recovery was outside laboratory control limits due to matrix interferences.

N2 The lab does not hold NELAC/TNI accreditation for this parameter but other accreditations/certifications may apply. A complete list of accreditations/certifications is available upon request.

P6 Matrix spike recovery was outside laboratory control limits due to a parent sample concentration notably higher than the spike level.

REPORT OF LABORATORY ANALYSIS

This report shall not be reproduced, except in full,
without the written consent of Pace Analytical Services, LLC.



QUALITY CONTROL DATA CROSS REFERENCE TABLE

Project: Harding Street P1R2

Pace Project No.: 50344852

Lab ID	Sample ID	QC Batch Method	QC Batch	Analytical Method	Analytical Batch
50344852001	MW-103S	EPA 9056	735151		
50344852002	MW-103I	EPA 9056	735151		
50344852003	MW-103D	EPA 9056	735151		
50344852001	MW-103S	EPA 3010	734589	EPA 6010	735900
50344852002	MW-103I	EPA 3010	734589	EPA 6010	735900
50344852003	MW-103D	EPA 3010	734589	EPA 6010	735900
50344852001	MW-103S	EPA 3010	734565	EPA 6010	736096
50344852002	MW-103I	EPA 3010	734565	EPA 6010	736096
50344852003	MW-103D	EPA 3010	734565	EPA 6010	736096
50344852001	MW-103S	EPA 200.2	735935	EPA 6020	736138
50344852002	MW-103I	EPA 200.2	735935	EPA 6020	736138
50344852003	MW-103D	EPA 200.2	735935	EPA 6020	736138
50344852001	MW-103S	EPA 7470	734793	EPA 7470	735088
50344852002	MW-103I	EPA 7470	734793	EPA 7470	735088
50344852003	MW-103D	EPA 7470	734793	EPA 7470	735088
50344852001	MW-103S	EPA 903.1	589315		
50344852002	MW-103I	EPA 903.1	589315		
50344852003	MW-103D	EPA 903.1	589315		
50344852001	MW-103S	EPA 904.0	589316		
50344852002	MW-103I	EPA 904.0	589316		
50344852003	MW-103D	EPA 904.0	589316		
50344852001	MW-103S	Total Radium Calculation	594640		
50344852002	MW-103I	Total Radium Calculation	594640		
50344852003	MW-103D	Total Radium Calculation	594640		
50344852001	MW-103S	SM 2320B	734840		
50344852002	MW-103I	SM 2320B	734840		
50344852003	MW-103D	SM 2320B	734840		
50344852001	MW-103S	SM 2540C	734650		
50344852002	MW-103I	SM 2540C	734673		
50344852003	MW-103D	SM 2540C	734673		
50344852001	MW-103S	SM 4500-H+B	736452		
50344852002	MW-103I	SM 4500-H+B	736452		
50344852003	MW-103D	SM 4500-H+B	736452		
50344852001	MW-103S	SM 4500-S2-D	734354		
50344852002	MW-103I	SM 4500-S2-D	734354		
50344852003	MW-103D	SM 4500-S2-D	734354		
50344852001	MW-103S	HACH 8146	734177		
50344852002	MW-103I	HACH 8146	734177		
50344852003	MW-103D	HACH 8146	734177		
50344852001	MW-103S	EPA 353.2	733945		
50344852002	MW-103I	EPA 353.2	733945		
50344852003	MW-103D	EPA 353.2	733945		

REPORT OF LABORATORY ANALYSIS

This report shall not be reproduced, except in full, without the written consent of Pace Analytical Services, LLC.



QUALITY CONTROL DATA CROSS REFERENCE TABLE

Project: Harding Street P1R2

Pace Project No.: 50344852

Lab ID	Sample ID	QC Batch Method	QC Batch	Analytical Method	Analytical Batch
50344852001	MW-103S	EPA 365.1	734643	EPA 365.1	736633
50344852002	MW-103I	EPA 365.1	734643	EPA 365.1	736633
50344852003	MW-103D	EPA 365.1	734643	EPA 365.1	736633
50344852001	MW-103S	SM 5310C	735309		
50344852002	MW-103I	SM 5310C	735530		
50344852003	MW-103D	SM 5310C	735530		
50344852001	MW-103S	SM 5310C	735111		
50344852002	MW-103I	SM 5310C	735111		
50344852003	MW-103D	SM 5310C	735640		

REPORT OF LABORATORY ANALYSIS

This report shall not be reproduced, except in full,
without the written consent of Pace Analytical Services, LLC.

Sample Container Count

** Place a RED dot on containers that are out of conformance **

COC Line Item	WGFLU	MeOH (only) SBS DI	VIALS			AMBER GLASS			PLASTIC							OTHER			Matrix	Nitric	Sulfuric	Sodium Hydroxide	Sodium Hydroxide/ZnAc													
			R	DG9H	VG9H	VOA VIAL HS (>6mm)	VG9U	DG9U	VG9T	AG0U	AG1H	AG1U	AG2U	AG3S	AG3SF	AG3C	BP1U	BP1N		BP2U	BP3U	BP3N	BP3F	BP3S	BP3B	BP3Z	CG3H	CG3F	Syringe Kit	Red	Yellow	Green	Black			
1												1	1					2	1	2	1	1	1	1								WT	✓	✓		✓
2												1	1					2	1	2	1	1	1	1								WT	✓	✓		✓
3												1	1					2	2	1	1	1	1	1								WT	✓	✓		✓
4																																				
5																																				
6																																				
7																																				
8																																				
9																																				
10																																				
11																																				
12																																				

Container Codes

Glass				Plastic			
DG9H	40mL HCl amber voa vial	BG1T	1L Na Thiosulfate clear glass	BP1B	1L NaOH plastic	BP4U	125mL unpreserved plastic
DG9P	40mL TSP amber vial	BG1U	1L unpreserved glass	BP1N	1L HNO3 plastic	BP4N	125mL HNO3 plastic
DG9S	40mL H2SO4 amber vial	BG3H	250mL HCl Clear Glass	BP1S	1L H2SO4 plastic	BP4S	125mL H2SO4 plastic
DG9T	40mL Na Thio amber vial	BG3U	250mL Unpres Clear Glass	BP1U	1L unpreserved plastic	Miscellaneous	
DG9U	40mL unpreserved amber vial	AG0U	100mL unpres amber glass	BP1Z	1L NaOH, Zn, Ac		
VG9H	40mL HCl clear vial	AG1H	1L HCl amber glass	BP2N	500mL HNO3 plastic	Syringe Kit	LL Cr+6 sampling kit
VG9T	40mL Na Thio. clear vial	AG1S	1L H2SO4 amber glass	BP2C	500mL NaOH plastic	ZPLC	Ziploc Bag
VG9U	40mL unpreserved clear vial	AG1T	1L Na Thiosulfate amber glass	BP2S	500mL H2SO4 plastic	R	Terracore Kit
I	40mL w/hexane wipe vial	AG1U	1liter unpres amber glass	BP2U	500mL unpreserved plastic	SP5T	120mL Coliform Sodium Thiosulfate
WGKU	8oz unpreserved clear jar	AG2N	500mL HNO3 amber glass	BP2Z	500mL NaOH, Zn Ac	GN	General Container
WGFU	4oz clear soil jar	AG2S	500mL H2SO4 amber glass	BP3B	250mL NaOH plastic	U	Summa Can (air sample)
JGFU	4oz unpreserved amber wide	AG2U	500mL unpres amber glass	BP3N	250mL HNO3 plastic	WT	Water
CG3H	250mL clear glass HCl	AG3S	250mL H2SO4 amber glass	BP3F	250mL HNO3 plastic-field filtered	SL	Solid Solid
CG3F	250mL clear glass HCl, Field Filter	AG3SF	250mL H2SO4 amb glass -field filtered	BP3U	250mL unpreserved plastic	OL:	Oil
BG1H	1L HCl clear glass	AG3U	250mL unpres amber glass	BP3S	250mL H2SO4 plastic	NAL	Non-aqueous liquid
BG1S	1L H2SO4 clear glass	AG3C	250mL NaOH amber glass	BP3Z	250mL NaOH, ZnAc plastic	WP	Wipe



SAMPLE CONDITION UPON RECEIPT FORM

Date/Time and Initials of person examining contents: 5/15/23 19:34 JG

1. Courier: FED EX UPS CLIENT PACE USPS OTHER _____

2. Custody Seal on Cooler/Box Present: Yes No
 (If yes)Seals Intact: Yes No (leave blank if no seals were present)

3. Thermometer: **1 2 3 4 5 6 A B C D E F**
 1 2 3 4 5 6 A B C D E F

4. Cooler Temperature(s): 2.5/8.5
 (Initial/Corrected) RECORD TEMPS OF ALL COOLERS RECEIVED (use Comments below to add more)

5. Packing Material: Bubble Wrap Bubble Bags
 None Other _____

6. Ice Type: Wet Blue None

7. If temp. is over 6°C or under 0°C, was the PM notified?: Yes No
 Cooler temp should be above freezing to 6°C

All discrepancies will be written out in the comments section below.

	Yes	No		Yes	No	N/A
USDA Regulated Soils? (HI, ID, NY, WA, OR, CA, NM, TX, OK, AR, LA, TN, AL, MS, NC, SC, GA, FL, or Puerto Rico)		<input checked="" type="checkbox"/>	All containers needing acid/base preservation have been pH CHECKED?. Exceptions: VOA, coliform, LLHg, O&G, RAD CHEM, and any container with a septum cap or preserved with HCl.			
Short Hold Time Analysis (48 hours or less)? Analysis: <u>Rad 226/ Rad 228, NO3</u> <u>JG 5/15/23</u>	<input checked="" type="checkbox"/>		Circle: HNO3 (<2) H2SO4 (<2) NaOH (>10) NaOH/ZnAc (>9) Any non-conformance to pH recommendations will be noted on the container count form			
Time 5035A TC placed in Freezer or Short Holds To Lab	Time:		Residual Chlorine Check (SVOC 625 Pest/PCB 608)	Present	Absent	N/A
Rush TAT Requested (4 days or less):		<input checked="" type="checkbox"/>	Residual Chlorine Check (Total/Amenable/Free Cyanide)			
Custody Signatures Present?	<input checked="" type="checkbox"/>		Headspace Wisconsin Sulfide?			
Containers Intact?:	<input checked="" type="checkbox"/>		Headspace in VOA Vials (>6mm): See Container Count form for details	Present	Absent	No VOA Vials Sent
Sample Label (IDs/Dates/Times) Match COC?: Except TCs, which only require sample ID	<input checked="" type="checkbox"/>		Trip Blank Present?		<input checked="" type="checkbox"/>	
Extra labels on Terracore Vials? (soils only) <u>WHS 5/16/23</u>		<input checked="" type="checkbox"/>	Trip Blank Custody Seals?:			

COMMENTS: Out of temp, taken same day JG 5/15/23 || For MW-1035 & MW-1031 a 250 ml is used instead of a BP20 for IN IC tests JG 5/15/23
BP20 JG 5/15/23



August 01, 2023

Mr. Mark Breting
ATC Group Services
7988 Centerpoint Drive
Suite 100
Indianapolis, IN 46256

RE: Project: Harding Street P1R2
Pace Project No.: 50344928

Dear Mr. Breting:

Enclosed are the analytical results for sample(s) received by the laboratory on May 16, 2023. The results relate only to the samples included in this report. Results reported herein conform to the applicable TNI/NELAC Standards and the laboratory's Quality Manual, where applicable, unless otherwise noted in the body of the report.

The test results provided in this final report were generated by each of the following laboratories within the Pace Network:

- Pace Analytical Services - Indianapolis
- Pace Analytical Services - Greensburg

If you have any questions concerning this report, please feel free to contact me.

Sincerely,

Will Statz
will.statz@pacelabs.com
(317)228-3105
Project Manager

Enclosures

cc: Mohammed Bazlamit, Atlas
Mr. Robert Miller, Haley & Aldrich



REPORT OF LABORATORY ANALYSIS

This report shall not be reproduced, except in full,
without the written consent of Pace Analytical Services, LLC.



CERTIFICATIONS

Project: Harding Street P1R2
Pace Project No.: 50344928

Pace Analytical Services Pennsylvania

1638 Roseytown Rd Suites 2,3&4, Greensburg, PA 15601
ANAB DOD-ELAP Rad Accreditation #: L2417
ANABISO/IEC 17025:2017 Rad Cert#: L24170
Alabama Certification #: 41590
Arizona Certification #: AZ0734
Arkansas Certification
California Certification #: 2950
Colorado Certification #: PA01547
Connecticut Certification #: PH-0694
EPA Region 4 DW Rad
Florida/TNI Certification #: E87683
Georgia Certification #: C040
Guam Certification
Hawaii Certification
Idaho Certification
Illinois Certification
Indiana Certification
Iowa Certification #: 391
Kansas Certification #: E-10358
Kentucky Certification #: KY90133
KY WW Permit #: KY0098221
KY WW Permit #: KY0000221
Louisiana DHH/TNI Certification #: LA010
Louisiana DEQ/TNI Certification #: 04086
Maine Certification #: 2023021
Maryland Certification #: 308
Massachusetts Certification #: M-PA1457
Michigan/PADEP Certification #: 9991

Missouri Certification #: 235
Montana Certification #: Cert0082
Nebraska Certification #: NE-OS-29-14
Nevada Certification #: PA014572023-03
New Hampshire/TNI Certification #: 297622
New Jersey/TNI Certification #: PA051
New Mexico Certification #: PA01457
New York/TNI Certification #: 10888
North Carolina Certification #: 42706
North Dakota Certification #: R-190
Ohio EPA Rad Approval: #41249
Oregon/TNI Certification #: PA200002-015
Pennsylvania/TNI Certification #: 65-00282
Puerto Rico Certification #: PA01457
Rhode Island Certification #: 65-00282
South Dakota Certification
Tennessee Certification #: TN02867
Texas/TNI Certification #: T104704188-22-18
Utah/TNI Certification #: PA014572223-14
USDA Soil Permit #: 525-23-67-77263
Vermont Dept. of Health: ID# VT-0282
Virgin Island/PADEP Certification
Virginia/VELAP Certification #: 460198
Washington Certification #: C868
West Virginia DEP Certification #: 143
West Virginia DHHR Certification #: 9964C
Wisconsin Approve List for Rad

Pace Analytical Services Indianapolis

7726 Moller Road, Indianapolis, IN 46268
Illinois Accreditation #: 200074
Indiana Drinking Water Laboratory #: C-49-06
Kansas/TNI Certification #: E-10177
Kentucky UST Agency Interest #: 80226
Kentucky WW Laboratory ID #: 98019
Michigan Drinking Water Laboratory #9050

Ohio VAP Certified Laboratory #: CL0065
Oklahoma Laboratory #: 9204
Texas Certification #: T104704355
Wisconsin Laboratory #: 999788130
USDA Foreign Soil Permit #: 525-23-13-23119
USDA Compliance Agreement #: IN-SL-22-001

REPORT OF LABORATORY ANALYSIS

This report shall not be reproduced, except in full,
without the written consent of Pace Analytical Services, LLC.



SAMPLE SUMMARY

Project: Harding Street P1R2

Pace Project No.: 50344928

Lab ID	Sample ID	Matrix	Date Collected	Date Received
50344928001	MW-108S	Water	05/16/23 12:44	05/16/23 14:15
50344928002	MW-108D	Water	05/16/23 10:44	05/16/23 14:15
50344928003	MW-107S	Water	05/16/23 12:40	05/16/23 14:15
50344928004	MW-107I	Water	05/16/23 11:10	05/16/23 14:15
50344928005	MW-107D	Water	05/16/23 10:07	05/16/23 14:15
50344928006	DUP-7	Water	05/16/23 08:00	05/16/23 14:15

REPORT OF LABORATORY ANALYSIS

This report shall not be reproduced, except in full,
without the written consent of Pace Analytical Services, LLC.



SAMPLE ANALYTE COUNT

Project: Harding Street P1R2

Pace Project No.: 50344928

Lab ID	Sample ID	Method	Analysts	Analytes Reported	Laboratory		
50344928001	MW-108S	EPA 9056	ADM	3	PASI-I		
		EPA 6010	DJS	14	PASI-I		
		EPA 6010	JPK	3	PASI-I		
		EPA 6020	CAW	7	PASI-I		
		EPA 7470	EAE	1	PASI-I		
		EPA 903.1	JLJ	1	PASI-PA		
		EPA 904.0	VAL	1	PASI-PA		
		Total Radium Calculation	JAL	1	PASI-PA		
		SM 2320B	DAW	3	PASI-I		
		SM 2540C	AEL	1	PASI-I		
		SM 4500-H+B	LHZ	1	PASI-I		
		SM 4500-S2-D	STS	1	PASI-I		
		HACH 8146	BEP	1	PASI-I		
		EPA 353.2	ZM	2	PASI-I		
		EPA 365.1	YAM	1	PASI-I		
		SM 5310C	ATS	1	PASI-I		
		SM 5310C	ATS	1	PASI-I		
		50344928002	MW-108D	EPA 9056	ADM	3	PASI-I
				EPA 6010	DJS	14	PASI-I
EPA 6010	JPK			3	PASI-I		
EPA 6020	CAW			7	PASI-I		
EPA 7470	EAE			1	PASI-I		
EPA 903.1	JLJ			1	PASI-PA		
EPA 904.0	VAL			1	PASI-PA		
Total Radium Calculation	JAL			1	PASI-PA		
SM 2320B	DAW			3	PASI-I		
SM 2540C	AEL			1	PASI-I		
SM 4500-H+B	LHZ			1	PASI-I		
SM 4500-S2-D	STS			1	PASI-I		
HACH 8146	BEP			1	PASI-I		
EPA 353.2	ZM			2	PASI-I		
EPA 365.1	YAM			1	PASI-I		
SM 5310C	ATS			1	PASI-I		
SM 5310C	ATS			1	PASI-I		
50344928003	MW-107S			EPA 9056	ADM	3	PASI-I
				EPA 6010	DJS	14	PASI-I
		EPA 6010	JPK	3	PASI-I		

REPORT OF LABORATORY ANALYSIS

This report shall not be reproduced, except in full, without the written consent of Pace Analytical Services, LLC.



SAMPLE ANALYTE COUNT

Project: Harding Street P1R2
 Pace Project No.: 50344928

Lab ID	Sample ID	Method	Analysts	Analytes Reported	Laboratory
50344928004	MW-107I	EPA 6020	CAW	7	PASI-I
		EPA 7470	EAE	1	PASI-I
		EPA 903.1	JLJ	1	PASI-PA
		EPA 904.0	VAL	1	PASI-PA
		Total Radium Calculation	JAL	1	PASI-PA
		SM 2320B	DAW	3	PASI-I
		SM 2540C	AEL	1	PASI-I
		SM 4500-H+B	LHZ	1	PASI-I
		SM 4500-S2-D	STS	1	PASI-I
		HACH 8146	BEP	1	PASI-I
		EPA 353.2	ZM	2	PASI-I
		EPA 365.1	YAM	1	PASI-I
		SM 5310C	ATS	1	PASI-I
		SM 5310C	ATS	1	PASI-I
		EPA 9056	ADM	3	PASI-I
		EPA 6010	DJS	14	PASI-I
		EPA 6010	JPK	3	PASI-I
		EPA 6020	CAW	7	PASI-I
		EPA 7470	EAE	1	PASI-I
		EPA 903.1	JLJ	1	PASI-PA
		EPA 904.0	VAL	1	PASI-PA
		Total Radium Calculation	JAL	1	PASI-PA
		SM 2320B	DAW	3	PASI-I
		SM 2540C	AEL	1	PASI-I
		SM 4500-H+B	LHZ	1	PASI-I
		SM 4500-S2-D	STS	1	PASI-I
		HACH 8146	BEP	1	PASI-I
		EPA 353.2	ZM	2	PASI-I
EPA 365.1	YAM	1	PASI-I		
SM 5310C	ATS	1	PASI-I		
SM 5310C	ATS	1	PASI-I		
50344928005	MW-107D	EPA 9056	ADM	3	PASI-I
		EPA 6010	DJS	14	PASI-I
		EPA 6010	JPK	3	PASI-I
		EPA 6020	CAW	7	PASI-I
		EPA 7470	EAE	1	PASI-I
		EPA 903.1	JLJ	1	PASI-PA

REPORT OF LABORATORY ANALYSIS

This report shall not be reproduced, except in full,
 without the written consent of Pace Analytical Services, LLC.



SAMPLE ANALYTE COUNT

Project: Harding Street P1R2

Pace Project No.: 50344928

Lab ID	Sample ID	Method	Analysts	Analytes Reported	Laboratory
50344928006	DUP-7	EPA 904.0	VAL	1	PASI-PA
		Total Radium Calculation	JAL	1	PASI-PA
		SM 2320B	DAW	3	PASI-I
		SM 2540C	AEL	1	PASI-I
		SM 4500-H+B	LHZ	1	PASI-I
		SM 4500-S2-D	STS	1	PASI-I
		HACH 8146	BEP	1	PASI-I
		EPA 353.2	ZM	2	PASI-I
		EPA 365.1	YAM	1	PASI-I
		SM 5310C	ATS	1	PASI-I
		SM 5310C	ATS	1	PASI-I
		EPA 9056	ADM	3	PASI-I
		EPA 6010	DJS	14	PASI-I
		EPA 6010	JPK	3	PASI-I
		EPA 6020	CAW	7	PASI-I
		EPA 7470	EAE	1	PASI-I
		EPA 903.1	JLJ	1	PASI-PA
		EPA 904.0	VAL	1	PASI-PA
		Total Radium Calculation	JAL	1	PASI-PA
		SM 2320B	DAW	3	PASI-I
		SM 2540C	AEL	1	PASI-I
		SM 4500-H+B	LHZ	1	PASI-I
		SM 4500-S2-D	STS	1	PASI-I
HACH 8146	BEP	1	PASI-I		
EPA 353.2	ZM	2	PASI-I		
EPA 365.1	YAM	1	PASI-I		
SM 5310C	ATS	1	PASI-I		
SM 5310C	ATS	1	PASI-I		

PASI-I = Pace Analytical Services - Indianapolis

PASI-PA = Pace Analytical Services - Greensburg

REPORT OF LABORATORY ANALYSIS

This report shall not be reproduced, except in full, without the written consent of Pace Analytical Services, LLC.



SUMMARY OF DETECTION

Project: Harding Street P1R2

Pace Project No.: 50344928

Lab Sample ID	Client Sample ID	Result	Units	Report Limit	Analyzed	Qualifiers
Method	Parameters					
50344928001	MW-108S					
EPA 9056	Chloride	204	mg/L	2.5	05/30/23 23:40	
EPA 9056	Fluoride	0.75	mg/L	0.10	05/26/23 20:21	
EPA 9056	Sulfate	627	mg/L	25.0	05/26/23 22:10	
EPA 6010	Barium	30.0	ug/L	10.0	05/28/23 13:32	
EPA 6010	Boron	1950	ug/L	100	05/28/23 13:32	
EPA 6010	Calcium	240000	ug/L	2000	05/28/23 14:31	
EPA 6010	Iron	4170	ug/L	100	05/28/23 13:32	
EPA 6010	Lithium	64.8	ug/L	20.0	05/28/23 13:32	
EPA 6010	Magnesium	93300	ug/L	1000	05/28/23 13:32	
EPA 6010	Manganese	513	ug/L	10.0	05/28/23 13:32	
EPA 6010	Molybdenum	106	ug/L	10.0	05/28/23 13:32	
EPA 6010	Potassium	13200	ug/L	1000	05/28/23 13:32	
EPA 6010	Silica	14500	ug/L	450	05/28/23 13:32	N2
EPA 6010	Sodium	141000	ug/L	1000	05/28/23 13:32	
EPA 6010	Iron, Dissolved	3790	ug/L	100	05/27/23 01:32	
EPA 6010	Manganese, Dissolved	512	ug/L	10.0	05/27/23 01:32	
EPA 6010	Molybdenum, Dissolved	100	ug/L	10.0	05/27/23 01:32	
EPA 903.1	Radium-226	0.0425 ± 0.322 (0.637)	pCi/L		06/13/23 16:50	
EPA 904.0	Radium-228	C:NA T:93% 0.262 ± 0.283 (0.587)	pCi/L		06/01/23 15:31	
		C:84% T:93%				
Total Radium Calculation	Total Radium	0.305 ± 0.605 (1.22)	pCi/L		06/13/23 17:57	
SM 2320B	Alkalinity, Total as CaCO3	313	mg/L	10.0	05/21/23 01:31	
SM 2320B	Alkalinity,Bicarbonate (CaCO3)	313	mg/L	10.0	05/21/23 01:31	
SM 2540C	Total Dissolved Solids	1610	mg/L	20.0	05/21/23 08:27	
SM 4500-H+B	pH at 25 Degrees C	7.0	Std. Units	0.10	05/30/23 14:07	H3
HACH 8146	Iron, Ferrous	0.22	mg/L	0.20	05/17/23 16:45	H3,N2
EPA 365.1	Phosphate as P04	0.61	mg/L	0.15	05/31/23 08:23	
50344928002	MW-108D					
EPA 9056	Chloride	224	mg/L	2.5	05/30/23 23:58	
EPA 9056	Fluoride	0.48	mg/L	0.10	05/26/23 22:28	
EPA 9056	Sulfate	584	mg/L	25.0	05/26/23 23:04	
EPA 6010	Barium	39.6	ug/L	10.0	05/28/23 13:35	
EPA 6010	Boron	5080	ug/L	100	05/28/23 13:35	
EPA 6010	Calcium	216000	ug/L	2000	05/28/23 14:34	
EPA 6010	Iron	5780	ug/L	100	05/28/23 13:35	
EPA 6010	Lithium	71.7	ug/L	20.0	05/28/23 13:35	
EPA 6010	Magnesium	65200	ug/L	1000	05/28/23 13:35	
EPA 6010	Manganese	409	ug/L	10.0	05/28/23 13:35	
EPA 6010	Molybdenum	141	ug/L	10.0	05/28/23 13:35	
EPA 6010	Potassium	12700	ug/L	1000	05/28/23 13:35	
EPA 6010	Silica	14900	ug/L	450	05/28/23 13:35	N2

REPORT OF LABORATORY ANALYSIS

This report shall not be reproduced, except in full,
without the written consent of Pace Analytical Services, LLC.



SUMMARY OF DETECTION

Project: Harding Street P1R2

Pace Project No.: 50344928

Lab Sample ID	Client Sample ID	Result	Units	Report Limit	Analyzed	Qualifiers
Method	Parameters					
50344928002	MW-108D					
EPA 6010	Sodium	150000	ug/L	1000	05/28/23 13:35	
EPA 6010	Iron, Dissolved	5330	ug/L	100	05/27/23 01:38	
EPA 6010	Manganese, Dissolved	390	ug/L	10.0	05/27/23 01:38	
EPA 6010	Molybdenum, Dissolved	139	ug/L	10.0	05/27/23 01:38	
EPA 903.1	Radium-226	0.153 ± 0.233 (0.375)	pCi/L		06/13/23 16:50	
EPA 904.0	Radium-228	C:NA T:86% 1.10 ± 0.402 (0.552)	pCi/L		06/01/23 15:31	
		C:84% T:86%				
Total Radium Calculation	Total Radium	1.25 ± 0.635 (0.927)	pCi/L		06/13/23 17:57	
SM 2320B	Alkalinity, Total as CaCO3	245	mg/L	10.0	05/21/23 01:31	
SM 2320B	Alkalinity, Bicarbonate (CaCO3)	245	mg/L	10.0	05/21/23 01:31	
SM 2540C	Total Dissolved Solids	1430	mg/L	20.0	05/21/23 08:27	
SM 4500-H+B	pH at 25 Degrees C	7.3	Std. Units	0.10	05/30/23 14:13	H3
EPA 365.1	Phosphate as P04	0.32	mg/L	0.15	05/31/23 08:23	
50344928003	MW-107S					
EPA 9056	Chloride	239	mg/L	25.0	05/31/23 00:15	
EPA 9056	Fluoride	0.67	mg/L	0.10	05/26/23 23:22	
EPA 9056	Sulfate	672	mg/L	25.0	05/31/23 00:15	
EPA 6010	Barium	16.9	ug/L	10.0	05/28/23 13:37	
EPA 6010	Boron	5860	ug/L	100	05/28/23 13:37	
EPA 6010	Calcium	215000	ug/L	2000	05/28/23 14:36	
EPA 6010	Iron	1800	ug/L	100	05/28/23 13:37	
EPA 6010	Lithium	68.1	ug/L	20.0	05/28/23 13:37	
EPA 6010	Magnesium	81200	ug/L	1000	05/28/23 13:37	
EPA 6010	Manganese	411	ug/L	10.0	05/28/23 13:37	
EPA 6010	Molybdenum	63.8	ug/L	10.0	05/28/23 13:37	
EPA 6010	Potassium	11400	ug/L	1000	05/28/23 13:37	
EPA 6010	Silica	11900	ug/L	450	05/28/23 13:37	N2
EPA 6010	Sodium	213000	ug/L	2000	05/28/23 14:36	
EPA 6010	Iron, Dissolved	1570	ug/L	100	05/27/23 01:40	
EPA 6010	Manganese, Dissolved	381	ug/L	10.0	05/27/23 01:40	
EPA 6010	Molybdenum, Dissolved	61.4	ug/L	10.0	05/27/23 01:40	
EPA 903.1	Radium-226	0.538 ± 0.422 (0.587)	pCi/L		06/13/23 16:50	
EPA 904.0	Radium-228	C:NA T:84% 1.03 ± 0.438 (0.700)	pCi/L		06/01/23 15:31	
		C:83% T:84%				

REPORT OF LABORATORY ANALYSIS

This report shall not be reproduced, except in full,
without the written consent of Pace Analytical Services, LLC.



SUMMARY OF DETECTION

Project: Harding Street P1R2
 Pace Project No.: 50344928

Lab Sample ID	Client Sample ID	Result	Units	Report Limit	Analyzed	Qualifiers
Method	Parameters					
50344928003	MW-107S					
Total Radium Calculation	Total Radium	1.57 ± 0.860 (1.29)	pCi/L		06/13/23 17:57	
SM 2320B	Alkalinity, Total as CaCO3	225	mg/L	10.0	05/21/23 01:31	
SM 2320B	Alkalinity,Bicarbonate (CaCO3)	225	mg/L	10.0	05/21/23 01:31	
SM 2540C	Total Dissolved Solids	1630	mg/L	40.0	05/21/23 08:27	
SM 4500-H+B	pH at 25 Degrees C	7.4	Std. Units	0.10	05/30/23 14:13	H3
50344928004	MW-107I					
EPA 9056	Chloride	265	mg/L	25.0	05/31/23 00:33	
EPA 9056	Fluoride	0.47	mg/L	0.10	05/26/23 23:59	
EPA 9056	Sulfate	718	mg/L	25.0	05/31/23 00:33	
EPA 6010	Barium	42.5	ug/L	10.0	05/28/23 13:44	
EPA 6010	Boron	6120	ug/L	100	05/28/23 13:44	
EPA 6010	Calcium	225000	ug/L	2000	05/28/23 14:43	
EPA 6010	Iron	4320	ug/L	100	05/28/23 13:44	
EPA 6010	Lithium	59.0	ug/L	20.0	05/28/23 13:44	
EPA 6010	Magnesium	80300	ug/L	1000	05/28/23 13:44	
EPA 6010	Manganese	389	ug/L	10.0	05/28/23 13:44	
EPA 6010	Molybdenum	55.4	ug/L	10.0	05/28/23 13:44	
EPA 6010	Potassium	10400	ug/L	1000	05/28/23 13:44	
EPA 6010	Silica	13400	ug/L	450	05/28/23 13:44	N2
EPA 6010	Sodium	212000	ug/L	2000	05/28/23 14:43	
EPA 6010	Iron, Dissolved	4040	ug/L	100	05/27/23 01:42	
EPA 6010	Manganese, Dissolved	365	ug/L	10.0	05/27/23 01:42	
EPA 6010	Molybdenum, Dissolved	52.4	ug/L	10.0	05/27/23 01:42	
EPA 6020	Arsenic	3.6	ug/L	1.0	05/31/23 01:29	
EPA 903.1	Radium-226	0.572 ± 0.472 (0.682)	pCi/L		06/13/23 16:50	
EPA 904.0	Radium-228	C:NA T:84% 0.163 ± 0.334 (0.739)	pCi/L		06/01/23 15:31	
Total Radium Calculation	Total Radium	C:78% T:84% 0.735 ± 0.806 (1.42)	pCi/L		06/13/23 17:57	
SM 2320B	Alkalinity, Total as CaCO3	225	mg/L	10.0	05/21/23 01:31	
SM 2320B	Alkalinity,Bicarbonate (CaCO3)	225	mg/L	10.0	05/21/23 01:31	
SM 2540C	Total Dissolved Solids	1610	mg/L	40.0	05/21/23 08:28	
SM 4500-H+B	pH at 25 Degrees C	7.4	Std. Units	0.10	05/30/23 14:14	H3
EPA 365.1	Phosphate as P04	0.15	mg/L	0.15	05/31/23 08:26	
50344928005	MW-107D					
EPA 9056	Chloride	229	mg/L	25.0	05/27/23 01:29	
EPA 9056	Fluoride	0.46	mg/L	0.10	05/27/23 01:11	
EPA 9056	Sulfate	635	mg/L	25.0	05/27/23 01:29	
EPA 6010	Barium	50.1	ug/L	10.0	05/28/23 13:47	

REPORT OF LABORATORY ANALYSIS

This report shall not be reproduced, except in full,
 without the written consent of Pace Analytical Services, LLC.



SUMMARY OF DETECTION

Project: Harding Street P1R2
 Pace Project No.: 50344928

Lab Sample ID	Client Sample ID	Result	Units	Report Limit	Analyzed	Qualifiers
Method	Parameters					
50344928005	MW-107D					
EPA 6010	Boron	6970	ug/L	100	05/28/23 13:47	
EPA 6010	Calcium	214000	ug/L	2000	05/28/23 14:46	
EPA 6010	Iron	4920	ug/L	100	05/28/23 13:47	
EPA 6010	Lithium	60.5	ug/L	20.0	05/28/23 13:47	
EPA 6010	Magnesium	64700	ug/L	1000	05/28/23 13:47	
EPA 6010	Manganese	344	ug/L	10.0	05/28/23 13:47	
EPA 6010	Molybdenum	123	ug/L	10.0	05/28/23 13:47	
EPA 6010	Potassium	11800	ug/L	1000	05/28/23 13:47	
EPA 6010	Silica	13900	ug/L	450	05/28/23 13:47	N2
EPA 6010	Sodium	200000	ug/L	2000	05/28/23 14:46	
EPA 6010	Iron, Dissolved	4500	ug/L	100	05/27/23 01:44	
EPA 6010	Manganese, Dissolved	327	ug/L	10.0	05/27/23 01:44	
EPA 6010	Molybdenum, Dissolved	121	ug/L	10.0	05/27/23 01:44	
EPA 6020	Arsenic	3.1	ug/L	1.0	05/31/23 01:32	
EPA 903.1	Radium-226	0.358 ± 0.431 (0.709)	pCi/L		06/13/23 16:50	
EPA 904.0	Radium-228	C:NA T:86% 0.365 ± 0.292 (0.568)	pCi/L		06/01/23 15:31	
		C:81% T:86%				
Total Radium Calculation	Total Radium	0.723 ± 0.723 (1.28)	pCi/L		06/13/23 17:57	
SM 2320B	Alkalinity, Total as CaCO3	224	mg/L	10.0	05/21/23 01:31	
SM 2320B	Alkalinity, Bicarbonate (CaCO3)	224	mg/L	10.0	05/21/23 01:31	
SM 2540C	Total Dissolved Solids	1530	mg/L	20.0	05/21/23 08:28	
SM 4500-H+B	pH at 25 Degrees C	7.4	Std. Units	0.10	05/30/23 14:15	H3
EPA 365.1	Phosphate as P04	0.33	mg/L	0.15	05/31/23 08:28	
50344928006	DUP-7					
EPA 9056	Chloride	225	mg/L	2.5	05/27/23 02:06	
EPA 9056	Fluoride	0.48	mg/L	0.10	05/27/23 01:48	
EPA 9056	Sulfate	582	mg/L	25.0	05/31/23 00:50	
EPA 6010	Barium	38.3	ug/L	10.0	05/28/23 13:49	
EPA 6010	Boron	5280	ug/L	100	05/28/23 13:49	
EPA 6010	Calcium	228000	ug/L	2000	05/28/23 14:48	
EPA 6010	Iron	5760	ug/L	100	05/28/23 13:49	
EPA 6010	Lithium	74.4	ug/L	20.0	05/28/23 13:49	
EPA 6010	Magnesium	65300	ug/L	1000	05/28/23 13:49	
EPA 6010	Manganese	422	ug/L	10.0	05/28/23 13:49	
EPA 6010	Molybdenum	145	ug/L	10.0	05/28/23 13:49	
EPA 6010	Potassium	13200	ug/L	1000	05/28/23 13:49	
EPA 6010	Silica	15300	ug/L	450	05/28/23 13:49	N2
EPA 6010	Sodium	156000	ug/L	1000	05/28/23 13:49	
EPA 6010	Iron, Dissolved	5310	ug/L	100	05/27/23 01:47	
EPA 6010	Manganese, Dissolved	386	ug/L	10.0	05/27/23 01:47	
EPA 6010	Molybdenum, Dissolved	138	ug/L	10.0	05/27/23 01:47	

REPORT OF LABORATORY ANALYSIS

This report shall not be reproduced, except in full,
 without the written consent of Pace Analytical Services, LLC.



SUMMARY OF DETECTION

Project: Harding Street P1R2

Pace Project No.: 50344928

Lab Sample ID Method	Client Sample ID Parameters	Result	Units	Report Limit	Analyzed	Qualifiers
50344928006	DUP-7					
EPA 903.1	Radium-226	0.671 ± 0.503 (0.719) C:NA T:87%	pCi/L		06/13/23 16:50	
EPA 904.0	Radium-228	0.356 ± 0.321 (0.650) C:85% T:87%	pCi/L		06/01/23 15:31	
Total Radium Calculation	Total Radium	1.03 ± 0.824 (1.37)	pCi/L		06/13/23 17:57	
SM 2320B	Alkalinity, Total as CaCO3	244	mg/L	10.0	05/21/23 01:31	
SM 2320B	Alkalinity,Bicarbonate (CaCO3)	244	mg/L	10.0	05/21/23 01:31	
SM 2540C	Total Dissolved Solids	1460	mg/L	20.0	05/21/23 08:28	
SM 4500-H+B	pH at 25 Degrees C	7.4	Std. Units	0.10	05/30/23 14:16	H3
EPA 365.1	Phosphate as P04	0.28	mg/L	0.15	05/31/23 08:28	

REPORT OF LABORATORY ANALYSIS

This report shall not be reproduced, except in full,
without the written consent of Pace Analytical Services, LLC.



ANALYTICAL RESULTS

Project: Harding Street P1R2

Pace Project No.: 50344928

Sample: MW-108S Lab ID: 50344928001 Collected: 05/16/23 12:44 Received: 05/16/23 14:15 Matrix: Water

Parameters	Results	Units	Report			Prepared	Analyzed	CAS No.	Qual
			Limit	MDL	DF				
9056 IC Anions									
Analytical Method: EPA 9056									
Pace Analytical Services - Indianapolis									
Chloride	204	mg/L	2.5	0.67	10		05/30/23 23:40	16887-00-6	
Fluoride	0.75	mg/L	0.10	0.017	1		05/26/23 20:21	16984-48-8	
Sulfate	627	mg/L	25.0	8.5	100		05/26/23 22:10	14808-79-8	
6010 MET ICP									
Analytical Method: EPA 6010 Preparation Method: EPA 3010									
Pace Analytical Services - Indianapolis									
Aluminum	ND	ug/L	200	54.4	1	05/25/23 17:45	05/28/23 13:32	7429-90-5	
Barium	30.0	ug/L	10.0	1.3	1	05/25/23 17:45	05/28/23 13:32	7440-39-3	
Boron	1950	ug/L	100	61.4	1	05/25/23 17:45	05/28/23 13:32	7440-42-8	
Cadmium	ND	ug/L	2.0	0.48	1	05/25/23 17:45	05/28/23 13:32	7440-43-9	
Calcium	240000	ug/L	2000	177	2	05/25/23 17:45	05/28/23 14:31	7440-70-2	
Iron	4170	ug/L	100	48.8	1	05/25/23 17:45	05/28/23 13:32	7439-89-6	
Lead	ND	ug/L	10.0	3.9	1	05/25/23 17:45	05/28/23 13:32	7439-92-1	
Lithium	64.8	ug/L	20.0	6.2	1	05/25/23 17:45	05/28/23 13:32	7439-93-2	
Magnesium	93300	ug/L	1000	43.0	1	05/25/23 17:45	05/28/23 13:32	7439-95-4	
Manganese	513	ug/L	10.0	5.4	1	05/25/23 17:45	05/28/23 13:32	7439-96-5	
Molybdenum	106	ug/L	10.0	2.0	1	05/25/23 17:45	05/28/23 13:32	7439-98-7	
Potassium	13200	ug/L	1000	200	1	05/25/23 17:45	05/28/23 13:32	7440-09-7	
Silica	14500	ug/L	450		1	05/25/23 17:45	05/28/23 13:32	7631-86-9	N2
Sodium	141000	ug/L	1000	284	1	05/25/23 17:45	05/28/23 13:32	7440-23-5	
6010 MET ICP, Dissolved									
Analytical Method: EPA 6010 Preparation Method: EPA 3010									
Pace Analytical Services - Indianapolis									
Iron, Dissolved	3790	ug/L	100	48.8	1	05/26/23 08:03	05/27/23 01:32	7439-89-6	
Manganese, Dissolved	512	ug/L	10.0	2.5	1	05/26/23 08:03	05/27/23 01:32	7439-96-5	
Molybdenum, Dissolved	100	ug/L	10.0	3.7	1	05/26/23 08:03	05/27/23 01:32	7439-98-7	
6020 MET ICPMS									
Analytical Method: EPA 6020 Preparation Method: EPA 200.2									
Pace Analytical Services - Indianapolis									
Antimony	ND	ug/L	1.0	0.036	1	05/26/23 07:28	05/31/23 01:12	7440-36-0	
Arsenic	ND	ug/L	1.0	0.053	1	05/26/23 07:28	05/31/23 01:12	7440-38-2	
Beryllium	ND	ug/L	0.20	0.028	1	05/26/23 07:28	05/31/23 01:12	7440-41-7	
Chromium	ND	ug/L	10.0	0.13	1	05/26/23 07:28	05/31/23 01:12	7440-47-3	
Cobalt	ND	ug/L	1.0	0.032	1	05/26/23 07:28	05/31/23 01:12	7440-48-4	
Selenium	ND	ug/L	1.0	0.23	1	05/26/23 07:28	05/31/23 01:12	7782-49-2	
Thallium	ND	ug/L	1.0	0.033	1	05/26/23 07:28	05/31/23 01:12	7440-28-0	
7470 Mercury									
Analytical Method: EPA 7470 Preparation Method: EPA 7470									
Pace Analytical Services - Indianapolis									
Mercury	ND	ug/L	0.20	0.091	1	05/24/23 09:09	05/24/23 20:09	7439-97-6	
2320B Alkalinity									
Analytical Method: SM 2320B									
Pace Analytical Services - Indianapolis									
Alkalinity, Total as CaCO3	313	mg/L	10.0	10.0	1		05/21/23 01:31		

REPORT OF LABORATORY ANALYSIS

This report shall not be reproduced, except in full,
without the written consent of Pace Analytical Services, LLC.



ANALYTICAL RESULTS

Project: Harding Street P1R2
 Pace Project No.: 50344928

Sample: MW-108S Lab ID: 50344928001 Collected: 05/16/23 12:44 Received: 05/16/23 14:15 Matrix: Water									
Parameters	Results	Units	Report Limit	MDL	DF	Prepared	Analyzed	CAS No.	Qual
2320B Alkalinity									
Analytical Method: SM 2320B Pace Analytical Services - Indianapolis									
Alkalinity,Bicarbonate (CaCO3)	313	mg/L	10.0	10.0	1		05/21/23 01:31		
Alkalinity,Carbonate (CaCO3)	ND	mg/L	10.0	10.0	1		05/21/23 01:31		
2540C Total Dissolved Solids									
Analytical Method: SM 2540C Pace Analytical Services - Indianapolis									
Total Dissolved Solids	1610	mg/L	20.0	20.0	1		05/21/23 08:27		
4500H+ pH, Electrometric									
Analytical Method: SM 4500-H+B Pace Analytical Services - Indianapolis									
pH at 25 Degrees C	7.0	Std. Units	0.10	0.10	1		05/30/23 14:07		H3
4500S2D Sulfide Water									
Analytical Method: SM 4500-S2-D Pace Analytical Services - Indianapolis									
Sulfide	ND	mg/L	0.10	0.025	1		05/18/23 11:42	18496-25-8	
Iron, Ferrous									
Analytical Method: HACH 8146 Pace Analytical Services - Indianapolis									
Iron, Ferrous	0.22	mg/L	0.20	0.035	1		05/17/23 16:45	15438-31-0	H3,N2
353.2 Nitrogen, NO2/NO3 unpres									
Analytical Method: EPA 353.2 Pace Analytical Services - Indianapolis									
Nitrogen, Nitrate	ND	mg/L	0.10	0.011	1		05/16/23 23:39	14797-55-8	
Nitrogen, Nitrite	ND	mg/L	0.10	0.0040	1		05/16/23 23:39	14797-65-0	
365.1 Total Phosphorus									
Analytical Method: EPA 365.1 Preparation Method: EPA 365.1 Pace Analytical Services - Indianapolis									
Phosphate as P04	0.61	mg/L	0.15	0.15	1	05/19/23 13:00	05/31/23 08:23		
5310C TOC									
Analytical Method: SM 5310C Pace Analytical Services - Indianapolis									
Total Organic Carbon	ND	mg/L	4.0	0.94	4		05/26/23 12:16	7440-44-0	D3
5310C Dissolved Organic Carbon									
Analytical Method: SM 5310C Pace Analytical Services - Indianapolis									
Dissolved Organic Carbon	ND	mg/L	4.0	0.94	4		05/25/23 10:40		D3

REPORT OF LABORATORY ANALYSIS

This report shall not be reproduced, except in full,
 without the written consent of Pace Analytical Services, LLC.



ANALYTICAL RESULTS

Project: Harding Street P1R2

Pace Project No.: 50344928

Sample: MW-108D Lab ID: 50344928002 Collected: 05/16/23 10:44 Received: 05/16/23 14:15 Matrix: Water

Parameters	Results	Units	Report			Prepared	Analyzed	CAS No.	Qual
			Limit	MDL	DF				
9056 IC Anions									
Analytical Method: EPA 9056									
Pace Analytical Services - Indianapolis									
Chloride	224	mg/L	2.5	0.67	10		05/30/23 23:58	16887-00-6	
Fluoride	0.48	mg/L	0.10	0.017	1		05/26/23 22:28	16984-48-8	
Sulfate	584	mg/L	25.0	8.5	100		05/26/23 23:04	14808-79-8	
6010 MET ICP									
Analytical Method: EPA 6010 Preparation Method: EPA 3010									
Pace Analytical Services - Indianapolis									
Aluminum	ND	ug/L	200	54.4	1	05/25/23 17:45	05/28/23 13:35	7429-90-5	
Barium	39.6	ug/L	10.0	1.3	1	05/25/23 17:45	05/28/23 13:35	7440-39-3	
Boron	5080	ug/L	100	61.4	1	05/25/23 17:45	05/28/23 13:35	7440-42-8	
Cadmium	ND	ug/L	2.0	0.48	1	05/25/23 17:45	05/28/23 13:35	7440-43-9	
Calcium	216000	ug/L	2000	177	2	05/25/23 17:45	05/28/23 14:34	7440-70-2	
Iron	5780	ug/L	100	48.8	1	05/25/23 17:45	05/28/23 13:35	7439-89-6	
Lead	ND	ug/L	10.0	3.9	1	05/25/23 17:45	05/28/23 13:35	7439-92-1	
Lithium	71.7	ug/L	20.0	6.2	1	05/25/23 17:45	05/28/23 13:35	7439-93-2	
Magnesium	65200	ug/L	1000	43.0	1	05/25/23 17:45	05/28/23 13:35	7439-95-4	
Manganese	409	ug/L	10.0	5.4	1	05/25/23 17:45	05/28/23 13:35	7439-96-5	
Molybdenum	141	ug/L	10.0	2.0	1	05/25/23 17:45	05/28/23 13:35	7439-98-7	
Potassium	12700	ug/L	1000	200	1	05/25/23 17:45	05/28/23 13:35	7440-09-7	
Silica	14900	ug/L	450		1	05/25/23 17:45	05/28/23 13:35	7631-86-9	N2
Sodium	150000	ug/L	1000	284	1	05/25/23 17:45	05/28/23 13:35	7440-23-5	
6010 MET ICP, Dissolved									
Analytical Method: EPA 6010 Preparation Method: EPA 3010									
Pace Analytical Services - Indianapolis									
Iron, Dissolved	5330	ug/L	100	48.8	1	05/26/23 08:03	05/27/23 01:38	7439-89-6	
Manganese, Dissolved	390	ug/L	10.0	2.5	1	05/26/23 08:03	05/27/23 01:38	7439-96-5	
Molybdenum, Dissolved	139	ug/L	10.0	3.7	1	05/26/23 08:03	05/27/23 01:38	7439-98-7	
6020 MET ICPMS									
Analytical Method: EPA 6020 Preparation Method: EPA 200.2									
Pace Analytical Services - Indianapolis									
Antimony	ND	ug/L	1.0	0.036	1	05/26/23 07:28	05/31/23 01:16	7440-36-0	
Arsenic	ND	ug/L	1.0	0.053	1	05/26/23 07:28	05/31/23 01:16	7440-38-2	
Beryllium	ND	ug/L	0.20	0.028	1	05/26/23 07:28	05/31/23 01:16	7440-41-7	
Chromium	ND	ug/L	10.0	0.13	1	05/26/23 07:28	05/31/23 01:16	7440-47-3	
Cobalt	ND	ug/L	1.0	0.032	1	05/26/23 07:28	05/31/23 01:16	7440-48-4	
Selenium	ND	ug/L	1.0	0.23	1	05/26/23 07:28	05/31/23 01:16	7782-49-2	
Thallium	ND	ug/L	1.0	0.033	1	05/26/23 07:28	05/31/23 01:16	7440-28-0	
7470 Mercury									
Analytical Method: EPA 7470 Preparation Method: EPA 7470									
Pace Analytical Services - Indianapolis									
Mercury	ND	ug/L	0.20	0.091	1	05/24/23 09:09	05/24/23 20:12	7439-97-6	
2320B Alkalinity									
Analytical Method: SM 2320B									
Pace Analytical Services - Indianapolis									
Alkalinity, Total as CaCO3	245	mg/L	10.0	10.0	1		05/21/23 01:31		

REPORT OF LABORATORY ANALYSIS

This report shall not be reproduced, except in full,
without the written consent of Pace Analytical Services, LLC.



ANALYTICAL RESULTS

Project: Harding Street P1R2

Pace Project No.: 50344928

Sample: MW-108D		Lab ID: 50344928002		Collected: 05/16/23 10:44	Received: 05/16/23 14:15	Matrix: Water			
Parameters	Results	Units	Report Limit	MDL	DF	Prepared	Analyzed	CAS No.	Qual
2320B Alkalinity		Analytical Method: SM 2320B Pace Analytical Services - Indianapolis							
Alkalinity,Bicarbonate (CaCO3)	245	mg/L	10.0	10.0	1		05/21/23 01:31		
Alkalinity,Carbonate (CaCO3)	ND	mg/L	10.0	10.0	1		05/21/23 01:31		
2540C Total Dissolved Solids		Analytical Method: SM 2540C Pace Analytical Services - Indianapolis							
Total Dissolved Solids	1430	mg/L	20.0	20.0	1		05/21/23 08:27		
4500H+ pH, Electrometric		Analytical Method: SM 4500-H+B Pace Analytical Services - Indianapolis							
pH at 25 Degrees C	7.3	Std. Units	0.10	0.10	1		05/30/23 14:13		H3
4500S2D Sulfide Water		Analytical Method: SM 4500-S2-D Pace Analytical Services - Indianapolis							
Sulfide	ND	mg/L	0.10	0.025	1		05/18/23 11:42	18496-25-8	
Iron, Ferrous		Analytical Method: HACH 8146 Pace Analytical Services - Indianapolis							
Iron, Ferrous	ND	mg/L	0.20	0.035	1		05/17/23 16:43	15438-31-0	H3,N2
353.2 Nitrogen, NO2/NO3 unpres		Analytical Method: EPA 353.2 Pace Analytical Services - Indianapolis							
Nitrogen, Nitrate	ND	mg/L	0.10	0.011	1		05/16/23 23:26	14797-55-8	
Nitrogen, Nitrite	ND	mg/L	0.10	0.0040	1		05/16/23 23:26	14797-65-0	
365.1 Total Phosphorus		Analytical Method: EPA 365.1 Preparation Method: EPA 365.1 Pace Analytical Services - Indianapolis							
Phosphate as P04	0.32	mg/L	0.15	0.15	1	05/19/23 13:00	05/31/23 08:23		
5310C TOC		Analytical Method: SM 5310C Pace Analytical Services - Indianapolis							
Total Organic Carbon	ND	mg/L	4.0	0.94	4		05/26/23 12:59	7440-44-0	D3
5310C Dissolved Organic Carbon		Analytical Method: SM 5310C Pace Analytical Services - Indianapolis							
Dissolved Organic Carbon	ND	mg/L	4.0	0.94	4		05/25/23 10:50		D3

REPORT OF LABORATORY ANALYSIS

This report shall not be reproduced, except in full,
without the written consent of Pace Analytical Services, LLC.



ANALYTICAL RESULTS

Project: Harding Street P1R2
 Pace Project No.: 50344928

Sample: MW-107S **Lab ID: 50344928003** Collected: 05/16/23 12:40 Received: 05/16/23 14:15 Matrix: Water

Parameters	Results	Units	Report			Prepared	Analyzed	CAS No.	Qual
			Limit	MDL	DF				
9056 IC Anions									
Analytical Method: EPA 9056									
Pace Analytical Services - Indianapolis									
Chloride	239	mg/L	25.0	6.7	100		05/31/23 00:15	16887-00-6	
Fluoride	0.67	mg/L	0.10	0.017	1		05/26/23 23:22	16984-48-8	
Sulfate	672	mg/L	25.0	8.5	100		05/31/23 00:15	14808-79-8	
6010 MET ICP									
Analytical Method: EPA 6010 Preparation Method: EPA 3010									
Pace Analytical Services - Indianapolis									
Aluminum	ND	ug/L	200	54.4	1	05/25/23 17:45	05/28/23 13:37	7429-90-5	
Barium	16.9	ug/L	10.0	1.3	1	05/25/23 17:45	05/28/23 13:37	7440-39-3	
Boron	5860	ug/L	100	61.4	1	05/25/23 17:45	05/28/23 13:37	7440-42-8	
Cadmium	ND	ug/L	2.0	0.48	1	05/25/23 17:45	05/28/23 13:37	7440-43-9	
Calcium	215000	ug/L	2000	177	2	05/25/23 17:45	05/28/23 14:36	7440-70-2	
Iron	1800	ug/L	100	48.8	1	05/25/23 17:45	05/28/23 13:37	7439-89-6	
Lead	ND	ug/L	10.0	3.9	1	05/25/23 17:45	05/28/23 13:37	7439-92-1	
Lithium	68.1	ug/L	20.0	6.2	1	05/25/23 17:45	05/28/23 13:37	7439-93-2	
Magnesium	81200	ug/L	1000	43.0	1	05/25/23 17:45	05/28/23 13:37	7439-95-4	
Manganese	411	ug/L	10.0	5.4	1	05/25/23 17:45	05/28/23 13:37	7439-96-5	
Molybdenum	63.8	ug/L	10.0	2.0	1	05/25/23 17:45	05/28/23 13:37	7439-98-7	
Potassium	11400	ug/L	1000	200	1	05/25/23 17:45	05/28/23 13:37	7440-09-7	
Silica	11900	ug/L	450		1	05/25/23 17:45	05/28/23 13:37	7631-86-9	N2
Sodium	213000	ug/L	2000	568	2	05/25/23 17:45	05/28/23 14:36	7440-23-5	
6010 MET ICP, Dissolved									
Analytical Method: EPA 6010 Preparation Method: EPA 3010									
Pace Analytical Services - Indianapolis									
Iron, Dissolved	1570	ug/L	100	48.8	1	05/26/23 08:03	05/27/23 01:40	7439-89-6	
Manganese, Dissolved	381	ug/L	10.0	2.5	1	05/26/23 08:03	05/27/23 01:40	7439-96-5	
Molybdenum, Dissolved	61.4	ug/L	10.0	3.7	1	05/26/23 08:03	05/27/23 01:40	7439-98-7	
6020 MET ICPMS									
Analytical Method: EPA 6020 Preparation Method: EPA 200.2									
Pace Analytical Services - Indianapolis									
Antimony	ND	ug/L	1.0	0.036	1	05/26/23 07:28	05/31/23 01:19	7440-36-0	
Arsenic	ND	ug/L	1.0	0.053	1	05/26/23 07:28	05/31/23 01:19	7440-38-2	
Beryllium	ND	ug/L	0.20	0.028	1	05/26/23 07:28	05/31/23 01:19	7440-41-7	
Chromium	ND	ug/L	10.0	0.13	1	05/26/23 07:28	05/31/23 01:19	7440-47-3	
Cobalt	ND	ug/L	1.0	0.032	1	05/26/23 07:28	05/31/23 01:19	7440-48-4	
Selenium	ND	ug/L	1.0	0.23	1	05/26/23 07:28	05/31/23 01:19	7782-49-2	
Thallium	ND	ug/L	1.0	0.033	1	05/26/23 07:28	05/31/23 01:19	7440-28-0	
7470 Mercury									
Analytical Method: EPA 7470 Preparation Method: EPA 7470									
Pace Analytical Services - Indianapolis									
Mercury	ND	ug/L	0.20	0.091	1	05/24/23 09:09	05/24/23 20:14	7439-97-6	
2320B Alkalinity									
Analytical Method: SM 2320B									
Pace Analytical Services - Indianapolis									
Alkalinity, Total as CaCO3	225	mg/L	10.0	10.0	1		05/21/23 01:31		

REPORT OF LABORATORY ANALYSIS

This report shall not be reproduced, except in full,
 without the written consent of Pace Analytical Services, LLC.



ANALYTICAL RESULTS

Project: Harding Street P1R2
 Pace Project No.: 50344928

Sample: MW-107S		Lab ID: 50344928003		Collected: 05/16/23 12:40	Received: 05/16/23 14:15	Matrix: Water			
Parameters	Results	Units	Report Limit	MDL	DF	Prepared	Analyzed	CAS No.	Qual
2320B Alkalinity		Analytical Method: SM 2320B Pace Analytical Services - Indianapolis							
Alkalinity,Bicarbonate (CaCO3)	225	mg/L	10.0	10.0	1		05/21/23 01:31		
Alkalinity,Carbonate (CaCO3)	ND	mg/L	10.0	10.0	1		05/21/23 01:31		
2540C Total Dissolved Solids		Analytical Method: SM 2540C Pace Analytical Services - Indianapolis							
Total Dissolved Solids	1630	mg/L	40.0	40.0	1		05/21/23 08:27		
4500H+ pH, Electrometric		Analytical Method: SM 4500-H+B Pace Analytical Services - Indianapolis							
pH at 25 Degrees C	7.4	Std. Units	0.10	0.10	1		05/30/23 14:13		H3
4500S2D Sulfide Water		Analytical Method: SM 4500-S2-D Pace Analytical Services - Indianapolis							
Sulfide	ND	mg/L	0.10	0.025	1		05/18/23 11:42	18496-25-8	
Iron, Ferrous		Analytical Method: HACH 8146 Pace Analytical Services - Indianapolis							
Iron, Ferrous	ND	mg/L	0.20	0.035	1		05/17/23 16:45	15438-31-0	H3,N2
353.2 Nitrogen, NO2/NO3 unpres		Analytical Method: EPA 353.2 Pace Analytical Services - Indianapolis							
Nitrogen, Nitrate	ND	mg/L	0.10	0.011	1		05/16/23 23:29	14797-55-8	
Nitrogen, Nitrite	ND	mg/L	0.10	0.0040	1		05/16/23 23:29	14797-65-0	
365.1 Total Phosphorus		Analytical Method: EPA 365.1 Preparation Method: EPA 365.1 Pace Analytical Services - Indianapolis							
Phosphate as P04	ND	mg/L	0.15	0.15	1	05/19/23 13:00	05/31/23 08:24		
5310C TOC		Analytical Method: SM 5310C Pace Analytical Services - Indianapolis							
Total Organic Carbon	ND	mg/L	4.0	0.94	4		05/26/23 13:09	7440-44-0	D3
5310C Dissolved Organic Carbon		Analytical Method: SM 5310C Pace Analytical Services - Indianapolis							
Dissolved Organic Carbon	ND	mg/L	4.0	0.94	4		05/25/23 11:00		D3

REPORT OF LABORATORY ANALYSIS

This report shall not be reproduced, except in full,
 without the written consent of Pace Analytical Services, LLC.



ANALYTICAL RESULTS

Project: Harding Street P1R2

Pace Project No.: 50344928

Sample: MW-1071 Lab ID: 50344928004 Collected: 05/16/23 11:10 Received: 05/16/23 14:15 Matrix: Water

Parameters	Results	Units	Report			Prepared	Analyzed	CAS No.	Qual
			Limit	MDL	DF				
9056 IC Anions									
Analytical Method: EPA 9056									
Pace Analytical Services - Indianapolis									
Chloride	265	mg/L	25.0	6.7	100		05/31/23 00:33	16887-00-6	
Fluoride	0.47	mg/L	0.10	0.017	1		05/26/23 23:59	16984-48-8	
Sulfate	718	mg/L	25.0	8.5	100		05/31/23 00:33	14808-79-8	
6010 MET ICP									
Analytical Method: EPA 6010 Preparation Method: EPA 3010									
Pace Analytical Services - Indianapolis									
Aluminum	ND	ug/L	200	54.4	1	05/25/23 17:45	05/28/23 13:44	7429-90-5	
Barium	42.5	ug/L	10.0	1.3	1	05/25/23 17:45	05/28/23 13:44	7440-39-3	
Boron	6120	ug/L	100	61.4	1	05/25/23 17:45	05/28/23 13:44	7440-42-8	
Cadmium	ND	ug/L	2.0	0.48	1	05/25/23 17:45	05/28/23 13:44	7440-43-9	
Calcium	225000	ug/L	2000	177	2	05/25/23 17:45	05/28/23 14:43	7440-70-2	
Iron	4320	ug/L	100	48.8	1	05/25/23 17:45	05/28/23 13:44	7439-89-6	
Lead	ND	ug/L	10.0	3.9	1	05/25/23 17:45	05/28/23 13:44	7439-92-1	
Lithium	59.0	ug/L	20.0	6.2	1	05/25/23 17:45	05/28/23 13:44	7439-93-2	
Magnesium	80300	ug/L	1000	43.0	1	05/25/23 17:45	05/28/23 13:44	7439-95-4	
Manganese	389	ug/L	10.0	5.4	1	05/25/23 17:45	05/28/23 13:44	7439-96-5	
Molybdenum	55.4	ug/L	10.0	2.0	1	05/25/23 17:45	05/28/23 13:44	7439-98-7	
Potassium	10400	ug/L	1000	200	1	05/25/23 17:45	05/28/23 13:44	7440-09-7	
Silica	13400	ug/L	450		1	05/25/23 17:45	05/28/23 13:44	7631-86-9	N2
Sodium	212000	ug/L	2000	568	2	05/25/23 17:45	05/28/23 14:43	7440-23-5	
6010 MET ICP, Dissolved									
Analytical Method: EPA 6010 Preparation Method: EPA 3010									
Pace Analytical Services - Indianapolis									
Iron, Dissolved	4040	ug/L	100	48.8	1	05/26/23 08:03	05/27/23 01:42	7439-89-6	
Manganese, Dissolved	365	ug/L	10.0	2.5	1	05/26/23 08:03	05/27/23 01:42	7439-96-5	
Molybdenum, Dissolved	52.4	ug/L	10.0	3.7	1	05/26/23 08:03	05/27/23 01:42	7439-98-7	
6020 MET ICPMS									
Analytical Method: EPA 6020 Preparation Method: EPA 200.2									
Pace Analytical Services - Indianapolis									
Antimony	ND	ug/L	1.0	0.036	1	05/26/23 07:28	05/31/23 01:29	7440-36-0	
Arsenic	3.6	ug/L	1.0	0.053	1	05/26/23 07:28	05/31/23 01:29	7440-38-2	
Beryllium	ND	ug/L	0.20	0.028	1	05/26/23 07:28	05/31/23 01:29	7440-41-7	
Chromium	ND	ug/L	10.0	0.13	1	05/26/23 07:28	05/31/23 01:29	7440-47-3	
Cobalt	ND	ug/L	1.0	0.032	1	05/26/23 07:28	05/31/23 01:29	7440-48-4	
Selenium	ND	ug/L	1.0	0.23	1	05/26/23 07:28	05/31/23 01:29	7782-49-2	
Thallium	ND	ug/L	1.0	0.033	1	05/26/23 07:28	05/31/23 01:29	7440-28-0	
7470 Mercury									
Analytical Method: EPA 7470 Preparation Method: EPA 7470									
Pace Analytical Services - Indianapolis									
Mercury	ND	ug/L	0.20	0.091	1	05/24/23 09:09	05/24/23 20:17	7439-97-6	
2320B Alkalinity									
Analytical Method: SM 2320B									
Pace Analytical Services - Indianapolis									
Alkalinity, Total as CaCO3	225	mg/L	10.0	10.0	1		05/21/23 01:31		

REPORT OF LABORATORY ANALYSIS

This report shall not be reproduced, except in full,
without the written consent of Pace Analytical Services, LLC.



ANALYTICAL RESULTS

Project: Harding Street P1R2
 Pace Project No.: 50344928

Sample: MW-1071		Lab ID: 50344928004		Collected: 05/16/23 11:10	Received: 05/16/23 14:15	Matrix: Water			
Parameters	Results	Units	Report Limit	MDL	DF	Prepared	Analyzed	CAS No.	Qual
2320B Alkalinity		Analytical Method: SM 2320B Pace Analytical Services - Indianapolis							
Alkalinity,Bicarbonate (CaCO3)	225	mg/L	10.0	10.0	1		05/21/23 01:31		
Alkalinity,Carbonate (CaCO3)	ND	mg/L	10.0	10.0	1		05/21/23 01:31		
2540C Total Dissolved Solids		Analytical Method: SM 2540C Pace Analytical Services - Indianapolis							
Total Dissolved Solids	1610	mg/L	40.0	40.0	1		05/21/23 08:28		
4500H+ pH, Electrometric		Analytical Method: SM 4500-H+B Pace Analytical Services - Indianapolis							
pH at 25 Degrees C	7.4	Std. Units	0.10	0.10	1		05/30/23 14:14		H3
4500S2D Sulfide Water		Analytical Method: SM 4500-S2-D Pace Analytical Services - Indianapolis							
Sulfide	ND	mg/L	0.10	0.025	1		05/18/23 11:42	18496-25-8	
Iron, Ferrous		Analytical Method: HACH 8146 Pace Analytical Services - Indianapolis							
Iron, Ferrous	ND	mg/L	0.20	0.035	1		05/17/23 16:44	15438-31-0	H3,N2
353.2 Nitrogen, NO2/NO3 unpres		Analytical Method: EPA 353.2 Pace Analytical Services - Indianapolis							
Nitrogen, Nitrate	ND	mg/L	0.10	0.011	1		05/16/23 23:27	14797-55-8	
Nitrogen, Nitrite	ND	mg/L	0.10	0.0040	1		05/16/23 23:27	14797-65-0	
365.1 Total Phosphorus		Analytical Method: EPA 365.1 Preparation Method: EPA 365.1 Pace Analytical Services - Indianapolis							
Phosphate as P04	0.15	mg/L	0.15	0.15	1	05/19/23 13:00	05/31/23 08:26		
5310C TOC		Analytical Method: SM 5310C Pace Analytical Services - Indianapolis							
Total Organic Carbon	ND	mg/L	4.0	0.94	4		05/26/23 13:19	7440-44-0	D3
5310C Dissolved Organic Carbon		Analytical Method: SM 5310C Pace Analytical Services - Indianapolis							
Dissolved Organic Carbon	ND	mg/L	4.0	0.94	4		05/25/23 11:10		D3

REPORT OF LABORATORY ANALYSIS

This report shall not be reproduced, except in full,
 without the written consent of Pace Analytical Services, LLC.



ANALYTICAL RESULTS

Project: Harding Street P1R2

Pace Project No.: 50344928

Sample: MW-107D		Lab ID: 50344928005		Collected: 05/16/23 10:07		Received: 05/16/23 14:15		Matrix: Water	
Parameters	Results	Units	Report Limit	MDL	DF	Prepared	Analyzed	CAS No.	Qual
9056 IC Anions		Analytical Method: EPA 9056 Pace Analytical Services - Indianapolis							
Chloride	229	mg/L	25.0	6.7	100		05/27/23 01:29	16887-00-6	
Fluoride	0.46	mg/L	0.10	0.017	1		05/27/23 01:11	16984-48-8	
Sulfate	635	mg/L	25.0	8.5	100		05/27/23 01:29	14808-79-8	
6010 MET ICP		Analytical Method: EPA 6010 Preparation Method: EPA 3010 Pace Analytical Services - Indianapolis							
Aluminum	ND	ug/L	200	54.4	1	05/25/23 17:45	05/28/23 13:47	7429-90-5	
Barium	50.1	ug/L	10.0	1.3	1	05/25/23 17:45	05/28/23 13:47	7440-39-3	
Boron	6970	ug/L	100	61.4	1	05/25/23 17:45	05/28/23 13:47	7440-42-8	
Cadmium	ND	ug/L	2.0	0.48	1	05/25/23 17:45	05/28/23 13:47	7440-43-9	
Calcium	214000	ug/L	2000	177	2	05/25/23 17:45	05/28/23 14:46	7440-70-2	
Iron	4920	ug/L	100	48.8	1	05/25/23 17:45	05/28/23 13:47	7439-89-6	
Lead	ND	ug/L	10.0	3.9	1	05/25/23 17:45	05/28/23 13:47	7439-92-1	
Lithium	60.5	ug/L	20.0	6.2	1	05/25/23 17:45	05/28/23 13:47	7439-93-2	
Magnesium	64700	ug/L	1000	43.0	1	05/25/23 17:45	05/28/23 13:47	7439-95-4	
Manganese	344	ug/L	10.0	5.4	1	05/25/23 17:45	05/28/23 13:47	7439-96-5	
Molybdenum	123	ug/L	10.0	2.0	1	05/25/23 17:45	05/28/23 13:47	7439-98-7	
Potassium	11800	ug/L	1000	200	1	05/25/23 17:45	05/28/23 13:47	7440-09-7	
Silica	13900	ug/L	450		1	05/25/23 17:45	05/28/23 13:47	7631-86-9	N2
Sodium	200000	ug/L	2000	568	2	05/25/23 17:45	05/28/23 14:46	7440-23-5	
6010 MET ICP, Dissolved		Analytical Method: EPA 6010 Preparation Method: EPA 3010 Pace Analytical Services - Indianapolis							
Iron, Dissolved	4500	ug/L	100	48.8	1	05/26/23 08:03	05/27/23 01:44	7439-89-6	
Manganese, Dissolved	327	ug/L	10.0	2.5	1	05/26/23 08:03	05/27/23 01:44	7439-96-5	
Molybdenum, Dissolved	121	ug/L	10.0	3.7	1	05/26/23 08:03	05/27/23 01:44	7439-98-7	
6020 MET ICPMS		Analytical Method: EPA 6020 Preparation Method: EPA 200.2 Pace Analytical Services - Indianapolis							
Antimony	ND	ug/L	1.0	0.036	1	05/26/23 07:28	05/31/23 01:32	7440-36-0	
Arsenic	3.1	ug/L	1.0	0.053	1	05/26/23 07:28	05/31/23 01:32	7440-38-2	
Beryllium	ND	ug/L	0.20	0.028	1	05/26/23 07:28	05/31/23 01:32	7440-41-7	
Chromium	ND	ug/L	10.0	0.13	1	05/26/23 07:28	05/31/23 01:32	7440-47-3	
Cobalt	ND	ug/L	1.0	0.032	1	05/26/23 07:28	05/31/23 01:32	7440-48-4	
Selenium	ND	ug/L	1.0	0.23	1	05/26/23 07:28	05/31/23 01:32	7782-49-2	
Thallium	ND	ug/L	1.0	0.033	1	05/26/23 07:28	05/31/23 01:32	7440-28-0	
7470 Mercury		Analytical Method: EPA 7470 Preparation Method: EPA 7470 Pace Analytical Services - Indianapolis							
Mercury	ND	ug/L	0.20	0.091	1	05/24/23 09:09	05/24/23 20:19	7439-97-6	
2320B Alkalinity		Analytical Method: SM 2320B Pace Analytical Services - Indianapolis							
Alkalinity, Total as CaCO3	224	mg/L	10.0	10.0	1		05/21/23 01:31		

REPORT OF LABORATORY ANALYSIS

This report shall not be reproduced, except in full,
without the written consent of Pace Analytical Services, LLC.



ANALYTICAL RESULTS

Project: Harding Street P1R2

Pace Project No.: 50344928

Sample: MW-107D		Lab ID: 50344928005		Collected: 05/16/23 10:07	Received: 05/16/23 14:15	Matrix: Water				
Parameters	Results	Units	Report Limit	MDL	DF	Prepared	Analyzed	CAS No.	Qual	
2320B Alkalinity		Analytical Method: SM 2320B Pace Analytical Services - Indianapolis								
Alkalinity,Bicarbonate (CaCO3)	224	mg/L	10.0	10.0	1		05/21/23 01:31			
Alkalinity,Carbonate (CaCO3)	ND	mg/L	10.0	10.0	1		05/21/23 01:31			
2540C Total Dissolved Solids		Analytical Method: SM 2540C Pace Analytical Services - Indianapolis								
Total Dissolved Solids	1530	mg/L	20.0	20.0	1		05/21/23 08:28			
4500H+ pH, Electrometric		Analytical Method: SM 4500-H+B Pace Analytical Services - Indianapolis								
pH at 25 Degrees C	7.4	Std. Units	0.10	0.10	1		05/30/23 14:15		H3	
4500S2D Sulfide Water		Analytical Method: SM 4500-S2-D Pace Analytical Services - Indianapolis								
Sulfide	ND	mg/L	0.10	0.025	1		05/18/23 11:42	18496-25-8		
Iron, Ferrous		Analytical Method: HACH 8146 Pace Analytical Services - Indianapolis								
Iron, Ferrous	ND	mg/L	0.20	0.035	1		05/17/23 16:43	15438-31-0	H3,N2	
353.2 Nitrogen, NO2/NO3 unpres		Analytical Method: EPA 353.2 Pace Analytical Services - Indianapolis								
Nitrogen, Nitrate	ND	mg/L	0.10	0.011	1		05/16/23 23:20	14797-55-8		
Nitrogen, Nitrite	ND	mg/L	0.10	0.0040	1		05/16/23 23:20	14797-65-0		
365.1 Total Phosphorus		Analytical Method: EPA 365.1 Preparation Method: EPA 365.1 Pace Analytical Services - Indianapolis								
Phosphate as P04	0.33	mg/L	0.15	0.15	1	05/19/23 13:00	05/31/23 08:28			
5310C TOC		Analytical Method: SM 5310C Pace Analytical Services - Indianapolis								
Total Organic Carbon	ND	mg/L	4.0	0.94	4		05/26/23 13:29	7440-44-0	D3	
5310C Dissolved Organic Carbon		Analytical Method: SM 5310C Pace Analytical Services - Indianapolis								
Dissolved Organic Carbon	ND	mg/L	4.0	0.94	4		05/25/23 11:56		D3	

REPORT OF LABORATORY ANALYSIS

This report shall not be reproduced, except in full,
without the written consent of Pace Analytical Services, LLC.



ANALYTICAL RESULTS

Project: Harding Street P1R2

Pace Project No.: 50344928

Sample: DUP-7 Lab ID: 50344928006 Collected: 05/16/23 08:00 Received: 05/16/23 14:15 Matrix: Water

Parameters	Results	Units	Report Limit	MDL	DF	Prepared	Analyzed	CAS No.	Qual
9056 IC Anions									
Analytical Method: EPA 9056									
Pace Analytical Services - Indianapolis									
Chloride	225	mg/L	2.5	0.67	10		05/27/23 02:06	16887-00-6	
Fluoride	0.48	mg/L	0.10	0.017	1		05/27/23 01:48	16984-48-8	
Sulfate	582	mg/L	25.0	8.5	100		05/31/23 00:50	14808-79-8	
6010 MET ICP									
Analytical Method: EPA 6010 Preparation Method: EPA 3010									
Pace Analytical Services - Indianapolis									
Aluminum	ND	ug/L	200	54.4	1	05/25/23 17:45	05/28/23 13:49	7429-90-5	
Barium	38.3	ug/L	10.0	1.3	1	05/25/23 17:45	05/28/23 13:49	7440-39-3	
Boron	5280	ug/L	100	61.4	1	05/25/23 17:45	05/28/23 13:49	7440-42-8	
Cadmium	ND	ug/L	2.0	0.48	1	05/25/23 17:45	05/28/23 13:49	7440-43-9	
Calcium	228000	ug/L	2000	177	2	05/25/23 17:45	05/28/23 14:48	7440-70-2	
Iron	5760	ug/L	100	48.8	1	05/25/23 17:45	05/28/23 13:49	7439-89-6	
Lead	ND	ug/L	10.0	3.9	1	05/25/23 17:45	05/28/23 13:49	7439-92-1	
Lithium	74.4	ug/L	20.0	6.2	1	05/25/23 17:45	05/28/23 13:49	7439-93-2	
Magnesium	65300	ug/L	1000	43.0	1	05/25/23 17:45	05/28/23 13:49	7439-95-4	
Manganese	422	ug/L	10.0	5.4	1	05/25/23 17:45	05/28/23 13:49	7439-96-5	
Molybdenum	145	ug/L	10.0	2.0	1	05/25/23 17:45	05/28/23 13:49	7439-98-7	
Potassium	13200	ug/L	1000	200	1	05/25/23 17:45	05/28/23 13:49	7440-09-7	
Silica	15300	ug/L	450		1	05/25/23 17:45	05/28/23 13:49	7631-86-9	N2
Sodium	156000	ug/L	1000	284	1	05/25/23 17:45	05/28/23 13:49	7440-23-5	
6010 MET ICP, Dissolved									
Analytical Method: EPA 6010 Preparation Method: EPA 3010									
Pace Analytical Services - Indianapolis									
Iron, Dissolved	5310	ug/L	100	48.8	1	05/26/23 08:03	05/27/23 01:47	7439-89-6	
Manganese, Dissolved	386	ug/L	10.0	2.5	1	05/26/23 08:03	05/27/23 01:47	7439-96-5	
Molybdenum, Dissolved	138	ug/L	10.0	3.7	1	05/26/23 08:03	05/27/23 01:47	7439-98-7	
6020 MET ICPMS									
Analytical Method: EPA 6020 Preparation Method: EPA 200.2									
Pace Analytical Services - Indianapolis									
Antimony	ND	ug/L	1.0	0.036	1	05/26/23 07:28	05/31/23 01:36	7440-36-0	
Arsenic	ND	ug/L	1.0	0.053	1	05/26/23 07:28	05/31/23 01:36	7440-38-2	
Beryllium	ND	ug/L	0.20	0.028	1	05/26/23 07:28	05/31/23 01:36	7440-41-7	
Chromium	ND	ug/L	10.0	0.13	1	05/26/23 07:28	05/31/23 01:36	7440-47-3	
Cobalt	ND	ug/L	1.0	0.032	1	05/26/23 07:28	05/31/23 01:36	7440-48-4	
Selenium	ND	ug/L	1.0	0.23	1	05/26/23 07:28	05/31/23 01:36	7782-49-2	
Thallium	ND	ug/L	1.0	0.033	1	05/26/23 07:28	05/31/23 01:36	7440-28-0	
7470 Mercury									
Analytical Method: EPA 7470 Preparation Method: EPA 7470									
Pace Analytical Services - Indianapolis									
Mercury	ND	ug/L	0.20	0.091	1	05/24/23 09:09	05/24/23 20:22	7439-97-6	
2320B Alkalinity									
Analytical Method: SM 2320B									
Pace Analytical Services - Indianapolis									
Alkalinity, Total as CaCO3	244	mg/L	10.0	10.0	1		05/21/23 01:31		

REPORT OF LABORATORY ANALYSIS

This report shall not be reproduced, except in full, without the written consent of Pace Analytical Services, LLC.



ANALYTICAL RESULTS

Project: Harding Street P1R2
 Pace Project No.: 50344928

Sample: DUP-7 Lab ID: 50344928006 Collected: 05/16/23 08:00 Received: 05/16/23 14:15 Matrix: Water									
Parameters	Results	Units	Report Limit	MDL	DF	Prepared	Analyzed	CAS No.	Qual
2320B Alkalinity									
Analytical Method: SM 2320B Pace Analytical Services - Indianapolis									
Alkalinity,Bicarbonate (CaCO3)	244	mg/L	10.0	10.0	1		05/21/23 01:31		
Alkalinity,Carbonate (CaCO3)	ND	mg/L	10.0	10.0	1		05/21/23 01:31		
2540C Total Dissolved Solids									
Analytical Method: SM 2540C Pace Analytical Services - Indianapolis									
Total Dissolved Solids	1460	mg/L	20.0	20.0	1		05/21/23 08:28		
4500H+ pH, Electrometric									
Analytical Method: SM 4500-H+B Pace Analytical Services - Indianapolis									
pH at 25 Degrees C	7.4	Std. Units	0.10	0.10	1		05/30/23 14:16		H3
4500S2D Sulfide Water									
Analytical Method: SM 4500-S2-D Pace Analytical Services - Indianapolis									
Sulfide	ND	mg/L	0.10	0.025	1		05/18/23 11:42	18496-25-8	
Iron, Ferrous									
Analytical Method: HACH 8146 Pace Analytical Services - Indianapolis									
Iron, Ferrous	ND	mg/L	0.20	0.035	1		05/17/23 16:43	15438-31-0	H3,N2
353.2 Nitrogen, NO2/NO3 unpres									
Analytical Method: EPA 353.2 Pace Analytical Services - Indianapolis									
Nitrogen, Nitrate	ND	mg/L	0.10	0.011	1		05/16/23 23:33	14797-55-8	
Nitrogen, Nitrite	ND	mg/L	0.10	0.0040	1		05/16/23 23:33	14797-65-0	
365.1 Total Phosphorus									
Analytical Method: EPA 365.1 Preparation Method: EPA 365.1 Pace Analytical Services - Indianapolis									
Phosphate as P04	0.28	mg/L	0.15	0.15	1	05/19/23 13:00	05/31/23 08:28		
5310C TOC									
Analytical Method: SM 5310C Pace Analytical Services - Indianapolis									
Total Organic Carbon	ND	mg/L	4.0	0.94	4		05/26/23 13:39	7440-44-0	D3
5310C Dissolved Organic Carbon									
Analytical Method: SM 5310C Pace Analytical Services - Indianapolis									
Dissolved Organic Carbon	ND	mg/L	4.0	0.94	4		05/25/23 12:06		D3

REPORT OF LABORATORY ANALYSIS

This report shall not be reproduced, except in full,
 without the written consent of Pace Analytical Services, LLC.



QUALITY CONTROL DATA

Project: Harding Street P1R2

Pace Project No.: 50344928

QC Batch:	735152	Analysis Method:	EPA 9056
QC Batch Method:	EPA 9056	Analysis Description:	9056 IC Anions
		Laboratory:	Pace Analytical Services - Indianapolis
Associated Lab Samples:	50344928001, 50344928002, 50344928003, 50344928004, 50344928005, 50344928006		

METHOD BLANK: 3373608 Matrix: Water
 Associated Lab Samples: 50344928001, 50344928002, 50344928003, 50344928004, 50344928005, 50344928006

Parameter	Units	Blank Result	Reporting Limit	MDL	Analyzed	Qualifiers
Chloride	mg/L	ND	0.25	0.067	05/24/23 18:00	
Fluoride	mg/L	ND	0.10	0.017	05/24/23 18:00	
Sulfate	mg/L	ND	0.25	0.085	05/24/23 18:00	

LABORATORY CONTROL SAMPLE: 3373609

Parameter	Units	Spike Conc.	LCS Result	LCS % Rec	% Rec Limits	Qualifiers
Chloride	mg/L	2.5	2.4	97	80-120	
Fluoride	mg/L	1	1.1	109	80-120	
Sulfate	mg/L	5	4.9	98	80-120	

MATRIX SPIKE & MATRIX SPIKE DUPLICATE: 3373610 3373611

Parameter	Units	MS		MSD		MS Result	MSD Result	MS % Rec	MSD % Rec	% Rec Limits	RPD	Max RPD	Qual
		50344998001	Result	Spike Conc.	Spike Conc.								
Chloride	mg/L	185	25	25	209	208	100	93	80-120	1	15		
Fluoride	mg/L	0.12	1	1	1.0	1.1	91	94	80-120	3	15		
Sulfate	mg/L	464	500	500	913	917	90	90	80-120	0	15		

Results presented on this page are in the units indicated by the "Units" column except where an alternate unit is presented to the right of the result.

REPORT OF LABORATORY ANALYSIS

This report shall not be reproduced, except in full, without the written consent of Pace Analytical Services, LLC.



QUALITY CONTROL DATA

Project: Harding Street P1R2

Pace Project No.: 50344928

QC Batch:	735274	Analysis Method:	EPA 7470
QC Batch Method:	EPA 7470	Analysis Description:	7470 Mercury
		Laboratory:	Pace Analytical Services - Indianapolis

Associated Lab Samples: 50344928001, 50344928002, 50344928003, 50344928004, 50344928005, 50344928006

METHOD BLANK: 3374022 Matrix: Water

Associated Lab Samples: 50344928001, 50344928002, 50344928003, 50344928004, 50344928005, 50344928006

Parameter	Units	Blank Result	Reporting Limit	MDL	Analyzed	Qualifiers
Mercury	ug/L	ND	0.20	0.091	05/24/23 18:39	

LABORATORY CONTROL SAMPLE: 3374023

Parameter	Units	Spike Conc.	LCS Result	LCS % Rec	% Rec Limits	Qualifiers
Mercury	ug/L	5	5.3	105	80-120	

MATRIX SPIKE & MATRIX SPIKE DUPLICATE: 3374024 3374025

Parameter	Units	50344916002 Result	MS Spike Conc.	MSD Spike Conc.	MS Result	MSD Result	MS % Rec	MSD % Rec	% Rec Limits	RPD	Max RPD	Qual
Mercury	ug/L	ND	5	5	5.2	5.0	103	100	75-125	4	20	

Results presented on this page are in the units indicated by the "Units" column except where an alternate unit is presented to the right of the result.

REPORT OF LABORATORY ANALYSIS

This report shall not be reproduced, except in full,
without the written consent of Pace Analytical Services, LLC.



QUALITY CONTROL DATA

Project: Harding Street P1R2
 Pace Project No.: 50344928

QC Batch: 735674 Analysis Method: EPA 6010
 QC Batch Method: EPA 3010 Analysis Description: 6010 MET
 Laboratory: Pace Analytical Services - Indianapolis
 Associated Lab Samples: 50344928001, 50344928002, 50344928003, 50344928004, 50344928005, 50344928006

METHOD BLANK: 3375705 Matrix: Water
 Associated Lab Samples: 50344928001, 50344928002, 50344928003, 50344928004, 50344928005, 50344928006

Parameter	Units	Blank Result	Reporting Limit	MDL	Analyzed	Qualifiers
Aluminum	ug/L	ND	200	54.4	05/28/23 13:15	
Barium	ug/L	ND	10.0	1.3	05/28/23 13:15	
Boron	ug/L	ND	100	61.4	05/28/23 13:15	
Cadmium	ug/L	ND	2.0	0.48	05/28/23 13:15	
Calcium	ug/L	ND	1000	88.4	05/28/23 13:15	
Iron	ug/L	ND	100	48.8	05/28/23 13:15	
Lead	ug/L	ND	10.0	3.9	05/28/23 13:15	
Lithium	ug/L	ND	20.0	6.2	05/28/23 13:15	
Magnesium	ug/L	ND	1000	43.0	05/28/23 13:15	
Manganese	ug/L	ND	10.0	5.4	05/28/23 13:15	
Molybdenum	ug/L	ND	10.0	2.0	05/28/23 13:15	
Potassium	ug/L	ND	1000	200	05/28/23 13:15	
Silica	ug/L	ND	450		05/28/23 13:15	N2
Sodium	ug/L	ND	1000	284	05/28/23 13:15	

LABORATORY CONTROL SAMPLE: 3375706

Parameter	Units	Spike Conc.	LCS Result	LCS % Rec	% Rec Limits	Qualifiers
Aluminum	ug/L	5000	4710	94	80-120	
Barium	ug/L	1000	988	99	80-120	
Boron	ug/L	1000	968	97	80-120	
Cadmium	ug/L	1000	988	99	80-120	
Calcium	ug/L	5000	4980	100	80-120	
Iron	ug/L	2500	2460	99	80-120	
Lead	ug/L	1000	976	98	80-120	
Lithium	ug/L	1000	1000	100	80-120	
Magnesium	ug/L	5000	4930	99	80-120	
Manganese	ug/L	1000	1010	101	80-120	
Molybdenum	ug/L	1000	1010	101	80-120	
Potassium	ug/L	5000	4920	98	80-120	
Silica	ug/L	5350	5460	102	80-120	N2
Sodium	ug/L	5000	5020	100	80-120	

Results presented on this page are in the units indicated by the "Units" column except where an alternate unit is presented to the right of the result.

REPORT OF LABORATORY ANALYSIS

This report shall not be reproduced, except in full,
 without the written consent of Pace Analytical Services, LLC.



QUALITY CONTROL DATA

Project: Harding Street P1R2

Pace Project No.: 50344928

MATRIX SPIKE & MATRIX SPIKE DUPLICATE: 3375707 3375708												
Parameter	Units	50344998001		MS	MSD	3375708		% Rec	% Rec	% Rec	Max	Qual
		Result	Conc.	Spike	Spike	MS	MSD					
Aluminum	ug/L	ND	5000	5000	5340	5090	107	102	75-125	5	20	
Barium	ug/L	56.8	1000	1000	1110	1060	106	100	75-125	5	20	
Boron	ug/L	2910	1000	1000	4060	3880	115	97	75-125	5	20	
Cadmium	ug/L	ND	1000	1000	1070	1030	107	103	75-125	4	20	
Calcium	ug/L	245000	5000	5000	261000	244000	336	-16	75-125	7	20	P6
Iron	ug/L	1940	2500	2500	4450	4340	100	96	75-125	2	20	
Lead	ug/L	ND	1000	1000	986	955	99	96	75-125	3	20	
Lithium	ug/L	44.0	1000	1000	1160	1100	112	105	75-125	6	20	
Magnesium	ug/L	64500	5000	5000	70800	68800	127	86	75-125	3	20	P6
Manganese	ug/L	604	1000	1000	1640	1600	104	99	75-125	3	20	
Molybdenum	ug/L	11.2	1000	1000	1090	1040	108	103	75-125	4	20	
Potassium	ug/L	11500	5000	5000	17600	16600	122	101	75-125	6	20	
Silica	ug/L	11500	5350	5350	17500	16700	112	98	75-125	4	20	N2
Sodium	ug/L	124000	5000	5000	137000	128000	244	74	75-125	6	20	P6

Results presented on this page are in the units indicated by the "Units" column except where an alternate unit is presented to the right of the result.

REPORT OF LABORATORY ANALYSIS

This report shall not be reproduced, except in full,
without the written consent of Pace Analytical Services, LLC.



QUALITY CONTROL DATA

Project: Harding Street P1R2

Pace Project No.: 50344928

QC Batch: 735699 Analysis Method: EPA 6010
 QC Batch Method: EPA 3010 Analysis Description: 6010 MET Dissolved
 Laboratory: Pace Analytical Services - Indianapolis
 Associated Lab Samples: 50344928001, 50344928002, 50344928003, 50344928004, 50344928005, 50344928006

METHOD BLANK: 3375810 Matrix: Water
 Associated Lab Samples: 50344928001, 50344928002, 50344928003, 50344928004, 50344928005, 50344928006

Parameter	Units	Blank Result	Reporting Limit	MDL	Analyzed	Qualifiers
Iron, Dissolved	ug/L	ND	100	48.8	05/27/23 01:30	
Manganese, Dissolved	ug/L	ND	10.0	2.5	05/27/23 01:30	
Molybdenum, Dissolved	ug/L	ND	10.0	3.7	05/27/23 01:30	

LABORATORY CONTROL SAMPLE: 3375811

Parameter	Units	Spike Conc.	LCS Result	LCS % Rec	% Rec Limits	Qualifiers
Iron, Dissolved	ug/L	2500	2490	100	80-120	
Manganese, Dissolved	ug/L	1000	947	95	80-120	
Molybdenum, Dissolved	ug/L	1000	972	97	80-120	

MATRIX SPIKE & MATRIX SPIKE DUPLICATE: 3375812 3375813

Parameter	Units	MS		MSD		MS Result	MSD Result	MS % Rec	MSD % Rec	% Rec Limits	RPD	Max RPD	Qual
		50344998001 Result	Spike Conc.	Spike Conc.	Conc.								
Iron, Dissolved	ug/L	1300	2500	2500	3670	3660	95	95	75-125	0	20		
Manganese, Dissolved	ug/L	492	1000	1000	1410	1400	91	91	75-125	0	20		
Molybdenum, Dissolved	ug/L	10.7	1000	1000	994	1000	98	99	75-125	1	20		

Results presented on this page are in the units indicated by the "Units" column except where an alternate unit is presented to the right of the result.

REPORT OF LABORATORY ANALYSIS

This report shall not be reproduced, except in full, without the written consent of Pace Analytical Services, LLC.



QUALITY CONTROL DATA

Project: Harding Street P1R2
 Pace Project No.: 50344928

QC Batch: 735940 Analysis Method: EPA 6020
 QC Batch Method: EPA 200.2 Analysis Description: 6020 MET
 Laboratory: Pace Analytical Services - Indianapolis
 Associated Lab Samples: 50344928001, 50344928002, 50344928003, 50344928004, 50344928005, 50344928006

METHOD BLANK: 3376924 Matrix: Water
 Associated Lab Samples: 50344928001, 50344928002, 50344928003, 50344928004, 50344928005, 50344928006

Parameter	Units	Blank Result	Reporting Limit	MDL	Analyzed	Qualifiers
Antimony	ug/L	ND	1.0	0.036	05/30/23 18:48	
Arsenic	ug/L	ND	1.0	0.053	05/30/23 18:48	
Beryllium	ug/L	ND	0.20	0.028	05/30/23 18:48	
Chromium	ug/L	ND	10.0	0.13	05/30/23 18:48	
Cobalt	ug/L	ND	1.0	0.032	05/30/23 18:48	
Selenium	ug/L	ND	1.0	0.23	05/30/23 18:48	
Thallium	ug/L	ND	1.0	0.033	05/30/23 18:48	

LABORATORY CONTROL SAMPLE: 3376925

Parameter	Units	Spike Conc.	LCS Result	LCS % Rec	% Rec Limits	Qualifiers
Antimony	ug/L	40	41.5	104	80-120	
Arsenic	ug/L	40	38.8	97	80-120	
Beryllium	ug/L	40	37.9	95	80-120	
Chromium	ug/L	40	39.6	99	80-120	
Cobalt	ug/L	40	39.9	100	80-120	
Selenium	ug/L	40	39.1	98	80-120	
Thallium	ug/L	40	40.7	102	80-120	

MATRIX SPIKE & MATRIX SPIKE DUPLICATE: 3376926 3376927

Parameter	Units	50344998001		MSD		MS		MSD		% Rec Limits	RPD	Max RPD	Qual
		Result	MS Spike Conc.	MSD Spike Conc.	Result	MSD Result	% Rec	% Rec					
Antimony	ug/L	ND	40	40	42.6	43.0	106	107	75-125	1	20		
Arsenic	ug/L	1.5	40	40	39.6	40.6	95	98	75-125	2	20		
Beryllium	ug/L	ND	40	40	38.7	39.7	97	99	75-125	3	20		
Chromium	ug/L	ND	40	40	38.1	38.5	95	96	75-125	1	20		
Cobalt	ug/L	ND	40	40	39.0	39.3	96	97	75-125	1	20		
Selenium	ug/L	1.2	40	40	39.4	41.5	95	101	75-125	5	20		
Thallium	ug/L	ND	40	40	41.7	41.9	104	105	75-125	1	20		

Results presented on this page are in the units indicated by the "Units" column except where an alternate unit is presented to the right of the result.

REPORT OF LABORATORY ANALYSIS

This report shall not be reproduced, except in full,
 without the written consent of Pace Analytical Services, LLC.



QUALITY CONTROL DATA

Project: Harding Street P1R2

Pace Project No.: 50344928

QC Batch: 734915

Analysis Method: SM 2320B

QC Batch Method: SM 2320B

Analysis Description: 2320B Alkalinity

Laboratory: Pace Analytical Services - Indianapolis

Associated Lab Samples: 50344928001, 50344928002, 50344928003, 50344928004, 50344928005, 50344928006

METHOD BLANK: 3372867

Matrix: Water

Associated Lab Samples: 50344928001, 50344928002, 50344928003, 50344928004, 50344928005, 50344928006

Parameter	Units	Blank Result	Reporting Limit	MDL	Analyzed	Qualifiers
Alkalinity, Total as CaCO3	mg/L	ND	10.0	10.0	05/21/23 01:31	
Alkalinity,Bicarbonate (CaCO3)	mg/L	ND	10.0	10.0	05/21/23 01:31	
Alkalinity,Carbonate (CaCO3)	mg/L	ND	10.0	10.0	05/21/23 01:31	

LABORATORY CONTROL SAMPLE: 3372868

Parameter	Units	Spike Conc.	LCS Result	LCS % Rec	% Rec Limits	Qualifiers
Alkalinity, Total as CaCO3	mg/L	50	51.1	102	90-110	

SAMPLE DUPLICATE: 3372869

Parameter	Units	50345399001 Result	Dup Result	RPD	Max RPD	Qualifiers
Alkalinity, Total as CaCO3	mg/L	110	112	2	20	
Alkalinity,Bicarbonate (CaCO3)	mg/L	110	112	2	20	
Alkalinity,Carbonate (CaCO3)	mg/L	ND	ND		20	

SAMPLE DUPLICATE: 3372870

Parameter	Units	50344962003 Result	Dup Result	RPD	Max RPD	Qualifiers
Alkalinity, Total as CaCO3	mg/L	479	491	2	20	
Alkalinity,Bicarbonate (CaCO3)	mg/L	479	491	2	20	
Alkalinity,Carbonate (CaCO3)	mg/L	ND	ND		20	

Results presented on this page are in the units indicated by the "Units" column except where an alternate unit is presented to the right of the result.

REPORT OF LABORATORY ANALYSIS

This report shall not be reproduced, except in full, without the written consent of Pace Analytical Services, LLC.



QUALITY CONTROL DATA

Project: Harding Street P1R2

Pace Project No.: 50344928

QC Batch: 734931

Analysis Method: SM 2540C

QC Batch Method: SM 2540C

Analysis Description: 2540C Total Dissolved Solids

Laboratory: Pace Analytical Services - Indianapolis

Associated Lab Samples: 50344928001, 50344928002, 50344928003, 50344928004, 50344928005, 50344928006

METHOD BLANK: 3372927

Matrix: Water

Associated Lab Samples: 50344928001, 50344928002, 50344928003, 50344928004, 50344928005, 50344928006

Parameter	Units	Blank Result	Reporting Limit	MDL	Analyzed	Qualifiers
Total Dissolved Solids	mg/L	ND	10.0	10.0	05/21/23 08:23	

LABORATORY CONTROL SAMPLE: 3372928

Parameter	Units	Spike Conc.	LCS Result	LCS % Rec	% Rec Limits	Qualifiers
Total Dissolved Solids	mg/L	300	275	92	80-120	

SAMPLE DUPLICATE: 3372929

Parameter	Units	50345439001 Result	Dup Result	RPD	Max RPD	Qualifiers
Total Dissolved Solids	mg/L	405	412	2	10	

SAMPLE DUPLICATE: 3372930

Parameter	Units	50344962003 Result	Dup Result	RPD	Max RPD	Qualifiers
Total Dissolved Solids	mg/L	748	738	1	10	

Results presented on this page are in the units indicated by the "Units" column except where an alternate unit is presented to the right of the result.

REPORT OF LABORATORY ANALYSIS

This report shall not be reproduced, except in full, without the written consent of Pace Analytical Services, LLC.



QUALITY CONTROL DATA

Project: Harding Street P1R2

Pace Project No.: 50344928

QC Batch: 736503

Analysis Method: SM 4500-H+B

QC Batch Method: SM 4500-H+B

Analysis Description: 4500H+B pH

Laboratory: Pace Analytical Services - Indianapolis

Associated Lab Samples: 50344928001, 50344928002, 50344928003, 50344928004, 50344928005, 50344928006

SAMPLE DUPLICATE: 3379499

Parameter	Units	50344962003 Result	Dup Result	RPD	Max RPD	Qualifiers
pH at 25 Degrees C	Std. Units	7.2	7.1	0	2	H3

SAMPLE DUPLICATE: 3379500

Parameter	Units	50344965001 Result	Dup Result	RPD	Max RPD	Qualifiers
pH at 25 Degrees C	Std. Units	7.1	7.1	0	2	H3

SAMPLE DUPLICATE: 3379501

Parameter	Units	50344998001 Result	Dup Result	RPD	Max RPD	Qualifiers
pH at 25 Degrees C	Std. Units	7.2	7.2	0	2	H3

Results presented on this page are in the units indicated by the "Units" column except where an alternate unit is presented to the right of the result.

REPORT OF LABORATORY ANALYSIS

This report shall not be reproduced, except in full,
without the written consent of Pace Analytical Services, LLC.



QUALITY CONTROL DATA

Project: Harding Street P1R2

Pace Project No.: 50344928

QC Batch: 734354 Analysis Method: SM 4500-S2-D
 QC Batch Method: SM 4500-S2-D Analysis Description: 4500S2D Sulfide Water
 Laboratory: Pace Analytical Services - Indianapolis
 Associated Lab Samples: 50344928001, 50344928002, 50344928003, 50344928004, 50344928005, 50344928006

METHOD BLANK: 3370138 Matrix: Water
 Associated Lab Samples: 50344928001, 50344928002, 50344928003, 50344928004, 50344928005, 50344928006

Parameter	Units	Blank Result	Reporting Limit	MDL	Analyzed	Qualifiers
Sulfide	mg/L	ND	0.10	0.025	05/18/23 11:42	

LABORATORY CONTROL SAMPLE: 3370139

Parameter	Units	Spike Conc.	LCS Result	LCS % Rec	% Rec Limits	Qualifiers
Sulfide	mg/L	0.5	0.52	104	90-110	

MATRIX SPIKE SAMPLE: 3370140

Parameter	Units	50344848009 Result	Spike Conc.	MS Result	MS % Rec	% Rec Limits	Qualifiers
Sulfide	mg/L	ND	0.5	0.36	71	90-110	M0

MATRIX SPIKE & MATRIX SPIKE DUPLICATE: 3370141 3370142

Parameter	Units	50344962003 Result	MS Spike Conc.	MSD Spike Conc.	MS Result	MSD Result	MS % Rec	MSD % Rec	% Rec Limits	RPD	Max RPD	Qual
Sulfide	mg/L	ND	0.5	0.5	0.28	0.28	53	52	90-110	1	20	M3

Results presented on this page are in the units indicated by the "Units" column except where an alternate unit is presented to the right of the result.

REPORT OF LABORATORY ANALYSIS

This report shall not be reproduced, except in full, without the written consent of Pace Analytical Services, LLC.



QUALITY CONTROL DATA

Project: Harding Street P1R2

Pace Project No.: 50344928

QC Batch:	734177	Analysis Method:	HACH 8146
QC Batch Method:	HACH 8146	Analysis Description:	Iron, Ferrous
		Laboratory:	Pace Analytical Services - Indianapolis

Associated Lab Samples: 50344928001, 50344928002, 50344928003, 50344928004, 50344928005, 50344928006

METHOD BLANK: 3369249 Matrix: Water

Associated Lab Samples: 50344928001, 50344928002, 50344928003, 50344928004, 50344928005, 50344928006

Parameter	Units	Blank Result	Reporting Limit	MDL	Analyzed	Qualifiers
Iron, Ferrous	mg/L	ND	0.20	0.035	05/17/23 16:42	H3,N2

LABORATORY CONTROL SAMPLE: 3369250

Parameter	Units	Spike Conc.	LCS Result	LCS % Rec	% Rec Limits	Qualifiers
Iron, Ferrous	mg/L	1	1.1	110	90-110	H3,N2

MATRIX SPIKE & MATRIX SPIKE DUPLICATE: 3369251 3369252

Parameter	Units	50344998001 Result	MS Spike Conc.	MSD Spike Conc.	MS Result	MSD Result	MS % Rec	MSD % Rec	% Rec Limits	RPD	Max RPD	Qual
Iron, Ferrous	mg/L	ND	1	1	1.1	1.0	101	92	90-110	8	20	H3,N2

Results presented on this page are in the units indicated by the "Units" column except where an alternate unit is presented to the right of the result.

REPORT OF LABORATORY ANALYSIS

This report shall not be reproduced, except in full, without the written consent of Pace Analytical Services, LLC.



QUALITY CONTROL DATA

Project: Harding Street P1R2

Pace Project No.: 50344928

QC Batch: 733946 Analysis Method: EPA 353.2
 QC Batch Method: EPA 353.2 Analysis Description: 353.2 Nitrate + Nitrite, Unpres.
 Laboratory: Pace Analytical Services - Indianapolis
 Associated Lab Samples: 50344928001, 50344928002, 50344928003, 50344928004, 50344928005, 50344928006

METHOD BLANK: 3368214 Matrix: Water
 Associated Lab Samples: 50344928001, 50344928002, 50344928003, 50344928004, 50344928005, 50344928006

Parameter	Units	Blank Result	Reporting Limit	MDL	Analyzed	Qualifiers
Nitrogen, Nitrate	mg/L	ND	0.10	0.011	05/16/23 23:03	
Nitrogen, Nitrite	mg/L	ND	0.10	0.0040	05/16/23 23:03	

LABORATORY CONTROL SAMPLE: 3368215

Parameter	Units	Spike Conc.	LCS Result	LCS % Rec	% Rec Limits	Qualifiers
Nitrogen, Nitrate	mg/L	1	1.0	100	90-110	
Nitrogen, Nitrite	mg/L	1	1.0	100	90-110	

MATRIX SPIKE & MATRIX SPIKE DUPLICATE: 3368216 3368217

Parameter	Units	50344916008 Result	MS Spike Conc.	MSD Spike Conc.	MS Result	MSD Result	MS % Rec	MSD % Rec	% Rec Limits	RPD	Max RPD	Qual
Nitrogen, Nitrate	mg/L	0.39	1	1	1.4	1.4	102	101	90-110	0	20	
Nitrogen, Nitrite	mg/L	ND	1	1	1.0	1.0	101	102	90-110	0	20	

Results presented on this page are in the units indicated by the "Units" column except where an alternate unit is presented to the right of the result.

REPORT OF LABORATORY ANALYSIS

This report shall not be reproduced, except in full,
 without the written consent of Pace Analytical Services, LLC.



QUALITY CONTROL DATA

Project: Harding Street P1R2

Pace Project No.: 50344928

QC Batch: 734645 Analysis Method: EPA 365.1
 QC Batch Method: EPA 365.1 Analysis Description: 365.1 Total Phosphorus
 Laboratory: Pace Analytical Services - Indianapolis
 Associated Lab Samples: 50344928001, 50344928002, 50344928003, 50344928004, 50344928005, 50344928006

METHOD BLANK: 3371440 Matrix: Water
 Associated Lab Samples: 50344928001, 50344928002, 50344928003, 50344928004, 50344928005, 50344928006

Parameter	Units	Blank Result	Reporting Limit	MDL	Analyzed	Qualifiers
Phosphate as P04	mg/L	ND	0.15	0.15	05/31/23 09:10	

LABORATORY CONTROL SAMPLE: 3371441

Parameter	Units	Spike Conc.	LCS Result	LCS % Rec	% Rec Limits	Qualifiers
Phosphate as P04	mg/L		1.5			

MATRIX SPIKE & MATRIX SPIKE DUPLICATE: 3371442 3371443

Parameter	Units	50344928003 Result	MS Spike Conc.	MSD Spike Conc.	MS Result	MSD Result	MS % Rec	MSD % Rec	% Rec Limits	RPD	Max RPD	Qual
Phosphate as P04	mg/L	ND			1.5	1.5				2		

Results presented on this page are in the units indicated by the "Units" column except where an alternate unit is presented to the right of the result.

REPORT OF LABORATORY ANALYSIS

This report shall not be reproduced, except in full, without the written consent of Pace Analytical Services, LLC.



QUALITY CONTROL DATA

Project: Harding Street P1R2

Pace Project No.: 50344928

QC Batch: 735531 Analysis Method: SM 5310C
 QC Batch Method: SM 5310C Analysis Description: 5310C Total Organic Carbon
 Laboratory: Pace Analytical Services - Indianapolis
 Associated Lab Samples: 50344928001, 50344928002, 50344928003, 50344928004, 50344928005, 50344928006

METHOD BLANK: 3375131 Matrix: Water
 Associated Lab Samples: 50344928001, 50344928002, 50344928003, 50344928004, 50344928005, 50344928006

Parameter	Units	Blank Result	Reporting Limit	MDL	Analyzed	Qualifiers
Total Organic Carbon	mg/L	ND	1.0	0.24	05/25/23 21:27	

LABORATORY CONTROL SAMPLE: 3375132

Parameter	Units	Spike Conc.	LCS Result	LCS % Rec	% Rec Limits	Qualifiers
Total Organic Carbon	mg/L	10	10.1	101	90-110	

MATRIX SPIKE & MATRIX SPIKE DUPLICATE: 3375133 3375134

Parameter	Units	50344959010 Result	MS Spike Conc.	MSD Spike Conc.	MS Result	MSD Result	MS % Rec	MSD % Rec	% Rec Limits	RPD	Max RPD	Qual
Total Organic Carbon	mg/L	23.8	160	160	195	196	107	108	80-120	1	20	

MATRIX SPIKE SAMPLE: 3375135

Parameter	Units	50344959011 Result	Spike Conc.	MS Result	MS % Rec	% Rec Limits	Qualifiers
Total Organic Carbon	mg/L	24.7	160	199	109	80-120	

Results presented on this page are in the units indicated by the "Units" column except where an alternate unit is presented to the right of the result.

REPORT OF LABORATORY ANALYSIS

This report shall not be reproduced, except in full, without the written consent of Pace Analytical Services, LLC.



QUALITY CONTROL DATA

Project: Harding Street P1R2

Pace Project No.: 50344928

QC Batch:	735640	Analysis Method:	SM 5310C
QC Batch Method:	SM 5310C	Analysis Description:	5310C Dissolved Organic Carbon
		Laboratory:	Pace Analytical Services - Indianapolis

Associated Lab Samples: 50344928001, 50344928002, 50344928003, 50344928004, 50344928005, 50344928006

METHOD BLANK: 3375482 Matrix: Water

Associated Lab Samples: 50344928001, 50344928002, 50344928003, 50344928004, 50344928005, 50344928006

Parameter	Units	Blank Result	Reporting Limit	MDL	Analyzed	Qualifiers
Dissolved Organic Carbon	mg/L	ND	1.0	0.24	05/24/23 23:51	

LABORATORY CONTROL SAMPLE: 3375483

Parameter	Units	Spike Conc.	LCS Result	LCS % Rec	% Rec Limits	Qualifiers
Dissolved Organic Carbon	mg/L	10	9.1	91	90-110	

MATRIX SPIKE & MATRIX SPIKE DUPLICATE: 3375484 3375485

Parameter	Units	50344607003 Result	MS Spike Conc.	MSD Spike Conc.	MS Result	MSD Result	MS % Rec	MSD % Rec	% Rec Limits	RPD	Max RPD	Qual
Dissolved Organic Carbon	mg/L	0.78J	10	10	8.2	7.9	74	71	80-120	4	20	M3

Results presented on this page are in the units indicated by the "Units" column except where an alternate unit is presented to the right of the result.

REPORT OF LABORATORY ANALYSIS

This report shall not be reproduced, except in full, without the written consent of Pace Analytical Services, LLC.



ANALYTICAL RESULTS - RADIOCHEMISTRY

Project: Harding Street P1R2

Pace Project No.: 50344928

Sample: MW-108S **Lab ID: 50344928001** Collected: 05/16/23 12:44 Received: 05/16/23 14:15 Matrix: Water
 PWS: Site ID: Sample Type:

Parameters	Method	Act ± Unc (MDC) Carr Trac	Units	Analyzed	CAS No.	Qual
	Pace Analytical Services - Greensburg					
Radium-226	EPA 903.1	0.0425 ± 0.322 (0.637) C:NA T:93%	pCi/L	06/13/23 16:50	13982-63-3	
	Pace Analytical Services - Greensburg					
Radium-228	EPA 904.0	0.262 ± 0.283 (0.587) C:84% T:93%	pCi/L	06/01/23 15:31	15262-20-1	
	Pace Analytical Services - Greensburg					
Total Radium	Total Radium Calculation	0.305 ± 0.605 (1.22)	pCi/L	06/13/23 17:57	7440-14-4	

REPORT OF LABORATORY ANALYSIS

This report shall not be reproduced, except in full,
 without the written consent of Pace Analytical Services, LLC.



ANALYTICAL RESULTS - RADIOCHEMISTRY

Project: Harding Street P1R2

Pace Project No.: 50344928

Sample: MW-108D **Lab ID: 50344928002** Collected: 05/16/23 10:44 Received: 05/16/23 14:15 Matrix: Water
PWS: Site ID: Sample Type:

Parameters	Method	Act ± Unc (MDC) Carr Trac	Units	Analyzed	CAS No.	Qual
Pace Analytical Services - Greensburg						
Radium-226	EPA 903.1	0.153 ± 0.233 (0.375) C:NA T:86%	pCi/L	06/13/23 16:50	13982-63-3	
Pace Analytical Services - Greensburg						
Radium-228	EPA 904.0	1.10 ± 0.402 (0.552) C:84% T:86%	pCi/L	06/01/23 15:31	15262-20-1	
Pace Analytical Services - Greensburg						
Total Radium	Total Radium Calculation	1.25 ± 0.635 (0.927)	pCi/L	06/13/23 17:57	7440-14-4	

REPORT OF LABORATORY ANALYSIS

This report shall not be reproduced, except in full, without the written consent of Pace Analytical Services, LLC.



ANALYTICAL RESULTS - RADIOCHEMISTRY

Project: Harding Street P1R2

Pace Project No.: 50344928

Sample: MW-107S **Lab ID: 50344928003** Collected: 05/16/23 12:40 Received: 05/16/23 14:15 Matrix: Water
PWS: Site ID: Sample Type:

Parameters	Method	Act ± Unc (MDC) Carr Trac	Units	Analyzed	CAS No.	Qual
	Pace Analytical Services - Greensburg					
Radium-226	EPA 903.1	0.538 ± 0.422 (0.587) C:NA T:84%	pCi/L	06/13/23 16:50	13982-63-3	
	Pace Analytical Services - Greensburg					
Radium-228	EPA 904.0	1.03 ± 0.438 (0.700) C:83% T:84%	pCi/L	06/01/23 15:31	15262-20-1	
	Pace Analytical Services - Greensburg					
Total Radium	Total Radium Calculation	1.57 ± 0.860 (1.29)	pCi/L	06/13/23 17:57	7440-14-4	

REPORT OF LABORATORY ANALYSIS

This report shall not be reproduced, except in full, without the written consent of Pace Analytical Services, LLC.



ANALYTICAL RESULTS - RADIOCHEMISTRY

Project: Harding Street P1R2

Pace Project No.: 50344928

Sample: MW-1071 **Lab ID: 50344928004** Collected: 05/16/23 11:10 Received: 05/16/23 14:15 Matrix: Water
 PWS: Site ID: Sample Type:

Parameters	Method	Act ± Unc (MDC) Carr Trac	Units	Analyzed	CAS No.	Qual
Pace Analytical Services - Greensburg						
Radium-226	EPA 903.1	0.572 ± 0.472 (0.682) C:NA T:84%	pCi/L	06/13/23 16:50	13982-63-3	
Pace Analytical Services - Greensburg						
Radium-228	EPA 904.0	0.163 ± 0.334 (0.739) C:78% T:84%	pCi/L	06/01/23 15:31	15262-20-1	
Pace Analytical Services - Greensburg						
Total Radium	Total Radium Calculation	0.735 ± 0.806 (1.42)	pCi/L	06/13/23 17:57	7440-14-4	

REPORT OF LABORATORY ANALYSIS

This report shall not be reproduced, except in full,
 without the written consent of Pace Analytical Services, LLC.



ANALYTICAL RESULTS - RADIOCHEMISTRY

Project: Harding Street P1R2

Pace Project No.: 50344928

Sample: MW-107D **Lab ID: 50344928005** Collected: 05/16/23 10:07 Received: 05/16/23 14:15 Matrix: Water
 PWS: Site ID: Sample Type:

Parameters	Method	Act ± Unc (MDC) Carr Trac	Units	Analyzed	CAS No.	Qual
Pace Analytical Services - Greensburg						
Radium-226	EPA 903.1	0.358 ± 0.431 (0.709) C:NA T:86%	pCi/L	06/13/23 16:50	13982-63-3	
Pace Analytical Services - Greensburg						
Radium-228	EPA 904.0	0.365 ± 0.292 (0.568) C:81% T:86%	pCi/L	06/01/23 15:31	15262-20-1	
Pace Analytical Services - Greensburg						
Total Radium	Total Radium Calculation	0.723 ± 0.723 (1.28)	pCi/L	06/13/23 17:57	7440-14-4	

REPORT OF LABORATORY ANALYSIS

This report shall not be reproduced, except in full, without the written consent of Pace Analytical Services, LLC.



ANALYTICAL RESULTS - RADIOCHEMISTRY

Project: Harding Street P1R2

Pace Project No.: 50344928

Sample: DUP-7 **Lab ID: 50344928006** Collected: 05/16/23 08:00 Received: 05/16/23 14:15 Matrix: Water
 PWS: Site ID: Sample Type:

Parameters	Method	Act ± Unc (MDC) Carr Trac	Units	Analyzed	CAS No.	Qual
Pace Analytical Services - Greensburg						
Radium-226	EPA 903.1	0.671 ± 0.503 (0.719) C:NA T:87%	pCi/L	06/13/23 16:50	13982-63-3	
Pace Analytical Services - Greensburg						
Radium-228	EPA 904.0	0.356 ± 0.321 (0.650) C:85% T:87%	pCi/L	06/01/23 15:31	15262-20-1	
Pace Analytical Services - Greensburg						
Total Radium	Total Radium Calculation	1.03 ± 0.824 (1.37)	pCi/L	06/13/23 17:57	7440-14-4	

REPORT OF LABORATORY ANALYSIS

This report shall not be reproduced, except in full, without the written consent of Pace Analytical Services, LLC.



QUALITY CONTROL - RADIOCHEMISTRY

Project: Harding Street P1R2

Pace Project No.: 50344928

QC Batch: 589286

Analysis Method: EPA 903.1

QC Batch Method: EPA 903.1

Analysis Description: 903.1 Radium-226

Laboratory: Pace Analytical Services - Greensburg

Associated Lab Samples: 50344928001, 50344928002, 50344928003, 50344928004, 50344928005, 50344928006

METHOD BLANK: 2863826

Matrix: Water

Associated Lab Samples: 50344928001, 50344928002, 50344928003, 50344928004, 50344928005, 50344928006

Parameter	Act ± Unc (MDC) Carr Trac	Units	Analyzed	Qualifiers
Radium-226	0.000 ± 0.217 (0.441) C:NA T:84%	pCi/L	06/13/23 16:23	

Results presented on this page are in the units indicated by the "Units" column except where an alternate unit is presented to the right of the result.

REPORT OF LABORATORY ANALYSIS

This report shall not be reproduced, except in full, without the written consent of Pace Analytical Services, LLC.



QUALITY CONTROL - RADIOCHEMISTRY

Project: Harding Street P1R2

Pace Project No.: 50344928

QC Batch:	589289	Analysis Method:	EPA 904.0
QC Batch Method:	EPA 904.0	Analysis Description:	904.0 Radium 228
		Laboratory:	Pace Analytical Services - Greensburg

Associated Lab Samples: 50344928001, 50344928002, 50344928003, 50344928004, 50344928005, 50344928006

METHOD BLANK: 2863836 Matrix: Water

Associated Lab Samples: 50344928001, 50344928002, 50344928003, 50344928004, 50344928005, 50344928006

Parameter	Act ± Unc (MDC) Carr Trac	Units	Analyzed	Qualifiers
Radium-228	0.976 ± 0.391 (0.575) C:79% T:84%	pCi/L	06/01/23 12:12	

Results presented on this page are in the units indicated by the "Units" column except where an alternate unit is presented to the right of the result.

REPORT OF LABORATORY ANALYSIS

This report shall not be reproduced, except in full, without the written consent of Pace Analytical Services, LLC.



QUALIFIERS

Project: Harding Street P1R2

Pace Project No.: 50344928

DEFINITIONS

DF - Dilution Factor, if reported, represents the factor applied to the reported data due to dilution of the sample aliquot.

ND - Not Detected at or above adjusted reporting limit.

TNTC - Too Numerous To Count

J - Estimated concentration above the adjusted method detection limit and below the adjusted reporting limit.

MDL - Adjusted Method Detection Limit.

PQL - Practical Quantitation Limit.

RL - Reporting Limit - The lowest concentration value that meets project requirements for quantitative data with known precision and bias for a specific analyte in a specific matrix.

S - Surrogate

1,2-Diphenylhydrazine decomposes to and cannot be separated from Azobenzene using Method 8270. The result for each analyte is a combined concentration.

Consistent with EPA guidelines, unrounded data are displayed and have been used to calculate % recovery and RPD values.

LCS(D) - Laboratory Control Sample (Duplicate)

MS(D) - Matrix Spike (Duplicate)

DUP - Sample Duplicate

RPD - Relative Percent Difference

NC - Not Calculable.

SG - Silica Gel - Clean-Up

U - Indicates the compound was analyzed for, but not detected.

N-Nitrosodiphenylamine decomposes and cannot be separated from Diphenylamine using Method 8270. The result reported for each analyte is a combined concentration.

Reported results are not rounded until the final step prior to reporting. Therefore, calculated parameters that are typically reported as "Total" may vary slightly from the sum of the reported component parameters.

Act - Activity

Unc - Uncertainty: SDWA = 1.96 sigma count uncertainty, all other matrices = Expanded Uncertainty (95% confidence interval).

Gamma Spec = Expanded Uncertainty (95.4% Confidence Interval)

(MDC) - Minimum Detectable Concentration

Trac - Tracer Recovery (%)

Carr - Carrier Recovery (%)

Pace Analytical is TNI accredited. Contact your Pace PM for the current list of accredited analytes.

TNI - The NELAC Institute.

ANALYTE QUALIFIERS

D3 Sample was diluted due to the presence of high levels of non-target analytes or other matrix interference.

H3 Sample was received or analysis requested beyond the recognized method holding time.

M0 Matrix spike recovery and/or matrix spike duplicate recovery was outside laboratory control limits.

M3 Matrix spike recovery was outside laboratory control limits due to matrix interferences.

N2 The lab does not hold NELAC/TNI accreditation for this parameter but other accreditations/certifications may apply. A complete list of accreditations/certifications is available upon request.

P6 Matrix spike recovery was outside laboratory control limits due to a parent sample concentration notably higher than the spike level.

REPORT OF LABORATORY ANALYSIS

This report shall not be reproduced, except in full,
without the written consent of Pace Analytical Services, LLC.



QUALITY CONTROL DATA CROSS REFERENCE TABLE

Project: Harding Street P1R2

Pace Project No.: 50344928

Lab ID	Sample ID	QC Batch Method	QC Batch	Analytical Method	Analytical Batch
50344928001	MW-108S	EPA 9056	735152		
50344928002	MW-108D	EPA 9056	735152		
50344928003	MW-107S	EPA 9056	735152		
50344928004	MW-107I	EPA 9056	735152		
50344928005	MW-107D	EPA 9056	735152		
50344928006	DUP-7	EPA 9056	735152		
50344928001	MW-108S	EPA 3010	735674	EPA 6010	736310
50344928002	MW-108D	EPA 3010	735674	EPA 6010	736310
50344928003	MW-107S	EPA 3010	735674	EPA 6010	736310
50344928004	MW-107I	EPA 3010	735674	EPA 6010	736310
50344928005	MW-107D	EPA 3010	735674	EPA 6010	736310
50344928006	DUP-7	EPA 3010	735674	EPA 6010	736310
50344928001	MW-108S	EPA 3010	735699	EPA 6010	736237
50344928002	MW-108D	EPA 3010	735699	EPA 6010	736237
50344928003	MW-107S	EPA 3010	735699	EPA 6010	736237
50344928004	MW-107I	EPA 3010	735699	EPA 6010	736237
50344928005	MW-107D	EPA 3010	735699	EPA 6010	736237
50344928006	DUP-7	EPA 3010	735699	EPA 6010	736237
50344928001	MW-108S	EPA 200.2	735940	EPA 6020	736160
50344928002	MW-108D	EPA 200.2	735940	EPA 6020	736160
50344928003	MW-107S	EPA 200.2	735940	EPA 6020	736160
50344928004	MW-107I	EPA 200.2	735940	EPA 6020	736160
50344928005	MW-107D	EPA 200.2	735940	EPA 6020	736160
50344928006	DUP-7	EPA 200.2	735940	EPA 6020	736160
50344928001	MW-108S	EPA 7470	735274	EPA 7470	735628
50344928002	MW-108D	EPA 7470	735274	EPA 7470	735628
50344928003	MW-107S	EPA 7470	735274	EPA 7470	735628
50344928004	MW-107I	EPA 7470	735274	EPA 7470	735628
50344928005	MW-107D	EPA 7470	735274	EPA 7470	735628
50344928006	DUP-7	EPA 7470	735274	EPA 7470	735628
50344928001	MW-108S	EPA 903.1	589286		
50344928002	MW-108D	EPA 903.1	589286		
50344928003	MW-107S	EPA 903.1	589286		
50344928004	MW-107I	EPA 903.1	589286		
50344928005	MW-107D	EPA 903.1	589286		
50344928006	DUP-7	EPA 903.1	589286		
50344928001	MW-108S	EPA 904.0	589289		
50344928002	MW-108D	EPA 904.0	589289		
50344928003	MW-107S	EPA 904.0	589289		
50344928004	MW-107I	EPA 904.0	589289		
50344928005	MW-107D	EPA 904.0	589289		
50344928006	DUP-7	EPA 904.0	589289		
50344928001	MW-108S	Total Radium Calculation	594638		
50344928002	MW-108D	Total Radium Calculation	594638		
50344928003	MW-107S	Total Radium Calculation	594638		

REPORT OF LABORATORY ANALYSIS

This report shall not be reproduced, except in full,
without the written consent of Pace Analytical Services, LLC.



QUALITY CONTROL DATA CROSS REFERENCE TABLE

Project: Harding Street P1R2

Pace Project No.: 50344928

Lab ID	Sample ID	QC Batch Method	QC Batch	Analytical Method	Analytical Batch
50344928004	MW-107I	Total Radium Calculation	594638		
50344928005	MW-107D	Total Radium Calculation	594638		
50344928006	DUP-7	Total Radium Calculation	594638		
50344928001	MW-108S	SM 2320B	734915		
50344928002	MW-108D	SM 2320B	734915		
50344928003	MW-107S	SM 2320B	734915		
50344928004	MW-107I	SM 2320B	734915		
50344928005	MW-107D	SM 2320B	734915		
50344928006	DUP-7	SM 2320B	734915		
50344928001	MW-108S	SM 2540C	734931		
50344928002	MW-108D	SM 2540C	734931		
50344928003	MW-107S	SM 2540C	734931		
50344928004	MW-107I	SM 2540C	734931		
50344928005	MW-107D	SM 2540C	734931		
50344928006	DUP-7	SM 2540C	734931		
50344928001	MW-108S	SM 4500-H+B	736503		
50344928002	MW-108D	SM 4500-H+B	736503		
50344928003	MW-107S	SM 4500-H+B	736503		
50344928004	MW-107I	SM 4500-H+B	736503		
50344928005	MW-107D	SM 4500-H+B	736503		
50344928006	DUP-7	SM 4500-H+B	736503		
50344928001	MW-108S	SM 4500-S2-D	734354		
50344928002	MW-108D	SM 4500-S2-D	734354		
50344928003	MW-107S	SM 4500-S2-D	734354		
50344928004	MW-107I	SM 4500-S2-D	734354		
50344928005	MW-107D	SM 4500-S2-D	734354		
50344928006	DUP-7	SM 4500-S2-D	734354		
50344928001	MW-108S	HACH 8146	734177		
50344928002	MW-108D	HACH 8146	734177		
50344928003	MW-107S	HACH 8146	734177		
50344928004	MW-107I	HACH 8146	734177		
50344928005	MW-107D	HACH 8146	734177		
50344928006	DUP-7	HACH 8146	734177		
50344928001	MW-108S	EPA 353.2	733946		
50344928002	MW-108D	EPA 353.2	733946		
50344928003	MW-107S	EPA 353.2	733946		
50344928004	MW-107I	EPA 353.2	733946		
50344928005	MW-107D	EPA 353.2	733946		
50344928006	DUP-7	EPA 353.2	733946		
50344928001	MW-108S	EPA 365.1	734645	EPA 365.1	736773
50344928002	MW-108D	EPA 365.1	734645	EPA 365.1	736773
50344928003	MW-107S	EPA 365.1	734645	EPA 365.1	736773
50344928004	MW-107I	EPA 365.1	734645	EPA 365.1	736773
50344928005	MW-107D	EPA 365.1	734645	EPA 365.1	736773
50344928006	DUP-7	EPA 365.1	734645	EPA 365.1	736773

REPORT OF LABORATORY ANALYSIS

This report shall not be reproduced, except in full, without the written consent of Pace Analytical Services, LLC.



QUALITY CONTROL DATA CROSS REFERENCE TABLE

Project: Harding Street P1R2

Pace Project No.: 50344928

Lab ID	Sample ID	QC Batch Method	QC Batch	Analytical Method	Analytical Batch
50344928001	MW-108S	SM 5310C	735531		
50344928002	MW-108D	SM 5310C	735531		
50344928003	MW-107S	SM 5310C	735531		
50344928004	MW-107I	SM 5310C	735531		
50344928005	MW-107D	SM 5310C	735531		
50344928006	DUP-7	SM 5310C	735531		
50344928001	MW-108S	SM 5310C	735640		
50344928002	MW-108D	SM 5310C	735640		
50344928003	MW-107S	SM 5310C	735640		
50344928004	MW-107I	SM 5310C	735640		
50344928005	MW-107D	SM 5310C	735640		
50344928006	DUP-7	SM 5310C	735640		

REPORT OF LABORATORY ANALYSIS

This report shall not be reproduced, except in full,
without the written consent of Pace Analytical Services, LLC.



SAMPLE CONDITION UPON RECEIPT FORM

Date/Time and Initials of person examining contents: DMP 5/16/23 1451

1. Courier: FED EX UPS CLIENT PACE USPS OTHER _____

2. Custody Seal on Cooler/Box Present: Yes No
 (If yes)Seals Intact: Yes No (leave blank if no seals were present)

3. Thermometer: 1 2 3 4 5 6 ABCDEF 5.1/4.9°C

4. Cooler Temperature(s): 11.9/11.7°C 7.6/7.4°C 7.6/7.4°C
 (Initial/Corrected) RECORD TEMPS OF ALL COOLERS RECEIVED (use Comments below to add more)

5. Packing Material: Bubble Wrap Bubble Bags
 None Other Plastic

6. Ice Type: Wet Blue None

7. If temp. is over 6°C or under 0°C, was the PM notified?: Yes No
 Cooler temp should be above freezing to 6°C

All discrepancies will be written out in the comments section below.

	Yes	No		Yes	No	N/A
USDA Regulated Soils? (HI, ID, NY, WA, OR, CA, NM, TX, OK, AR, LA, TN, AL, MS, NC, SC, GA, FL, or Puerto Rico)		<input checked="" type="checkbox"/>	All containers needing acid/base preservation have been pH CHECKED?: Exceptions: VOA, coliform, LLHg, O&G, RAD CHEM, and any container with a septum cap or preserved with HCl.			
Short Hold Time Analysis (48 hours or less)? Analysis: <u>NO3</u>	<input checked="" type="checkbox"/>		Circle: <u>HNO3 (<2)</u> <u>H2SO4 (<2)</u> <u>NaOH (>10)</u> <u>NaOH/ZnAc (>9)</u> Any non-conformance to pH recommendations will be noted on the container count form	<input checked="" type="checkbox"/>		
Time 5035A TC placed in Freezer or Short Holds To Lab Time: <u>16:35</u>			Residual Chlorine Check (SVOC 625 Pest/PCB 608)	<u>Present</u>	<u>Absent</u>	<u>N/A</u>
Rush TAT Requested (4 days or less):		<input checked="" type="checkbox"/>	Residual Chlorine Check (Total/Amenable/Free Cyanide)			<input checked="" type="checkbox"/>
Custody Signatures Present?	<input checked="" type="checkbox"/>		Headspace Wisconsin Sulfide?			<input checked="" type="checkbox"/>
Containers Intact?:	<input checked="" type="checkbox"/>		Headspace in VOA Vials (>6mm): See Containter Count form for details	<u>Present</u>	<u>Absent</u>	<u>No VOA Vials Sept</u>
Sample Label (IDs/Dates/Times) Match COC?: Except TCs, which only require sample ID	<input checked="" type="checkbox"/>		Trip Blank Present?		<input checked="" type="checkbox"/>	
Extra labels on Terracore Vials? (soils only)		<u>N/A</u>	Trip Blank Custody Seals?:			<input checked="" type="checkbox"/>

COMMENTS:

Sample Container Count

** Place a RED dot on containers that are out of conformance **

COC Line Item	WGUFU	MeOH (only) SBS DI R	VIALS			AMBER GLASS			PLASTIC							OTHER			Matrix	Nitric	Sulfuric	Sodium Hydroxide	Sodium Hydroxide/ZnAc									
			DG9H	VG9H	VOA VIAL HS (>6mm)	VG9U	DG9U	VG9T	AG0U	AG1H	AG1U	AG2U	AG3S	AG3SF	AG3C	BP1U	BP1N	BP2U		BP3U	BP3N	BP3F	BP3S	BP3B	BP3Z	CG3H	CG3F	Syringe Kit	Red	Yellow	Green	Black
1											1	1			2	2	1	1	1	1								WT	✓	✓		✓
2																1	2															
3																2	1															
4																																
5																																
6																																
7																																
8																																
9																																
10																																
11																																
12																																

Container Codes

Glass				Plastic			
DG9H	40mL HCl amber voa vial	BG1T	1L Na Thiosulfate clear glass	BP1B	1L NaOH plastic	BP4U	125mL unpreserved plastic
DG9P	40mL TSP amber vial	BG1U	1L unpreserved glass	BP1N	1L HNO3 plastic	BP4N	125mL HNO3 plastic
DG9S	40mL H2SO4 amber vial	BG3H	250mL HCl Clear Glass	BP1S	1L H2SO4 plastic	BP4S	125mL H2SO4 plastic
DG9T	40mL Na Thio amber vial	BG3U	250mL Unpres Clear Glass	BP1U	1L unpreserved plastic	Miscellaneous	
DG9U	40mL unpreserved amber vial	AG0U	100mL unpres amber glass	BP1Z	1L NaOH, Zn, Ac		
VG9H	40mL HCl clear vial	AG1H	1L HCl amber glass	BP2N	500mL HNO3 plastic	Syringe Kit	LL Cr+6 sampling kit
VG9T	40mL Na Thio. clear vial	AG1S	1L H2SO4 amber glass	BP2C	500mL NaOH plastic	ZPLC	Ziploc Bag
VG9U	40mL unpreserved clear vial	AG1T	1L Na Thiosulfate amber glass	BP2S	500mL H2SO4 plastic	R	Terracore Kit
I	40mL w/hexane wipe vial	AG1U	1liter unpres amber glass	BP2U	500mL unpreserved plastic	SP5T	120mL Coliform Sodium Thiosulfate
WGKU	8oz unpreserved clear jar	AG2N	500mL HNO3 amber glass	BP2Z	500mL NaOH, Zn Ac	GN	General Container
WGFU	4oz clear soil jar	AG2S	500mL H2SO4 amber glass	BP3B	250mL NaOH plastic	U	Summa Can (air sample)
JGFU	4oz unpreserved amber wide	AG2U	500mL unpres amber glass	BP3N	250mL HNO3 plastic	WT	Water
CG3H	250mL clear glass HCl	AG3S	250mL H2SO4 amber glass	BP3F	250mL HNO3 plastic-field filtered	SL	Solid Solid
CG3F	250mL clear glass HCl, Field Filter	AG3SF	250mL H2SO4 amb glass -field filtered	BP3U	250mL unpreserved plastic	OL:	Oil
BG1H	1L HCl clear glass	AG3U	250mL unpres amber glass	BP3S	250mL H2SO4 plastic	NAL	Non-aqueous liquid
BG1S	1L H2SO4 clear glass	AG3C	250mL NaOH amber glass	BP3Z	250mL NaOH, ZnAc plastic	WP	Wipe



August 01, 2023

Mr. Mark Breting
ATC Group Services
7988 Centerpoint Drive
Suite 100
Indianapolis, IN 46256

RE: Project: Harding Street P1R2
Pace Project No.: 50344998

Dear Mr. Breting:

Enclosed are the analytical results for sample(s) received by the laboratory on May 17, 2023. The results relate only to the samples included in this report. Results reported herein conform to the applicable TNI/NELAC Standards and the laboratory's Quality Manual, where applicable, unless otherwise noted in the body of the report.

The test results provided in this final report were generated by each of the following laboratories within the Pace Network:

- Pace Analytical Services - Indianapolis
- Pace Analytical Services - Greensburg

If you have any questions concerning this report, please feel free to contact me.

Sincerely,

Will Statz
will.statz@pacelabs.com
(317)228-3105
Project Manager

Enclosures

cc: Mohammed Bazlamit, Atlas
Mr. Robert Miller, Haley & Aldrich



REPORT OF LABORATORY ANALYSIS

This report shall not be reproduced, except in full,
without the written consent of Pace Analytical Services, LLC.



CERTIFICATIONS

Project: Harding Street P1R2
Pace Project No.: 50344998

Pace Analytical Services Pennsylvania

1638 Roseytown Rd Suites 2,3&4, Greensburg, PA 15601
ANAB DOD-ELAP Rad Accreditation #: L2417
ANABISO/IEC 17025:2017 Rad Cert#: L24170
Alabama Certification #: 41590
Arizona Certification #: AZ0734
Arkansas Certification
California Certification #: 2950
Colorado Certification #: PA01547
Connecticut Certification #: PH-0694
EPA Region 4 DW Rad
Florida/TNI Certification #: E87683
Georgia Certification #: C040
Guam Certification
Hawaii Certification
Idaho Certification
Illinois Certification
Indiana Certification
Iowa Certification #: 391
Kansas Certification #: E-10358
Kentucky Certification #: KY90133
KY WW Permit #: KY0098221
KY WW Permit #: KY0000221
Louisiana DHH/TNI Certification #: LA010
Louisiana DEQ/TNI Certification #: 04086
Maine Certification #: 2023021
Maryland Certification #: 308
Massachusetts Certification #: M-PA1457
Michigan/PADEP Certification #: 9991

Missouri Certification #: 235
Montana Certification #: Cert0082
Nebraska Certification #: NE-OS-29-14
Nevada Certification #: PA014572023-03
New Hampshire/TNI Certification #: 297622
New Jersey/TNI Certification #: PA051
New Mexico Certification #: PA01457
New York/TNI Certification #: 10888
North Carolina Certification #: 42706
North Dakota Certification #: R-190
Ohio EPA Rad Approval: #41249
Oregon/TNI Certification #: PA200002-015
Pennsylvania/TNI Certification #: 65-00282
Puerto Rico Certification #: PA01457
Rhode Island Certification #: 65-00282
South Dakota Certification
Tennessee Certification #: TN02867
Texas/TNI Certification #: T104704188-22-18
Utah/TNI Certification #: PA014572223-14
USDA Soil Permit #: 525-23-67-77263
Vermont Dept. of Health: ID# VT-0282
Virgin Island/PADEP Certification
Virginia/VELAP Certification #: 460198
Washington Certification #: C868
West Virginia DEP Certification #: 143
West Virginia DHHR Certification #: 9964C
Wisconsin Approve List for Rad

Pace Analytical Services Indianapolis

7726 Moller Road, Indianapolis, IN 46268
Illinois Accreditation #: 200074
Indiana Drinking Water Laboratory #: C-49-06
Kansas/TNI Certification #: E-10177
Kentucky UST Agency Interest #: 80226
Kentucky WW Laboratory ID #: 98019
Michigan Drinking Water Laboratory #9050

Ohio VAP Certified Laboratory #: CL0065
Oklahoma Laboratory #: 9204
Texas Certification #: T104704355
Wisconsin Laboratory #: 999788130
USDA Foreign Soil Permit #: 525-23-13-23119
USDA Compliance Agreement #: IN-SL-22-001

REPORT OF LABORATORY ANALYSIS

This report shall not be reproduced, except in full,
without the written consent of Pace Analytical Services, LLC.



SAMPLE SUMMARY

Project: Harding Street P1R2

Pace Project No.: 50344998

Lab ID	Sample ID	Matrix	Date Collected	Date Received
50344998001	MW-104D	Water	05/16/23 11:10	05/17/23 07:49
50344998002	MW-104D MS	Water	05/16/23 11:10	05/17/23 07:49
50344998003	MW-104D MSD	Water	05/16/23 11:10	05/17/23 07:49

REPORT OF LABORATORY ANALYSIS

This report shall not be reproduced, except in full,
without the written consent of Pace Analytical Services, LLC.



SAMPLE ANALYTE COUNT

Project: Harding Street P1R2

Pace Project No.: 50344998

Lab ID	Sample ID	Method	Analysts	Analytes Reported	Laboratory
50344998001	MW-104D	EPA 9056	ADM	3	PASI-I
		EPA 6010	DJS	14	PASI-I
		EPA 6010	JPK	3	PASI-I
		EPA 6020	CAW	7	PASI-I
		EPA 7470	ILP	1	PASI-I
		EPA 903.1	CLM	1	PASI-PA
		EPA 904.0	ZPC	1	PASI-PA
		Total Radium Calculation	JAL	1	PASI-PA
		SM 2320B	DAW	3	PASI-I
		SM 2540C	TRK	1	PASI-I
		SM 4500-H+B	LHZ	1	PASI-I
		SM 4500-S2-D	STS	1	PASI-I
		HACH 8146	BEP	1	PASI-I
		EPA 353.2	ZM	2	PASI-I
		EPA 365.1	YAM	1	PASI-I
		SM 5310C	ATS	1	PASI-I
		50344998002	MW-104D MS	EPA 903.1	CLM
EPA 904.0	ZPC			1	PASI-PA
50344998003	MW-104D MSD	EPA 903.1	CLM	1	PASI-PA
		EPA 904.0	ZPC	1	PASI-PA

PASI-I = Pace Analytical Services - Indianapolis
 PASI-PA = Pace Analytical Services - Greensburg

REPORT OF LABORATORY ANALYSIS

This report shall not be reproduced, except in full,
 without the written consent of Pace Analytical Services, LLC.



SUMMARY OF DETECTION

Project: Harding Street P1R2

Pace Project No.: 50344998

Lab Sample ID Method	Client Sample ID Parameters	Result	Units	Report Limit	Analyzed	Qualifiers
50344998001	MW-104D					
EPA 9056	Chloride	185	mg/L	2.5	05/27/23 03:18	
EPA 9056	Fluoride	0.12	mg/L	0.10	05/27/23 03:00	
EPA 9056	Sulfate	464	mg/L	25.0	05/27/23 03:36	
EPA 6010	Barium	56.8	ug/L	10.0	05/28/23 13:52	
EPA 6010	Boron	2910	ug/L	100	05/28/23 13:52	
EPA 6010	Calcium	245000	ug/L	2000	05/28/23 14:50	
EPA 6010	Iron	1940	ug/L	100	05/28/23 13:52	
EPA 6010	Lithium	44.0	ug/L	20.0	05/28/23 13:52	
EPA 6010	Magnesium	64500	ug/L	1000	05/28/23 13:52	
EPA 6010	Manganese	604	ug/L	10.0	05/28/23 13:52	
EPA 6010	Molybdenum	11.2	ug/L	10.0	05/28/23 13:52	
EPA 6010	Potassium	11500	ug/L	1000	05/28/23 13:52	
EPA 6010	Silica	11500	ug/L	450	05/28/23 13:52	N2
EPA 6010	Sodium	124000	ug/L	1000	05/28/23 13:52	
EPA 6010	Iron, Dissolved	1300	ug/L	100	05/27/23 01:49	
EPA 6010	Manganese, Dissolved	492	ug/L	10.0	05/27/23 01:49	
EPA 6010	Molybdenum, Dissolved	10.7	ug/L	10.0	05/27/23 01:49	
EPA 6020	Arsenic	1.5	ug/L	1.0	05/31/23 00:42	
EPA 6020	Selenium	1.2	ug/L	1.0	05/31/23 00:42	
EPA 903.1	Radium-226	0.741 ± 0.520 (0.664) C:NA T:92%	pCi/L		06/15/23 17:39	
EPA 904.0	Radium-228	1.21 ± 0.587 (1.01) C:66% T:82%	pCi/L		06/12/23 16:47	
Total Radium Calculation	Total Radium	1.95 ± 1.11 (1.67)	pCi/L		06/16/23 17:40	
SM 2320B	Alkalinity, Total as CaCO3	758	mg/L	10.0	05/21/23 05:15	
SM 2320B	Alkalinity, Bicarbonate (CaCO3)	758	mg/L	10.0	05/21/23 05:15	
SM 2540C	Total Dissolved Solids	1380	mg/L	20.0	05/22/23 17:45	
SM 4500-H+B	pH at 25 Degrees C	7.2	Std. Units	0.10	05/30/23 14:33	H3
EPA 353.2	Nitrogen, Nitrate	0.13	mg/L	0.10	05/17/23 22:37	
SM 5310C	Dissolved Organic Carbon	1.6	mg/L	1.0	05/26/23 02:27	
50344998002	MW-104D MS					
EPA 903.1	Radium-226	68.75 %REC ± NA (NA) C:NA T:NA%	pCi/L		06/15/23 17:39	
EPA 904.0	Radium-228	49.94 %REC ± NA (NA) C:NA T:NA	pCi/L		06/12/23 16:47	2d

REPORT OF LABORATORY ANALYSIS

This report shall not be reproduced, except in full,
without the written consent of Pace Analytical Services, LLC.



SUMMARY OF DETECTION

Project: Harding Street P1R2

Pace Project No.: 50344998

Lab Sample ID Method	Client Sample ID Parameters	Result	Units	Report Limit	Analyzed	Qualifiers
50344998003	MW-104D MSD					
EPA 903.1	Radium-226	78.86 %REC 13.70RPD ± NA (NA) C:NA	pCi/L		06/15/23 18:18	
EPA 904.0	Radium-228	53.48 %REC 6.84RPD ± NA (NA) C:NA T:NA	pCi/L		06/12/23 16:47	1d

REPORT OF LABORATORY ANALYSIS

This report shall not be reproduced, except in full,
without the written consent of Pace Analytical Services, LLC.



ANALYTICAL RESULTS

Project: Harding Street P1R2

Pace Project No.: 50344998

Sample: MW-104D Lab ID: 50344998001 Collected: 05/16/23 11:10 Received: 05/17/23 07:49 Matrix: Water

Parameters	Results	Units	Report			Prepared	Analyzed	CAS No.	Qual
			Limit	MDL	DF				
9056 IC Anions									
Analytical Method: EPA 9056									
Pace Analytical Services - Indianapolis									
Chloride	185	mg/L	2.5	0.67	10		05/27/23 03:18	16887-00-6	
Fluoride	0.12	mg/L	0.10	0.017	1		05/27/23 03:00	16984-48-8	
Sulfate	464	mg/L	25.0	8.5	100		05/27/23 03:36	14808-79-8	
6010 MET ICP									
Analytical Method: EPA 6010 Preparation Method: EPA 3010									
Pace Analytical Services - Indianapolis									
Aluminum	ND	ug/L	200	54.4	1	05/25/23 17:45	05/28/23 13:52	7429-90-5	
Barium	56.8	ug/L	10.0	1.3	1	05/25/23 17:45	05/28/23 13:52	7440-39-3	
Boron	2910	ug/L	100	61.4	1	05/25/23 17:45	05/28/23 13:52	7440-42-8	
Cadmium	ND	ug/L	2.0	0.48	1	05/25/23 17:45	05/28/23 13:52	7440-43-9	
Calcium	245000	ug/L	2000	177	2	05/25/23 17:45	05/28/23 14:50	7440-70-2	
Iron	1940	ug/L	100	48.8	1	05/25/23 17:45	05/28/23 13:52	7439-89-6	
Lead	ND	ug/L	10.0	3.9	1	05/25/23 17:45	05/28/23 13:52	7439-92-1	
Lithium	44.0	ug/L	20.0	6.2	1	05/25/23 17:45	05/28/23 13:52	7439-93-2	
Magnesium	64500	ug/L	1000	43.0	1	05/25/23 17:45	05/28/23 13:52	7439-95-4	
Manganese	604	ug/L	10.0	5.4	1	05/25/23 17:45	05/28/23 13:52	7439-96-5	
Molybdenum	11.2	ug/L	10.0	2.0	1	05/25/23 17:45	05/28/23 13:52	7439-98-7	
Potassium	11500	ug/L	1000	200	1	05/25/23 17:45	05/28/23 13:52	7440-09-7	
Silica	11500	ug/L	450		1	05/25/23 17:45	05/28/23 13:52	7631-86-9	N2
Sodium	124000	ug/L	1000	284	1	05/25/23 17:45	05/28/23 13:52	7440-23-5	
6010 MET ICP, Dissolved									
Analytical Method: EPA 6010 Preparation Method: EPA 3010									
Pace Analytical Services - Indianapolis									
Iron, Dissolved	1300	ug/L	100	48.8	1	05/26/23 08:03	05/27/23 01:49	7439-89-6	
Manganese, Dissolved	492	ug/L	10.0	2.5	1	05/26/23 08:03	05/27/23 01:49	7439-96-5	
Molybdenum, Dissolved	10.7	ug/L	10.0	3.7	1	05/26/23 08:03	05/27/23 01:49	7439-98-7	
6020 MET ICPMS									
Analytical Method: EPA 6020 Preparation Method: EPA 200.2									
Pace Analytical Services - Indianapolis									
Antimony	ND	ug/L	1.0	0.036	1	05/26/23 07:28	05/31/23 00:42	7440-36-0	
Arsenic	1.5	ug/L	1.0	0.053	1	05/26/23 07:28	05/31/23 00:42	7440-38-2	
Beryllium	ND	ug/L	0.20	0.028	1	05/26/23 07:28	05/31/23 00:42	7440-41-7	
Chromium	ND	ug/L	10.0	0.13	1	05/26/23 07:28	05/31/23 00:42	7440-47-3	
Cobalt	ND	ug/L	1.0	0.032	1	05/26/23 07:28	05/31/23 00:42	7440-48-4	
Selenium	1.2	ug/L	1.0	0.23	1	05/26/23 07:28	05/31/23 00:42	7782-49-2	
Thallium	ND	ug/L	1.0	0.033	1	05/26/23 07:28	05/31/23 00:42	7440-28-0	
7470 Mercury									
Analytical Method: EPA 7470 Preparation Method: EPA 7470									
Pace Analytical Services - Indianapolis									
Mercury	ND	ug/L	0.20	0.12	1	05/24/23 18:38	05/25/23 07:57	7439-97-6	
2320B Alkalinity									
Analytical Method: SM 2320B									
Pace Analytical Services - Indianapolis									
Alkalinity, Total as CaCO3	758	mg/L	10.0	10.0	1		05/21/23 05:15		

REPORT OF LABORATORY ANALYSIS

This report shall not be reproduced, except in full,
without the written consent of Pace Analytical Services, LLC.



ANALYTICAL RESULTS

Project: Harding Street P1R2

Pace Project No.: 50344998

Sample: MW-104D		Lab ID: 50344998001		Collected: 05/16/23 11:10		Received: 05/17/23 07:49		Matrix: Water	
Parameters	Results	Units	Report Limit	MDL	DF	Prepared	Analyzed	CAS No.	Qual
2320B Alkalinity		Analytical Method: SM 2320B Pace Analytical Services - Indianapolis							
Alkalinity,Bicarbonate (CaCO3)	758	mg/L	10.0	10.0	1		05/21/23 05:15		
Alkalinity,Carbonate (CaCO3)	ND	mg/L	10.0	10.0	1		05/21/23 05:15		
2540C Total Dissolved Solids		Analytical Method: SM 2540C Pace Analytical Services - Indianapolis							
Total Dissolved Solids	1380	mg/L	20.0	20.0	1		05/22/23 17:45		
4500H+ pH, Electrometric		Analytical Method: SM 4500-H+B Pace Analytical Services - Indianapolis							
pH at 25 Degrees C	7.2	Std. Units	0.10	0.10	1		05/30/23 14:33		H3
4500S2D Sulfide Water		Analytical Method: SM 4500-S2-D Pace Analytical Services - Indianapolis							
Sulfide	ND	mg/L	0.10	0.025	1		05/18/23 15:12	18496-25-8	
Iron, Ferrous		Analytical Method: HACH 8146 Pace Analytical Services - Indianapolis							
Iron, Ferrous	ND	mg/L	0.20	0.035	1		05/17/23 16:44	15438-31-0	H3,N2
353.2 Nitrogen, NO2/NO3 unpres		Analytical Method: EPA 353.2 Pace Analytical Services - Indianapolis							
Nitrogen, Nitrate	0.13	mg/L	0.10	0.011	1		05/17/23 22:37	14797-55-8	
Nitrogen, Nitrite	ND	mg/L	0.10	0.0040	1		05/17/23 22:37	14797-65-0	
365.1 Total Phosphorus		Analytical Method: EPA 365.1 Preparation Method: EPA 365.1 Pace Analytical Services - Indianapolis							
Phosphate as P04	ND	mg/L	0.15	0.15	1	05/25/23 11:00	05/30/23 19:14		
5310C TOC		Analytical Method: SM 5310C Pace Analytical Services - Indianapolis							
Total Organic Carbon	ND	mg/L	4.0	0.94	4		05/30/23 16:05	7440-44-0	D3
5310C Dissolved Organic Carbon		Analytical Method: SM 5310C Pace Analytical Services - Indianapolis							
Dissolved Organic Carbon	1.6	mg/L	1.0	0.24	1		05/26/23 02:27		

REPORT OF LABORATORY ANALYSIS

This report shall not be reproduced, except in full,
 without the written consent of Pace Analytical Services, LLC.



QUALITY CONTROL DATA

Project: Harding Street P1R2

Pace Project No.: 50344998

QC Batch: 735152

Analysis Method: EPA 9056

QC Batch Method: EPA 9056

Analysis Description: 9056 IC Anions

Laboratory: Pace Analytical Services - Indianapolis

Associated Lab Samples: 50344998001

METHOD BLANK: 3373608

Matrix: Water

Associated Lab Samples: 50344998001

Parameter	Units	Blank Result	Reporting Limit	MDL	Analyzed	Qualifiers
Chloride	mg/L	ND	0.25	0.067	05/24/23 18:00	
Fluoride	mg/L	ND	0.10	0.017	05/24/23 18:00	
Sulfate	mg/L	ND	0.25	0.085	05/24/23 18:00	

LABORATORY CONTROL SAMPLE: 3373609

Parameter	Units	Spike Conc.	LCS Result	LCS % Rec	% Rec Limits	Qualifiers
Chloride	mg/L	2.5	2.4	97	80-120	
Fluoride	mg/L	1	1.1	109	80-120	
Sulfate	mg/L	5	4.9	98	80-120	

MATRIX SPIKE & MATRIX SPIKE DUPLICATE: 3373610 3373611

Parameter	Units	MS		MSD		MS Result	MSD Result	MS % Rec	MSD % Rec	% Rec Limits	RPD	Max RPD	Qual
		50344998001 Result	Spike Conc.	Spike Conc.	Conc.								
Chloride	mg/L	185	25	25	209	208	100	93	80-120	1	15		
Fluoride	mg/L	0.12	1	1	1.0	1.1	91	94	80-120	3	15		
Sulfate	mg/L	464	500	500	913	917	90	90	80-120	0	15		

Results presented on this page are in the units indicated by the "Units" column except where an alternate unit is presented to the right of the result.

REPORT OF LABORATORY ANALYSIS

This report shall not be reproduced, except in full, without the written consent of Pace Analytical Services, LLC.



QUALITY CONTROL DATA

Project: Harding Street P1R2

Pace Project No.: 50344998

QC Batch: 735276

Analysis Method: EPA 7470

QC Batch Method: EPA 7470

Analysis Description: 7470 Mercury

Laboratory: Pace Analytical Services - Indianapolis

Associated Lab Samples: 50344998001

METHOD BLANK: 3374031

Matrix: Water

Associated Lab Samples: 50344998001

Parameter	Units	Blank Result	Reporting Limit	MDL	Analyzed	Qualifiers
Mercury	ug/L	ND	0.20	0.12	05/25/23 07:40	

LABORATORY CONTROL SAMPLE: 3374032

Parameter	Units	Spike Conc.	LCS Result	LCS % Rec	% Rec Limits	Qualifiers
Mercury	ug/L	5	5.0	100	80-120	

MATRIX SPIKE & MATRIX SPIKE DUPLICATE: 3374033 3374034

Parameter	Units	50344965001		3374034		MS % Rec	MSD % Rec	% Rec Limits	RPD	Max RPD	Qual
		MS Spike Conc.	MSD Spike Conc.	MS Result	MSD Result						
Mercury	ug/L	ND	5	5	4.8	4.7	96	93	75-125	3	20

MATRIX SPIKE & MATRIX SPIKE DUPLICATE: 3374035 3374036

Parameter	Units	50344998001		3374036		MS % Rec	MSD % Rec	% Rec Limits	RPD	Max RPD	Qual
		MS Spike Conc.	MSD Spike Conc.	MS Result	MSD Result						
Mercury	ug/L	ND	5	5	5.0	4.8	98	96	75-125	2	20

Results presented on this page are in the units indicated by the "Units" column except where an alternate unit is presented to the right of the result.

REPORT OF LABORATORY ANALYSIS

This report shall not be reproduced, except in full, without the written consent of Pace Analytical Services, LLC.



QUALITY CONTROL DATA

Project: Harding Street P1R2

Pace Project No.: 50344998

QC Batch: 735674

Analysis Method: EPA 6010

QC Batch Method: EPA 3010

Analysis Description: 6010 MET

Laboratory: Pace Analytical Services - Indianapolis

Associated Lab Samples: 50344998001

METHOD BLANK: 3375705

Matrix: Water

Associated Lab Samples: 50344998001

Parameter	Units	Blank Result	Reporting Limit	MDL	Analyzed	Qualifiers
Aluminum	ug/L	ND	200	54.4	05/28/23 13:15	
Barium	ug/L	ND	10.0	1.3	05/28/23 13:15	
Boron	ug/L	ND	100	61.4	05/28/23 13:15	
Cadmium	ug/L	ND	2.0	0.48	05/28/23 13:15	
Calcium	ug/L	ND	1000	88.4	05/28/23 13:15	
Iron	ug/L	ND	100	48.8	05/28/23 13:15	
Lead	ug/L	ND	10.0	3.9	05/28/23 13:15	
Lithium	ug/L	ND	20.0	6.2	05/28/23 13:15	
Magnesium	ug/L	ND	1000	43.0	05/28/23 13:15	
Manganese	ug/L	ND	10.0	5.4	05/28/23 13:15	
Molybdenum	ug/L	ND	10.0	2.0	05/28/23 13:15	
Potassium	ug/L	ND	1000	200	05/28/23 13:15	
Silica	ug/L	ND	450		05/28/23 13:15	N2
Sodium	ug/L	ND	1000	284	05/28/23 13:15	

LABORATORY CONTROL SAMPLE: 3375706

Parameter	Units	Spike Conc.	LCS Result	LCS % Rec	% Rec Limits	Qualifiers
Aluminum	ug/L	5000	4710	94	80-120	
Barium	ug/L	1000	988	99	80-120	
Boron	ug/L	1000	968	97	80-120	
Cadmium	ug/L	1000	988	99	80-120	
Calcium	ug/L	5000	4980	100	80-120	
Iron	ug/L	2500	2460	99	80-120	
Lead	ug/L	1000	976	98	80-120	
Lithium	ug/L	1000	1000	100	80-120	
Magnesium	ug/L	5000	4930	99	80-120	
Manganese	ug/L	1000	1010	101	80-120	
Molybdenum	ug/L	1000	1010	101	80-120	
Potassium	ug/L	5000	4920	98	80-120	
Silica	ug/L	5350	5460	102	80-120	N2
Sodium	ug/L	5000	5020	100	80-120	

Results presented on this page are in the units indicated by the "Units" column except where an alternate unit is presented to the right of the result.

REPORT OF LABORATORY ANALYSIS

This report shall not be reproduced, except in full, without the written consent of Pace Analytical Services, LLC.



QUALITY CONTROL DATA

Project: Harding Street P1R2

Pace Project No.: 50344998

MATRIX SPIKE & MATRIX SPIKE DUPLICATE: 3375707 3375708														
Parameter	Units	50344998001		MS	MSD	3375708		% Rec	% Rec	% Rec	Limits	RPD	Max RPD	Qual
		Result	Conc.	Spike Conc.	Spike Conc.	MS Result	MSD Result							
Aluminum	ug/L	ND	5000	5000	5340	5090	107	102	75-125	5	20			
Barium	ug/L	56.8	1000	1000	1110	1060	106	100	75-125	5	20			
Boron	ug/L	2910	1000	1000	4060	3880	115	97	75-125	5	20			
Cadmium	ug/L	ND	1000	1000	1070	1030	107	103	75-125	4	20			
Calcium	ug/L	245000	5000	5000	261000	244000	336	-16	75-125	7	20	P6		
Iron	ug/L	1940	2500	2500	4450	4340	100	96	75-125	2	20			
Lead	ug/L	ND	1000	1000	986	955	99	96	75-125	3	20			
Lithium	ug/L	44.0	1000	1000	1160	1100	112	105	75-125	6	20			
Magnesium	ug/L	64500	5000	5000	70800	68800	127	86	75-125	3	20	P6		
Manganese	ug/L	604	1000	1000	1640	1600	104	99	75-125	3	20			
Molybdenum	ug/L	11.2	1000	1000	1090	1040	108	103	75-125	4	20			
Potassium	ug/L	11500	5000	5000	17600	16600	122	101	75-125	6	20			
Silica	ug/L	11500	5350	5350	17500	16700	112	98	75-125	4	20	N2		
Sodium	ug/L	124000	5000	5000	137000	128000	244	74	75-125	6	20	P6		

Results presented on this page are in the units indicated by the "Units" column except where an alternate unit is presented to the right of the result.

REPORT OF LABORATORY ANALYSIS

This report shall not be reproduced, except in full, without the written consent of Pace Analytical Services, LLC.



QUALITY CONTROL DATA

Project: Harding Street P1R2

Pace Project No.: 50344998

QC Batch:	735699	Analysis Method:	EPA 6010
QC Batch Method:	EPA 3010	Analysis Description:	6010 MET Dissolved
		Laboratory:	Pace Analytical Services - Indianapolis

Associated Lab Samples: 50344998001

METHOD BLANK: 3375810 Matrix: Water

Associated Lab Samples: 50344998001

Parameter	Units	Blank Result	Reporting Limit	MDL	Analyzed	Qualifiers
Iron, Dissolved	ug/L	ND	100	48.8	05/27/23 01:30	
Manganese, Dissolved	ug/L	ND	10.0	2.5	05/27/23 01:30	
Molybdenum, Dissolved	ug/L	ND	10.0	3.7	05/27/23 01:30	

LABORATORY CONTROL SAMPLE: 3375811

Parameter	Units	Spike Conc.	LCS Result	LCS % Rec	% Rec Limits	Qualifiers
Iron, Dissolved	ug/L	2500	2490	100	80-120	
Manganese, Dissolved	ug/L	1000	947	95	80-120	
Molybdenum, Dissolved	ug/L	1000	972	97	80-120	

MATRIX SPIKE & MATRIX SPIKE DUPLICATE: 3375812 3375813

Parameter	Units	MS		MSD		MS % Rec	MSD % Rec	% Rec Limits	RPD	Max RPD	Qual
		50344998001 Result	Spike Conc.	Spike Conc.	Result						
Iron, Dissolved	ug/L	1300	2500	2500	3670	3660	95	95	75-125	0	20
Manganese, Dissolved	ug/L	492	1000	1000	1410	1400	91	91	75-125	0	20
Molybdenum, Dissolved	ug/L	10.7	1000	1000	994	1000	98	99	75-125	1	20

Results presented on this page are in the units indicated by the "Units" column except where an alternate unit is presented to the right of the result.

REPORT OF LABORATORY ANALYSIS

This report shall not be reproduced, except in full, without the written consent of Pace Analytical Services, LLC.



QUALITY CONTROL DATA

Project: Harding Street P1R2

Pace Project No.: 50344998

QC Batch: 735940

Analysis Method: EPA 6020

QC Batch Method: EPA 200.2

Analysis Description: 6020 MET

Laboratory: Pace Analytical Services - Indianapolis

Associated Lab Samples: 50344998001

METHOD BLANK: 3376924

Matrix: Water

Associated Lab Samples: 50344998001

Parameter	Units	Blank Result	Reporting Limit	MDL	Analyzed	Qualifiers
Antimony	ug/L	ND	1.0	0.036	05/30/23 18:48	
Arsenic	ug/L	ND	1.0	0.053	05/30/23 18:48	
Beryllium	ug/L	ND	0.20	0.028	05/30/23 18:48	
Chromium	ug/L	ND	10.0	0.13	05/30/23 18:48	
Cobalt	ug/L	ND	1.0	0.032	05/30/23 18:48	
Selenium	ug/L	ND	1.0	0.23	05/30/23 18:48	
Thallium	ug/L	ND	1.0	0.033	05/30/23 18:48	

LABORATORY CONTROL SAMPLE: 3376925

Parameter	Units	Spike Conc.	LCS Result	LCS % Rec	% Rec Limits	Qualifiers
Antimony	ug/L	40	41.5	104	80-120	
Arsenic	ug/L	40	38.8	97	80-120	
Beryllium	ug/L	40	37.9	95	80-120	
Chromium	ug/L	40	39.6	99	80-120	
Cobalt	ug/L	40	39.9	100	80-120	
Selenium	ug/L	40	39.1	98	80-120	
Thallium	ug/L	40	40.7	102	80-120	

MATRIX SPIKE & MATRIX SPIKE DUPLICATE: 3376926 3376927

Parameter	Units	50344998001		3376927		MS Result	MSD Result	MS % Rec	MSD % Rec	% Rec Limits	RPD	Max RPD	Qual
		Result	MS Spike Conc.	MSD Spike Conc.	MS Result								
Antimony	ug/L	ND	40	40	42.6	43.0	106	107	75-125	1	20		
Arsenic	ug/L	1.5	40	40	39.6	40.6	95	98	75-125	2	20		
Beryllium	ug/L	ND	40	40	38.7	39.7	97	99	75-125	3	20		
Chromium	ug/L	ND	40	40	38.1	38.5	95	96	75-125	1	20		
Cobalt	ug/L	ND	40	40	39.0	39.3	96	97	75-125	1	20		
Selenium	ug/L	1.2	40	40	39.4	41.5	95	101	75-125	5	20		
Thallium	ug/L	ND	40	40	41.7	41.9	104	105	75-125	1	20		

Results presented on this page are in the units indicated by the "Units" column except where an alternate unit is presented to the right of the result.

REPORT OF LABORATORY ANALYSIS

This report shall not be reproduced, except in full, without the written consent of Pace Analytical Services, LLC.



QUALITY CONTROL DATA

Project: Harding Street P1R2

Pace Project No.: 50344998

QC Batch:	734921	Analysis Method:	SM 2320B
QC Batch Method:	SM 2320B	Analysis Description:	2320B Alkalinity
		Laboratory:	Pace Analytical Services - Indianapolis

Associated Lab Samples: 50344998001

METHOD BLANK: 3372883 Matrix: Water

Associated Lab Samples: 50344998001

Parameter	Units	Blank Result	Reporting Limit	MDL	Analyzed	Qualifiers
Alkalinity, Total as CaCO3	mg/L	ND	10.0	10.0	05/21/23 05:15	
Alkalinity,Bicarbonate (CaCO3)	mg/L	ND	10.0	10.0	05/21/23 05:15	
Alkalinity,Carbonate (CaCO3)	mg/L	ND	10.0	10.0	05/21/23 05:15	

LABORATORY CONTROL SAMPLE: 3372884

Parameter	Units	Spike Conc.	LCS Result	LCS % Rec	% Rec Limits	Qualifiers
Alkalinity, Total as CaCO3	mg/L	50	53.8	108	90-110	

SAMPLE DUPLICATE: 3372885

Parameter	Units	50344998001 Result	Dup Result	RPD	Max RPD	Qualifiers
Alkalinity, Total as CaCO3	mg/L	758	770	2	20	
Alkalinity,Bicarbonate (CaCO3)	mg/L	758	770	2	20	
Alkalinity,Carbonate (CaCO3)	mg/L	ND	ND		20	

SAMPLE DUPLICATE: 3372886

Parameter	Units	50345068001 Result	Dup Result	RPD	Max RPD	Qualifiers
Alkalinity, Total as CaCO3	mg/L	322	329	2	20	
Alkalinity,Bicarbonate (CaCO3)	mg/L	322	329	2	20	
Alkalinity,Carbonate (CaCO3)	mg/L	ND	ND		20	

Results presented on this page are in the units indicated by the "Units" column except where an alternate unit is presented to the right of the result.

REPORT OF LABORATORY ANALYSIS

This report shall not be reproduced, except in full, without the written consent of Pace Analytical Services, LLC.



QUALITY CONTROL DATA

Project: Harding Street P1R2

Pace Project No.: 50344998

QC Batch:	735123	Analysis Method:	SM 2540C
QC Batch Method:	SM 2540C	Analysis Description:	2540C Total Dissolved Solids
		Laboratory:	Pace Analytical Services - Indianapolis

Associated Lab Samples: 50344998001

METHOD BLANK: 3373495 Matrix: Water

Associated Lab Samples: 50344998001

Parameter	Units	Blank Result	Reporting Limit	MDL	Analyzed	Qualifiers
Total Dissolved Solids	mg/L	ND	10.0	10.0	05/22/23 17:42	

LABORATORY CONTROL SAMPLE: 3373496

Parameter	Units	Spike Conc.	LCS Result	LCS % Rec	% Rec Limits	Qualifiers
Total Dissolved Solids	mg/L	300	298	99	80-120	

SAMPLE DUPLICATE: 3373497

Parameter	Units	50344998001 Result	Dup Result	RPD	Max RPD	Qualifiers
Total Dissolved Solids	mg/L	1380	1400	2	10	

SAMPLE DUPLICATE: 3373498

Parameter	Units	50345068001 Result	Dup Result	RPD	Max RPD	Qualifiers
Total Dissolved Solids	mg/L	1230	1230	0	10	

Results presented on this page are in the units indicated by the "Units" column except where an alternate unit is presented to the right of the result.

REPORT OF LABORATORY ANALYSIS

This report shall not be reproduced, except in full, without the written consent of Pace Analytical Services, LLC.



QUALITY CONTROL DATA

Project: Harding Street P1R2

Pace Project No.: 50344998

QC Batch: 736503

Analysis Method: SM 4500-H+B

QC Batch Method: SM 4500-H+B

Analysis Description: 4500H+B pH

Laboratory: Pace Analytical Services - Indianapolis

Associated Lab Samples: 50344998001

SAMPLE DUPLICATE: 3379499

Parameter	Units	50344962003 Result	Dup Result	RPD	Max RPD	Qualifiers
pH at 25 Degrees C	Std. Units	7.2	7.1	0	2	H3

SAMPLE DUPLICATE: 3379500

Parameter	Units	50344965001 Result	Dup Result	RPD	Max RPD	Qualifiers
pH at 25 Degrees C	Std. Units	7.1	7.1	0	2	H3

SAMPLE DUPLICATE: 3379501

Parameter	Units	50344998001 Result	Dup Result	RPD	Max RPD	Qualifiers
pH at 25 Degrees C	Std. Units	7.2	7.2	0	2	H3

Results presented on this page are in the units indicated by the "Units" column except where an alternate unit is presented to the right of the result.

REPORT OF LABORATORY ANALYSIS

This report shall not be reproduced, except in full,
without the written consent of Pace Analytical Services, LLC.



QUALITY CONTROL DATA

Project: Harding Street P1R2

Pace Project No.: 50344998

QC Batch: 734464

Analysis Method: SM 4500-S2-D

QC Batch Method: SM 4500-S2-D

Analysis Description: 4500S2D Sulfide Water

Laboratory: Pace Analytical Services - Indianapolis

Associated Lab Samples: 50344998001

METHOD BLANK: 3370689

Matrix: Water

Associated Lab Samples: 50344998001

Parameter	Units	Blank Result	Reporting Limit	MDL	Analyzed	Qualifiers
Sulfide	mg/L	ND	0.10	0.025	05/18/23 15:12	

LABORATORY CONTROL SAMPLE: 3370690

Parameter	Units	Spike Conc.	LCS Result	LCS % Rec	% Rec Limits	Qualifiers
Sulfide	mg/L	0.5	0.52	105	90-110	

MATRIX SPIKE & MATRIX SPIKE DUPLICATE: 3370691 3370692

Parameter	Units	50344998001 Result	MS	MSD	MS Result	MSD Result	MS % Rec	MSD % Rec	% Rec Limits	RPD	Max RPD	Qual
			Spike Conc.	Spike Conc.								
Sulfide	mg/L	ND	0.5	0.5	0.42	0.42	84	84	90-110	1	20	M3

MATRIX SPIKE & MATRIX SPIKE DUPLICATE: 3370693 3370694

Parameter	Units	50345068001 Result	MS	MSD	MS Result	MSD Result	MS % Rec	MSD % Rec	% Rec Limits	RPD	Max RPD	Qual
			Spike Conc.	Spike Conc.								
Sulfide	mg/L	ND	0.5	0.5	0.37	0.38	73	75	90-110	3	20	M3

Results presented on this page are in the units indicated by the "Units" column except where an alternate unit is presented to the right of the result.

REPORT OF LABORATORY ANALYSIS

This report shall not be reproduced, except in full, without the written consent of Pace Analytical Services, LLC.



QUALITY CONTROL DATA

Project: Harding Street P1R2

Pace Project No.: 50344998

QC Batch: 734177

Analysis Method: HACH 8146

QC Batch Method: HACH 8146

Analysis Description: Iron, Ferrous

Laboratory: Pace Analytical Services - Indianapolis

Associated Lab Samples: 50344998001

METHOD BLANK: 3369249

Matrix: Water

Associated Lab Samples: 50344998001

Parameter	Units	Blank Result	Reporting Limit	MDL	Analyzed	Qualifiers
Iron, Ferrous	mg/L	ND	0.20	0.035	05/17/23 16:42	H3,N2

LABORATORY CONTROL SAMPLE: 3369250

Parameter	Units	Spike Conc.	LCS Result	LCS % Rec	% Rec Limits	Qualifiers
Iron, Ferrous	mg/L	1	1.1	110	90-110	H3,N2

MATRIX SPIKE & MATRIX SPIKE DUPLICATE: 3369251 3369252

Parameter	Units	50344998001		3369252		MS % Rec	MSD % Rec	% Rec Limits	RPD	Max RPD	Qual	
		MS Spike Conc.	MSD Spike Conc.	MS Result	MSD Result							
Iron, Ferrous	mg/L	ND	1	1	1.1	1.0	101	92	90-110	8	20	H3,N2

Results presented on this page are in the units indicated by the "Units" column except where an alternate unit is presented to the right of the result.

REPORT OF LABORATORY ANALYSIS

This report shall not be reproduced, except in full, without the written consent of Pace Analytical Services, LLC.



QUALITY CONTROL DATA

Project: Harding Street P1R2

Pace Project No.: 50344998

QC Batch:	734242	Analysis Method:	EPA 353.2
QC Batch Method:	EPA 353.2	Analysis Description:	353.2 Nitrate + Nitrite, Unpres.
		Laboratory:	Pace Analytical Services - Indianapolis

Associated Lab Samples: 50344998001

METHOD BLANK: 3369541 Matrix: Water

Associated Lab Samples: 50344998001

Parameter	Units	Blank Result	Reporting Limit	MDL	Analyzed	Qualifiers
Nitrogen, Nitrate	mg/L	ND	0.10	0.011	05/17/23 22:09	
Nitrogen, Nitrite	mg/L	ND	0.10	0.0040	05/17/23 22:09	

LABORATORY CONTROL SAMPLE: 3369542

Parameter	Units	Spike Conc.	LCS Result	LCS % Rec	% Rec Limits	Qualifiers
Nitrogen, Nitrate	mg/L	1	0.98	98	90-110	
Nitrogen, Nitrite	mg/L	1	0.99	99	90-110	

MATRIX SPIKE & MATRIX SPIKE DUPLICATE: 3369543 3369544

Parameter	Units	50345068001 Result	MS Spike Conc.	MSD Spike Conc.	MS Result	MSD Result	MS % Rec	MSD % Rec	% Rec Limits	RPD	Max RPD	Qual
Nitrogen, Nitrate	mg/L	ND	1	1	1.0	1.0	101	101	90-110	1	20	
Nitrogen, Nitrite	mg/L	ND	1	1	1.0	1.0	101	101	90-110	0	20	

MATRIX SPIKE & MATRIX SPIKE DUPLICATE: 3369545 3369546

Parameter	Units	50344998001 Result	MS Spike Conc.	MSD Spike Conc.	MS Result	MSD Result	MS % Rec	MSD % Rec	% Rec Limits	RPD	Max RPD	Qual
Nitrogen, Nitrate	mg/L	0.13	1	1	1.2	1.2	102	104	90-110	2	20	
Nitrogen, Nitrite	mg/L	ND	1	1	1.0	1.0	101	101	90-110	1	20	

Results presented on this page are in the units indicated by the "Units" column except where an alternate unit is presented to the right of the result.

REPORT OF LABORATORY ANALYSIS

This report shall not be reproduced, except in full, without the written consent of Pace Analytical Services, LLC.



QUALITY CONTROL DATA

Project: Harding Street P1R2

Pace Project No.: 50344998

QC Batch: 735788

Analysis Method: EPA 365.1

QC Batch Method: EPA 365.1

Analysis Description: 365.1 Total Phosphorus

Laboratory: Pace Analytical Services - Indianapolis

Associated Lab Samples: 50344998001

METHOD BLANK: 3376251

Matrix: Water

Associated Lab Samples: 50344998001

Parameter	Units	Blank Result	Reporting Limit	MDL	Analyzed	Qualifiers
Phosphate as P04	mg/L	ND	0.15	0.15	05/30/23 19:12	

LABORATORY CONTROL SAMPLE: 3376252

Parameter	Units	Spike Conc.	LCS Result	LCS % Rec	% Rec Limits	Qualifiers
Phosphate as P04	mg/L		1.5			

MATRIX SPIKE & MATRIX SPIKE DUPLICATE: 3376253 3376254

Parameter	Units	50344998001 Result	MS Spike Conc.	MSD Spike Conc.	MS Result	MSD Result	MS % Rec	MSD % Rec	% Rec Limits	RPD	Max RPD	Qual
Phosphate as P04	mg/L	ND			1.4	1.5				6		

Results presented on this page are in the units indicated by the "Units" column except where an alternate unit is presented to the right of the result.

REPORT OF LABORATORY ANALYSIS

This report shall not be reproduced, except in full, without the written consent of Pace Analytical Services, LLC.



QUALITY CONTROL DATA

Project: Harding Street P1R2

Pace Project No.: 50344998

QC Batch: 735864

Analysis Method: SM 5310C

QC Batch Method: SM 5310C

Analysis Description: 5310C Total Organic Carbon

Laboratory: Pace Analytical Services - Indianapolis

Associated Lab Samples: 50344998001

METHOD BLANK: 3376522

Matrix: Water

Associated Lab Samples: 50344998001

Parameter	Units	Blank Result	Reporting Limit	MDL	Analyzed	Qualifiers
Total Organic Carbon	mg/L	ND	1.0	0.24	05/27/23 00:15	

LABORATORY CONTROL SAMPLE: 3376523

Parameter	Units	Spike Conc.	LCS Result	LCS % Rec	% Rec Limits	Qualifiers
Total Organic Carbon	mg/L	10	10.2	102	90-110	

MATRIX SPIKE & MATRIX SPIKE DUPLICATE: 3376524 3376525

Parameter	Units	50344998001		3376524		3376525		% Rec Limits	RPD	Max RPD	Qual
		MS Result	MSD Spike Conc.	MS Result	MSD Spike Conc.	MS Result	MSD Spike Conc.				
Total Organic Carbon	mg/L	ND	10	10	11.6	11.6	100	99	80-120	1	20

MATRIX SPIKE & MATRIX SPIKE DUPLICATE: 3376526 3376527

Parameter	Units	50345068001		3376526		3376527		% Rec Limits	RPD	Max RPD	Qual
		MS Result	MSD Spike Conc.	MS Result	MSD Spike Conc.	MS Result	MSD Spike Conc.				
Total Organic Carbon	mg/L	2.0	10	10	12.2	12.3	101	103	80-120	1	20

Results presented on this page are in the units indicated by the "Units" column except where an alternate unit is presented to the right of the result.

REPORT OF LABORATORY ANALYSIS

This report shall not be reproduced, except in full, without the written consent of Pace Analytical Services, LLC.



QUALITY CONTROL DATA

Project: Harding Street P1R2

Pace Project No.: 50344998

QC Batch: 735872

Analysis Method: SM 5310C

QC Batch Method: SM 5310C

Analysis Description: 5310C Dissolved Organic Carbon

Laboratory: Pace Analytical Services - Indianapolis

Associated Lab Samples: 50344998001

METHOD BLANK: 3376563

Matrix: Water

Associated Lab Samples: 50344998001

Parameter	Units	Blank Result	Reporting Limit	MDL	Analyzed	Qualifiers
Dissolved Organic Carbon	mg/L	ND	1.0	0.24	05/26/23 01:41	

LABORATORY CONTROL SAMPLE: 3376564

Parameter	Units	Spike Conc.	LCS Result	LCS % Rec	% Rec Limits	Qualifiers
Dissolved Organic Carbon	mg/L	10	10.1	101	90-110	

MATRIX SPIKE & MATRIX SPIKE DUPLICATE: 3376565 3376566

Parameter	Units	50344998001		3376565		3376566		% Rec Limits	RPD	Max RPD	Qual	
		MS Result	MSD Spike Conc.	MS Result	MSD Spike Conc.	MS Result	MSD Result					
Dissolved Organic Carbon	mg/L	1.6	10	10	10	11.4	10.6	98	90	80-120	7	20

MATRIX SPIKE & MATRIX SPIKE DUPLICATE: 3376567 3376568

Parameter	Units	50345130011		3376567		3376568		% Rec Limits	RPD	Max RPD	Qual	
		MS Result	MSD Spike Conc.	MS Result	MSD Spike Conc.	MS Result	MSD Result					
Dissolved Organic Carbon	mg/L	3.5	10	10	10	13.8	13.9	103	104	80-120	1	20

MATRIX SPIKE & MATRIX SPIKE DUPLICATE: 3376571 3376572

Parameter	Units	50345068001		3376571		3376572		% Rec Limits	RPD	Max RPD	Qual	
		MS Result	MSD Spike Conc.	MS Result	MSD Spike Conc.	MS Result	MSD Result					
Dissolved Organic Carbon	mg/L	1.7	10	10	10	11.9	11.9	101	102	80-120	0	20

Results presented on this page are in the units indicated by the "Units" column except where an alternate unit is presented to the right of the result.

REPORT OF LABORATORY ANALYSIS

This report shall not be reproduced, except in full, without the written consent of Pace Analytical Services, LLC.



ANALYTICAL RESULTS - RADIOCHEMISTRY

Project: Harding Street P1R2

Pace Project No.: 50344998

Sample: MW-104D **Lab ID: 50344998001** Collected: 05/16/23 11:10 Received: 05/17/23 07:49 Matrix: Water
 PWS: Site ID: Sample Type:

Parameters	Method	Act ± Unc (MDC) Carr Trac	Units	Analyzed	CAS No.	Qual
	Pace Analytical Services - Greensburg					
Radium-226	EPA 903.1	0.741 ± 0.520 (0.664) C:NA T:92%	pCi/L	06/15/23 17:39	13982-63-3	
	Pace Analytical Services - Greensburg					
Radium-228	EPA 904.0	1.21 ± 0.587 (1.01) C:66% T:82%	pCi/L	06/12/23 16:47	15262-20-1	
	Pace Analytical Services - Greensburg					
Total Radium	Total Radium Calculation	1.95 ± 1.11 (1.67)	pCi/L	06/16/23 17:40	7440-14-4	

REPORT OF LABORATORY ANALYSIS

This report shall not be reproduced, except in full, without the written consent of Pace Analytical Services, LLC.



ANALYTICAL RESULTS - RADIOCHEMISTRY

Project: Harding Street P1R2

Pace Project No.: 50344998

Sample: MW-104D MS **Lab ID: 50344998002** Collected: 05/16/23 11:10 Received: 05/17/23 07:49 Matrix: Water
PWS: Site ID: Sample Type:

Parameters	Method	Act ± Unc (MDC) Carr Trac	Units	Analyzed	CAS No.	Qual
	Pace Analytical Services - Greensburg					
Radium-226	EPA 903.1	68.75 %REC ± NA (NA) C:NA T:NA%	pCi/L	06/15/23 17:39	13982-63-3	
	Pace Analytical Services - Greensburg					
Radium-228	EPA 904.0	49.94 %REC ± NA (NA) C:NA T:NA	pCi/L	06/12/23 16:47	15262-20-1	2d

REPORT OF LABORATORY ANALYSIS

This report shall not be reproduced, except in full,
without the written consent of Pace Analytical Services, LLC.



ANALYTICAL RESULTS - RADIOCHEMISTRY

Project: Harding Street P1R2

Pace Project No.: 50344998

Sample: MW-104D MSD **Lab ID: 50344998003** Collected: 05/16/23 11:10 Received: 05/17/23 07:49 Matrix: Water
PWS: Site ID: Sample Type:

Parameters	Method	Act ± Unc (MDC) Carr Trac	Units	Analyzed	CAS No.	Qual
Pace Analytical Services - Greensburg						
Radium-226	EPA 903.1	78.86 %REC 13.70RPD ± NA (NA) C:NA T:NA%	pCi/L	06/15/23 18:18	13982-63-3	
Pace Analytical Services - Greensburg						
Radium-228	EPA 904.0	53.48 %REC 6.84RPD ± NA (NA) C:NA T:NA	pCi/L	06/12/23 16:47	15262-20-1	1d

REPORT OF LABORATORY ANALYSIS

This report shall not be reproduced, except in full,
without the written consent of Pace Analytical Services, LLC.



QUALITY CONTROL - RADIOCHEMISTRY

Project: Harding Street P1R2

Pace Project No.: 50344998

QC Batch: 591545

Analysis Method: EPA 903.1

QC Batch Method: EPA 903.1

Analysis Description: 903.1 Radium-226

Laboratory: Pace Analytical Services - Greensburg

Associated Lab Samples: 50344998001, 50344998002, 50344998003

METHOD BLANK: 2874431

Matrix: Water

Associated Lab Samples: 50344998001, 50344998002, 50344998003

Parameter	Act ± Unc (MDC) Carr Trac	Units	Analyzed	Qualifiers
Radium-226	0.410 ± 0.332 (0.185) C:NA T:96%	pCi/L	06/15/23 17:25	

Results presented on this page are in the units indicated by the "Units" column except where an alternate unit is presented to the right of the result.

REPORT OF LABORATORY ANALYSIS

This report shall not be reproduced, except in full, without the written consent of Pace Analytical Services, LLC.



QUALITY CONTROL - RADIOCHEMISTRY

Project: Harding Street P1R2

Pace Project No.: 50344998

QC Batch: 591547

Analysis Method: EPA 904.0

QC Batch Method: EPA 904.0

Analysis Description: 904.0 Radium 228

Laboratory: Pace Analytical Services - Greensburg

Associated Lab Samples: 50344998001, 50344998002, 50344998003

METHOD BLANK: 2874432

Matrix: Water

Associated Lab Samples: 50344998001, 50344998002, 50344998003

Parameter	Act ± Unc (MDC) Carr Trac	Units	Analyzed	Qualifiers
Radium-228	0.475 ± 0.350 (0.683) C:82% T:86%	pCi/L	06/12/23 12:52	

Results presented on this page are in the units indicated by the "Units" column except where an alternate unit is presented to the right of the result.

REPORT OF LABORATORY ANALYSIS

This report shall not be reproduced, except in full, without the written consent of Pace Analytical Services, LLC.



QUALIFIERS

Project: Harding Street P1R2

Pace Project No.: 50344998

DEFINITIONS

DF - Dilution Factor, if reported, represents the factor applied to the reported data due to dilution of the sample aliquot.

ND - Not Detected at or above adjusted reporting limit.

TNTC - Too Numerous To Count

J - Estimated concentration above the adjusted method detection limit and below the adjusted reporting limit.

MDL - Adjusted Method Detection Limit.

PQL - Practical Quantitation Limit.

RL - Reporting Limit - The lowest concentration value that meets project requirements for quantitative data with known precision and bias for a specific analyte in a specific matrix.

S - Surrogate

1,2-Diphenylhydrazine decomposes to and cannot be separated from Azobenzene using Method 8270. The result for each analyte is a combined concentration.

Consistent with EPA guidelines, unrounded data are displayed and have been used to calculate % recovery and RPD values.

LCS(D) - Laboratory Control Sample (Duplicate)

MS(D) - Matrix Spike (Duplicate)

DUP - Sample Duplicate

RPD - Relative Percent Difference

NC - Not Calculable.

SG - Silica Gel - Clean-Up

U - Indicates the compound was analyzed for, but not detected.

N-Nitrosodiphenylamine decomposes and cannot be separated from Diphenylamine using Method 8270. The result reported for each analyte is a combined concentration.

Reported results are not rounded until the final step prior to reporting. Therefore, calculated parameters that are typically reported as "Total" may vary slightly from the sum of the reported component parameters.

Act - Activity

Unc - Uncertainty: SDWA = 1.96 sigma count uncertainty, all other matrices = Expanded Uncertainty (95% confidence interval).

Gamma Spec = Expanded Uncertainty (95.4% Confidence Interval)

(MDC) - Minimum Detectable Concentration

Trac - Tracer Recovery (%)

Carr - Carrier Recovery (%)

Pace Analytical is TNI accredited. Contact your Pace PM for the current list of accredited analytes.

TNI - The NELAC Institute.

ANALYTE QUALIFIERS

- 1d Matrix spike duplicate recovery is low and outside of the default acceptance criteria for MS recovery. Results reported based on acceptable RPD for the RQS set.
- 2d Matrix spike recovery is low and outside of the default acceptance criteria for MS recovery. Results reported based on acceptable RPD for the RQS set.
- D3 Sample was diluted due to the presence of high levels of non-target analytes or other matrix interference.
- H3 Sample was received or analysis requested beyond the recognized method holding time.
- M3 Matrix spike recovery was outside laboratory control limits due to matrix interferences.
- N2 The lab does not hold NELAC/TNI accreditation for this parameter but other accreditations/certifications may apply. A complete list of accreditations/certifications is available upon request.
- P6 Matrix spike recovery was outside laboratory control limits due to a parent sample concentration notably higher than the spike level.

REPORT OF LABORATORY ANALYSIS

This report shall not be reproduced, except in full,
without the written consent of Pace Analytical Services, LLC.



QUALITY CONTROL DATA CROSS REFERENCE TABLE

Project: Harding Street P1R2

Pace Project No.: 50344998

Lab ID	Sample ID	QC Batch Method	QC Batch	Analytical Method	Analytical Batch
50344998001	MW-104D	EPA 9056	735152		
50344998001	MW-104D	EPA 3010	735674	EPA 6010	736310
50344998001	MW-104D	EPA 3010	735699	EPA 6010	736237
50344998001	MW-104D	EPA 200.2	735940	EPA 6020	736160
50344998001	MW-104D	EPA 7470	735276	EPA 7470	735748
50344998001	MW-104D	EPA 903.1	591545		
50344998002	MW-104D MS	EPA 903.1	591545		
50344998003	MW-104D MSD	EPA 903.1	591545		
50344998001	MW-104D	EPA 904.0	591547		
50344998002	MW-104D MS	EPA 904.0	591547		
50344998003	MW-104D MSD	EPA 904.0	591547		
50344998001	MW-104D	Total Radium Calculation	595618		
50344998001	MW-104D	SM 2320B	734921		
50344998001	MW-104D	SM 2540C	735123		
50344998001	MW-104D	SM 4500-H+B	736503		
50344998001	MW-104D	SM 4500-S2-D	734464		
50344998001	MW-104D	HACH 8146	734177		
50344998001	MW-104D	EPA 353.2	734242		
50344998001	MW-104D	EPA 365.1	735788	EPA 365.1	736589
50344998001	MW-104D	SM 5310C	735864		
50344998001	MW-104D	SM 5310C	735872		

REPORT OF LABORATORY ANALYSIS

This report shall not be reproduced, except in full, without the written consent of Pace Analytical Services, LLC.



SAMPLE CONDITION UPON RECEIPT FORM

Date/Time and Initials of person examining contents: 05/17/23 GRS SML

1. Courier: FED EX UPS CLIENT PACE USPS OTHER _____
2. Custody Seal on Cooler/Box Present: Yes No
 (If yes)Seals Intact: Yes No (leave blank if no seals were present)
3. Thermometer: 1 2 3 4 5 6 A B C D E F
4. Cooler Temperature(s): 4.4/4.5
 (Initial/Corrected) RECORD TEMPS OF ALL COOLERS RECEIVED (use Comments below to add more)

5. Packing Material: Bubble Wrap Bubble Bags
 None Other _____
6. Ice Type: Wet Blue None
7. If temp. is over 6°C or under 0°C, was the PM notified?: Yes No
 Cooler temp should be above freezing to 6°C

All discrepancies will be written out in the comments section below.

	Yes	No		Yes	No	N/A
USDA Regulated Soils? (HI, ID, NY, WA, OR, CA, NM, TX, OK, AR, LA, TN, AL, MS, NC, SC, GA, FL, or Puerto Rico)		/	All containers needing acid/base preservation have been pH CHECKED?: Exceptions: VOA, coliform, LLHg, O&G, RAD CHEM, and any container with a septum cap or preserved with HCl.			
Short Hold Time Analysis (48 hours or less)? Analysis: <u>NO3</u>	/		Circle: <u>HNO3 (<2)</u> <u>H2SO4 (<2)</u> NaOH (>10) NaOH/ZnAc (>9) Any non-conformance to pH recommendations will be noted on the container count form	/		
Time 5035A TC placed in Freezer or Short Holds To Lab Time:			Residual Chlorine Check (SVOC 625 Pest/PCB 608)	Present	Absent	N/A
Rush TAT Requested (4 days or less):		/	Residual Chlorine Check (Total/Amenable/Free Cyanide)			/
Custody Signatures Present?	/		Headspace Wisconsin Sulfide?			/
Containers Intact?:	/		Headspace in VOA Vials (>6mm): See Container Count form for details	Present	Absent	No VOA Vials Sent
Sample Label (IDs/Dates/Times) Match COC?: Except TCs, which only require sample ID	/		Trip Blank Present?		/	
Extra labels on Terracore Vials? (soils only)		/	Trip Blank Custody Seals?:			/

COMMENTS:



August 01, 2023

Mr. Mark Breting
ATC Group Services
7988 Centerpoint Drive
Suite 100
Indianapolis, IN 46256

RE: Project: Harding Street P1R2
Pace Project No.: 50345068

Dear Mr. Breting:

Enclosed are the analytical results for sample(s) received by the laboratory on May 17, 2023. The results relate only to the samples included in this report. Results reported herein conform to the applicable TNI/NELAC Standards and the laboratory's Quality Manual, where applicable, unless otherwise noted in the body of the report.

The test results provided in this final report were generated by each of the following laboratories within the Pace Network:

- Pace Analytical Services - Indianapolis
- Pace Analytical Services - Greensburg

If you have any questions concerning this report, please feel free to contact me.

Sincerely,

Will Statz
will.statz@pacelabs.com
(317)228-3105
Project Manager

Enclosures

cc: Mohammed Bazlamit, Atlas
Mr. Robert Miller, Haley & Aldrich



REPORT OF LABORATORY ANALYSIS

This report shall not be reproduced, except in full,
without the written consent of Pace Analytical Services, LLC.



CERTIFICATIONS

Project: Harding Street P1R2

Pace Project No.: 50345068

Pace Analytical Services Pennsylvania

1638 Roseytown Rd Suites 2,3&4, Greensburg, PA 15601
 ANAB DOD-ELAP Rad Accreditation #: L2417
 ANABISO/IEC 17025:2017 Rad Cert#: L24170
 Alabama Certification #: 41590
 Arizona Certification #: AZ0734
 Arkansas Certification
 California Certification #: 2950
 Colorado Certification #: PA01547
 Connecticut Certification #: PH-0694
 EPA Region 4 DW Rad
 Florida/TNI Certification #: E87683
 Georgia Certification #: C040
 Guam Certification
 Hawaii Certification
 Idaho Certification
 Illinois Certification
 Indiana Certification
 Iowa Certification #: 391
 Kansas Certification #: E-10358
 Kentucky Certification #: KY90133
 KY WW Permit #: KY0098221
 KY WW Permit #: KY0000221
 Louisiana DHH/TNI Certification #: LA010
 Louisiana DEQ/TNI Certification #: 04086
 Maine Certification #: 2023021
 Maryland Certification #: 308
 Massachusetts Certification #: M-PA1457
 Michigan/PADEP Certification #: 9991

Missouri Certification #: 235
 Montana Certification #: Cert0082
 Nebraska Certification #: NE-OS-29-14
 Nevada Certification #: PA014572023-03
 New Hampshire/TNI Certification #: 297622
 New Jersey/TNI Certification #: PA051
 New Mexico Certification #: PA01457
 New York/TNI Certification #: 10888
 North Carolina Certification #: 42706
 North Dakota Certification #: R-190
 Ohio EPA Rad Approval: #41249
 Oregon/TNI Certification #: PA200002-015
 Pennsylvania/TNI Certification #: 65-00282
 Puerto Rico Certification #: PA01457
 Rhode Island Certification #: 65-00282
 South Dakota Certification
 Tennessee Certification #: TN02867
 Texas/TNI Certification #: T104704188-22-18
 Utah/TNI Certification #: PA014572223-14
 USDA Soil Permit #: 525-23-67-77263
 Vermont Dept. of Health: ID# VT-0282
 Virgin Island/PADEP Certification
 Virginia/VELAP Certification #: 460198
 Washington Certification #: C868
 West Virginia DEP Certification #: 143
 West Virginia DHHR Certification #: 9964C
 Wisconsin Approve List for Rad

Pace Analytical Services Indianapolis

7726 Moller Road, Indianapolis, IN 46268
 Illinois Accreditation #: 200074
 Indiana Drinking Water Laboratory #: C-49-06
 Kansas/TNI Certification #: E-10177
 Kentucky UST Agency Interest #: 80226
 Kentucky WW Laboratory ID #: 98019
 Michigan Drinking Water Laboratory #9050

Ohio VAP Certified Laboratory #: CL0065
 Oklahoma Laboratory #: 9204
 Texas Certification #: T104704355
 Wisconsin Laboratory #: 999788130
 USDA Foreign Soil Permit #: 525-23-13-23119
 USDA Compliance Agreement #: IN-SL-22-001

REPORT OF LABORATORY ANALYSIS

This report shall not be reproduced, except in full,
 without the written consent of Pace Analytical Services, LLC.



SAMPLE SUMMARY

Project: Harding Street P1R2
Pace Project No.: 50345068

Lab ID	Sample ID	Matrix	Date Collected	Date Received
50345068001	PZ-101S	Water	05/16/23 11:00	05/17/23 14:55
50345068002	PZ-101D	Water	05/16/23 13:43	05/17/23 14:55
50345068003	PZ-101S MS	Water	05/16/23 11:00	05/17/23 14:55
50345068004	PZ-101S MSD	Water	05/16/23 11:00	05/17/23 14:55

REPORT OF LABORATORY ANALYSIS

This report shall not be reproduced, except in full,
without the written consent of Pace Analytical Services, LLC.



SAMPLE ANALYTE COUNT

Project: Harding Street P1R2

Pace Project No.: 50345068

Lab ID	Sample ID	Method	Analysts	Analytes Reported	Laboratory		
50345068001	PZ-101S	EPA 9056	RID	3	PASI-I		
		EPA 6010	MTM	14	PASI-I		
		EPA 6010	JPK	3	PASI-I		
		EPA 6020	CAW	7	PASI-I		
		EPA 7470	ILP	1	PASI-I		
		EPA 903.1	CLM	1	PASI-PA		
		EPA 904.0	ZPC	1	PASI-PA		
		Total Radium Calculation	JAL	1	PASI-PA		
		SM 2320B	DAW	3	PASI-I		
		SM 2540C	TRK	1	PASI-I		
		SM 4500-H+B	LHZ	1	PASI-I		
		SM 4500-S2-D	STS	1	PASI-I		
		HACH 8146	BEP	1	PASI-I		
		EPA 353.2	ZM	2	PASI-I		
		EPA 365.1	YAM	1	PASI-I		
		SM 5310C	ATS	1	PASI-I		
		SM 5310C	ATS	1	PASI-I		
		50345068002	PZ-101D	EPA 9056	RID	3	PASI-I
				EPA 6010	MTM	14	PASI-I
				EPA 6010	JPK	3	PASI-I
EPA 6020	CAW			7	PASI-I		
EPA 7470	ILP			1	PASI-I		
EPA 903.1	CLM			1	PASI-PA		
EPA 904.0	ZPC			1	PASI-PA		
Total Radium Calculation	JAL			1	PASI-PA		
SM 2320B	DAW			3	PASI-I		
SM 2540C	TRK			1	PASI-I		
SM 4500-H+B	LHZ			1	PASI-I		
SM 4500-S2-D	STS			1	PASI-I		
HACH 8146	BEP			1	PASI-I		
EPA 353.2	ZM			2	PASI-I		
EPA 365.1	YAM			1	PASI-I		
SM 5310C	ATS			1	PASI-I		
SM 5310C	ATS			1	PASI-I		
50345068003	PZ-101S MS			EPA 903.1	CLM	1	PASI-PA
				EPA 904.0	ZPC	1	PASI-PA
50345068004	PZ-101S MSD			EPA 903.1	CLM	1	PASI-PA

REPORT OF LABORATORY ANALYSIS

This report shall not be reproduced, except in full, without the written consent of Pace Analytical Services, LLC.



SAMPLE ANALYTE COUNT

Project: Harding Street P1R2

Pace Project No.: 50345068

Lab ID	Sample ID	Method	Analysts	Analytes Reported	Laboratory
		EPA 904.0	ZPC	1	PASI-PA

PASI-I = Pace Analytical Services - Indianapolis

PASI-PA = Pace Analytical Services - Greensburg

REPORT OF LABORATORY ANALYSIS

This report shall not be reproduced, except in full,
without the written consent of Pace Analytical Services, LLC.



SUMMARY OF DETECTION

Project: Harding Street P1R2
 Pace Project No.: 50345068

Lab Sample ID	Client Sample ID	Result	Units	Report Limit	Analyzed	Qualifiers
Method	Parameters					
50345068001	PZ-101S					
EPA 9056	Chloride	162	mg/L	25.0	06/01/23 12:54	
EPA 9056	Fluoride	0.20	mg/L	0.10	06/01/23 12:35	
EPA 9056	Sulfate	492	mg/L	25.0	06/01/23 12:54	
EPA 6010	Barium	139	ug/L	10.0	05/27/23 17:57	
EPA 6010	Boron	4290	ug/L	100	05/27/23 17:57	
EPA 6010	Calcium	216000	ug/L	2000	05/27/23 18:52	
EPA 6010	Iron	5620	ug/L	100	05/27/23 17:57	
EPA 6010	Lithium	62.6	ug/L	20.0	05/27/23 17:57	
EPA 6010	Magnesium	41300	ug/L	1000	05/27/23 17:57	
EPA 6010	Manganese	637	ug/L	10.0	05/27/23 17:57	
EPA 6010	Molybdenum	117	ug/L	10.0	05/27/23 17:57	
EPA 6010	Potassium	13600	ug/L	1000	05/27/23 17:57	
EPA 6010	Silica	12700	ug/L	450	05/27/23 17:57	N2
EPA 6010	Sodium	117000	ug/L	1000	05/27/23 17:57	
EPA 6010	Iron, Dissolved	6040	ug/L	100	05/31/23 00:14	
EPA 6010	Manganese, Dissolved	657	ug/L	10.0	05/31/23 00:14	
EPA 6010	Molybdenum, Dissolved	111	ug/L	10.0	05/31/23 00:14	
EPA 6020	Arsenic	15.6	ug/L	1.0	05/31/23 00:09	
EPA 903.1	Radium-226	0.312 ± 0.505 (0.879)	pCi/L		06/19/23 14:12	
EPA 904.0	Radium-228	C:NA T:94% 1.14 ± 0.437 (0.657)	pCi/L		06/14/23 11:40	
		C:83% T:86%				
Total Radium Calculation	Total Radium	1.45 ± 0.942 (1.54)	pCi/L		06/19/23 17:13	
SM 2320B	Alkalinity, Total as CaCO3	322	mg/L	10.0	05/21/23 05:15	
SM 2320B	Alkalinity,Bicarbonate (CaCO3)	322	mg/L	10.0	05/21/23 05:15	
SM 2540C	Total Dissolved Solids	1230	mg/L	20.0	05/22/23 17:49	
SM 4500-H+B	pH at 25 Degrees C	7.4	Std. Units	0.10	05/30/23 17:24	H3
EPA 365.1	Phosphate as P04	0.29	mg/L	0.15	05/31/23 10:37	
SM 5310C	Total Organic Carbon	2.0	mg/L	1.0	05/27/23 02:50	
SM 5310C	Dissolved Organic Carbon	1.7	mg/L	1.0	05/26/23 08:13	
50345068002	PZ-101D					
EPA 9056	Chloride	172	mg/L	25.0	06/01/23 13:30	
EPA 9056	Fluoride	0.25	mg/L	0.10	06/01/23 13:12	
EPA 9056	Sulfate	463	mg/L	25.0	06/01/23 13:30	
EPA 6010	Barium	80.3	ug/L	10.0	05/27/23 18:12	
EPA 6010	Boron	4940	ug/L	100	05/27/23 18:12	
EPA 6010	Calcium	223000	ug/L	2000	05/27/23 19:07	
EPA 6010	Iron	3030	ug/L	100	05/27/23 18:12	
EPA 6010	Lithium	75.9	ug/L	20.0	05/27/23 18:12	
EPA 6010	Magnesium	35300	ug/L	1000	05/27/23 18:12	
EPA 6010	Manganese	336	ug/L	10.0	05/27/23 18:12	
EPA 6010	Molybdenum	173	ug/L	10.0	05/27/23 18:12	

REPORT OF LABORATORY ANALYSIS

This report shall not be reproduced, except in full,
 without the written consent of Pace Analytical Services, LLC.



SUMMARY OF DETECTION

Project: Harding Street P1R2
 Pace Project No.: 50345068

Lab Sample ID Method	Client Sample ID Parameters	Result	Units	Report Limit	Analyzed	Qualifiers
50345068002	PZ-101D					
EPA 6010	Potassium	19600	ug/L	1000	05/27/23 18:12	
EPA 6010	Silica	11800	ug/L	450	05/27/23 18:12	N2
EPA 6010	Sodium	140000	ug/L	1000	05/27/23 18:12	
EPA 6010	Iron, Dissolved	3100	ug/L	100	05/31/23 00:29	
EPA 6010	Manganese, Dissolved	336	ug/L	10.0	05/31/23 00:29	
EPA 6010	Molybdenum, Dissolved	171	ug/L	10.0	05/31/23 00:29	
EPA 6020	Arsenic	4.5	ug/L	1.0	05/31/23 00:19	
EPA 903.1	Radium-226	0.618 ± 0.745 (1.22) C:NA T:96%	pCi/L		06/19/23 14:12	
EPA 904.0	Radium-228	0.596 ± 0.377 (0.712) C:81% T:88%	pCi/L		06/14/23 11:40	
Total Radium Calculation	Total Radium	1.21 ± 1.12 (1.93)	pCi/L		06/19/23 17:13	
SM 2320B	Alkalinity, Total as CaCO3	295	mg/L	10.0	05/21/23 05:15	
SM 2320B	Alkalinity,Bicarbonate (CaCO3)	295	mg/L	10.0	05/21/23 05:15	
SM 2540C	Total Dissolved Solids	1290	mg/L	20.0	05/22/23 18:44	
SM 4500-H+B	pH at 25 Degrees C	7.7	Std. Units	0.10	05/30/23 17:26	H3
EPA 365.1	Phosphate as P04	0.17	mg/L	0.15	05/31/23 10:40	
SM 5310C	Dissolved Organic Carbon	1.5	mg/L	1.0	05/27/23 12:24	
50345068003	PZ-101S MS					
EPA 903.1	Radium-226	88.85 %REC ± NA (NA) C:NA T:NA	pCi/L		06/19/23 14:12	
EPA 904.0	Radium-228	73.94 %REC ± NA (NA) C:NA T:NA	pCi/L		06/14/23 11:41	
50345068004	PZ-101S MSD					
EPA 903.1	Radium-226	97.73 %REC 9.52RPD ± NA (NA) C:NA T:NA	pCi/L		06/19/23 14:12	
EPA 904.0	Radium-228	81.95 %REC 10.27RPD ± NA (NA) C:NA T:NA	pCi/L		06/14/23 11:41	

REPORT OF LABORATORY ANALYSIS

This report shall not be reproduced, except in full,
 without the written consent of Pace Analytical Services, LLC.



ANALYTICAL RESULTS

Project: Harding Street P1R2

Pace Project No.: 50345068

Sample: PZ-101S Lab ID: 50345068001 Collected: 05/16/23 11:00 Received: 05/17/23 14:55 Matrix: Water

Parameters	Results	Units	Report			Prepared	Analyzed	CAS No.	Qual
			Limit	MDL	DF				
9056 IC Anions									
Analytical Method: EPA 9056									
Pace Analytical Services - Indianapolis									
Chloride	162	mg/L	25.0	6.7	100		06/01/23 12:54	16887-00-6	
Fluoride	0.20	mg/L	0.10	0.017	1		06/01/23 12:35	16984-48-8	
Sulfate	492	mg/L	25.0	8.5	100		06/01/23 12:54	14808-79-8	
6010 MET ICP									
Analytical Method: EPA 6010 Preparation Method: EPA 3010									
Pace Analytical Services - Indianapolis									
Aluminum	ND	ug/L	200	55.4	1	05/26/23 16:19	05/27/23 17:57	7429-90-5	
Barium	139	ug/L	10.0	2.1	1	05/26/23 16:19	05/27/23 17:57	7440-39-3	
Boron	4290	ug/L	100	37.6	1	05/26/23 16:19	05/27/23 17:57	7440-42-8	
Cadmium	ND	ug/L	2.0	0.66	1	05/26/23 16:19	05/27/23 17:57	7440-43-9	
Calcium	216000	ug/L	2000	326	2	05/26/23 16:19	05/27/23 18:52	7440-70-2	
Iron	5620	ug/L	100	48.8	1	05/26/23 16:19	05/27/23 17:57	7439-89-6	
Lead	ND	ug/L	10.0	2.6	1	05/26/23 16:19	05/27/23 17:57	7439-92-1	
Lithium	62.6	ug/L	20.0	6.2	1	05/26/23 16:19	05/27/23 17:57	7439-93-2	
Magnesium	41300	ug/L	1000	71.8	1	05/26/23 16:19	05/27/23 17:57	7439-95-4	
Manganese	637	ug/L	10.0	2.5	1	05/26/23 16:19	05/27/23 17:57	7439-96-5	
Molybdenum	117	ug/L	10.0	3.7	1	05/26/23 16:19	05/27/23 17:57	7439-98-7	
Potassium	13600	ug/L	1000	281	1	05/26/23 16:19	05/27/23 17:57	7440-09-7	
Silica	12700	ug/L	450		1	05/26/23 16:19	05/27/23 17:57	7631-86-9	N2
Sodium	117000	ug/L	1000	214	1	05/26/23 16:19	05/27/23 17:57	7440-23-5	
6010 MET ICP, Dissolved									
Analytical Method: EPA 6010 Preparation Method: EPA 3010									
Pace Analytical Services - Indianapolis									
Iron, Dissolved	6040	ug/L	100	48.8	1	05/30/23 08:11	05/31/23 00:14	7439-89-6	
Manganese, Dissolved	657	ug/L	10.0	2.5	1	05/30/23 08:11	05/31/23 00:14	7439-96-5	
Molybdenum, Dissolved	111	ug/L	10.0	3.7	1	05/30/23 08:11	05/31/23 00:14	7439-98-7	
6020 MET ICPMS									
Analytical Method: EPA 6020 Preparation Method: EPA 200.2									
Pace Analytical Services - Indianapolis									
Antimony	ND	ug/L	1.0	0.036	1	05/27/23 06:25	05/31/23 00:09	7440-36-0	
Arsenic	15.6	ug/L	1.0	0.053	1	05/27/23 06:25	05/31/23 00:09	7440-38-2	
Beryllium	ND	ug/L	0.20	0.028	1	05/27/23 06:25	05/31/23 00:09	7440-41-7	
Chromium	ND	ug/L	10.0	0.13	1	05/27/23 06:25	05/31/23 00:09	7440-47-3	
Cobalt	ND	ug/L	1.0	0.032	1	05/27/23 06:25	05/31/23 00:09	7440-48-4	
Selenium	ND	ug/L	1.0	0.23	1	05/27/23 06:25	05/31/23 00:09	7782-49-2	
Thallium	ND	ug/L	1.0	0.033	1	05/27/23 06:25	05/31/23 00:09	7440-28-0	
7470 Mercury									
Analytical Method: EPA 7470 Preparation Method: EPA 7470									
Pace Analytical Services - Indianapolis									
Mercury	ND	ug/L	0.20	0.12	1	05/24/23 18:38	05/25/23 16:39	7439-97-6	
2320B Alkalinity									
Analytical Method: SM 2320B									
Pace Analytical Services - Indianapolis									
Alkalinity, Total as CaCO3	322	mg/L	10.0	10.0	1		05/21/23 05:15		

REPORT OF LABORATORY ANALYSIS

This report shall not be reproduced, except in full,
without the written consent of Pace Analytical Services, LLC.



ANALYTICAL RESULTS

Project: Harding Street P1R2

Pace Project No.: 50345068

Sample: PZ-101S		Lab ID: 50345068001		Collected: 05/16/23 11:00	Received: 05/17/23 14:55	Matrix: Water			
Parameters	Results	Units	Report Limit	MDL	DF	Prepared	Analyzed	CAS No.	Qual
2320B Alkalinity		Analytical Method: SM 2320B Pace Analytical Services - Indianapolis							
Alkalinity,Bicarbonate (CaCO3)	322	mg/L	10.0	10.0	1		05/21/23 05:15		
Alkalinity,Carbonate (CaCO3)	ND	mg/L	10.0	10.0	1		05/21/23 05:15		
2540C Total Dissolved Solids		Analytical Method: SM 2540C Pace Analytical Services - Indianapolis							
Total Dissolved Solids	1230	mg/L	20.0	20.0	1		05/22/23 17:49		
4500H+ pH, Electrometric		Analytical Method: SM 4500-H+B Pace Analytical Services - Indianapolis							
pH at 25 Degrees C	7.4	Std. Units	0.10	0.10	1		05/30/23 17:24		H3
4500S2D Sulfide Water		Analytical Method: SM 4500-S2-D Pace Analytical Services - Indianapolis							
Sulfide	ND	mg/L	0.10	0.025	1		05/18/23 15:12	18496-25-8	
Iron, Ferrous		Analytical Method: HACH 8146 Pace Analytical Services - Indianapolis							
Iron, Ferrous	ND	mg/L	0.20	0.035	1		05/19/23 14:04	15438-31-0	H3,N2
353.2 Nitrogen, NO2/NO3 unpres		Analytical Method: EPA 353.2 Pace Analytical Services - Indianapolis							
Nitrogen, Nitrate	ND	mg/L	0.10	0.011	1		05/17/23 22:29	14797-55-8	
Nitrogen, Nitrite	ND	mg/L	0.10	0.0040	1		05/17/23 22:29	14797-65-0	
365.1 Total Phosphorus		Analytical Method: EPA 365.1 Preparation Method: EPA 365.1 Pace Analytical Services - Indianapolis							
Phosphate as P04	0.29	mg/L	0.15	0.15	1	05/25/23 12:30	05/31/23 10:37		
5310C TOC		Analytical Method: SM 5310C Pace Analytical Services - Indianapolis							
Total Organic Carbon	2.0	mg/L	1.0	0.24	1		05/27/23 02:50	7440-44-0	
5310C Dissolved Organic Carbon		Analytical Method: SM 5310C Pace Analytical Services - Indianapolis							
Dissolved Organic Carbon	1.7	mg/L	1.0	0.24	1		05/26/23 08:13		

REPORT OF LABORATORY ANALYSIS

This report shall not be reproduced, except in full,
 without the written consent of Pace Analytical Services, LLC.



ANALYTICAL RESULTS

Project: Harding Street P1R2

Pace Project No.: 50345068

Sample: PZ-101D **Lab ID: 50345068002** Collected: 05/16/23 13:43 Received: 05/17/23 14:55 Matrix: Water

Parameters	Results	Units	Report Limit	MDL	DF	Prepared	Analyzed	CAS No.	Qual
9056 IC Anions									
Analytical Method: EPA 9056									
Pace Analytical Services - Indianapolis									
Chloride	172	mg/L	25.0	6.7	100		06/01/23 13:30	16887-00-6	
Fluoride	0.25	mg/L	0.10	0.017	1		06/01/23 13:12	16984-48-8	
Sulfate	463	mg/L	25.0	8.5	100		06/01/23 13:30	14808-79-8	
6010 MET ICP									
Analytical Method: EPA 6010 Preparation Method: EPA 3010									
Pace Analytical Services - Indianapolis									
Aluminum	ND	ug/L	200	55.4	1	05/26/23 16:19	05/27/23 18:12	7429-90-5	
Barium	80.3	ug/L	10.0	2.1	1	05/26/23 16:19	05/27/23 18:12	7440-39-3	
Boron	4940	ug/L	100	37.6	1	05/26/23 16:19	05/27/23 18:12	7440-42-8	
Cadmium	ND	ug/L	2.0	0.66	1	05/26/23 16:19	05/27/23 18:12	7440-43-9	
Calcium	223000	ug/L	2000	326	2	05/26/23 16:19	05/27/23 19:07	7440-70-2	
Iron	3030	ug/L	100	48.8	1	05/26/23 16:19	05/27/23 18:12	7439-89-6	
Lead	ND	ug/L	10.0	2.6	1	05/26/23 16:19	05/27/23 18:12	7439-92-1	
Lithium	75.9	ug/L	20.0	6.2	1	05/26/23 16:19	05/27/23 18:12	7439-93-2	
Magnesium	35300	ug/L	1000	71.8	1	05/26/23 16:19	05/27/23 18:12	7439-95-4	
Manganese	336	ug/L	10.0	2.5	1	05/26/23 16:19	05/27/23 18:12	7439-96-5	
Molybdenum	173	ug/L	10.0	3.7	1	05/26/23 16:19	05/27/23 18:12	7439-98-7	
Potassium	19600	ug/L	1000	281	1	05/26/23 16:19	05/27/23 18:12	7440-09-7	
Silica	11800	ug/L	450		1	05/26/23 16:19	05/27/23 18:12	7631-86-9	N2
Sodium	140000	ug/L	1000	214	1	05/26/23 16:19	05/27/23 18:12	7440-23-5	
6010 MET ICP, Dissolved									
Analytical Method: EPA 6010 Preparation Method: EPA 3010									
Pace Analytical Services - Indianapolis									
Iron, Dissolved	3100	ug/L	100	48.8	1	05/30/23 08:11	05/31/23 00:29	7439-89-6	
Manganese, Dissolved	336	ug/L	10.0	2.5	1	05/30/23 08:11	05/31/23 00:29	7439-96-5	
Molybdenum, Dissolved	171	ug/L	10.0	3.7	1	05/30/23 08:11	05/31/23 00:29	7439-98-7	
6020 MET ICPMS									
Analytical Method: EPA 6020 Preparation Method: EPA 200.2									
Pace Analytical Services - Indianapolis									
Antimony	ND	ug/L	1.0	0.036	1	05/27/23 06:25	05/31/23 00:19	7440-36-0	
Arsenic	4.5	ug/L	1.0	0.053	1	05/27/23 06:25	05/31/23 00:19	7440-38-2	
Beryllium	ND	ug/L	0.20	0.028	1	05/27/23 06:25	05/31/23 00:19	7440-41-7	
Chromium	ND	ug/L	10.0	0.13	1	05/27/23 06:25	05/31/23 00:19	7440-47-3	
Cobalt	ND	ug/L	1.0	0.032	1	05/27/23 06:25	05/31/23 00:19	7440-48-4	
Selenium	ND	ug/L	1.0	0.23	1	05/27/23 06:25	05/31/23 00:19	7782-49-2	
Thallium	ND	ug/L	1.0	0.033	1	05/27/23 06:25	05/31/23 00:19	7440-28-0	
7470 Mercury									
Analytical Method: EPA 7470 Preparation Method: EPA 7470									
Pace Analytical Services - Indianapolis									
Mercury	ND	ug/L	0.20	0.12	1	05/24/23 18:38	05/25/23 16:46	7439-97-6	
2320B Alkalinity									
Analytical Method: SM 2320B									
Pace Analytical Services - Indianapolis									
Alkalinity, Total as CaCO3	295	mg/L	10.0	10.0	1		05/21/23 05:15		

REPORT OF LABORATORY ANALYSIS

This report shall not be reproduced, except in full,
without the written consent of Pace Analytical Services, LLC.



ANALYTICAL RESULTS

Project: Harding Street P1R2
 Pace Project No.: 50345068

Sample: PZ-101D		Lab ID: 50345068002		Collected: 05/16/23 13:43	Received: 05/17/23 14:55	Matrix: Water			
Parameters	Results	Units	Report Limit	MDL	DF	Prepared	Analyzed	CAS No.	Qual
2320B Alkalinity		Analytical Method: SM 2320B Pace Analytical Services - Indianapolis							
Alkalinity,Bicarbonate (CaCO3)	295	mg/L	10.0	10.0	1		05/21/23 05:15		
Alkalinity,Carbonate (CaCO3)	ND	mg/L	10.0	10.0	1		05/21/23 05:15		
2540C Total Dissolved Solids		Analytical Method: SM 2540C Pace Analytical Services - Indianapolis							
Total Dissolved Solids	1290	mg/L	20.0	20.0	1		05/22/23 18:44		
4500H+ pH, Electrometric		Analytical Method: SM 4500-H+B Pace Analytical Services - Indianapolis							
pH at 25 Degrees C	7.7	Std. Units	0.10	0.10	1		05/30/23 17:26		H3
4500S2D Sulfide Water		Analytical Method: SM 4500-S2-D Pace Analytical Services - Indianapolis							
Sulfide	ND	mg/L	0.10	0.025	1		05/18/23 12:40	18496-25-8	
Iron, Ferrous		Analytical Method: HACH 8146 Pace Analytical Services - Indianapolis							
Iron, Ferrous	ND	mg/L	0.20	0.035	1		05/19/23 14:06	15438-31-0	H3,N2
353.2 Nitrogen, NO2/NO3 unpres		Analytical Method: EPA 353.2 Pace Analytical Services - Indianapolis							
Nitrogen, Nitrate	ND	mg/L	0.10	0.011	1		05/17/23 22:57	14797-55-8	
Nitrogen, Nitrite	ND	mg/L	0.10	0.0040	1		05/17/23 22:57	14797-65-0	
365.1 Total Phosphorus		Analytical Method: EPA 365.1 Preparation Method: EPA 365.1 Pace Analytical Services - Indianapolis							
Phosphate as P04	0.17	mg/L	0.15	0.15	1	05/25/23 12:30	05/31/23 10:40		
5310C TOC		Analytical Method: SM 5310C Pace Analytical Services - Indianapolis							
Total Organic Carbon	ND	mg/L	4.0	0.94	4		05/30/23 16:15	7440-44-0	D3
5310C Dissolved Organic Carbon		Analytical Method: SM 5310C Pace Analytical Services - Indianapolis							
Dissolved Organic Carbon	1.5	mg/L	1.0	0.24	1		05/27/23 12:24		

REPORT OF LABORATORY ANALYSIS

This report shall not be reproduced, except in full,
 without the written consent of Pace Analytical Services, LLC.



QUALITY CONTROL DATA

Project: Harding Street P1R2

Pace Project No.: 50345068

QC Batch:	735154	Analysis Method:	EPA 9056
QC Batch Method:	EPA 9056	Analysis Description:	9056 IC Anions
		Laboratory:	Pace Analytical Services - Indianapolis

Associated Lab Samples: 50345068001, 50345068002

METHOD BLANK: 3373621 Matrix: Water

Associated Lab Samples: 50345068001, 50345068002

Parameter	Units	Blank Result	Reporting Limit	MDL	Analyzed	Qualifiers
Chloride	mg/L	ND	0.25	0.067	06/01/23 14:06	
Fluoride	mg/L	ND	0.10	0.017	06/01/23 14:06	
Sulfate	mg/L	ND	0.25	0.085	06/01/23 14:06	

LABORATORY CONTROL SAMPLE: 3373622

Parameter	Units	Spike Conc.	LCS Result	LCS % Rec	% Rec Limits	Qualifiers
Chloride	mg/L	2.5	2.4	97	80-120	
Fluoride	mg/L	1	1.0	100	80-120	
Sulfate	mg/L	5	4.7	94	80-120	

MATRIX SPIKE & MATRIX SPIKE DUPLICATE: 3373623 3373624

Parameter	Units	MS		MSD		MS Result	MSD Result	MS % Rec	MSD % Rec	% Rec Limits	RPD	Max RPD	Qual
		50345068001 Result	Spike Conc.	Spike Conc.	Result								
Chloride	mg/L	162	250	250	350	348	75	74	80-120	0	15	M0	
Fluoride	mg/L	0.20	1	1	1.2	1.2	96	98	80-120	1	15		
Sulfate	mg/L	492	500	500	850	854	72	72	80-120	1	15	M0	

Results presented on this page are in the units indicated by the "Units" column except where an alternate unit is presented to the right of the result.

REPORT OF LABORATORY ANALYSIS

This report shall not be reproduced, except in full, without the written consent of Pace Analytical Services, LLC.



QUALITY CONTROL DATA

Project: Harding Street P1R2

Pace Project No.: 50345068

QC Batch: 735516

Analysis Method: EPA 7470

QC Batch Method: EPA 7470

Analysis Description: 7470 Mercury

Laboratory: Pace Analytical Services - Indianapolis

Associated Lab Samples: 50345068001, 50345068002

METHOD BLANK: 3374992

Matrix: Water

Associated Lab Samples: 50345068001, 50345068002

Parameter	Units	Blank Result	Reporting Limit	MDL	Analyzed	Qualifiers
Mercury	ug/L	ND	0.20	0.12	05/25/23 15:45	

LABORATORY CONTROL SAMPLE: 3374993

Parameter	Units	Spike Conc.	LCS Result	LCS % Rec	% Rec Limits	Qualifiers
Mercury	ug/L	5	5.1	102	80-120	

MATRIX SPIKE & MATRIX SPIKE DUPLICATE: 3374994 3374995

Parameter	Units	50345129006		3374995		MS % Rec	MSD % Rec	% Rec Limits	RPD	Max RPD	Qual	
		Result	MS Spike Conc.	MSD Spike Conc.	MS Result							MSD Result
Mercury	ug/L	ND	5	5	5.0	5.1	100	102	75-125	2	20	

MATRIX SPIKE & MATRIX SPIKE DUPLICATE: 3374996 3374997

Parameter	Units	50345068001		3374997		MS % Rec	MSD % Rec	% Rec Limits	RPD	Max RPD	Qual	
		Result	MS Spike Conc.	MSD Spike Conc.	MS Result							MSD Result
Mercury	ug/L	ND	5	5	5.0	5.0	100	99	75-125	1	20	

Results presented on this page are in the units indicated by the "Units" column except where an alternate unit is presented to the right of the result.

REPORT OF LABORATORY ANALYSIS

This report shall not be reproduced, except in full, without the written consent of Pace Analytical Services, LLC.



QUALITY CONTROL DATA

Project: Harding Street P1R2

Pace Project No.: 50345068

QC Batch:	735682	Analysis Method:	EPA 6010
QC Batch Method:	EPA 3010	Analysis Description:	6010 MET
		Laboratory:	Pace Analytical Services - Indianapolis

Associated Lab Samples: 50345068001, 50345068002

METHOD BLANK: 3375747 Matrix: Water

Associated Lab Samples: 50345068001, 50345068002

Parameter	Units	Blank Result	Reporting Limit	MDL	Analyzed	Qualifiers
Aluminum	ug/L	ND	200	55.4	05/27/23 17:54	
Barium	ug/L	ND	10.0	2.1	05/27/23 17:54	
Boron	ug/L	ND	100	37.6	05/27/23 17:54	
Cadmium	ug/L	ND	2.0	0.66	05/27/23 17:54	
Calcium	ug/L	ND	1000	163	05/27/23 17:54	
Iron	ug/L	ND	100	48.8	05/27/23 17:54	
Lead	ug/L	ND	10.0	2.6	05/27/23 17:54	
Lithium	ug/L	ND	20.0	6.2	05/27/23 17:54	
Magnesium	ug/L	ND	1000	71.8	05/27/23 17:54	
Manganese	ug/L	ND	10.0	2.5	05/27/23 17:54	
Molybdenum	ug/L	ND	10.0	3.7	05/27/23 17:54	
Potassium	ug/L	ND	1000	281	05/27/23 17:54	
Silica	ug/L	ND	450		05/27/23 17:54	N2
Sodium	ug/L	ND	1000	214	05/27/23 17:54	

LABORATORY CONTROL SAMPLE: 3375748

Parameter	Units	Spike Conc.	LCS Result	LCS % Rec	% Rec Limits	Qualifiers
Aluminum	ug/L	5000	4720	94	80-120	
Barium	ug/L	1000	992	99	80-120	
Boron	ug/L	1000	913	91	80-120	
Cadmium	ug/L	1000	939	94	80-120	
Calcium	ug/L	5000	4780	96	80-120	
Iron	ug/L	2500	2420	97	80-120	
Lead	ug/L	1000	952	95	80-120	
Lithium	ug/L	1000	1030	103	80-120	
Magnesium	ug/L	5000	4530	91	80-120	
Manganese	ug/L	1000	953	95	80-120	
Molybdenum	ug/L	1000	981	98	80-120	
Potassium	ug/L	5000	5020	100	80-120	
Silica	ug/L	5350	5010	94	80-120	N2
Sodium	ug/L	5000	5360	107	80-120	

Results presented on this page are in the units indicated by the "Units" column except where an alternate unit is presented to the right of the result.

REPORT OF LABORATORY ANALYSIS

This report shall not be reproduced, except in full, without the written consent of Pace Analytical Services, LLC.



QUALITY CONTROL DATA

Project: Harding Street P1R2

Pace Project No.: 50345068

MATRIX SPIKE & MATRIX SPIKE DUPLICATE: 3375749 3375750														
Parameter	Units	50345068001		MS	MSD	3375750		% Rec	% Rec	% Rec	Limits	RPD	Max RPD	Qual
		Result	Conc.	Spike Conc.	Spike Conc.	MS Result	MSD Result							
Aluminum	ug/L	ND	5000	5000	5030	5030	100	100	75-125	0	20			
Barium	ug/L	139	1000	1000	1150	1150	101	101	75-125	0	20			
Boron	ug/L	4290	1000	1000	5140	5250	85	96	75-125	2	20			
Cadmium	ug/L	ND	1000	1000	972	971	97	97	75-125	0	20			
Calcium	ug/L	216000	5000	5000	216000	219000	12	64	75-125	1	20	P6		
Iron	ug/L	5620	2500	2500	7880	8020	90	96	75-125	2	20			
Lead	ug/L	ND	1000	1000	942	938	94	94	75-125	0	20			
Lithium	ug/L	62.6	1000	1000	1180	1190	112	113	75-125	0	20			
Magnesium	ug/L	41300	5000	5000	44800	45600	69	87	75-125	2	20	P6		
Manganese	ug/L	637	1000	1000	1570	1580	93	94	75-125	1	20			
Molybdenum	ug/L	117	1000	1000	1130	1130	101	101	75-125	0	20			
Potassium	ug/L	13600	5000	5000	18800	19200	105	112	75-125	2	20			
Silica	ug/L	12700	5350	5350	17500	17700	90	94	75-125	1	20	N2		
Sodium	ug/L	117000	5000	5000	120000	122000	66	118	75-125	2	20	P6		

Results presented on this page are in the units indicated by the "Units" column except where an alternate unit is presented to the right of the result.

REPORT OF LABORATORY ANALYSIS

This report shall not be reproduced, except in full,
without the written consent of Pace Analytical Services, LLC.



QUALITY CONTROL DATA

Project: Harding Street P1R2
Pace Project No.: 50345068

QC Batch: 735702 Analysis Method: EPA 6010
QC Batch Method: EPA 3010 Analysis Description: 6010 MET Dissolved
Laboratory: Pace Analytical Services - Indianapolis

Associated Lab Samples: 50345068001, 50345068002

METHOD BLANK: 3375825 Matrix: Water
Associated Lab Samples: 50345068001, 50345068002

Parameter	Units	Blank Result	Reporting Limit	MDL	Analyzed	Qualifiers
Iron, Dissolved	ug/L	ND	100	48.8	05/30/23 23:49	
Manganese, Dissolved	ug/L	ND	10.0	2.5	05/30/23 23:49	
Molybdenum, Dissolved	ug/L	ND	10.0	3.7	05/30/23 23:49	

LABORATORY CONTROL SAMPLE: 3375826

Parameter	Units	Spike Conc.	LCS Result	LCS % Rec	% Rec Limits	Qualifiers
Iron, Dissolved	ug/L	2500	2650	106	80-120	
Manganese, Dissolved	ug/L	1000	1000	100	80-120	
Molybdenum, Dissolved	ug/L	1000	991	99	80-120	

MATRIX SPIKE & MATRIX SPIKE DUPLICATE: 3375827 3375828

Parameter	Units	50344402001		MSD		MS		MSD		% Rec Limits	RPD	Max RPD	Qual
		Result	MS Spike Conc.	MSD Spike Conc.	MS Result	MSD Result	MS % Rec	MSD % Rec					
Iron, Dissolved	ug/L	ND	2500	2500	2850	2650	114	106	75-125	7	20		
Manganese, Dissolved	ug/L	ND	1000	1000	1020	986	102	99	75-125	3	20		
Molybdenum, Dissolved	ug/L	ND	1000	1000	1030	1010	103	101	75-125	2	20		

MATRIX SPIKE & MATRIX SPIKE DUPLICATE: 3375829 3375830

Parameter	Units	50345068001		MSD		MS		MSD		% Rec Limits	RPD	Max RPD	Qual
		Result	MS Spike Conc.	MSD Spike Conc.	MS Result	MSD Result	MS % Rec	MSD % Rec					
Iron, Dissolved	ug/L	6040	2500	2500	8540	8400	100	94	75-125	2	20		
Manganese, Dissolved	ug/L	657	1000	1000	1630	1600	97	95	75-125	1	20		
Molybdenum, Dissolved	ug/L	111	1000	1000	1120	1130	101	102	75-125	1	20		

MATRIX SPIKE & MATRIX SPIKE DUPLICATE: 3375831 3375832

Parameter	Units	50345193004		MSD		MS		MSD		% Rec Limits	RPD	Max RPD	Qual
		Result	MS Spike Conc.	MSD Spike Conc.	MS Result	MSD Result	MS % Rec	MSD % Rec					
Iron, Dissolved	ug/L	ND	2500	2500	2720	2720	107	107	75-125	0	20		
Manganese, Dissolved	ug/L	ND	1000	1000	1020	1020	102	102	75-125	0	20		
Molybdenum, Dissolved	ug/L	ND	1000	1000	1040	1030	104	103	75-125	1	20		

Results presented on this page are in the units indicated by the "Units" column except where an alternate unit is presented to the right of the result.

REPORT OF LABORATORY ANALYSIS

This report shall not be reproduced, except in full,
without the written consent of Pace Analytical Services, LLC.



QUALITY CONTROL DATA

Project: Harding Street P1R2
Pace Project No.: 50345068

QC Batch: 736020 Analysis Method: EPA 6020
QC Batch Method: EPA 200.2 Analysis Description: 6020 MET
Laboratory: Pace Analytical Services - Indianapolis

Associated Lab Samples: 50345068001, 50345068002

METHOD BLANK: 3377483 Matrix: Water

Associated Lab Samples: 50345068001, 50345068002

Parameter	Units	Blank Result	Reporting Limit	MDL	Analyzed	Qualifiers
Antimony	ug/L	ND	1.0	0.036	05/30/23 18:24	
Arsenic	ug/L	ND	1.0	0.053	05/30/23 18:24	
Beryllium	ug/L	ND	0.20	0.028	05/30/23 18:24	
Chromium	ug/L	ND	10.0	0.13	05/30/23 18:24	
Cobalt	ug/L	ND	1.0	0.032	05/30/23 18:24	
Selenium	ug/L	ND	1.0	0.23	05/30/23 18:24	
Thallium	ug/L	ND	1.0	0.033	05/30/23 18:24	

LABORATORY CONTROL SAMPLE: 3377484

Parameter	Units	Spike Conc.	LCS Result	LCS % Rec	% Rec Limits	Qualifiers
Antimony	ug/L	40	41.3	103	80-120	
Arsenic	ug/L	40	38.9	97	80-120	
Beryllium	ug/L	40	37.8	94	80-120	
Chromium	ug/L	40	39.3	98	80-120	
Cobalt	ug/L	40	39.9	100	80-120	
Selenium	ug/L	40	39.3	98	80-120	
Thallium	ug/L	40	40.7	102	80-120	

MATRIX SPIKE & MATRIX SPIKE DUPLICATE: 3377485 3377486

Parameter	Units	50345129006		3377485		3377486		% Rec	% Rec	% Rec Limits	RPD	Max RPD	Qual
		MS Result	MSD Result	MS Spike Conc.	MSD Spike Conc.	MS Result	MSD Result						
Antimony	ug/L	ND	40	40	40	42.8	42.0	107	105	75-125	2	20	
Arsenic	ug/L	ND	40	40	40	37.4	37.1	93	92	75-125	1	20	
Beryllium	ug/L	ND	40	40	40	37.8	38.0	94	95	75-125	1	20	
Chromium	ug/L	ND	40	40	40	38.6	38.4	96	95	75-125	1	20	
Cobalt	ug/L	ND	40	40	40	38.1	37.7	94	93	75-125	1	20	
Selenium	ug/L	ND	40	40	40	39.9	40.7	99	101	75-125	2	20	
Thallium	ug/L	ND	40	40	40	43.4	42.8	108	107	75-125	1	20	

MATRIX SPIKE & MATRIX SPIKE DUPLICATE: 3377487 3377488

Parameter	Units	50345068001		3377487		3377488		% Rec	% Rec	% Rec Limits	RPD	Max RPD	Qual
		MS Result	MSD Result	MS Spike Conc.	MSD Spike Conc.	MS Result	MSD Result						
Antimony	ug/L	ND	40	40	40	42.4	42.7	106	107	75-125	1	20	

Results presented on this page are in the units indicated by the "Units" column except where an alternate unit is presented to the right of the result.

REPORT OF LABORATORY ANALYSIS

This report shall not be reproduced, except in full,
without the written consent of Pace Analytical Services, LLC.



QUALITY CONTROL DATA

Project: Harding Street P1R2

Pace Project No.: 50345068

MATRIX SPIKE & MATRIX SPIKE DUPLICATE: 3377487 3377488												
Parameter	Units	50345068001		MS		MSD		3377487		% Rec Limits	Max RPD	Qual
		Result	MS Spike Conc.	MSD Spike Conc.	MS Result	MSD Result	MS % Rec	MSD % Rec				
Arsenic	ug/L	15.6	40	40	54.0	54.2	96	97	75-125	0	20	
Beryllium	ug/L	ND	40	40	38.6	38.9	97	97	75-125	1	20	
Chromium	ug/L	ND	40	40	38.4	38.3	96	95	75-125	0	20	
Cobalt	ug/L	ND	40	40	38.7	38.9	96	97	75-125	1	20	
Selenium	ug/L	ND	40	40	39.0	39.1	97	97	75-125	0	20	
Thallium	ug/L	ND	40	40	42.5	42.5	106	106	75-125	0	20	

Results presented on this page are in the units indicated by the "Units" column except where an alternate unit is presented to the right of the result.

REPORT OF LABORATORY ANALYSIS

This report shall not be reproduced, except in full, without the written consent of Pace Analytical Services, LLC.



QUALITY CONTROL DATA

Project: Harding Street P1R2

Pace Project No.: 50345068

QC Batch:	734921	Analysis Method:	SM 2320B
QC Batch Method:	SM 2320B	Analysis Description:	2320B Alkalinity
		Laboratory:	Pace Analytical Services - Indianapolis

Associated Lab Samples: 50345068001, 50345068002

METHOD BLANK: 3372883 Matrix: Water

Associated Lab Samples: 50345068001, 50345068002

Parameter	Units	Blank Result	Reporting Limit	MDL	Analyzed	Qualifiers
Alkalinity, Total as CaCO3	mg/L	ND	10.0	10.0	05/21/23 05:15	
Alkalinity,Bicarbonate (CaCO3)	mg/L	ND	10.0	10.0	05/21/23 05:15	
Alkalinity,Carbonate (CaCO3)	mg/L	ND	10.0	10.0	05/21/23 05:15	

LABORATORY CONTROL SAMPLE: 3372884

Parameter	Units	Spike Conc.	LCS Result	LCS % Rec	% Rec Limits	Qualifiers
Alkalinity, Total as CaCO3	mg/L	50	53.8	108	90-110	

SAMPLE DUPLICATE: 3372885

Parameter	Units	50344998001 Result	Dup Result	RPD	Max RPD	Qualifiers
Alkalinity, Total as CaCO3	mg/L	758	770	2	20	
Alkalinity,Bicarbonate (CaCO3)	mg/L	758	770	2	20	
Alkalinity,Carbonate (CaCO3)	mg/L	ND	ND		20	

SAMPLE DUPLICATE: 3372886

Parameter	Units	50345068001 Result	Dup Result	RPD	Max RPD	Qualifiers
Alkalinity, Total as CaCO3	mg/L	322	329	2	20	
Alkalinity,Bicarbonate (CaCO3)	mg/L	322	329	2	20	
Alkalinity,Carbonate (CaCO3)	mg/L	ND	ND		20	

Results presented on this page are in the units indicated by the "Units" column except where an alternate unit is presented to the right of the result.

REPORT OF LABORATORY ANALYSIS

This report shall not be reproduced, except in full, without the written consent of Pace Analytical Services, LLC.



QUALITY CONTROL DATA

Project: Harding Street P1R2

Pace Project No.: 50345068

QC Batch: 735123

Analysis Method: SM 2540C

QC Batch Method: SM 2540C

Analysis Description: 2540C Total Dissolved Solids

Laboratory: Pace Analytical Services - Indianapolis

Associated Lab Samples: 50345068001

METHOD BLANK: 3373495

Matrix: Water

Associated Lab Samples: 50345068001

Parameter	Units	Blank Result	Reporting Limit	MDL	Analyzed	Qualifiers
Total Dissolved Solids	mg/L	ND	10.0	10.0	05/22/23 17:42	

LABORATORY CONTROL SAMPLE: 3373496

Parameter	Units	Spike Conc.	LCS Result	LCS % Rec	% Rec Limits	Qualifiers
Total Dissolved Solids	mg/L	300	298	99	80-120	

SAMPLE DUPLICATE: 3373497

Parameter	Units	50344998001 Result	Dup Result	RPD	Max RPD	Qualifiers
Total Dissolved Solids	mg/L	1380	1400	2	10	

SAMPLE DUPLICATE: 3373498

Parameter	Units	50345068001 Result	Dup Result	RPD	Max RPD	Qualifiers
Total Dissolved Solids	mg/L	1230	1230	0	10	

Results presented on this page are in the units indicated by the "Units" column except where an alternate unit is presented to the right of the result.

REPORT OF LABORATORY ANALYSIS

This report shall not be reproduced, except in full, without the written consent of Pace Analytical Services, LLC.



QUALITY CONTROL DATA

Project: Harding Street P1R2

Pace Project No.: 50345068

QC Batch: 735124

Analysis Method: SM 2540C

QC Batch Method: SM 2540C

Analysis Description: 2540C Total Dissolved Solids

Laboratory: Pace Analytical Services - Indianapolis

Associated Lab Samples: 50345068002

METHOD BLANK: 3373500

Matrix: Water

Associated Lab Samples: 50345068002

Parameter	Units	Blank Result	Reporting Limit	MDL	Analyzed	Qualifiers
Total Dissolved Solids	mg/L	ND	10.0	10.0	05/22/23 18:44	

LABORATORY CONTROL SAMPLE: 3373501

Parameter	Units	Spike Conc.	LCS Result	LCS % Rec	% Rec Limits	Qualifiers
Total Dissolved Solids	mg/L	300	299	100	80-120	

SAMPLE DUPLICATE: 3373502

Parameter	Units	50345068002 Result	Dup Result	RPD	Max RPD	Qualifiers
Total Dissolved Solids	mg/L	1290	1290	0	10	

SAMPLE DUPLICATE: 3373503

Parameter	Units	50345130011 Result	Dup Result	RPD	Max RPD	Qualifiers
Total Dissolved Solids	mg/L	192	197	3	10	

Results presented on this page are in the units indicated by the "Units" column except where an alternate unit is presented to the right of the result.

REPORT OF LABORATORY ANALYSIS

This report shall not be reproduced, except in full, without the written consent of Pace Analytical Services, LLC.



QUALITY CONTROL DATA

Project: Harding Street P1R2

Pace Project No.: 50345068

QC Batch: 736563

Analysis Method: SM 4500-H+B

QC Batch Method: SM 4500-H+B

Analysis Description: 4500H+B pH

Laboratory: Pace Analytical Services - Indianapolis

Associated Lab Samples: 50345068001, 50345068002

SAMPLE DUPLICATE: 3379649

Parameter	Units	50345003001 Result	Dup Result	RPD	Max RPD	Qualifiers
pH at 25 Degrees C	Std. Units	8.0	8.0	0	2	H3

SAMPLE DUPLICATE: 3379650

Parameter	Units	50345068001 Result	Dup Result	RPD	Max RPD	Qualifiers
pH at 25 Degrees C	Std. Units	7.4	7.5	1	2	H3

Results presented on this page are in the units indicated by the "Units" column except where an alternate unit is presented to the right of the result.

REPORT OF LABORATORY ANALYSIS

This report shall not be reproduced, except in full,
without the written consent of Pace Analytical Services, LLC.



QUALITY CONTROL DATA

Project: Harding Street P1R2

Pace Project No.: 50345068

QC Batch:	734357	Analysis Method:	SM 4500-S2-D
QC Batch Method:	SM 4500-S2-D	Analysis Description:	4500S2D Sulfide Water
		Laboratory:	Pace Analytical Services - Indianapolis

Associated Lab Samples: 50345068002

METHOD BLANK: 3370152 Matrix: Water

Associated Lab Samples: 50345068002

Parameter	Units	Blank Result	Reporting Limit	MDL	Analyzed	Qualifiers
Sulfide	mg/L	ND	0.10	0.025	05/18/23 12:40	

LABORATORY CONTROL SAMPLE: 3370153

Parameter	Units	Spike Conc.	LCS Result	LCS % Rec	% Rec Limits	Qualifiers
Sulfide	mg/L	0.5	0.52	104	90-110	

MATRIX SPIKE SAMPLE: 3370154

Parameter	Units	50344962004 Result	Spike Conc.	MS Result	MS % Rec	% Rec Limits	Qualifiers
Sulfide	mg/L	2.8J	5	7.7	98	90-110	

MATRIX SPIKE & MATRIX SPIKE DUPLICATE: 3370155 3370156

Parameter	Units	50344965001 Result	MS Spike Conc.	MSD Spike Conc.	MS Result	MSD Result	MS % Rec	MSD % Rec	% Rec Limits	RPD	Max RPD	Qual
Sulfide	mg/L	0.028J	0.5	0.5	0.40	0.42	75	78	90-110	3	20	

Results presented on this page are in the units indicated by the "Units" column except where an alternate unit is presented to the right of the result.

REPORT OF LABORATORY ANALYSIS

This report shall not be reproduced, except in full, without the written consent of Pace Analytical Services, LLC.



QUALITY CONTROL DATA

Project: Harding Street P1R2

Pace Project No.: 50345068

QC Batch: 734464

Analysis Method: SM 4500-S2-D

QC Batch Method: SM 4500-S2-D

Analysis Description: 4500S2D Sulfide Water

Laboratory: Pace Analytical Services - Indianapolis

Associated Lab Samples: 50345068001

METHOD BLANK: 3370689

Matrix: Water

Associated Lab Samples: 50345068001

Parameter	Units	Blank Result	Reporting Limit	MDL	Analyzed	Qualifiers
Sulfide	mg/L	ND	0.10	0.025	05/18/23 15:12	

LABORATORY CONTROL SAMPLE: 3370690

Parameter	Units	Spike Conc.	LCS Result	LCS % Rec	% Rec Limits	Qualifiers
Sulfide	mg/L	0.5	0.52	105	90-110	

MATRIX SPIKE & MATRIX SPIKE DUPLICATE: 3370691 3370692

Parameter	Units	50344998001		3370691		3370692		% Rec Limits	RPD	Max RPD	Qual	
		MS Result	MSD Spike Conc.	MS Result	MSD Spike Conc.	MS Result	MSD Spike Conc.					
Sulfide	mg/L	ND	0.5	0.5	0.42	0.42	84	84	90-110	1	20	M3

MATRIX SPIKE & MATRIX SPIKE DUPLICATE: 3370693 3370694

Parameter	Units	50345068001		3370693		3370694		% Rec Limits	RPD	Max RPD	Qual	
		MS Result	MSD Spike Conc.	MS Result	MSD Spike Conc.	MS Result	MSD Spike Conc.					
Sulfide	mg/L	ND	0.5	0.5	0.37	0.38	73	75	90-110	3	20	M3

Results presented on this page are in the units indicated by the "Units" column except where an alternate unit is presented to the right of the result.

REPORT OF LABORATORY ANALYSIS

This report shall not be reproduced, except in full, without the written consent of Pace Analytical Services, LLC.



QUALITY CONTROL DATA

Project: Harding Street P1R2
 Pace Project No.: 50345068

QC Batch: 734752 Analysis Method: HACH 8146
 QC Batch Method: HACH 8146 Analysis Description: Iron, Ferrous
 Laboratory: Pace Analytical Services - Indianapolis
 Associated Lab Samples: 50345068001, 50345068002

METHOD BLANK: 3371875 Matrix: Water
 Associated Lab Samples: 50345068001, 50345068002

Parameter	Units	Blank Result	Reporting Limit	MDL	Analyzed	Qualifiers
Iron, Ferrous	mg/L	ND	0.20	0.035	05/19/23 14:03	H3,N2

LABORATORY CONTROL SAMPLE: 3371876

Parameter	Units	Spike Conc.	LCS Result	LCS % Rec	% Rec Limits	Qualifiers
Iron, Ferrous	mg/L	1	1.0	101	90-110	H3,N2

MATRIX SPIKE & MATRIX SPIKE DUPLICATE: 3371877 3371878

Parameter	Units	50345068001		3371877		3371878		% Rec Limits	RPD	Max RPD	Qual	
		MS Result	MSD Result	MS Result	MSD Result	MS Result	MSD Result					
Iron, Ferrous	mg/L	ND	1	1	1.1	1.1	109	109	90-110	0	20	H3,N2

MATRIX SPIKE & MATRIX SPIKE DUPLICATE: 3371879 3371880

Parameter	Units	50345193004		3371879		3371880		% Rec Limits	RPD	Max RPD	Qual	
		MS Result	MSD Result	MS Result	MSD Result	MS Result	MSD Result					
Iron, Ferrous	mg/L	ND	1	1	1.1	1.1	107	107	90-110	0	20	H3,N2

Results presented on this page are in the units indicated by the "Units" column except where an alternate unit is presented to the right of the result.

REPORT OF LABORATORY ANALYSIS

This report shall not be reproduced, except in full,
 without the written consent of Pace Analytical Services, LLC.



QUALITY CONTROL DATA

Project: Harding Street P1R2

Pace Project No.: 50345068

QC Batch: 734242

Analysis Method: EPA 353.2

QC Batch Method: EPA 353.2

Analysis Description: 353.2 Nitrate + Nitrite, Unpres.

Laboratory: Pace Analytical Services - Indianapolis

Associated Lab Samples: 50345068001, 50345068002

METHOD BLANK: 3369541

Matrix: Water

Associated Lab Samples: 50345068001, 50345068002

Parameter	Units	Blank Result	Reporting Limit	MDL	Analyzed	Qualifiers
Nitrogen, Nitrate	mg/L	ND	0.10	0.011	05/17/23 22:09	
Nitrogen, Nitrite	mg/L	ND	0.10	0.0040	05/17/23 22:09	

LABORATORY CONTROL SAMPLE: 3369542

Parameter	Units	Spike Conc.	LCS Result	LCS % Rec	% Rec Limits	Qualifiers
Nitrogen, Nitrate	mg/L	1	0.98	98	90-110	
Nitrogen, Nitrite	mg/L	1	0.99	99	90-110	

MATRIX SPIKE & MATRIX SPIKE DUPLICATE: 3369543 3369544

Parameter	Units	50345068001 Result	MS Spike Conc.	MSD Spike Conc.	MS Result	MSD Result	MS % Rec	MSD % Rec	% Rec Limits	RPD	Max RPD	Qual
Nitrogen, Nitrate	mg/L	ND	1	1	1.0	1.0	101	101	90-110	1	20	
Nitrogen, Nitrite	mg/L	ND	1	1	1.0	1.0	101	101	90-110	0	20	

MATRIX SPIKE & MATRIX SPIKE DUPLICATE: 3369545 3369546

Parameter	Units	50344998001 Result	MS Spike Conc.	MSD Spike Conc.	MS Result	MSD Result	MS % Rec	MSD % Rec	% Rec Limits	RPD	Max RPD	Qual
Nitrogen, Nitrate	mg/L	0.13	1	1	1.2	1.2	102	104	90-110	2	20	
Nitrogen, Nitrite	mg/L	ND	1	1	1.0	1.0	101	101	90-110	1	20	

Results presented on this page are in the units indicated by the "Units" column except where an alternate unit is presented to the right of the result.

REPORT OF LABORATORY ANALYSIS

This report shall not be reproduced, except in full, without the written consent of Pace Analytical Services, LLC.



QUALITY CONTROL DATA

Project: Harding Street P1R2

Pace Project No.: 50345068

QC Batch:	735792	Analysis Method:	EPA 365.1
QC Batch Method:	EPA 365.1	Analysis Description:	365.1 Total Phosphorus
		Laboratory:	Pace Analytical Services - Indianapolis

Associated Lab Samples: 50345068001, 50345068002

METHOD BLANK: 3376268 Matrix: Water

Associated Lab Samples: 50345068001, 50345068002

Parameter	Units	Blank Result	Reporting Limit	MDL	Analyzed	Qualifiers
Phosphate as P04	mg/L	ND	0.15	0.15	05/31/23 10:26	

LABORATORY CONTROL SAMPLE: 3376269

Parameter	Units	Spike Conc.	LCS Result	LCS % Rec	% Rec Limits	Qualifiers
Phosphate as P04	mg/L		1.5			

MATRIX SPIKE & MATRIX SPIKE DUPLICATE: 3376270 3376271

Parameter	Units	50345104002		3376271		% Rec	% Rec	% Rec Limits	RPD	Max RPD	Qual
		MS Result	MSD Spike Conc.	MS Result	MSD Spike Conc.						
Phosphate as P04	mg/L	0.29		1.7	1.7				0		

MATRIX SPIKE & MATRIX SPIKE DUPLICATE: 3376272 3376273

Parameter	Units	50345068001		3376273		% Rec	% Rec	% Rec Limits	RPD	Max RPD	Qual
		MS Result	MSD Spike Conc.	MS Result	MSD Spike Conc.						
Phosphate as P04	mg/L	0.29		1.7	1.7				0		

Results presented on this page are in the units indicated by the "Units" column except where an alternate unit is presented to the right of the result.

REPORT OF LABORATORY ANALYSIS

This report shall not be reproduced, except in full, without the written consent of Pace Analytical Services, LLC.



QUALITY CONTROL DATA

Project: Harding Street P1R2

Pace Project No.: 50345068

QC Batch:	735864	Analysis Method:	SM 5310C
QC Batch Method:	SM 5310C	Analysis Description:	5310C Total Organic Carbon
		Laboratory:	Pace Analytical Services - Indianapolis

Associated Lab Samples: 50345068001, 50345068002

METHOD BLANK: 3376522 Matrix: Water

Associated Lab Samples: 50345068001, 50345068002

Parameter	Units	Blank Result	Reporting Limit	MDL	Analyzed	Qualifiers
Total Organic Carbon	mg/L	ND	1.0	0.24	05/27/23 00:15	

LABORATORY CONTROL SAMPLE: 3376523

Parameter	Units	Spike Conc.	LCS Result	LCS % Rec	% Rec Limits	Qualifiers
Total Organic Carbon	mg/L	10	10.2	102	90-110	

MATRIX SPIKE & MATRIX SPIKE DUPLICATE: 3376524 3376525

Parameter	Units	50344998001		3376524		3376525		% Rec Limits	RPD	Max RPD	Qual
		MS Result	MSD Spike Conc.	MS Result	MSD Spike Conc.	MS % Rec	MSD % Rec				
Total Organic Carbon	mg/L	ND	10	10	11.6	11.6	100	99	80-120	1	20

MATRIX SPIKE & MATRIX SPIKE DUPLICATE: 3376526 3376527

Parameter	Units	50345068001		3376526		3376527		% Rec Limits	RPD	Max RPD	Qual
		MS Result	MSD Spike Conc.	MS Result	MSD Spike Conc.	MS % Rec	MSD % Rec				
Total Organic Carbon	mg/L	2.0	10	10	12.2	12.3	101	103	80-120	1	20

Results presented on this page are in the units indicated by the "Units" column except where an alternate unit is presented to the right of the result.

REPORT OF LABORATORY ANALYSIS

This report shall not be reproduced, except in full, without the written consent of Pace Analytical Services, LLC.



QUALITY CONTROL DATA

Project: Harding Street P1R2

Pace Project No.: 50345068

QC Batch: 735871

Analysis Method: SM 5310C

QC Batch Method: SM 5310C

Analysis Description: 5310C Dissolved Organic Carbon

Laboratory: Pace Analytical Services - Indianapolis

Associated Lab Samples: 50345068002

METHOD BLANK: 3376557

Matrix: Water

Associated Lab Samples: 50345068002

Parameter	Units	Blank Result	Reporting Limit	MDL	Analyzed	Qualifiers
Dissolved Organic Carbon	mg/L	ND	1.0	0.24	05/27/23 02:49	

LABORATORY CONTROL SAMPLE: 3376558

Parameter	Units	Spike Conc.	LCS Result	LCS % Rec	% Rec Limits	Qualifiers
Dissolved Organic Carbon	mg/L	10	9.6	96	90-110	

MATRIX SPIKE & MATRIX SPIKE DUPLICATE: 3376559 3376560

Parameter	Units	50344962003		3376559		3376560		% Rec Limits	RPD	Max RPD	Qual	
		MS Result	MS Spike Conc.	MS Result	MS Spike Conc.	MS Result	MS Spike Conc.					
Dissolved Organic Carbon	mg/L	3.7	20	22.9	20	23.0	20	96	97	80-120	1	20

MATRIX SPIKE & MATRIX SPIKE DUPLICATE: 3376561 3376562

Parameter	Units	50344965001		3376561		3376562		% Rec Limits	RPD	Max RPD	Qual	
		MS Result	MS Spike Conc.	MS Result	MS Spike Conc.	MS Result	MS Spike Conc.					
Dissolved Organic Carbon	mg/L	1.2J	10	10.9	10	10.9	10	98	98	80-120	0	20

Results presented on this page are in the units indicated by the "Units" column except where an alternate unit is presented to the right of the result.

REPORT OF LABORATORY ANALYSIS

This report shall not be reproduced, except in full, without the written consent of Pace Analytical Services, LLC.



QUALITY CONTROL DATA

Project: Harding Street P1R2
Pace Project No.: 50345068

QC Batch: 735872 Analysis Method: SM 5310C
QC Batch Method: SM 5310C Analysis Description: 5310C Dissolved Organic Carbon
Laboratory: Pace Analytical Services - Indianapolis
Associated Lab Samples: 50345068001

METHOD BLANK: 3376563 Matrix: Water
Associated Lab Samples: 50345068001

Parameter	Units	Blank Result	Reporting Limit	MDL	Analyzed	Qualifiers
Dissolved Organic Carbon	mg/L	ND	1.0	0.24	05/26/23 01:41	

LABORATORY CONTROL SAMPLE: 3376564

Parameter	Units	Spike Conc.	LCS Result	LCS % Rec	% Rec Limits	Qualifiers
Dissolved Organic Carbon	mg/L	10	10.1	101	90-110	

MATRIX SPIKE & MATRIX SPIKE DUPLICATE: 3376565 3376566

Parameter	Units	50344998001 Result	MS Spike Conc.	MSD Spike Conc.	MS Result	MSD Result	MS % Rec	MSD % Rec	% Rec Limits	RPD	Max RPD	Qual
Dissolved Organic Carbon	mg/L	1.6	10	10	11.4	10.6	98	90	80-120	7	20	

MATRIX SPIKE & MATRIX SPIKE DUPLICATE: 3376567 3376568

Parameter	Units	50345130011 Result	MS Spike Conc.	MSD Spike Conc.	MS Result	MSD Result	MS % Rec	MSD % Rec	% Rec Limits	RPD	Max RPD	Qual
Dissolved Organic Carbon	mg/L	3.5	10	10	13.8	13.9	103	104	80-120	1	20	

MATRIX SPIKE & MATRIX SPIKE DUPLICATE: 3376571 3376572

Parameter	Units	50345068001 Result	MS Spike Conc.	MSD Spike Conc.	MS Result	MSD Result	MS % Rec	MSD % Rec	% Rec Limits	RPD	Max RPD	Qual
Dissolved Organic Carbon	mg/L	1.7	10	10	11.9	11.9	101	102	80-120	0	20	

Results presented on this page are in the units indicated by the "Units" column except where an alternate unit is presented to the right of the result.

REPORT OF LABORATORY ANALYSIS

This report shall not be reproduced, except in full,
without the written consent of Pace Analytical Services, LLC.



ANALYTICAL RESULTS - RADIOCHEMISTRY

Project: Harding Street P1R2

Pace Project No.: 50345068

Sample: PZ-101S **Lab ID: 50345068001** Collected: 05/16/23 11:00 Received: 05/17/23 14:55 Matrix: Water
 PWS: Site ID: Sample Type:

Parameters	Method	Act ± Unc (MDC) Carr Trac	Units	Analyzed	CAS No.	Qual
	Pace Analytical Services - Greensburg					
Radium-226	EPA 903.1	0.312 ± 0.505 (0.879) C:NA T:94%	pCi/L	06/19/23 14:12	13982-63-3	
	Pace Analytical Services - Greensburg					
Radium-228	EPA 904.0	1.14 ± 0.437 (0.657) C:83% T:86%	pCi/L	06/14/23 11:40	15262-20-1	
	Pace Analytical Services - Greensburg					
Total Radium	Total Radium Calculation	1.45 ± 0.942 (1.54)	pCi/L	06/19/23 17:13	7440-14-4	

REPORT OF LABORATORY ANALYSIS

This report shall not be reproduced, except in full, without the written consent of Pace Analytical Services, LLC.



ANALYTICAL RESULTS - RADIOCHEMISTRY

Project: Harding Street P1R2

Pace Project No.: 50345068

Sample: PZ-101D **Lab ID: 50345068002** Collected: 05/16/23 13:43 Received: 05/17/23 14:55 Matrix: Water
 PWS: Site ID: Sample Type:

Parameters	Method	Act ± Unc (MDC) Carr Trac	Units	Analyzed	CAS No.	Qual
Pace Analytical Services - Greensburg						
Radium-226	EPA 903.1	0.618 ± 0.745 (1.22) C:NA T:96%	pCi/L	06/19/23 14:12	13982-63-3	
Pace Analytical Services - Greensburg						
Radium-228	EPA 904.0	0.596 ± 0.377 (0.712) C:81% T:88%	pCi/L	06/14/23 11:40	15262-20-1	
Pace Analytical Services - Greensburg						
Total Radium	Total Radium Calculation	1.21 ± 1.12 (1.93)	pCi/L	06/19/23 17:13	7440-14-4	

REPORT OF LABORATORY ANALYSIS

This report shall not be reproduced, except in full, without the written consent of Pace Analytical Services, LLC.



ANALYTICAL RESULTS - RADIOCHEMISTRY

Project: Harding Street P1R2

Pace Project No.: 50345068

Sample: PZ-101S MS **Lab ID: 50345068003** Collected: 05/16/23 11:00 Received: 05/17/23 14:55 Matrix: Water
PWS: Site ID: Sample Type:

Parameters	Method	Act ± Unc (MDC) Carr Trac	Units	Analyzed	CAS No.	Qual
Pace Analytical Services - Greensburg						
Radium-226	EPA 903.1	88.85 %REC ± NA (NA) C:NA T:NA	pCi/L	06/19/23 14:12	13982-63-3	
Pace Analytical Services - Greensburg						
Radium-228	EPA 904.0	73.94 %REC ± NA (NA) C:NA T:NA	pCi/L	06/14/23 11:41	15262-20-1	

REPORT OF LABORATORY ANALYSIS

This report shall not be reproduced, except in full,
without the written consent of Pace Analytical Services, LLC.



ANALYTICAL RESULTS - RADIOCHEMISTRY

Project: Harding Street P1R2

Pace Project No.: 50345068

Sample: PZ-101S MSD **Lab ID: 50345068004** Collected: 05/16/23 11:00 Received: 05/17/23 14:55 Matrix: Water
 PWS: Site ID: Sample Type:

Parameters	Method	Act ± Unc (MDC) Carr Trac	Units	Analyzed	CAS No.	Qual
Pace Analytical Services - Greensburg						
Radium-226	EPA 903.1	97.73 %REC 9.52RPD ± NA (NA) C:NA T:NA	pCi/L	06/19/23 14:12	13982-63-3	
Pace Analytical Services - Greensburg						
Radium-228	EPA 904.0	81.95 %REC 10.27RPD ± NA (NA) C:NA T:NA	pCi/L	06/14/23 11:41	15262-20-1	

REPORT OF LABORATORY ANALYSIS

This report shall not be reproduced, except in full,
 without the written consent of Pace Analytical Services, LLC.



QUALITY CONTROL - RADIOCHEMISTRY

Project: Harding Street P1R2

Pace Project No.: 50345068

QC Batch: 589849

Analysis Method: EPA 904.0

QC Batch Method: EPA 904.0

Analysis Description: 904.0 Radium 228

Laboratory: Pace Analytical Services - Greensburg

Associated Lab Samples: 50345068001, 50345068002, 50345068003, 50345068004

METHOD BLANK: 2866252

Matrix: Water

Associated Lab Samples: 50345068001, 50345068002, 50345068003, 50345068004

Parameter	Act ± Unc (MDC) Carr Trac	Units	Analyzed	Qualifiers
Radium-228	0.186 ± 0.368 (0.810) C:77% T:79%	pCi/L	06/14/23 11:42	

Results presented on this page are in the units indicated by the "Units" column except where an alternate unit is presented to the right of the result.

REPORT OF LABORATORY ANALYSIS

This report shall not be reproduced, except in full, without the written consent of Pace Analytical Services, LLC.



QUALITY CONTROL - RADIOCHEMISTRY

Project: Harding Street P1R2

Pace Project No.: 50345068

QC Batch: 589847

Analysis Method: EPA 903.1

QC Batch Method: EPA 903.1

Analysis Description: 903.1 Radium-226

Laboratory: Pace Analytical Services - Greensburg

Associated Lab Samples: 50345068001, 50345068002, 50345068003, 50345068004

METHOD BLANK: 2866250

Matrix: Water

Associated Lab Samples: 50345068001, 50345068002, 50345068003, 50345068004

Parameter	Act ± Unc (MDC) Carr Trac	Units	Analyzed	Qualifiers
Radium-226	0.192 ± 0.292 (0.173) C:NA T:92%	pCi/L	06/19/23 14:12	

Results presented on this page are in the units indicated by the "Units" column except where an alternate unit is presented to the right of the result.

REPORT OF LABORATORY ANALYSIS

This report shall not be reproduced, except in full, without the written consent of Pace Analytical Services, LLC.



QUALIFIERS

Project: Harding Street P1R2

Pace Project No.: 50345068

DEFINITIONS

DF - Dilution Factor, if reported, represents the factor applied to the reported data due to dilution of the sample aliquot.

ND - Not Detected at or above adjusted reporting limit.

TNTC - Too Numerous To Count

J - Estimated concentration above the adjusted method detection limit and below the adjusted reporting limit.

MDL - Adjusted Method Detection Limit.

PQL - Practical Quantitation Limit.

RL - Reporting Limit - The lowest concentration value that meets project requirements for quantitative data with known precision and bias for a specific analyte in a specific matrix.

S - Surrogate

1,2-Diphenylhydrazine decomposes to and cannot be separated from Azobenzene using Method 8270. The result for each analyte is a combined concentration.

Consistent with EPA guidelines, unrounded data are displayed and have been used to calculate % recovery and RPD values.

LCS(D) - Laboratory Control Sample (Duplicate)

MS(D) - Matrix Spike (Duplicate)

DUP - Sample Duplicate

RPD - Relative Percent Difference

NC - Not Calculable.

SG - Silica Gel - Clean-Up

U - Indicates the compound was analyzed for, but not detected.

N-Nitrosodiphenylamine decomposes and cannot be separated from Diphenylamine using Method 8270. The result reported for each analyte is a combined concentration.

Reported results are not rounded until the final step prior to reporting. Therefore, calculated parameters that are typically reported as "Total" may vary slightly from the sum of the reported component parameters.

Act - Activity

Unc - Uncertainty: SDWA = 1.96 sigma count uncertainty, all other matrices = Expanded Uncertainty (95% confidence interval).

Gamma Spec = Expanded Uncertainty (95.4% Confidence Interval)

(MDC) - Minimum Detectable Concentration

Trac - Tracer Recovery (%)

Carr - Carrier Recovery (%)

Pace Analytical is TNI accredited. Contact your Pace PM for the current list of accredited analytes.

TNI - The NELAC Institute.

ANALYTE QUALIFIERS

D3 Sample was diluted due to the presence of high levels of non-target analytes or other matrix interference.

H3 Sample was received or analysis requested beyond the recognized method holding time.

M0 Matrix spike recovery and/or matrix spike duplicate recovery was outside laboratory control limits.

M3 Matrix spike recovery was outside laboratory control limits due to matrix interferences.

N2 The lab does not hold NELAC/TNI accreditation for this parameter but other accreditations/certifications may apply. A complete list of accreditations/certifications is available upon request.

P6 Matrix spike recovery was outside laboratory control limits due to a parent sample concentration notably higher than the spike level.

REPORT OF LABORATORY ANALYSIS

This report shall not be reproduced, except in full,
without the written consent of Pace Analytical Services, LLC.



QUALITY CONTROL DATA CROSS REFERENCE TABLE

Project: Harding Street P1R2

Pace Project No.: 50345068

Lab ID	Sample ID	QC Batch Method	QC Batch	Analytical Method	Analytical Batch
50345068001	PZ-101S	EPA 9056	735154		
50345068002	PZ-101D	EPA 9056	735154		
50345068001	PZ-101S	EPA 3010	735682	EPA 6010	736298
50345068002	PZ-101D	EPA 3010	735682	EPA 6010	736298
50345068001	PZ-101S	EPA 3010	735702	EPA 6010	736593
50345068002	PZ-101D	EPA 3010	735702	EPA 6010	736593
50345068001	PZ-101S	EPA 200.2	736020	EPA 6020	736314
50345068002	PZ-101D	EPA 200.2	736020	EPA 6020	736314
50345068001	PZ-101S	EPA 7470	735516	EPA 7470	735750
50345068002	PZ-101D	EPA 7470	735516	EPA 7470	735750
50345068001	PZ-101S	EPA 903.1	589847		
50345068002	PZ-101D	EPA 903.1	589847		
50345068003	PZ-101S MS	EPA 903.1	589847		
50345068004	PZ-101S MSD	EPA 903.1	589847		
50345068001	PZ-101S	EPA 904.0	589849		
50345068002	PZ-101D	EPA 904.0	589849		
50345068003	PZ-101S MS	EPA 904.0	589849		
50345068004	PZ-101S MSD	EPA 904.0	589849		
50345068001	PZ-101S	Total Radium Calculation	596000		
50345068002	PZ-101D	Total Radium Calculation	596000		
50345068001	PZ-101S	SM 2320B	734921		
50345068002	PZ-101D	SM 2320B	734921		
50345068001	PZ-101S	SM 2540C	735123		
50345068002	PZ-101D	SM 2540C	735124		
50345068001	PZ-101S	SM 4500-H+B	736563		
50345068002	PZ-101D	SM 4500-H+B	736563		
50345068001	PZ-101S	SM 4500-S2-D	734464		
50345068002	PZ-101D	SM 4500-S2-D	734357		
50345068001	PZ-101S	HACH 8146	734752		
50345068002	PZ-101D	HACH 8146	734752		
50345068001	PZ-101S	EPA 353.2	734242		
50345068002	PZ-101D	EPA 353.2	734242		
50345068001	PZ-101S	EPA 365.1	735792	EPA 365.1	736777
50345068002	PZ-101D	EPA 365.1	735792	EPA 365.1	736777
50345068001	PZ-101S	SM 5310C	735864		
50345068002	PZ-101D	SM 5310C	735864		
50345068001	PZ-101S	SM 5310C	735872		
50345068002	PZ-101D	SM 5310C	735871		

REPORT OF LABORATORY ANALYSIS

This report shall not be reproduced, except in full, without the written consent of Pace Analytical Services, LLC.



SAMPLE CONDITION UPON RECEIPT FORM

Date/Time and Initials of person examining contents: 05/17/23 1550 SMK

1. Courier: FED EX UPS CLIENT PACE USPS OTHER _____

2. Custody Seal on Cooler/Box Present: Yes No
 (If yes)Seals Intact: Yes No (leave blank if no seals were present)

3. Thermometer: **1 2 3 4 5 6 A B C D E F**

4. Cooler Temperature(s): 1.5/1.5 1.5/1.5
 (Initial/Corrected) RECORD TEMPS OF ALL COOLERS RECEIVED (use Comments below to add more)

5. Packing Material: Bubble Wrap Bubble Bags
 None Other _____

6. Ice Type: Wet Blue None

7. If temp. is over 6°C or under 0°C, was the PM notified?: Yes No
 Cooler temp should be above freezing to 6°C

All discrepancies will be written out in the comments section below.

	Yes	No		Yes	No	N/A
USDA Regulated Soils? (HI, ID, NY, WA, OR,CA, NM, TX, OK, AR, LA, TN, AL, MS, NC, SC, GA, FL, or Puerto Rico)		<input checked="" type="checkbox"/>	All containers needing acid/base preservation have been pH CHECKED?: Exceptions: VOA, coliform, LLHg, O&G, RAD CHEM, and any container with a septum cap or preserved with HCl. Circle: <u>HNO3 (<2)</u> <u>H2SO4 (<2)</u> NaOH (>10) <u>NaOH/ZnAc (>9)</u> Any non-conformance to pH recommendations will be noted on the container count form			
Short Hold Time Analysis (48 hours or less)? Analysis: <u>NO3</u>	<input checked="" type="checkbox"/>			<input checked="" type="checkbox"/>		
Time 5035A TC placed in Freezer or Short Holds To Lab Time:			Residual Chlorine Check (SVOC 625 Pest/PCB 608)	Present	Absent	N/A
Rush TAT Requested (4 days or less):		<input checked="" type="checkbox"/>	Residual Chlorine Check (Total/Amenable/Free Cyanide)			<input checked="" type="checkbox"/>
Custody Signatures Present?	<input checked="" type="checkbox"/>		Headspace Wisconsin Sulfide?			<input checked="" type="checkbox"/>
Containers Intact?:	<input checked="" type="checkbox"/>		Headspace in VOA Vials (>6mm): See Containter Count form for details	Present	Absent	No VOA Vials Sent
Sample Label (IDs/Dates/Times) Match COC?: Except TCs, which only require sample ID	<input checked="" type="checkbox"/>		Trip Blank Present?		<input checked="" type="checkbox"/>	
Extra labels on Terracore Vials? (soils only)		<input checked="" type="checkbox"/>	Trip Blank Custody Seals?:			<input checked="" type="checkbox"/>

COMMENTS:

Sample Container Count

** Place a RED dot on containers that are out of conformance **

COC Line Item	WGFLU	MeOH (only)	VIALS							AMBER GLASS						PLASTIC							OTHER			Matrix	Nitric	Sulfuric	Sodium Hydroxide	Sodium Hydroxide/ZnAc			
		SBS	DG9H	VG9H	VOA VIAL HS (>6mm)	VG9U	DG9U	VG9T	AG0U	AG1H	AG1U	AG2U	AG3S	AG3SF	AG3C	BP1U	BP1N	BP2U	BP3U	BP3N	BP3F	BP3S	BP3B	BP3Z	CG3H		CG3F	Syringe Kit	Red	Yellow	Green	Black	
		DI	R																														
1												3	3			6	5	4	3	3	3		3					5	✓	✓		✓	
2												1	1			2	2	1	1	1	1		1				1	✓	✓		✓		
3																																	
4																																	
5																																	
6																																	
7																																	
8																																	
9																																	
10																																	
11																																	
12																																	

Container Codes

Glass				Plastic			
DG9H	40mL HCl amber voa vial	BG1T	1L Na Thiosulfate clear glass	BP1B	1L NaOH plastic	BP4U	125mL unpreserved plastic
DG9P	40mL TSP amber vial	BG1U	1L unpreserved glass	BP1N	1L HNO3 plastic	BP4N	125mL HNO3 plastic
DG9S	40mL H2SO4 amber vial	BG3H	250mL HCl Clear Glass	BP1S	1L H2SO4 plastic	BP4S	125mL H2SO4 plastic
DG9T	40mL Na Thio amber vial	BG3U	250mL Unpres Clear Glass	BP1U	1L unpreserved plastic	Miscellaneous	
DG9U	40mL unpreserved amber vial	AG0U	100mL unpres amber glass	BP1Z	1L NaOH, Zn, Ac		
VG9H	40mL HCl clear vial	AG1H	1L HCl amber glass	BP2N	500mL HNO3 plastic	Syringe Kit	LL Cr+6 sampling kit
VG9T	40mL Na Thio. clear vial	AG1S	1L H2SO4 amber glass	BP2C	500mL NaOH plastic	ZPLC	Ziploc Bag
VG9U	40mL unpreserved clear vial	AG1T	1L Na Thiosulfate amber glass	BP2S	500mL H2SO4 plastic	R	Terracore Kit
I	40mL w/hexane wipe vial	AG1U	1liter unpres amber glass	BP2U	500mL unpreserved plastic	SP5T	120mL Coliform Sodium Thiosulfate
WGKU	8oz unpreserved clear jar	AG2N	500mL HNO3 amber glass	BP2Z	500mL NaOH, Zn Ac	GN	General Container
WGFU	4oz clear soil jar	AG2S	500mL H2SO4 amber glass	BP3B	250mL NaOH plastic	U	Summa Can (air sample)
JGFU	4oz unpreserved amber wide	AG2U	500mL unpres amber glass	BP3N	250mL HNO3 plastic	WT	Water
CG3H	250mL clear glass HCl	AG3S	250mL H2SO4 amber glass	BP3F	250mL HNO3 plastic-field filtered	SL	Solid Solid
CG3F	250mL clear glass HCl, Field Filter	AG3SF	250mL H2SO4 amb glass -field filtered	BP3U	250mL unpreserved plastic	OL:	Oil
BG1H	1L HCl clear glass	AG3U	250mL unpres amber glass	BP3S	250mL H2SO4 plastic	NAL	Non-aqueous liquid
BG1S	1L H2SO4 clear glass	AG3C	250mL NaOH amber glass	BP3Z	250mL NaOH, ZnAc plastic	WP	Wipe



August 01, 2023

Mr. Mark Breting
ATC Group Services
7988 Centerpoint Drive
Suite 100
Indianapolis, IN 46256

RE: Project: Harding Street P1R3
Pace Project No.: 50345070

Dear Mr. Breting:

Enclosed are the analytical results for sample(s) received by the laboratory on May 17, 2023. The results relate only to the samples included in this report. Results reported herein conform to the applicable TNI/NELAC Standards and the laboratory's Quality Manual, where applicable, unless otherwise noted in the body of the report.

The test results provided in this final report were generated by each of the following laboratories within the Pace Network:

- Pace Analytical Services - Indianapolis
- Pace Analytical Services - Greensburg

If you have any questions concerning this report, please feel free to contact me.

Sincerely,

Will Statz
will.statz@pacelabs.com
(317)228-3105
Project Manager

Enclosures

cc: Mohammed Bazlamit, Atlas
Mr. Robert Miller, Haley & Aldrich



REPORT OF LABORATORY ANALYSIS

This report shall not be reproduced, except in full,
without the written consent of Pace Analytical Services, LLC.



CERTIFICATIONS

Project: Harding Street P1R3
Pace Project No.: 50345070

Pace Analytical Services Pennsylvania

1638 Roseytown Rd Suites 2,3&4, Greensburg, PA 15601
ANAB DOD-ELAP Rad Accreditation #: L2417
ANABISO/IEC 17025:2017 Rad Cert#: L24170
Alabama Certification #: 41590
Arizona Certification #: AZ0734
Arkansas Certification
California Certification #: 2950
Colorado Certification #: PA01547
Connecticut Certification #: PH-0694
EPA Region 4 DW Rad
Florida/TNI Certification #: E87683
Georgia Certification #: C040
Guam Certification
Hawaii Certification
Idaho Certification
Illinois Certification
Indiana Certification
Iowa Certification #: 391
Kansas Certification #: E-10358
Kentucky Certification #: KY90133
KY WW Permit #: KY0098221
KY WW Permit #: KY0000221
Louisiana DHH/TNI Certification #: LA010
Louisiana DEQ/TNI Certification #: 04086
Maine Certification #: 2023021
Maryland Certification #: 308
Massachusetts Certification #: M-PA1457
Michigan/PADEP Certification #: 9991

Missouri Certification #: 235
Montana Certification #: Cert0082
Nebraska Certification #: NE-OS-29-14
Nevada Certification #: PA014572023-03
New Hampshire/TNI Certification #: 297622
New Jersey/TNI Certification #: PA051
New Mexico Certification #: PA01457
New York/TNI Certification #: 10888
North Carolina Certification #: 42706
North Dakota Certification #: R-190
Ohio EPA Rad Approval: #41249
Oregon/TNI Certification #: PA200002-015
Pennsylvania/TNI Certification #: 65-00282
Puerto Rico Certification #: PA01457
Rhode Island Certification #: 65-00282
South Dakota Certification
Tennessee Certification #: TN02867
Texas/TNI Certification #: T104704188-22-18
Utah/TNI Certification #: PA014572223-14
USDA Soil Permit #: 525-23-67-77263
Vermont Dept. of Health: ID# VT-0282
Virgin Island/PADEP Certification
Virginia/VELAP Certification #: 460198
Washington Certification #: C868
West Virginia DEP Certification #: 143
West Virginia DHHR Certification #: 9964C
Wisconsin Approve List for Rad

Pace Analytical Services Indianapolis

7726 Moller Road, Indianapolis, IN 46268
Illinois Accreditation #: 200074
Indiana Drinking Water Laboratory #: C-49-06
Kansas/TNI Certification #: E-10177
Kentucky UST Agency Interest #: 80226
Kentucky WW Laboratory ID #: 98019
Michigan Drinking Water Laboratory #9050

Ohio VAP Certified Laboratory #: CL0065
Oklahoma Laboratory #: 9204
Texas Certification #: T104704355
Wisconsin Laboratory #: 999788130
USDA Foreign Soil Permit #: 525-23-13-23119
USDA Compliance Agreement #: IN-SL-22-001

REPORT OF LABORATORY ANALYSIS

This report shall not be reproduced, except in full,
without the written consent of Pace Analytical Services, LLC.



SAMPLE SUMMARY

Project: Harding Street P1R3
Pace Project No.: 50345070

Lab ID	Sample ID	Matrix	Date Collected	Date Received
50345070001	MW-109D	Water	05/17/23 10:36	05/17/23 14:00
50345070002	MW-109I	Water	05/17/23 12:19	05/17/23 14:00
50345070003	MW-102D	Water	05/17/23 11:35	05/17/23 14:00
50345070004	MW-102S	Water	05/17/23 12:45	05/17/23 14:00

REPORT OF LABORATORY ANALYSIS

This report shall not be reproduced, except in full,
without the written consent of Pace Analytical Services, LLC.



SAMPLE ANALYTE COUNT

Project: Harding Street P1R3
 Pace Project No.: 50345070

Lab ID	Sample ID	Method	Analysts	Analytes Reported	Laboratory		
50345070001	MW-109D	EPA 9056	ADM	3	PASI-I		
		EPA 6010	DJS	14	PASI-I		
		EPA 6010	JPK	3	PASI-I		
		EPA 6020	CAW	7	PASI-I		
		EPA 7470	ILP	1	PASI-I		
		EPA 903.1	JLJ	1	PASI-PA		
		EPA 904.0	ZPC	1	PASI-PA		
		Total Radium Calculation	JAL	1	PASI-PA		
		SM 2320B	DAW	3	PASI-I		
		SM 2540C	AEL	1	PASI-I		
		SM 4500-H+B	LHZ	1	PASI-I		
		SM 4500-S2-D	STS	1	PASI-I		
		HACH 8146	BEP	1	PASI-I		
		EPA 353.2	ZM	2	PASI-I		
		EPA 365.1	YAM	1	PASI-I		
		SM 5310C	ATS	1	PASI-I		
		SM 5310C	ATS	1	PASI-I		
		50345070002	MW-109I	EPA 9056	ADM	3	PASI-I
				EPA 6010	DJS	14	PASI-I
				EPA 6010	JPK	3	PASI-I
EPA 6020	CAW			7	PASI-I		
EPA 7470	ILP			1	PASI-I		
EPA 903.1	JLJ			1	PASI-PA		
EPA 904.0	ZPC			1	PASI-PA		
Total Radium Calculation	JAL			1	PASI-PA		
SM 2320B	DAW			3	PASI-I		
SM 2540C	TRK			1	PASI-I		
SM 4500-H+B	LHZ			1	PASI-I		
SM 4500-S2-D	STS			1	PASI-I		
HACH 8146	BEP			1	PASI-I		
EPA 353.2	ZM			2	PASI-I		
EPA 365.1	YAM			1	PASI-I		
SM 5310C	ATS			1	PASI-I		
SM 5310C	ATS			1	PASI-I		
50345070003	MW-102D			EPA 9056	ADM	3	PASI-I
				EPA 6010	DJS	14	PASI-I
				EPA 6010	JPK	3	PASI-I

REPORT OF LABORATORY ANALYSIS

This report shall not be reproduced, except in full,
 without the written consent of Pace Analytical Services, LLC.



SAMPLE ANALYTE COUNT

Project: Harding Street P1R3

Pace Project No.: 50345070

Lab ID	Sample ID	Method	Analysts	Analytes Reported	Laboratory
		EPA 6020	CAW	7	PASI-I
		EPA 7470	ILP	1	PASI-I
		EPA 903.1	JLJ	1	PASI-PA
		EPA 904.0	ZPC	1	PASI-PA
		Total Radium Calculation	JAL	1	PASI-PA
		SM 2320B	DAW	3	PASI-I
		SM 2540C	TRK	1	PASI-I
		SM 4500-H+B	LHZ	1	PASI-I
		SM 4500-S2-D	STS	1	PASI-I
		HACH 8146	BEP	1	PASI-I
		EPA 353.2	ZM	2	PASI-I
		EPA 365.1	YAM	1	PASI-I
		SM 5310C	ATS	1	PASI-I
		SM 5310C	ATS	1	PASI-I
50345070004	MW-102S	EPA 6010	DJS	14	PASI-I
		EPA 6010	JPK	3	PASI-I
		EPA 6020	CAW	7	PASI-I
		EPA 7470	ILP	1	PASI-I

PASI-I = Pace Analytical Services - Indianapolis

PASI-PA = Pace Analytical Services - Greensburg

REPORT OF LABORATORY ANALYSIS

This report shall not be reproduced, except in full, without the written consent of Pace Analytical Services, LLC.



SUMMARY OF DETECTION

Project: Harding Street P1R3

Pace Project No.: 50345070

Lab Sample ID	Client Sample ID	Result	Units	Report Limit	Analyzed	Qualifiers
Method	Parameters					
50345070001	MW-109D					
EPA 9056	Chloride	109	mg/L	2.5	05/31/23 16:27	
EPA 9056	Fluoride	0.16	mg/L	0.10	05/31/23 16:10	
EPA 9056	Sulfate	59.6	mg/L	2.5	05/31/23 16:27	
EPA 6010	Barium	79.6	ug/L	10.0	05/30/23 13:19	
EPA 6010	Boron	2190	ug/L	100	05/30/23 13:19	
EPA 6010	Calcium	93700	ug/L	1000	05/30/23 13:19	
EPA 6010	Iron	2200	ug/L	100	05/30/23 13:19	
EPA 6010	Magnesium	24100	ug/L	1000	05/30/23 13:19	
EPA 6010	Manganese	77.2	ug/L	10.0	05/30/23 13:19	
EPA 6010	Potassium	3590	ug/L	1000	05/30/23 13:19	
EPA 6010	Silica	11700	ug/L	450	05/30/23 13:19	N2
EPA 6010	Sodium	58400	ug/L	1000	05/30/23 13:19	
EPA 6010	Iron, Dissolved	2130	ug/L	100	05/27/23 02:03	
EPA 6010	Manganese, Dissolved	77.7	ug/L	10.0	05/27/23 02:03	
EPA 6020	Arsenic	2.0	ug/L	1.0	05/30/23 23:49	
EPA 903.1	Radium-226	1.89 ± 0.949	pCi/L		06/19/23 15:44	
		(1.13) C:NA T:97%				
EPA 904.0	Radium-228	0.218 ± 0.268 (0.563) C:77% T:89%	pCi/L		06/14/23 15:34	
Total Radium Calculation	Total Radium	2.11 ± 1.22 (1.69)	pCi/L		06/19/23 17:54	
SM 2320B	Alkalinity, Total as CaCO3	270	mg/L	10.0	05/18/23 05:04	
SM 2320B	Alkalinity,Bicarbonate (CaCO3)	270	mg/L	10.0	05/18/23 05:04	
SM 2540C	Total Dissolved Solids	540	mg/L	10.0	05/23/23 08:36	
SM 4500-H+B	pH at 25 Degrees C	7.7	Std. Units	0.10	05/30/23 17:16	H3
SM 5310C	Total Organic Carbon	1.2	mg/L	1.0	05/26/23 23:38	
SM 5310C	Dissolved Organic Carbon	1.4	mg/L	1.0	05/31/23 21:22	
50345070002	MW-109I					
EPA 9056	Chloride	94.6	mg/L	2.5	05/31/23 17:20	
EPA 9056	Fluoride	0.17	mg/L	0.10	05/31/23 17:02	
EPA 9056	Sulfate	119	mg/L	2.5	05/31/23 17:20	
EPA 6010	Barium	162	ug/L	10.0	05/30/23 13:22	
EPA 6010	Boron	1170	ug/L	100	05/30/23 13:22	
EPA 6010	Calcium	108000	ug/L	1000	05/30/23 13:22	
EPA 6010	Iron	2540	ug/L	100	05/30/23 13:22	
EPA 6010	Magnesium	30200	ug/L	1000	05/30/23 13:22	
EPA 6010	Manganese	193	ug/L	10.0	05/30/23 13:22	
EPA 6010	Potassium	4250	ug/L	1000	05/30/23 13:22	
EPA 6010	Silica	13100	ug/L	450	05/30/23 13:22	N2
EPA 6010	Sodium	62900	ug/L	1000	05/30/23 13:22	
EPA 6010	Iron, Dissolved	2400	ug/L	100	05/27/23 02:05	
EPA 6010	Manganese, Dissolved	196	ug/L	10.0	05/27/23 02:05	
EPA 6020	Arsenic	1.9	ug/L	1.0	05/30/23 23:52	

REPORT OF LABORATORY ANALYSIS

This report shall not be reproduced, except in full,
without the written consent of Pace Analytical Services, LLC.



SUMMARY OF DETECTION

Project: Harding Street P1R3

Pace Project No.: 50345070

Lab Sample ID	Client Sample ID	Result	Units	Report Limit	Analyzed	Qualifiers
Method	Parameters					
50345070002	MW-109I					
EPA 903.1	Radium-226	0.0802 ± 0.609 (1.20) C:NA T:92%	pCi/L		06/19/23 15:44	
EPA 904.0	Radium-228	0.231 ± 0.330 (0.709) C:83% T:83%	pCi/L		06/14/23 15:34	
Total Radium Calculation	Total Radium	0.311 ± 0.939 (1.91)	pCi/L		06/19/23 17:54	
SM 2320B	Alkalinity, Total as CaCO3	304	mg/L	10.0	05/18/23 05:04	
SM 2320B	Alkalinity,Bicarbonate (CaCO3)	304	mg/L	10.0	05/18/23 05:04	
SM 2540C	Total Dissolved Solids	595	mg/L	10.0	05/23/23 11:58	
SM 4500-H+B	pH at 25 Degrees C	7.6	Std. Units	0.10	05/30/23 17:16	H3
SM 5310C	Total Organic Carbon	2.1	mg/L	1.0	05/26/23 23:49	
SM 5310C	Dissolved Organic Carbon	2.4	mg/L	1.0	05/31/23 21:42	
50345070003	MW-102D					
EPA 9056	Chloride	142	mg/L	25.0	05/31/23 18:47	
EPA 9056	Fluoride	0.18	mg/L	0.10	05/31/23 18:12	
EPA 9056	Sulfate	1030	mg/L	25.0	05/31/23 18:47	
EPA 6010	Barium	50.8	ug/L	10.0	05/30/23 13:24	
EPA 6010	Boron	21300	ug/L	100	05/30/23 13:24	
EPA 6010	Calcium	320000	ug/L	2000	05/30/23 13:51	
EPA 6010	Iron	5640	ug/L	100	05/30/23 13:24	
EPA 6010	Lithium	72.0	ug/L	20.0	05/30/23 13:24	
EPA 6010	Magnesium	49300	ug/L	1000	05/30/23 13:24	
EPA 6010	Manganese	522	ug/L	10.0	05/30/23 13:24	
EPA 6010	Molybdenum	564	ug/L	10.0	05/30/23 13:24	
EPA 6010	Potassium	14300	ug/L	1000	05/30/23 13:24	
EPA 6010	Silica	13600	ug/L	450	05/30/23 13:24	N2
EPA 6010	Sodium	162000	ug/L	1000	05/30/23 13:24	
EPA 6010	Iron, Dissolved	5400	ug/L	100	05/27/23 02:07	
EPA 6010	Manganese, Dissolved	529	ug/L	10.0	05/27/23 02:07	
EPA 6010	Molybdenum, Dissolved	557	ug/L	10.0	05/27/23 02:07	
EPA 6020	Arsenic	46.0	ug/L	1.0	05/30/23 23:56	
EPA 903.1	Radium-226	0.879 ± 0.820 (1.27) C:NA T:92%	pCi/L		06/19/23 15:44	
EPA 904.0	Radium-228	1.01 ± 0.425 (0.665) C:83% T:85%	pCi/L		06/14/23 15:37	
Total Radium Calculation	Total Radium	1.89 ± 1.25 (1.94)	pCi/L		06/19/23 17:54	
SM 2320B	Alkalinity, Total as CaCO3	104	mg/L	10.0	05/18/23 05:04	
SM 2320B	Alkalinity,Bicarbonate (CaCO3)	104	mg/L	10.0	05/18/23 05:04	

REPORT OF LABORATORY ANALYSIS

This report shall not be reproduced, except in full,
without the written consent of Pace Analytical Services, LLC.



SUMMARY OF DETECTION

Project: Harding Street P1R3

Pace Project No.: 50345070

Lab Sample ID Method	Client Sample ID Parameters	Result	Units	Report Limit	Analyzed	Qualifiers
50345070003	MW-102D					
SM 2540C	Total Dissolved Solids	1820	mg/L	40.0	05/23/23 11:58	
SM 4500-H+B	pH at 25 Degrees C	7.5	Std. Units	0.10	05/30/23 17:17	H3
EPA 365.1	Phosphate as P04	0.70	mg/L	0.15	05/30/23 19:22	
SM 5310C	Total Organic Carbon	2.0	mg/L	1.0	05/27/23 00:01	
SM 5310C	Dissolved Organic Carbon	2.6	mg/L	1.0	05/31/23 22:08	
50345070004	MW-102S					
EPA 6010	Aluminum	6970	ug/L	200	05/30/23 13:27	
EPA 6010	Barium	65.1	ug/L	10.0	05/30/23 13:27	
EPA 6010	Boron	5520	ug/L	100	05/30/23 13:27	
EPA 6010	Calcium	222000	ug/L	2000	05/30/23 13:54	
EPA 6010	Iron	8020	ug/L	100	05/30/23 13:27	
EPA 6010	Lithium	58.2	ug/L	20.0	05/30/23 13:27	
EPA 6010	Magnesium	78000	ug/L	1000	05/30/23 13:27	
EPA 6010	Manganese	128	ug/L	10.0	05/30/23 13:27	
EPA 6010	Molybdenum	31.9	ug/L	10.0	05/30/23 13:27	
EPA 6010	Potassium	11400	ug/L	1000	05/30/23 13:27	
EPA 6010	Silica	35300	ug/L	450	05/30/23 13:27	N2
EPA 6010	Sodium	148000	ug/L	1000	05/30/23 13:27	
EPA 6010	Manganese, Dissolved	10.3	ug/L	10.0	05/27/23 02:09	
EPA 6010	Molybdenum, Dissolved	27.5	ug/L	10.0	05/27/23 02:09	
EPA 6020	Arsenic	9.6	ug/L	1.0	05/30/23 23:59	
EPA 6020	Beryllium	0.23	ug/L	0.20	05/30/23 23:59	
EPA 6020	Cobalt	2.4	ug/L	1.0	05/30/23 23:59	

REPORT OF LABORATORY ANALYSIS

This report shall not be reproduced, except in full,
without the written consent of Pace Analytical Services, LLC.



ANALYTICAL RESULTS

Project: Harding Street P1R3
 Pace Project No.: 50345070

Sample: MW-109D **Lab ID: 50345070001** Collected: 05/17/23 10:36 Received: 05/17/23 14:00 Matrix: Water

Parameters	Results	Units	Report			Prepared	Analyzed	CAS No.	Qual
			Limit	MDL	DF				
9056 IC Anions									
Analytical Method: EPA 9056									
Pace Analytical Services - Indianapolis									
Chloride	109	mg/L	2.5	0.67	10		05/31/23 16:27	16887-00-6	
Fluoride	0.16	mg/L	0.10	0.017	1		05/31/23 16:10	16984-48-8	
Sulfate	59.6	mg/L	2.5	0.85	10		05/31/23 16:27	14808-79-8	
6010 MET ICP									
Analytical Method: EPA 6010 Preparation Method: EPA 3010									
Pace Analytical Services - Indianapolis									
Aluminum	ND	ug/L	200	54.4	1	05/26/23 09:10	05/30/23 13:19	7429-90-5	
Barium	79.6	ug/L	10.0	1.3	1	05/26/23 09:10	05/30/23 13:19	7440-39-3	
Boron	2190	ug/L	100	61.4	1	05/26/23 09:10	05/30/23 13:19	7440-42-8	
Cadmium	ND	ug/L	2.0	0.48	1	05/26/23 09:10	05/30/23 13:19	7440-43-9	
Calcium	93700	ug/L	1000	88.4	1	05/26/23 09:10	05/30/23 13:19	7440-70-2	
Iron	2200	ug/L	100	48.8	1	05/26/23 09:10	05/30/23 13:19	7439-89-6	
Lead	ND	ug/L	10.0	3.9	1	05/26/23 09:10	05/30/23 13:19	7439-92-1	
Lithium	ND	ug/L	20.0	6.2	1	05/26/23 09:10	05/30/23 13:19	7439-93-2	
Magnesium	24100	ug/L	1000	43.0	1	05/26/23 09:10	05/30/23 13:19	7439-95-4	
Manganese	77.2	ug/L	10.0	5.4	1	05/26/23 09:10	05/30/23 13:19	7439-96-5	
Molybdenum	ND	ug/L	10.0	2.0	1	05/26/23 09:10	05/30/23 13:19	7439-98-7	
Potassium	3590	ug/L	1000	200	1	05/26/23 09:10	05/30/23 13:19	7440-09-7	
Silica	11700	ug/L	450		1	05/26/23 09:10	05/30/23 13:19	7631-86-9	N2
Sodium	58400	ug/L	1000	284	1	05/26/23 09:10	05/30/23 13:19	7440-23-5	
6010 MET ICP, Dissolved									
Analytical Method: EPA 6010 Preparation Method: EPA 3010									
Pace Analytical Services - Indianapolis									
Iron, Dissolved	2130	ug/L	100	48.8	1	05/26/23 08:03	05/27/23 02:03	7439-89-6	
Manganese, Dissolved	77.7	ug/L	10.0	2.5	1	05/26/23 08:03	05/27/23 02:03	7439-96-5	
Molybdenum, Dissolved	ND	ug/L	10.0	3.7	1	05/26/23 08:03	05/27/23 02:03	7439-98-7	
6020 MET ICPMS									
Analytical Method: EPA 6020 Preparation Method: EPA 200.2									
Pace Analytical Services - Indianapolis									
Antimony	ND	ug/L	1.0	0.036	1	05/27/23 06:25	05/30/23 23:49	7440-36-0	
Arsenic	2.0	ug/L	1.0	0.053	1	05/27/23 06:25	05/30/23 23:49	7440-38-2	
Beryllium	ND	ug/L	0.20	0.028	1	05/27/23 06:25	05/30/23 23:49	7440-41-7	
Chromium	ND	ug/L	10.0	0.13	1	05/27/23 06:25	05/30/23 23:49	7440-47-3	
Cobalt	ND	ug/L	1.0	0.032	1	05/27/23 06:25	05/30/23 23:49	7440-48-4	
Selenium	ND	ug/L	1.0	0.23	1	05/27/23 06:25	05/30/23 23:49	7782-49-2	
Thallium	ND	ug/L	1.0	0.033	1	05/27/23 06:25	05/30/23 23:49	7440-28-0	
7470 Mercury									
Analytical Method: EPA 7470 Preparation Method: EPA 7470									
Pace Analytical Services - Indianapolis									
Mercury	ND	ug/L	0.20	0.12	1	05/24/23 18:38	05/25/23 08:54	7439-97-6	
2320B Alkalinity									
Analytical Method: SM 2320B									
Pace Analytical Services - Indianapolis									
Alkalinity, Total as CaCO3	270	mg/L	10.0	10.0	1		05/18/23 05:04		

REPORT OF LABORATORY ANALYSIS

This report shall not be reproduced, except in full,
 without the written consent of Pace Analytical Services, LLC.



ANALYTICAL RESULTS

Project: Harding Street P1R3

Pace Project No.: 50345070

Parameters	Results	Units	Report Limit	MDL	DF	Prepared	Analyzed	CAS No.	Qual
Sample: MW-109D									
Lab ID: 50345070001									
Collected: 05/17/23 10:36									
Received: 05/17/23 14:00									
Matrix: Water									
2320B Alkalinity									
Analytical Method: SM 2320B									
Pace Analytical Services - Indianapolis									
Alkalinity,Bicarbonate (CaCO3)	270	mg/L	10.0	10.0	1		05/18/23 05:04		
Alkalinity,Carbonate (CaCO3)	ND	mg/L	10.0	10.0	1		05/18/23 05:04		
2540C Total Dissolved Solids									
Analytical Method: SM 2540C									
Pace Analytical Services - Indianapolis									
Total Dissolved Solids	540	mg/L	10.0	10.0	1		05/23/23 08:36		
4500H+ pH, Electrometric									
Analytical Method: SM 4500-H+B									
Pace Analytical Services - Indianapolis									
pH at 25 Degrees C	7.7	Std. Units	0.10	0.10	1		05/30/23 17:16		H3
4500S2D Sulfide Water									
Analytical Method: SM 4500-S2-D									
Pace Analytical Services - Indianapolis									
Sulfide	ND	mg/L	0.10	0.025	1		05/18/23 12:40	18496-25-8	
Iron, Ferrous									
Analytical Method: HACH 8146									
Pace Analytical Services - Indianapolis									
Iron, Ferrous	ND	mg/L	0.20	0.035	1		05/19/23 14:07	15438-31-0	H3,N2
353.2 Nitrogen, NO2/NO3 unpres									
Analytical Method: EPA 353.2									
Pace Analytical Services - Indianapolis									
Nitrogen, Nitrate	ND	mg/L	0.10	0.011	1		05/17/23 23:36	14797-55-8	
Nitrogen, Nitrite	ND	mg/L	0.10	0.0040	1		05/17/23 23:36	14797-65-0	
365.1 Total Phosphorus									
Analytical Method: EPA 365.1 Preparation Method: EPA 365.1									
Pace Analytical Services - Indianapolis									
Phosphate as P04	ND	mg/L	0.15	0.15	1	05/25/23 11:00	05/30/23 19:21		
5310C TOC									
Analytical Method: SM 5310C									
Pace Analytical Services - Indianapolis									
Total Organic Carbon	1.2	mg/L	1.0	0.24	1		05/26/23 23:38	7440-44-0	
5310C Dissolved Organic Carbon									
Analytical Method: SM 5310C									
Pace Analytical Services - Indianapolis									
Dissolved Organic Carbon	1.4	mg/L	1.0	0.24	1		05/31/23 21:22		

REPORT OF LABORATORY ANALYSIS

This report shall not be reproduced, except in full,
without the written consent of Pace Analytical Services, LLC.



ANALYTICAL RESULTS

Project: Harding Street P1R3

Pace Project No.: 50345070

Sample: MW-109I **Lab ID: 50345070002** Collected: 05/17/23 12:19 Received: 05/17/23 14:00 Matrix: Water

Parameters	Results	Units	Report			Prepared	Analyzed	CAS No.	Qual
			Limit	MDL	DF				
9056 IC Anions									
Analytical Method: EPA 9056									
Pace Analytical Services - Indianapolis									
Chloride	94.6	mg/L	2.5	0.67	10		05/31/23 17:20	16887-00-6	
Fluoride	0.17	mg/L	0.10	0.017	1		05/31/23 17:02	16984-48-8	
Sulfate	119	mg/L	2.5	0.85	10		05/31/23 17:20	14808-79-8	
6010 MET ICP									
Analytical Method: EPA 6010 Preparation Method: EPA 3010									
Pace Analytical Services - Indianapolis									
Aluminum	ND	ug/L	200	54.4	1	05/26/23 09:10	05/30/23 13:22	7429-90-5	
Barium	162	ug/L	10.0	1.3	1	05/26/23 09:10	05/30/23 13:22	7440-39-3	
Boron	1170	ug/L	100	61.4	1	05/26/23 09:10	05/30/23 13:22	7440-42-8	
Cadmium	ND	ug/L	2.0	0.48	1	05/26/23 09:10	05/30/23 13:22	7440-43-9	
Calcium	108000	ug/L	1000	88.4	1	05/26/23 09:10	05/30/23 13:22	7440-70-2	
Iron	2540	ug/L	100	48.8	1	05/26/23 09:10	05/30/23 13:22	7439-89-6	
Lead	ND	ug/L	10.0	3.9	1	05/26/23 09:10	05/30/23 13:22	7439-92-1	
Lithium	ND	ug/L	20.0	6.2	1	05/26/23 09:10	05/30/23 13:22	7439-93-2	
Magnesium	30200	ug/L	1000	43.0	1	05/26/23 09:10	05/30/23 13:22	7439-95-4	
Manganese	193	ug/L	10.0	5.4	1	05/26/23 09:10	05/30/23 13:22	7439-96-5	
Molybdenum	ND	ug/L	10.0	2.0	1	05/26/23 09:10	05/30/23 13:22	7439-98-7	
Potassium	4250	ug/L	1000	200	1	05/26/23 09:10	05/30/23 13:22	7440-09-7	
Silica	13100	ug/L	450		1	05/26/23 09:10	05/30/23 13:22	7631-86-9	N2
Sodium	62900	ug/L	1000	284	1	05/26/23 09:10	05/30/23 13:22	7440-23-5	
6010 MET ICP, Dissolved									
Analytical Method: EPA 6010 Preparation Method: EPA 3010									
Pace Analytical Services - Indianapolis									
Iron, Dissolved	2400	ug/L	100	48.8	1	05/26/23 08:03	05/27/23 02:05	7439-89-6	
Manganese, Dissolved	196	ug/L	10.0	2.5	1	05/26/23 08:03	05/27/23 02:05	7439-96-5	
Molybdenum, Dissolved	ND	ug/L	10.0	3.7	1	05/26/23 08:03	05/27/23 02:05	7439-98-7	
6020 MET ICPMS									
Analytical Method: EPA 6020 Preparation Method: EPA 200.2									
Pace Analytical Services - Indianapolis									
Antimony	ND	ug/L	1.0	0.036	1	05/27/23 06:25	05/30/23 23:52	7440-36-0	
Arsenic	1.9	ug/L	1.0	0.053	1	05/27/23 06:25	05/30/23 23:52	7440-38-2	
Beryllium	ND	ug/L	0.20	0.028	1	05/27/23 06:25	05/30/23 23:52	7440-41-7	
Chromium	ND	ug/L	10.0	0.13	1	05/27/23 06:25	05/30/23 23:52	7440-47-3	
Cobalt	ND	ug/L	1.0	0.032	1	05/27/23 06:25	05/30/23 23:52	7440-48-4	
Selenium	ND	ug/L	1.0	0.23	1	05/27/23 06:25	05/30/23 23:52	7782-49-2	
Thallium	ND	ug/L	1.0	0.033	1	05/27/23 06:25	05/30/23 23:52	7440-28-0	
7470 Mercury									
Analytical Method: EPA 7470 Preparation Method: EPA 7470									
Pace Analytical Services - Indianapolis									
Mercury	ND	ug/L	0.20	0.12	1	05/24/23 18:38	05/25/23 08:56	7439-97-6	
2320B Alkalinity									
Analytical Method: SM 2320B									
Pace Analytical Services - Indianapolis									
Alkalinity, Total as CaCO3	304	mg/L	10.0	10.0	1		05/18/23 05:04		

REPORT OF LABORATORY ANALYSIS

This report shall not be reproduced, except in full,
without the written consent of Pace Analytical Services, LLC.



ANALYTICAL RESULTS

Project: Harding Street P1R3
 Pace Project No.: 50345070

Parameters	Results	Units	Report Limit	MDL	DF	Prepared	Analyzed	CAS No.	Qual
Sample: MW-109I									
Lab ID: 50345070002									
Collected: 05/17/23 12:19 Received: 05/17/23 14:00 Matrix: Water									
2320B Alkalinity									
Analytical Method: SM 2320B									
Pace Analytical Services - Indianapolis									
Alkalinity,Bicarbonate (CaCO3)	304	mg/L	10.0	10.0	1		05/18/23 05:04		
Alkalinity,Carbonate (CaCO3)	ND	mg/L	10.0	10.0	1		05/18/23 05:04		
2540C Total Dissolved Solids									
Analytical Method: SM 2540C									
Pace Analytical Services - Indianapolis									
Total Dissolved Solids	595	mg/L	10.0	10.0	1		05/23/23 11:58		
4500H+ pH, Electrometric									
Analytical Method: SM 4500-H+B									
Pace Analytical Services - Indianapolis									
pH at 25 Degrees C	7.6	Std. Units	0.10	0.10	1		05/30/23 17:16		H3
4500S2D Sulfide Water									
Analytical Method: SM 4500-S2-D									
Pace Analytical Services - Indianapolis									
Sulfide	ND	mg/L	0.10	0.025	1		05/18/23 12:40	18496-25-8	
Iron, Ferrous									
Analytical Method: HACH 8146									
Pace Analytical Services - Indianapolis									
Iron, Ferrous	ND	mg/L	0.20	0.035	1		05/19/23 14:08	15438-31-0	H3,N2
353.2 Nitrogen, NO2/NO3 unpres									
Analytical Method: EPA 353.2									
Pace Analytical Services - Indianapolis									
Nitrogen, Nitrate	ND	mg/L	0.10	0.011	1		05/17/23 23:42	14797-55-8	
Nitrogen, Nitrite	ND	mg/L	0.10	0.0040	1		05/17/23 23:42	14797-65-0	
365.1 Total Phosphorus									
Analytical Method: EPA 365.1 Preparation Method: EPA 365.1									
Pace Analytical Services - Indianapolis									
Phosphate as P04	ND	mg/L	0.15	0.15	1	05/25/23 11:00	05/30/23 19:22		
5310C TOC									
Analytical Method: SM 5310C									
Pace Analytical Services - Indianapolis									
Total Organic Carbon	2.1	mg/L	1.0	0.24	1		05/26/23 23:49	7440-44-0	
5310C Dissolved Organic Carbon									
Analytical Method: SM 5310C									
Pace Analytical Services - Indianapolis									
Dissolved Organic Carbon	2.4	mg/L	1.0	0.24	1		05/31/23 21:42		

REPORT OF LABORATORY ANALYSIS

This report shall not be reproduced, except in full,
 without the written consent of Pace Analytical Services, LLC.



ANALYTICAL RESULTS

Project: Harding Street P1R3
 Pace Project No.: 50345070

Sample: MW-102D **Lab ID: 50345070003** Collected: 05/17/23 11:35 Received: 05/17/23 14:00 Matrix: Water

Parameters	Results	Units	Report			Prepared	Analyzed	CAS No.	Qual
			Limit	MDL	DF				
9056 IC Anions									
Analytical Method: EPA 9056									
Pace Analytical Services - Indianapolis									
Chloride	142	mg/L	25.0	6.7	100		05/31/23 18:47	16887-00-6	
Fluoride	0.18	mg/L	0.10	0.017	1		05/31/23 18:12	16984-48-8	
Sulfate	1030	mg/L	25.0	8.5	100		05/31/23 18:47	14808-79-8	
6010 MET ICP									
Analytical Method: EPA 6010 Preparation Method: EPA 3010									
Pace Analytical Services - Indianapolis									
Aluminum	ND	ug/L	200	54.4	1	05/26/23 09:10	05/30/23 13:24	7429-90-5	
Barium	50.8	ug/L	10.0	1.3	1	05/26/23 09:10	05/30/23 13:24	7440-39-3	
Boron	21300	ug/L	100	61.4	1	05/26/23 09:10	05/30/23 13:24	7440-42-8	
Cadmium	ND	ug/L	2.0	0.48	1	05/26/23 09:10	05/30/23 13:24	7440-43-9	
Calcium	320000	ug/L	2000	177	2	05/26/23 09:10	05/30/23 13:51	7440-70-2	
Iron	5640	ug/L	100	48.8	1	05/26/23 09:10	05/30/23 13:24	7439-89-6	
Lead	ND	ug/L	10.0	3.9	1	05/26/23 09:10	05/30/23 13:24	7439-92-1	
Lithium	72.0	ug/L	20.0	6.2	1	05/26/23 09:10	05/30/23 13:24	7439-93-2	
Magnesium	49300	ug/L	1000	43.0	1	05/26/23 09:10	05/30/23 13:24	7439-95-4	
Manganese	522	ug/L	10.0	5.4	1	05/26/23 09:10	05/30/23 13:24	7439-96-5	
Molybdenum	564	ug/L	10.0	2.0	1	05/26/23 09:10	05/30/23 13:24	7439-98-7	
Potassium	14300	ug/L	1000	200	1	05/26/23 09:10	05/30/23 13:24	7440-09-7	
Silica	13600	ug/L	450		1	05/26/23 09:10	05/30/23 13:24	7631-86-9	N2
Sodium	162000	ug/L	1000	284	1	05/26/23 09:10	05/30/23 13:24	7440-23-5	
6010 MET ICP, Dissolved									
Analytical Method: EPA 6010 Preparation Method: EPA 3010									
Pace Analytical Services - Indianapolis									
Iron, Dissolved	5400	ug/L	100	48.8	1	05/26/23 08:03	05/27/23 02:07	7439-89-6	
Manganese, Dissolved	529	ug/L	10.0	2.5	1	05/26/23 08:03	05/27/23 02:07	7439-96-5	
Molybdenum, Dissolved	557	ug/L	10.0	3.7	1	05/26/23 08:03	05/27/23 02:07	7439-98-7	
6020 MET ICPMS									
Analytical Method: EPA 6020 Preparation Method: EPA 200.2									
Pace Analytical Services - Indianapolis									
Antimony	ND	ug/L	1.0	0.036	1	05/27/23 06:25	05/30/23 23:56	7440-36-0	
Arsenic	46.0	ug/L	1.0	0.053	1	05/27/23 06:25	05/30/23 23:56	7440-38-2	
Beryllium	ND	ug/L	0.20	0.028	1	05/27/23 06:25	05/30/23 23:56	7440-41-7	
Chromium	ND	ug/L	10.0	0.13	1	05/27/23 06:25	05/30/23 23:56	7440-47-3	
Cobalt	ND	ug/L	1.0	0.032	1	05/27/23 06:25	05/30/23 23:56	7440-48-4	
Selenium	ND	ug/L	1.0	0.23	1	05/27/23 06:25	05/30/23 23:56	7782-49-2	
Thallium	ND	ug/L	1.0	0.033	1	05/27/23 06:25	05/30/23 23:56	7440-28-0	
7470 Mercury									
Analytical Method: EPA 7470 Preparation Method: EPA 7470									
Pace Analytical Services - Indianapolis									
Mercury	ND	ug/L	0.20	0.12	1	05/24/23 18:38	05/25/23 08:59	7439-97-6	
2320B Alkalinity									
Analytical Method: SM 2320B									
Pace Analytical Services - Indianapolis									
Alkalinity, Total as CaCO3	104	mg/L	10.0	10.0	1		05/18/23 05:04		

REPORT OF LABORATORY ANALYSIS

This report shall not be reproduced, except in full,
 without the written consent of Pace Analytical Services, LLC.



ANALYTICAL RESULTS

Project: Harding Street P1R3
 Pace Project No.: 50345070

Sample: MW-102D		Lab ID: 50345070003		Collected: 05/17/23 11:35	Received: 05/17/23 14:00	Matrix: Water			
Parameters	Results	Units	Report Limit	MDL	DF	Prepared	Analyzed	CAS No.	Qual
2320B Alkalinity		Analytical Method: SM 2320B Pace Analytical Services - Indianapolis							
Alkalinity,Bicarbonate (CaCO3)	104	mg/L	10.0	10.0	1		05/18/23 05:04		
Alkalinity,Carbonate (CaCO3)	ND	mg/L	10.0	10.0	1		05/18/23 05:04		
2540C Total Dissolved Solids		Analytical Method: SM 2540C Pace Analytical Services - Indianapolis							
Total Dissolved Solids	1820	mg/L	40.0	40.0	1		05/23/23 11:58		
4500H+ pH, Electrometric		Analytical Method: SM 4500-H+B Pace Analytical Services - Indianapolis							
pH at 25 Degrees C	7.5	Std. Units	0.10	0.10	1		05/30/23 17:17		H3
4500S2D Sulfide Water		Analytical Method: SM 4500-S2-D Pace Analytical Services - Indianapolis							
Sulfide	ND	mg/L	0.10	0.025	1		05/18/23 15:12	18496-25-8	
Iron, Ferrous		Analytical Method: HACH 8146 Pace Analytical Services - Indianapolis							
Iron, Ferrous	ND	mg/L	0.20	0.035	1		05/19/23 14:08	15438-31-0	H3,N2
353.2 Nitrogen, NO2/NO3 unpres		Analytical Method: EPA 353.2 Pace Analytical Services - Indianapolis							
Nitrogen, Nitrate	ND	mg/L	0.10	0.011	1		05/17/23 23:38	14797-55-8	
Nitrogen, Nitrite	ND	mg/L	0.10	0.0040	1		05/17/23 23:38	14797-65-0	
365.1 Total Phosphorus		Analytical Method: EPA 365.1 Preparation Method: EPA 365.1 Pace Analytical Services - Indianapolis							
Phosphate as P04	0.70	mg/L	0.15	0.15	1	05/25/23 11:00	05/30/23 19:22		
5310C TOC		Analytical Method: SM 5310C Pace Analytical Services - Indianapolis							
Total Organic Carbon	2.0	mg/L	1.0	0.24	1		05/27/23 00:01	7440-44-0	
5310C Dissolved Organic Carbon		Analytical Method: SM 5310C Pace Analytical Services - Indianapolis							
Dissolved Organic Carbon	2.6	mg/L	1.0	0.24	1		05/31/23 22:08		

REPORT OF LABORATORY ANALYSIS

This report shall not be reproduced, except in full,
 without the written consent of Pace Analytical Services, LLC.



ANALYTICAL RESULTS

Project: Harding Street P1R3

Pace Project No.: 50345070

Sample: MW-102S **Lab ID: 50345070004** Collected: 05/17/23 12:45 Received: 05/17/23 14:00 Matrix: Water

Parameters	Results	Units	Report			Prepared	Analyzed	CAS No.	Qual
			Limit	MDL	DF				
6010 MET ICP									
Analytical Method: EPA 6010 Preparation Method: EPA 3010									
Pace Analytical Services - Indianapolis									
Aluminum	6970	ug/L	200	54.4	1	05/26/23 09:10	05/30/23 13:27	7429-90-5	
Barium	65.1	ug/L	10.0	1.3	1	05/26/23 09:10	05/30/23 13:27	7440-39-3	
Boron	5520	ug/L	100	61.4	1	05/26/23 09:10	05/30/23 13:27	7440-42-8	
Cadmium	ND	ug/L	2.0	0.48	1	05/26/23 09:10	05/30/23 13:27	7440-43-9	
Calcium	222000	ug/L	2000	177	2	05/26/23 09:10	05/30/23 13:54	7440-70-2	
Iron	8020	ug/L	100	48.8	1	05/26/23 09:10	05/30/23 13:27	7439-89-6	
Lead	ND	ug/L	10.0	3.9	1	05/26/23 09:10	05/30/23 13:27	7439-92-1	
Lithium	58.2	ug/L	20.0	6.2	1	05/26/23 09:10	05/30/23 13:27	7439-93-2	
Magnesium	78000	ug/L	1000	43.0	1	05/26/23 09:10	05/30/23 13:27	7439-95-4	
Manganese	128	ug/L	10.0	5.4	1	05/26/23 09:10	05/30/23 13:27	7439-96-5	
Molybdenum	31.9	ug/L	10.0	2.0	1	05/26/23 09:10	05/30/23 13:27	7439-98-7	
Potassium	11400	ug/L	1000	200	1	05/26/23 09:10	05/30/23 13:27	7440-09-7	
Silica	35300	ug/L	450		1	05/26/23 09:10	05/30/23 13:27	7631-86-9	N2
Sodium	148000	ug/L	1000	284	1	05/26/23 09:10	05/30/23 13:27	7440-23-5	
6010 MET ICP, Dissolved									
Analytical Method: EPA 6010 Preparation Method: EPA 3010									
Pace Analytical Services - Indianapolis									
Iron, Dissolved	ND	ug/L	100	48.8	1	05/26/23 08:03	05/27/23 02:09	7439-89-6	
Manganese, Dissolved	10.3	ug/L	10.0	2.5	1	05/26/23 08:03	05/27/23 02:09	7439-96-5	
Molybdenum, Dissolved	27.5	ug/L	10.0	3.7	1	05/26/23 08:03	05/27/23 02:09	7439-98-7	
6020 MET ICPMS									
Analytical Method: EPA 6020 Preparation Method: EPA 200.2									
Pace Analytical Services - Indianapolis									
Antimony	ND	ug/L	1.0	0.036	1	05/27/23 06:25	05/30/23 23:59	7440-36-0	
Arsenic	9.6	ug/L	1.0	0.053	1	05/27/23 06:25	05/30/23 23:59	7440-38-2	
Beryllium	0.23	ug/L	0.20	0.028	1	05/27/23 06:25	05/30/23 23:59	7440-41-7	
Chromium	ND	ug/L	10.0	0.13	1	05/27/23 06:25	05/30/23 23:59	7440-47-3	
Cobalt	2.4	ug/L	1.0	0.032	1	05/27/23 06:25	05/30/23 23:59	7440-48-4	
Selenium	ND	ug/L	1.0	0.23	1	05/27/23 06:25	05/30/23 23:59	7782-49-2	
Thallium	ND	ug/L	1.0	0.033	1	05/27/23 06:25	05/30/23 23:59	7440-28-0	
7470 Mercury									
Analytical Method: EPA 7470 Preparation Method: EPA 7470									
Pace Analytical Services - Indianapolis									
Mercury	ND	ug/L	0.20	0.12	1	05/24/23 18:38	05/25/23 09:01	7439-97-6	

REPORT OF LABORATORY ANALYSIS

This report shall not be reproduced, except in full,
without the written consent of Pace Analytical Services, LLC.



QUALITY CONTROL DATA

Project: Harding Street P1R3

Pace Project No.: 50345070

QC Batch:	735153	Analysis Method:	EPA 9056
QC Batch Method:	EPA 9056	Analysis Description:	9056 IC Anions
		Laboratory:	Pace Analytical Services - Indianapolis
Associated Lab Samples:	50345070001, 50345070002, 50345070003		

METHOD BLANK: 3373614 Matrix: Water

Associated Lab Samples: 50345070001, 50345070002, 50345070003

Parameter	Units	Blank Result	Reporting Limit	MDL	Analyzed	Qualifiers
Chloride	mg/L	ND	0.25	0.067	05/30/23 19:50	
Fluoride	mg/L	ND	0.10	0.017	05/30/23 19:50	
Sulfate	mg/L	ND	0.25	0.085	05/30/23 19:50	

LABORATORY CONTROL SAMPLE: 3373615

Parameter	Units	Spike Conc.	LCS Result	LCS % Rec	% Rec Limits	Qualifiers
Chloride	mg/L	2.5	2.5	100	80-120	
Fluoride	mg/L	1	1.0	102	80-120	
Sulfate	mg/L	5	4.8	95	80-120	

MATRIX SPIKE & MATRIX SPIKE DUPLICATE: 3373616 3373617

Parameter	Units	MS		MSD		MS Result	MSD Result	MS % Rec	MSD % Rec	% Rec Limits	RPD	Max RPD	Qual
		50345004001 Result	Spike Conc.	Spike Conc.	Conc.								
Chloride	mg/L	14.0	25	25	37.8	37.7	95	95	80-120	0	15		
Fluoride	mg/L	0.15	1	1	1.2	1.2	104	104	80-120	0	15		
Sulfate	mg/L	175	50	50	217	217	85	85	80-120	0	15		

Results presented on this page are in the units indicated by the "Units" column except where an alternate unit is presented to the right of the result.

REPORT OF LABORATORY ANALYSIS

This report shall not be reproduced, except in full, without the written consent of Pace Analytical Services, LLC.



QUALITY CONTROL DATA

Project: Harding Street P1R3

Pace Project No.: 50345070

QC Batch:	735277	Analysis Method:	EPA 7470
QC Batch Method:	EPA 7470	Analysis Description:	7470 Mercury
		Laboratory:	Pace Analytical Services - Indianapolis

Associated Lab Samples: 50345070001, 50345070002, 50345070003, 50345070004

METHOD BLANK: 3374037 Matrix: Water

Associated Lab Samples: 50345070001, 50345070002, 50345070003, 50345070004

Parameter	Units	Blank Result	Reporting Limit	MDL	Analyzed	Qualifiers
Mercury	ug/L	ND	0.20	0.12	05/25/23 08:49	

LABORATORY CONTROL SAMPLE: 3374038

Parameter	Units	Spike Conc.	LCS Result	LCS % Rec	% Rec Limits	Qualifiers
Mercury	ug/L	5	4.9	98	80-120	

MATRIX SPIKE & MATRIX SPIKE DUPLICATE: 3374039 3374040

Parameter	Units	50345114003		50345114004		MS % Rec	MSD % Rec	% Rec Limits	RPD	Max RPD	Qual
		MS Spike Conc.	MSD Spike Conc.	MS Result	MSD Result						
Mercury	ug/L	ND	5	5	4.8	5.1	96	101	75-125	5	20

Results presented on this page are in the units indicated by the "Units" column except where an alternate unit is presented to the right of the result.

REPORT OF LABORATORY ANALYSIS

This report shall not be reproduced, except in full, without the written consent of Pace Analytical Services, LLC.



QUALITY CONTROL DATA

Project: Harding Street P1R3
 Pace Project No.: 50345070

QC Batch: 735676 Analysis Method: EPA 6010
 QC Batch Method: EPA 3010 Analysis Description: 6010 MET
 Laboratory: Pace Analytical Services - Indianapolis
 Associated Lab Samples: 50345070001, 50345070002, 50345070003, 50345070004

METHOD BLANK: 3375715 Matrix: Water
 Associated Lab Samples: 50345070001, 50345070002, 50345070003, 50345070004

Parameter	Units	Blank Result	Reporting Limit	MDL	Analyzed	Qualifiers
Aluminum	ug/L	ND	200	54.4	05/30/23 12:26	
Barium	ug/L	ND	10.0	1.3	05/30/23 12:26	
Boron	ug/L	ND	100	61.4	05/30/23 12:26	
Cadmium	ug/L	ND	2.0	0.48	05/30/23 12:26	
Calcium	ug/L	ND	1000	88.4	05/30/23 12:26	
Iron	ug/L	ND	100	48.8	05/30/23 12:26	
Lead	ug/L	ND	10.0	3.9	05/30/23 12:26	
Lithium	ug/L	ND	20.0	6.2	05/30/23 12:26	
Magnesium	ug/L	ND	1000	43.0	05/30/23 12:26	
Manganese	ug/L	ND	10.0	5.4	05/30/23 12:26	
Molybdenum	ug/L	ND	10.0	2.0	05/30/23 12:26	
Potassium	ug/L	ND	1000	200	05/30/23 12:26	
Silica	ug/L	ND	450		05/30/23 12:26	N2
Sodium	ug/L	ND	1000	284	05/30/23 12:26	

LABORATORY CONTROL SAMPLE: 3375716

Parameter	Units	Spike Conc.	LCS Result	LCS % Rec	% Rec Limits	Qualifiers
Aluminum	ug/L	5000	4480	90	80-120	
Barium	ug/L	1000	973	97	80-120	
Boron	ug/L	1000	918	92	80-120	
Cadmium	ug/L	1000	967	97	80-120	
Calcium	ug/L	5000	4810	96	80-120	
Iron	ug/L	2500	2420	97	80-120	
Lead	ug/L	1000	954	95	80-120	
Lithium	ug/L	1000	995	100	80-120	
Magnesium	ug/L	5000	4800	96	80-120	
Manganese	ug/L	1000	953	95	80-120	
Molybdenum	ug/L	1000	985	99	80-120	
Potassium	ug/L	5000	4650	93	80-120	
Silica	ug/L	5350	5000	94	80-120	N2
Sodium	ug/L	5000	4780	96	80-120	

Results presented on this page are in the units indicated by the "Units" column except where an alternate unit is presented to the right of the result.

REPORT OF LABORATORY ANALYSIS

This report shall not be reproduced, except in full,
 without the written consent of Pace Analytical Services, LLC.



QUALITY CONTROL DATA

Project: Harding Street P1R3

Pace Project No.: 50345070

MATRIX SPIKE & MATRIX SPIKE DUPLICATE: 3375717 3375718											
Parameter	Units	50344983001		MS	MSD	3375718		% Rec	% Rec	% Rec	Max
		Result	Spike Conc.	Spike Conc.	MS Result	MSD Result	MS % Rec				
Aluminum	ug/L	490	5000	5000	5620	5480	103	100	75-125	3	20
Barium	ug/L	708	1000	1000	1710	1670	100	96	75-125	2	20
Boron	ug/L	14600	1000	1000	15300	14800	67	24	75-125	3	20 P6
Cadmium	ug/L	<2.0	1000	1000	1030	1010	103	101	75-125	2	20
Calcium	ug/L	220000	5000	5000	229000	222000	180	36	75-125	3	20 P6
Iron	ug/L	3840	2500	2500	6100	6020	91	87	75-125	1	20
Lead	ug/L	<10.0	1000	1000	882	867	88	86	75-125	2	20
Lithium	ug/L	205	1000	1000	1290	1250	108	105	75-125	3	20
Magnesium	ug/L	105000	5000	5000	107000	105000	42	-2	75-125	2	20 P6
Manganese	ug/L	396	1000	1000	1300	1280	91	88	75-125	2	20
Molybdenum	ug/L	30.9	1000	1000	1020	1000	99	97	75-125	2	20
Potassium	ug/L	377000	5000	5000	389000	374000	232	-64	75-125	4	20 P6
Silica	ug/L	48500	5350	5350	44700	43000	-72	-104	75-125	4	20 N2
Sodium	ug/L	1490000	5000	5000	1550000	1490000	1160	40	75-125	4	20 P6

Results presented on this page are in the units indicated by the "Units" column except where an alternate unit is presented to the right of the result.

REPORT OF LABORATORY ANALYSIS

This report shall not be reproduced, except in full,
without the written consent of Pace Analytical Services, LLC.



QUALITY CONTROL DATA

Project: Harding Street P1R3

Pace Project No.: 50345070

QC Batch:	735699	Analysis Method:	EPA 6010
QC Batch Method:	EPA 3010	Analysis Description:	6010 MET Dissolved
		Laboratory:	Pace Analytical Services - Indianapolis

Associated Lab Samples: 50345070001, 50345070002, 50345070003, 50345070004

METHOD BLANK: 3375810 Matrix: Water
 Associated Lab Samples: 50345070001, 50345070002, 50345070003, 50345070004

Parameter	Units	Blank Result	Reporting Limit	MDL	Analyzed	Qualifiers
Iron, Dissolved	ug/L	ND	100	48.8	05/27/23 01:30	
Manganese, Dissolved	ug/L	ND	10.0	2.5	05/27/23 01:30	
Molybdenum, Dissolved	ug/L	ND	10.0	3.7	05/27/23 01:30	

LABORATORY CONTROL SAMPLE: 3375811

Parameter	Units	Spike Conc.	LCS Result	LCS % Rec	% Rec Limits	Qualifiers
Iron, Dissolved	ug/L	2500	2490	100	80-120	
Manganese, Dissolved	ug/L	1000	947	95	80-120	
Molybdenum, Dissolved	ug/L	1000	972	97	80-120	

MATRIX SPIKE & MATRIX SPIKE DUPLICATE: 3375812 3375813

Parameter	Units	MS		MSD		MS % Rec	MSD % Rec	% Rec Limits	RPD	Max RPD	Qual
		50344998001 Result	Spike Conc.	Spike Conc.	MS Result						
Iron, Dissolved	ug/L	1300	2500	2500	3670	3660	95	95	75-125	0	20
Manganese, Dissolved	ug/L	492	1000	1000	1410	1400	91	91	75-125	0	20
Molybdenum, Dissolved	ug/L	10.7	1000	1000	994	1000	98	99	75-125	1	20

Results presented on this page are in the units indicated by the "Units" column except where an alternate unit is presented to the right of the result.

REPORT OF LABORATORY ANALYSIS

This report shall not be reproduced, except in full, without the written consent of Pace Analytical Services, LLC.



QUALITY CONTROL DATA

Project: Harding Street P1R3

Pace Project No.: 50345070

QC Batch:	736020	Analysis Method:	EPA 6020
QC Batch Method:	EPA 200.2	Analysis Description:	6020 MET
		Laboratory:	Pace Analytical Services - Indianapolis

Associated Lab Samples: 50345070001, 50345070002, 50345070003, 50345070004

METHOD BLANK: 3377483 Matrix: Water
 Associated Lab Samples: 50345070001, 50345070002, 50345070003, 50345070004

Parameter	Units	Blank Result	Reporting Limit	MDL	Analyzed	Qualifiers
Antimony	ug/L	ND	1.0	0.036	05/30/23 18:24	
Arsenic	ug/L	ND	1.0	0.053	05/30/23 18:24	
Beryllium	ug/L	ND	0.20	0.028	05/30/23 18:24	
Chromium	ug/L	ND	10.0	0.13	05/30/23 18:24	
Cobalt	ug/L	ND	1.0	0.032	05/30/23 18:24	
Selenium	ug/L	ND	1.0	0.23	05/30/23 18:24	
Thallium	ug/L	ND	1.0	0.033	05/30/23 18:24	

LABORATORY CONTROL SAMPLE: 3377484

Parameter	Units	Spike Conc.	LCS Result	LCS % Rec	% Rec Limits	Qualifiers
Antimony	ug/L	40	41.3	103	80-120	
Arsenic	ug/L	40	38.9	97	80-120	
Beryllium	ug/L	40	37.8	94	80-120	
Chromium	ug/L	40	39.3	98	80-120	
Cobalt	ug/L	40	39.9	100	80-120	
Selenium	ug/L	40	39.3	98	80-120	
Thallium	ug/L	40	40.7	102	80-120	

MATRIX SPIKE & MATRIX SPIKE DUPLICATE: 3377485 3377486

Parameter	Units	50345129006		3377485		3377486		% Rec	% Rec	% Rec Limits	RPD	Max RPD	Qual
		MS Result	MSD Spike Conc.	MS Result	MSD Spike Conc.	MS Result	MSD Result						
Antimony	ug/L	ND	40	40	42.8	42.0	107	105	75-125	2	20		
Arsenic	ug/L	ND	40	40	37.4	37.1	93	92	75-125	1	20		
Beryllium	ug/L	ND	40	40	37.8	38.0	94	95	75-125	1	20		
Chromium	ug/L	ND	40	40	38.6	38.4	96	95	75-125	1	20		
Cobalt	ug/L	ND	40	40	38.1	37.7	94	93	75-125	1	20		
Selenium	ug/L	ND	40	40	39.9	40.7	99	101	75-125	2	20		
Thallium	ug/L	ND	40	40	43.4	42.8	108	107	75-125	1	20		

MATRIX SPIKE & MATRIX SPIKE DUPLICATE: 3377487 3377488

Parameter	Units	50345068001		3377487		3377488		% Rec	% Rec	% Rec Limits	RPD	Max RPD	Qual
		MS Result	MSD Spike Conc.	MS Result	MSD Spike Conc.	MS Result	MSD Result						
Antimony	ug/L	ND	40	40	42.4	42.7	106	107	75-125	1	20		

Results presented on this page are in the units indicated by the "Units" column except where an alternate unit is presented to the right of the result.

REPORT OF LABORATORY ANALYSIS

This report shall not be reproduced, except in full, without the written consent of Pace Analytical Services, LLC.



QUALITY CONTROL DATA

Project: Harding Street P1R3

Pace Project No.: 50345070

MATRIX SPIKE & MATRIX SPIKE DUPLICATE: 3377487 3377488											
Parameter	Units	50345068001		MS		MSD		3377487		3377488	
		Result	MS Spike Conc.	MSD Spike Conc.	MS Result	MSD Result	MS % Rec	MSD % Rec	% Rec Limits	RPD	Max RPD
Arsenic	ug/L	15.6	40	40	54.0	54.2	96	97	75-125	0	20
Beryllium	ug/L	ND	40	40	38.6	38.9	97	97	75-125	1	20
Chromium	ug/L	ND	40	40	38.4	38.3	96	95	75-125	0	20
Cobalt	ug/L	ND	40	40	38.7	38.9	96	97	75-125	1	20
Selenium	ug/L	ND	40	40	39.0	39.1	97	97	75-125	0	20
Thallium	ug/L	ND	40	40	42.5	42.5	106	106	75-125	0	20

Results presented on this page are in the units indicated by the "Units" column except where an alternate unit is presented to the right of the result.

REPORT OF LABORATORY ANALYSIS

This report shall not be reproduced, except in full, without the written consent of Pace Analytical Services, LLC.



QUALITY CONTROL DATA

Project: Harding Street P1R3

Pace Project No.: 50345070

QC Batch: 734270

Analysis Method: SM 2320B

QC Batch Method: SM 2320B

Analysis Description: 2320B Alkalinity

Laboratory: Pace Analytical Services - Indianapolis

Associated Lab Samples: 50345070001, 50345070002, 50345070003

METHOD BLANK: 3369882

Matrix: Water

Associated Lab Samples: 50345070001, 50345070002, 50345070003

Parameter	Units	Blank Result	Reporting Limit	MDL	Analyzed	Qualifiers
Alkalinity, Total as CaCO3	mg/L	ND	10.0	10.0	05/18/23 05:04	
Alkalinity,Bicarbonate (CaCO3)	mg/L	ND	10.0	10.0	05/18/23 05:04	
Alkalinity,Carbonate (CaCO3)	mg/L	ND	10.0	10.0	05/18/23 05:04	

LABORATORY CONTROL SAMPLE: 3369883

Parameter	Units	Spike Conc.	LCS Result	LCS % Rec	% Rec Limits	Qualifiers
Alkalinity, Total as CaCO3	mg/L	50	50.4	101	90-110	

SAMPLE DUPLICATE: 3369884

Parameter	Units	50345000001 Result	Dup Result	RPD	Max RPD	Qualifiers
Alkalinity, Total as CaCO3	mg/L	307	311	1	20	
Alkalinity,Bicarbonate (CaCO3)	mg/L	307	311	1	20	
Alkalinity,Carbonate (CaCO3)	mg/L	ND	ND		20	

Results presented on this page are in the units indicated by the "Units" column except where an alternate unit is presented to the right of the result.

REPORT OF LABORATORY ANALYSIS

This report shall not be reproduced, except in full, without the written consent of Pace Analytical Services, LLC.



QUALITY CONTROL DATA

Project: Harding Street P1R3

Pace Project No.: 50345070

QC Batch: 735209

Analysis Method: SM 2540C

QC Batch Method: SM 2540C

Analysis Description: 2540C Total Dissolved Solids

Laboratory: Pace Analytical Services - Indianapolis

Associated Lab Samples: 50345070001

METHOD BLANK: 3373841

Matrix: Water

Associated Lab Samples: 50345070001

Parameter	Units	Blank Result	Reporting Limit	MDL	Analyzed	Qualifiers
Total Dissolved Solids	mg/L	ND	10.0	10.0	05/23/23 08:30	

LABORATORY CONTROL SAMPLE: 3373842

Parameter	Units	Spike Conc.	LCS Result	LCS % Rec	% Rec Limits	Qualifiers
Total Dissolved Solids	mg/L	300	284	95	80-120	

SAMPLE DUPLICATE: 3373843

Parameter	Units	50345251013 Result	Dup Result	RPD	Max RPD	Qualifiers
Total Dissolved Solids	mg/L	974	996	2	10	

SAMPLE DUPLICATE: 3373844

Parameter	Units	50345261002 Result	Dup Result	RPD	Max RPD	Qualifiers
Total Dissolved Solids	mg/L	236	236	0	10	

Results presented on this page are in the units indicated by the "Units" column except where an alternate unit is presented to the right of the result.

REPORT OF LABORATORY ANALYSIS

This report shall not be reproduced, except in full, without the written consent of Pace Analytical Services, LLC.



QUALITY CONTROL DATA

Project: Harding Street P1R3

Pace Project No.: 50345070

QC Batch: 735267

Analysis Method: SM 2540C

QC Batch Method: SM 2540C

Analysis Description: 2540C Total Dissolved Solids

Laboratory: Pace Analytical Services - Indianapolis

Associated Lab Samples: 50345070002, 50345070003

METHOD BLANK: 3373993

Matrix: Water

Associated Lab Samples: 50345070002, 50345070003

Parameter	Units	Blank Result	Reporting Limit	MDL	Analyzed	Qualifiers
Total Dissolved Solids	mg/L	ND	10.0	10.0	05/23/23 11:57	

LABORATORY CONTROL SAMPLE: 3373994

Parameter	Units	Spike Conc.	LCS Result	LCS % Rec	% Rec Limits	Qualifiers
Total Dissolved Solids	mg/L	300	282	94	80-120	

SAMPLE DUPLICATE: 3373995

Parameter	Units	50345105004 Result	Dup Result	RPD	Max RPD	Qualifiers
Total Dissolved Solids	mg/L	1540	1560	1	10	

SAMPLE DUPLICATE: 3373996

Parameter	Units	50345115001 Result	Dup Result	RPD	Max RPD	Qualifiers
Total Dissolved Solids	mg/L	2350	2320	1	10	

Results presented on this page are in the units indicated by the "Units" column except where an alternate unit is presented to the right of the result.

REPORT OF LABORATORY ANALYSIS

This report shall not be reproduced, except in full, without the written consent of Pace Analytical Services, LLC.



QUALITY CONTROL DATA

Project: Harding Street P1R3

Pace Project No.: 50345070

QC Batch: 736563

Analysis Method: SM 4500-H+B

QC Batch Method: SM 4500-H+B

Analysis Description: 4500H+B pH

Laboratory: Pace Analytical Services - Indianapolis

Associated Lab Samples: 50345070001, 50345070002, 50345070003

SAMPLE DUPLICATE: 3379649

Parameter	Units	50345003001 Result	Dup Result	RPD	Max RPD	Qualifiers
pH at 25 Degrees C	Std. Units	8.0	8.0	0	2	H3

SAMPLE DUPLICATE: 3379650

Parameter	Units	50345068001 Result	Dup Result	RPD	Max RPD	Qualifiers
pH at 25 Degrees C	Std. Units	7.4	7.5	1	2	H3

Results presented on this page are in the units indicated by the "Units" column except where an alternate unit is presented to the right of the result.

REPORT OF LABORATORY ANALYSIS

This report shall not be reproduced, except in full,
without the written consent of Pace Analytical Services, LLC.



QUALITY CONTROL DATA

Project: Harding Street P1R3

Pace Project No.: 50345070

QC Batch: 734357

Analysis Method: SM 4500-S2-D

QC Batch Method: SM 4500-S2-D

Analysis Description: 4500S2D Sulfide Water

Laboratory: Pace Analytical Services - Indianapolis

Associated Lab Samples: 50345070001, 50345070002

METHOD BLANK: 3370152

Matrix: Water

Associated Lab Samples: 50345070001, 50345070002

Parameter	Units	Blank Result	Reporting Limit	MDL	Analyzed	Qualifiers
Sulfide	mg/L	ND	0.10	0.025	05/18/23 12:40	

LABORATORY CONTROL SAMPLE: 3370153

Parameter	Units	Spike Conc.	LCS Result	LCS % Rec	% Rec Limits	Qualifiers
Sulfide	mg/L	0.5	0.52	104	90-110	

MATRIX SPIKE SAMPLE: 3370154

Parameter	Units	50344962004 Result	Spike Conc.	MS Result	MS % Rec	% Rec Limits	Qualifiers
Sulfide	mg/L	2.8J	5	7.7	98	90-110	

MATRIX SPIKE & MATRIX SPIKE DUPLICATE: 3370155 3370156

Parameter	Units	50344965001 Result	MS Spike Conc.	MSD Spike Conc.	MS Result	MSD Result	MS % Rec	MSD % Rec	% Rec Limits	RPD	Max RPD	Qual
Sulfide	mg/L	0.028J	0.5	0.5	0.40	0.42	75	78	90-110	3	20	

Results presented on this page are in the units indicated by the "Units" column except where an alternate unit is presented to the right of the result.

REPORT OF LABORATORY ANALYSIS

This report shall not be reproduced, except in full, without the written consent of Pace Analytical Services, LLC.



QUALITY CONTROL DATA

Project: Harding Street P1R3

Pace Project No.: 50345070

QC Batch: 734464

Analysis Method: SM 4500-S2-D

QC Batch Method: SM 4500-S2-D

Analysis Description: 4500S2D Sulfide Water

Laboratory: Pace Analytical Services - Indianapolis

Associated Lab Samples: 50345070003

METHOD BLANK: 3370689

Matrix: Water

Associated Lab Samples: 50345070003

Parameter	Units	Blank Result	Reporting Limit	MDL	Analyzed	Qualifiers
Sulfide	mg/L	ND	0.10	0.025	05/18/23 15:12	

LABORATORY CONTROL SAMPLE: 3370690

Parameter	Units	Spike Conc.	LCS Result	LCS % Rec	% Rec Limits	Qualifiers
Sulfide	mg/L	0.5	0.52	105	90-110	

MATRIX SPIKE & MATRIX SPIKE DUPLICATE: 3370691 3370692

Parameter	Units	50344998001		3370691		3370692		% Rec Limits	RPD	Max RPD	Qual	
		MS Result	MSD Spike Conc.	MS Result	MSD Spike Conc.	MS Result	MSD Spike Conc.					
Sulfide	mg/L	ND	0.5	0.5	0.42	0.42	84	84	90-110	1	20	M3

MATRIX SPIKE & MATRIX SPIKE DUPLICATE: 3370693 3370694

Parameter	Units	50345068001		3370693		3370694		% Rec Limits	RPD	Max RPD	Qual	
		MS Result	MSD Spike Conc.	MS Result	MSD Spike Conc.	MS Result	MSD Spike Conc.					
Sulfide	mg/L	ND	0.5	0.5	0.37	0.38	73	75	90-110	3	20	M3

Results presented on this page are in the units indicated by the "Units" column except where an alternate unit is presented to the right of the result.

REPORT OF LABORATORY ANALYSIS

This report shall not be reproduced, except in full, without the written consent of Pace Analytical Services, LLC.



QUALITY CONTROL DATA

Project: Harding Street P1R3
 Pace Project No.: 50345070

QC Batch: 734752 Analysis Method: HACH 8146
 QC Batch Method: HACH 8146 Analysis Description: Iron, Ferrous
 Laboratory: Pace Analytical Services - Indianapolis
 Associated Lab Samples: 50345070001, 50345070002, 50345070003

METHOD BLANK: 3371875 Matrix: Water
 Associated Lab Samples: 50345070001, 50345070002, 50345070003

Parameter	Units	Blank Result	Reporting Limit	MDL	Analyzed	Qualifiers
Iron, Ferrous	mg/L	ND	0.20	0.035	05/19/23 14:03	H3,N2

LABORATORY CONTROL SAMPLE: 3371876

Parameter	Units	Spike Conc.	LCS Result	LCS % Rec	% Rec Limits	Qualifiers
Iron, Ferrous	mg/L	1	1.0	101	90-110	H3,N2

MATRIX SPIKE & MATRIX SPIKE DUPLICATE: 3371877 3371878

Parameter	Units	50345068001		3371877		3371878		% Rec Limits	RPD	Max RPD	Qual	
		MS Result	MSD Result	MS Result	MSD Result	MS Result	MSD Result					
Iron, Ferrous	mg/L	ND	1	1	1.1	1.1	109	109	90-110	0	20	H3,N2

MATRIX SPIKE & MATRIX SPIKE DUPLICATE: 3371879 3371880

Parameter	Units	50345193004		3371879		3371880		% Rec Limits	RPD	Max RPD	Qual	
		MS Result	MSD Result	MS Result	MSD Result	MS Result	MSD Result					
Iron, Ferrous	mg/L	ND	1	1	1.1	1.1	107	107	90-110	0	20	H3,N2

Results presented on this page are in the units indicated by the "Units" column except where an alternate unit is presented to the right of the result.

REPORT OF LABORATORY ANALYSIS

This report shall not be reproduced, except in full,
 without the written consent of Pace Analytical Services, LLC.



QUALITY CONTROL DATA

Project: Harding Street P1R3

Pace Project No.: 50345070

QC Batch:	734243	Analysis Method:	EPA 353.2
QC Batch Method:	EPA 353.2	Analysis Description:	353.2 Nitrate + Nitrite, Unpres.
		Laboratory:	Pace Analytical Services - Indianapolis

Associated Lab Samples: 50345070001, 50345070002, 50345070003

METHOD BLANK: 3369563 Matrix: Water

Associated Lab Samples: 50345070001, 50345070002, 50345070003

Parameter	Units	Blank Result	Reporting Limit	MDL	Analyzed	Qualifiers
Nitrogen, Nitrate	mg/L	ND	0.10	0.011	05/17/23 23:08	
Nitrogen, Nitrite	mg/L	ND	0.10	0.0040	05/17/23 23:08	

LABORATORY CONTROL SAMPLE: 3369564

Parameter	Units	Spike Conc.	LCS Result	LCS % Rec	% Rec Limits	Qualifiers
Nitrogen, Nitrate	mg/L	1	0.99	99	90-110	
Nitrogen, Nitrite	mg/L	1	0.99	99	90-110	

MATRIX SPIKE & MATRIX SPIKE DUPLICATE: 3369565 3369566

Parameter	Units	50345000007		3369566		MS Result	MSD Result	MS % Rec	MSD % Rec	% Rec Limits	RPD	Max RPD	Qual
		Result	MS Spike Conc.	MSD Spike Conc.	MS Result								
Nitrogen, Nitrate	mg/L	ND	1	1	1.1	1.1	102	103	90-110	1	20		
Nitrogen, Nitrite	mg/L	ND	1	1	1.0	1.0	101	101	90-110	0	20		

MATRIX SPIKE SAMPLE: 3369567

Parameter	Units	50345000008 Result	Spike Conc.	MS Result	MS % Rec	% Rec Limits	Qualifiers
Nitrogen, Nitrate	mg/L	ND	1	1.0	101	90-110	
Nitrogen, Nitrite	mg/L	ND	1	1.0	101	90-110	

Results presented on this page are in the units indicated by the "Units" column except where an alternate unit is presented to the right of the result.

REPORT OF LABORATORY ANALYSIS

This report shall not be reproduced, except in full, without the written consent of Pace Analytical Services, LLC.



QUALITY CONTROL DATA

Project: Harding Street P1R3

Pace Project No.: 50345070

QC Batch:	735788	Analysis Method:	EPA 365.1
QC Batch Method:	EPA 365.1	Analysis Description:	365.1 Total Phosphorus
		Laboratory:	Pace Analytical Services - Indianapolis

Associated Lab Samples: 50345070001, 50345070002, 50345070003

METHOD BLANK: 3376251 Matrix: Water
 Associated Lab Samples: 50345070001, 50345070002, 50345070003

Parameter	Units	Blank Result	Reporting Limit	MDL	Analyzed	Qualifiers
Phosphate as P04	mg/L	ND	0.15	0.15	05/30/23 19:12	

LABORATORY CONTROL SAMPLE: 3376252

Parameter	Units	Spike Conc.	LCS Result	LCS % Rec	% Rec Limits	Qualifiers
Phosphate as P04	mg/L		1.5			

MATRIX SPIKE & MATRIX SPIKE DUPLICATE: 3376253 3376254

Parameter	Units	50344998001 Result	MS Spike Conc.	MSD Spike Conc.	MS Result	MSD Result	MS % Rec	MSD % Rec	% Rec Limits	RPD	Max RPD	Qual
Phosphate as P04	mg/L	ND			1.4	1.5				6		

Results presented on this page are in the units indicated by the "Units" column except where an alternate unit is presented to the right of the result.

REPORT OF LABORATORY ANALYSIS

This report shall not be reproduced, except in full, without the written consent of Pace Analytical Services, LLC.



QUALITY CONTROL DATA

Project: Harding Street P1R3

Pace Project No.: 50345070

QC Batch: 735861

Analysis Method: SM 5310C

QC Batch Method: SM 5310C

Analysis Description: 5310C Total Organic Carbon

Laboratory: Pace Analytical Services - Indianapolis

Associated Lab Samples: 50345070001, 50345070002, 50345070003

METHOD BLANK: 3376510

Matrix: Water

Associated Lab Samples: 50345070001, 50345070002, 50345070003

Parameter	Units	Blank Result	Reporting Limit	MDL	Analyzed	Qualifiers
Total Organic Carbon	mg/L	ND	1.0	0.24	05/26/23 17:50	

LABORATORY CONTROL SAMPLE: 3376511

Parameter	Units	Spike Conc.	LCS Result	LCS % Rec	% Rec Limits	Qualifiers
Total Organic Carbon	mg/L	10	9.8	98	90-110	

MATRIX SPIKE & MATRIX SPIKE DUPLICATE: 3376512 3376513

Parameter	Units	50344962003		3376512		3376513		% Rec Limits	RPD	Max RPD	Qual
		MS Result	MSD Spike Conc.	MS Result	MSD Spike Conc.	MS Result	MSD Spike Conc.				
Total Organic Carbon	mg/L	3.7	40	40	44.4	42.7	102	98	80-120	4	20

MATRIX SPIKE & MATRIX SPIKE DUPLICATE: 3376514 3376515

Parameter	Units	50344965001		3376514		3376515		% Rec Limits	RPD	Max RPD	Qual
		MS Result	MSD Spike Conc.	MS Result	MSD Spike Conc.	MS Result	MSD Spike Conc.				
Total Organic Carbon	mg/L	2.1J	10	10	11.1	11.0	90	89	80-120	1	20

Results presented on this page are in the units indicated by the "Units" column except where an alternate unit is presented to the right of the result.

REPORT OF LABORATORY ANALYSIS

This report shall not be reproduced, except in full, without the written consent of Pace Analytical Services, LLC.



QUALITY CONTROL DATA

Project: Harding Street P1R3

Pace Project No.: 50345070

QC Batch:	736665	Analysis Method:	SM 5310C
QC Batch Method:	SM 5310C	Analysis Description:	5310C Dissolved Organic Carbon
		Laboratory:	Pace Analytical Services - Indianapolis
Associated Lab Samples:	50345070001, 50345070002, 50345070003		

METHOD BLANK: 3380008 Matrix: Water
 Associated Lab Samples: 50345070001, 50345070002, 50345070003

Parameter	Units	Blank Result	Reporting Limit	MDL	Analyzed	Qualifiers
Dissolved Organic Carbon	mg/L	ND	1.0	0.24	05/31/23 19:13	

LABORATORY CONTROL SAMPLE: 3380009

Parameter	Units	Spike Conc.	LCS Result	LCS % Rec	% Rec Limits	Qualifiers
Dissolved Organic Carbon	mg/L	10	9.9	99	90-110	

MATRIX SPIKE & MATRIX SPIKE DUPLICATE: 3380010 3380011

Parameter	Units	50345105004		3380010		3380011		% Rec Limits	RPD	Max RPD	Qual	
		MS Result	MSD Spike Conc.	MS Result	MSD Spike Conc.	MS Result	MSD Result					
Dissolved Organic Carbon	mg/L	93.5	80	80	168	170	93	96	80-120	1	20	

MATRIX SPIKE & MATRIX SPIKE DUPLICATE: 3380012 3380013

Parameter	Units	50345115001		3380012		3380013		% Rec Limits	RPD	Max RPD	Qual	
		MS Result	MSD Spike Conc.	MS Result	MSD Spike Conc.	MS Result	MSD Result					
Dissolved Organic Carbon	mg/L	55.1	80	80	133	137	97	102	80-120	3	20	

MATRIX SPIKE & MATRIX SPIKE DUPLICATE: 3380014 3380015

Parameter	Units	50345115005		3380014		3380015		% Rec Limits	RPD	Max RPD	Qual	
		MS Result	MSD Spike Conc.	MS Result	MSD Spike Conc.	MS Result	MSD Result					
Dissolved Organic Carbon	mg/L	17.6	40	40	57.2	56.8	99	98	80-120	1	20	

Results presented on this page are in the units indicated by the "Units" column except where an alternate unit is presented to the right of the result.

REPORT OF LABORATORY ANALYSIS

This report shall not be reproduced, except in full, without the written consent of Pace Analytical Services, LLC.



ANALYTICAL RESULTS - RADIOCHEMISTRY

Project: Harding Street P1R3

Pace Project No.: 50345070

Sample: MW-109D **Lab ID: 50345070001** Collected: 05/17/23 10:36 Received: 05/17/23 14:00 Matrix: Water
 PWS: Site ID: Sample Type:

Parameters	Method	Act ± Unc (MDC) Carr Trac	Units	Analyzed	CAS No.	Qual
	Pace Analytical Services - Greensburg					
Radium-226	EPA 903.1	1.89 ± 0.949 (1.13) C:NA T:97%	pCi/L	06/19/23 15:44	13982-63-3	
	Pace Analytical Services - Greensburg					
Radium-228	EPA 904.0	0.218 ± 0.268 (0.563) C:77% T:89%	pCi/L	06/14/23 15:34	15262-20-1	
	Pace Analytical Services - Greensburg					
Total Radium	Total Radium Calculation	2.11 ± 1.22 (1.69)	pCi/L	06/19/23 17:54	7440-14-4	

REPORT OF LABORATORY ANALYSIS

This report shall not be reproduced, except in full, without the written consent of Pace Analytical Services, LLC.



ANALYTICAL RESULTS - RADIOCHEMISTRY

Project: Harding Street P1R3

Pace Project No.: 50345070

Sample: MW-109I **Lab ID: 50345070002** Collected: 05/17/23 12:19 Received: 05/17/23 14:00 Matrix: Water
 PWS: Site ID: Sample Type:

Parameters	Method	Act ± Unc (MDC) Carr Trac	Units	Analyzed	CAS No.	Qual
	Pace Analytical Services - Greensburg					
Radium-226	EPA 903.1	0.0802 ± 0.609 (1.20) C:NA T:92%	pCi/L	06/19/23 15:44	13982-63-3	
	Pace Analytical Services - Greensburg					
Radium-228	EPA 904.0	0.231 ± 0.330 (0.709) C:83% T:83%	pCi/L	06/14/23 15:34	15262-20-1	
	Pace Analytical Services - Greensburg					
Total Radium	Total Radium Calculation	0.311 ± 0.939 (1.91)	pCi/L	06/19/23 17:54	7440-14-4	

REPORT OF LABORATORY ANALYSIS

This report shall not be reproduced, except in full, without the written consent of Pace Analytical Services, LLC.



ANALYTICAL RESULTS - RADIOCHEMISTRY

Project: Harding Street P1R3

Pace Project No.: 50345070

Sample: MW-102D **Lab ID: 50345070003** Collected: 05/17/23 11:35 Received: 05/17/23 14:00 Matrix: Water
 PWS: Site ID: Sample Type:

Parameters	Method	Act ± Unc (MDC) Carr Trac	Units	Analyzed	CAS No.	Qual
	Pace Analytical Services - Greensburg					
Radium-226	EPA 903.1	0.879 ± 0.820 (1.27) C:NA T:92%	pCi/L	06/19/23 15:44	13982-63-3	
	Pace Analytical Services - Greensburg					
Radium-228	EPA 904.0	1.01 ± 0.425 (0.665) C:83% T:85%	pCi/L	06/14/23 15:37	15262-20-1	
	Pace Analytical Services - Greensburg					
Total Radium	Total Radium Calculation	1.89 ± 1.25 (1.94)	pCi/L	06/19/23 17:54	7440-14-4	

REPORT OF LABORATORY ANALYSIS

This report shall not be reproduced, except in full, without the written consent of Pace Analytical Services, LLC.



QUALITY CONTROL - RADIOCHEMISTRY

Project: Harding Street P1R3

Pace Project No.: 50345070

QC Batch: 591564

Analysis Method: EPA 903.1

QC Batch Method: EPA 903.1

Analysis Description: 903.1 Radium-226

Laboratory: Pace Analytical Services - Greensburg

Associated Lab Samples: 50345070001, 50345070002, 50345070003

METHOD BLANK: 2874445

Matrix: Water

Associated Lab Samples: 50345070001, 50345070002, 50345070003

Parameter	Act ± Unc (MDC) Carr Trac	Units	Analyzed	Qualifiers
Radium-226	0.103 ± 0.247 (0.477) C:NA T:99%	pCi/L	06/19/23 14:47	

Results presented on this page are in the units indicated by the "Units" column except where an alternate unit is presented to the right of the result.

REPORT OF LABORATORY ANALYSIS

This report shall not be reproduced, except in full, without the written consent of Pace Analytical Services, LLC.



QUALITY CONTROL - RADIOCHEMISTRY

Project: Harding Street P1R3

Pace Project No.: 50345070

QC Batch:	591565	Analysis Method:	EPA 904.0
QC Batch Method:	EPA 904.0	Analysis Description:	904.0 Radium 228
		Laboratory:	Pace Analytical Services - Greensburg

Associated Lab Samples: 50345070001, 50345070002, 50345070003

METHOD BLANK:	2874446	Matrix:	Water
---------------	---------	---------	-------

Associated Lab Samples: 50345070001, 50345070002, 50345070003

Parameter	Act ± Unc (MDC) Carr Trac	Units	Analyzed	Qualifiers
Radium-228	0.568 ± 0.355 (0.653) C:74% T:90%	pCi/L	06/14/23 12:22	

Results presented on this page are in the units indicated by the "Units" column except where an alternate unit is presented to the right of the result.

REPORT OF LABORATORY ANALYSIS

This report shall not be reproduced, except in full, without the written consent of Pace Analytical Services, LLC.



QUALIFIERS

Project: Harding Street P1R3

Pace Project No.: 50345070

DEFINITIONS

DF - Dilution Factor, if reported, represents the factor applied to the reported data due to dilution of the sample aliquot.

ND - Not Detected at or above adjusted reporting limit.

TNTC - Too Numerous To Count

J - Estimated concentration above the adjusted method detection limit and below the adjusted reporting limit.

MDL - Adjusted Method Detection Limit.

PQL - Practical Quantitation Limit.

RL - Reporting Limit - The lowest concentration value that meets project requirements for quantitative data with known precision and bias for a specific analyte in a specific matrix.

S - Surrogate

1,2-Diphenylhydrazine decomposes to and cannot be separated from Azobenzene using Method 8270. The result for each analyte is a combined concentration.

Consistent with EPA guidelines, unrounded data are displayed and have been used to calculate % recovery and RPD values.

LCS(D) - Laboratory Control Sample (Duplicate)

MS(D) - Matrix Spike (Duplicate)

DUP - Sample Duplicate

RPD - Relative Percent Difference

NC - Not Calculable.

SG - Silica Gel - Clean-Up

U - Indicates the compound was analyzed for, but not detected.

N-Nitrosodiphenylamine decomposes and cannot be separated from Diphenylamine using Method 8270. The result reported for each analyte is a combined concentration.

Reported results are not rounded until the final step prior to reporting. Therefore, calculated parameters that are typically reported as "Total" may vary slightly from the sum of the reported component parameters.

Act - Activity

Unc - Uncertainty: SDWA = 1.96 sigma count uncertainty, all other matrices = Expanded Uncertainty (95% confidence interval).

Gamma Spec = Expanded Uncertainty (95.4% Confidence Interval)

(MDC) - Minimum Detectable Concentration

Trac - Tracer Recovery (%)

Carr - Carrier Recovery (%)

Pace Analytical is TNI accredited. Contact your Pace PM for the current list of accredited analytes.

TNI - The NELAC Institute.

ANALYTE QUALIFIERS

H3 Sample was received or analysis requested beyond the recognized method holding time.

M3 Matrix spike recovery was outside laboratory control limits due to matrix interferences.

N2 The lab does not hold NELAC/TNI accreditation for this parameter but other accreditations/certifications may apply. A complete list of accreditations/certifications is available upon request.

P6 Matrix spike recovery was outside laboratory control limits due to a parent sample concentration notably higher than the spike level.

REPORT OF LABORATORY ANALYSIS

This report shall not be reproduced, except in full,
without the written consent of Pace Analytical Services, LLC.



QUALITY CONTROL DATA CROSS REFERENCE TABLE

Project: Harding Street P1R3

Pace Project No.: 50345070

Lab ID	Sample ID	QC Batch Method	QC Batch	Analytical Method	Analytical Batch
50345070001	MW-109D	EPA 9056	735153		
50345070002	MW-109I	EPA 9056	735153		
50345070003	MW-102D	EPA 9056	735153		
50345070001	MW-109D	EPA 3010	735676	EPA 6010	736426
50345070002	MW-109I	EPA 3010	735676	EPA 6010	736426
50345070003	MW-102D	EPA 3010	735676	EPA 6010	736426
50345070004	MW-102S	EPA 3010	735676	EPA 6010	736426
50345070001	MW-109D	EPA 3010	735699	EPA 6010	736237
50345070002	MW-109I	EPA 3010	735699	EPA 6010	736237
50345070003	MW-102D	EPA 3010	735699	EPA 6010	736237
50345070004	MW-102S	EPA 3010	735699	EPA 6010	736237
50345070001	MW-109D	EPA 200.2	736020	EPA 6020	736314
50345070002	MW-109I	EPA 200.2	736020	EPA 6020	736314
50345070003	MW-102D	EPA 200.2	736020	EPA 6020	736314
50345070004	MW-102S	EPA 200.2	736020	EPA 6020	736314
50345070001	MW-109D	EPA 7470	735277	EPA 7470	735749
50345070002	MW-109I	EPA 7470	735277	EPA 7470	735749
50345070003	MW-102D	EPA 7470	735277	EPA 7470	735749
50345070004	MW-102S	EPA 7470	735277	EPA 7470	735749
50345070001	MW-109D	EPA 903.1	591564		
50345070002	MW-109I	EPA 903.1	591564		
50345070003	MW-102D	EPA 903.1	591564		
50345070001	MW-109D	EPA 904.0	591565		
50345070002	MW-109I	EPA 904.0	591565		
50345070003	MW-102D	EPA 904.0	591565		
50345070001	MW-109D	Total Radium Calculation	596020		
50345070002	MW-109I	Total Radium Calculation	596020		
50345070003	MW-102D	Total Radium Calculation	596020		
50345070001	MW-109D	SM 2320B	734270		
50345070002	MW-109I	SM 2320B	734270		
50345070003	MW-102D	SM 2320B	734270		
50345070001	MW-109D	SM 2540C	735209		
50345070002	MW-109I	SM 2540C	735267		
50345070003	MW-102D	SM 2540C	735267		
50345070001	MW-109D	SM 4500-H+B	736563		
50345070002	MW-109I	SM 4500-H+B	736563		
50345070003	MW-102D	SM 4500-H+B	736563		
50345070001	MW-109D	SM 4500-S2-D	734357		
50345070002	MW-109I	SM 4500-S2-D	734357		
50345070003	MW-102D	SM 4500-S2-D	734464		
50345070001	MW-109D	HACH 8146	734752		
50345070002	MW-109I	HACH 8146	734752		

REPORT OF LABORATORY ANALYSIS

This report shall not be reproduced, except in full, without the written consent of Pace Analytical Services, LLC.



QUALITY CONTROL DATA CROSS REFERENCE TABLE

Project: Harding Street P1R3

Pace Project No.: 50345070

Lab ID	Sample ID	QC Batch Method	QC Batch	Analytical Method	Analytical Batch
50345070003	MW-102D	HACH 8146	734752		
50345070001	MW-109D	EPA 353.2	734243		
50345070002	MW-109I	EPA 353.2	734243		
50345070003	MW-102D	EPA 353.2	734243		
50345070001	MW-109D	EPA 365.1	735788	EPA 365.1	736589
50345070002	MW-109I	EPA 365.1	735788	EPA 365.1	736589
50345070003	MW-102D	EPA 365.1	735788	EPA 365.1	736589
50345070001	MW-109D	SM 5310C	735861		
50345070002	MW-109I	SM 5310C	735861		
50345070003	MW-102D	SM 5310C	735861		
50345070001	MW-109D	SM 5310C	736665		
50345070002	MW-109I	SM 5310C	736665		
50345070003	MW-102D	SM 5310C	736665		

REPORT OF LABORATORY ANALYSIS

This report shall not be reproduced, except in full, without the written consent of Pace Analytical Services, LLC.



SAMPLE CONDITION UPON RECEIPT FORM

Date/Time and Initials of person examining contents: DMP 5/17/23 1543

1. Courier: FED EX UPS CLIENT PACE USPS OTHER _____

2. Custody Seal on Cooler/Box Present: Yes No

(If yes) Seals Intact: Yes No (leave blank if no seals were present)

3. Thermometer: 1 2 3 4 5 6 A B C D E F

4. Cooler Temperature(s): 5.8/8.8 1.6/1.6
 (Initial/Corrected) RECORD TEMPS OF ALL COOLERS RECEIVED (use Comments below to add more)

5. Packing Material: Bubble Wrap Bubble Bags None Other Plastic

6. Ice Type: Wet Blue None

7. If temp. is over 6°C or under 0°C, was the PM notified?: Yes No
 Cooler temp should be above freezing to 6°C

All discrepancies will be written out in the comments section below.

	Yes	No		Yes	No	N/A
USDA Regulated Soils? (HI, ID, NY, WA, OR, CA, NM, TX, OK, AR, LA, TN, AL, MS, NC, SC, GA, FL, or Puerto Rico)		<input checked="" type="checkbox"/>	All containers needing acid/base preservation have been pH CHECKED?: Exceptions: VOA, coliform, LLHg, O&G, RAD CHEM, and any container with a septum cap or preserved with HCl.			
Short Hold Time Analysis (48 hours or less)? Analysis: <u>NO3</u>	<input checked="" type="checkbox"/>		Circle: <u>HNO3 (<2)</u> <u>H2SO4 (<2)</u> <u>NaOH (>10)</u> <u>NaOH/ZnAc (>9)</u> Any non-conformance to pH recommendations will be noted on the container count form	<input checked="" type="checkbox"/>		
Time 5035A TC placed in Freezer or Short Holds To Lab			Time: <u>16:50</u>	<u>Present</u>	<u>Absent</u>	<u>N/A</u>
Rush TAT Requested (4 days or less):	<input checked="" type="checkbox"/>	<input checked="" type="checkbox"/>	Residual Chlorine Check (SVOC 625 Pest/PCB 608)			<input checked="" type="checkbox"/>
Custody Signatures Present?	<input checked="" type="checkbox"/>		Residual Chlorine Check (Total/Amenable/Free Cyanide)			<input checked="" type="checkbox"/>
Containers Intact?:	<input checked="" type="checkbox"/>		Headspace Wisconsin Sulfide?			<input checked="" type="checkbox"/>
Sample Label (IDs/Dates/Times) Match COC?: Except TCs, which only require sample ID	<input checked="" type="checkbox"/>		Headspace in VOA Vials (>6mm): See Containter Count form for details	<u>Present</u>	<u>Absent</u>	<u>No VOA Vials Sent</u>
Extra labels on Terracore Vials? (soils only)		<u>N/A</u>	Trip Blank Present?		<input checked="" type="checkbox"/>	
			Trip Blank Custody Seals?:			<input checked="" type="checkbox"/>

COMMENTS:



August 01, 2023

Mr. Mark Breting
ATC Group Services
7988 Centerpoint Drive
Suite 100
Indianapolis, IN 46256

RE: Project: Harding Street P1R2
Pace Project No.: 50345075

Dear Mr. Breting:

Enclosed are the analytical results for sample(s) received by the laboratory on May 17, 2023. The results relate only to the samples included in this report. Results reported herein conform to the applicable TNI/NELAC Standards and the laboratory's Quality Manual, where applicable, unless otherwise noted in the body of the report.

The test results provided in this final report were generated by each of the following laboratories within the Pace Network:

- Pace Analytical Services - Indianapolis
- Pace Analytical Services - Greensburg

If you have any questions concerning this report, please feel free to contact me.

Sincerely,

Will Statz
will.statz@pacelabs.com
(317)228-3105
Project Manager

Enclosures

cc: Mohammed Bazlamit, Atlas
Mr. Robert Miller, Haley & Aldrich



REPORT OF LABORATORY ANALYSIS

This report shall not be reproduced, except in full,
without the written consent of Pace Analytical Services, LLC.



CERTIFICATIONS

Project: Harding Street P1R2

Pace Project No.: 50345075

Pace Analytical Services Pennsylvania

1638 Roseytown Rd Suites 2,3&4, Greensburg, PA 15601
 ANAB DOD-ELAP Rad Accreditation #: L2417
 ANABISO/IEC 17025:2017 Rad Cert#: L24170
 Alabama Certification #: 41590
 Arizona Certification #: AZ0734
 Arkansas Certification
 California Certification #: 2950
 Colorado Certification #: PA01547
 Connecticut Certification #: PH-0694
 EPA Region 4 DW Rad
 Florida/TNI Certification #: E87683
 Georgia Certification #: C040
 Guam Certification
 Hawaii Certification
 Idaho Certification
 Illinois Certification
 Indiana Certification
 Iowa Certification #: 391
 Kansas Certification #: E-10358
 Kentucky Certification #: KY90133
 KY WW Permit #: KY0098221
 KY WW Permit #: KY0000221
 Louisiana DHH/TNI Certification #: LA010
 Louisiana DEQ/TNI Certification #: 04086
 Maine Certification #: 2023021
 Maryland Certification #: 308
 Massachusetts Certification #: M-PA1457
 Michigan/PADEP Certification #: 9991

Missouri Certification #: 235
 Montana Certification #: Cert0082
 Nebraska Certification #: NE-OS-29-14
 Nevada Certification #: PA014572023-03
 New Hampshire/TNI Certification #: 297622
 New Jersey/TNI Certification #: PA051
 New Mexico Certification #: PA01457
 New York/TNI Certification #: 10888
 North Carolina Certification #: 42706
 North Dakota Certification #: R-190
 Ohio EPA Rad Approval: #41249
 Oregon/TNI Certification #: PA200002-015
 Pennsylvania/TNI Certification #: 65-00282
 Puerto Rico Certification #: PA01457
 Rhode Island Certification #: 65-00282
 South Dakota Certification
 Tennessee Certification #: TN02867
 Texas/TNI Certification #: T104704188-22-18
 Utah/TNI Certification #: PA014572223-14
 USDA Soil Permit #: 525-23-67-77263
 Vermont Dept. of Health: ID# VT-0282
 Virgin Island/PADEP Certification
 Virginia/VELAP Certification #: 460198
 Washington Certification #: C868
 West Virginia DEP Certification #: 143
 West Virginia DHHR Certification #: 9964C
 Wisconsin Approve List for Rad

Pace Analytical Services Indianapolis

7726 Moller Road, Indianapolis, IN 46268
 Illinois Accreditation #: 200074
 Indiana Drinking Water Laboratory #: C-49-06
 Kansas/TNI Certification #: E-10177
 Kentucky UST Agency Interest #: 80226
 Kentucky WW Laboratory ID #: 98019
 Michigan Drinking Water Laboratory #9050

Ohio VAP Certified Laboratory #: CL0065
 Oklahoma Laboratory #: 9204
 Texas Certification #: T104704355
 Wisconsin Laboratory #: 999788130
 USDA Foreign Soil Permit #: 525-23-13-23119
 USDA Compliance Agreement #: IN-SL-22-001

REPORT OF LABORATORY ANALYSIS

This report shall not be reproduced, except in full,
 without the written consent of Pace Analytical Services, LLC.



SAMPLE SUMMARY

Project: Harding Street P1R2

Pace Project No.: 50345075

Lab ID	Sample ID	Matrix	Date Collected	Date Received
50345075001	MW-105D	Water	05/17/23 13:05	05/17/23 15:00
50345075002	MW-105I	Water	05/17/23 11:40	05/17/23 15:00
50345075003	MW-105S	Water	05/17/23 10:15	05/17/23 15:00
50345075004	DUP 8	Water	05/17/23 08:00	05/17/23 15:00

REPORT OF LABORATORY ANALYSIS

This report shall not be reproduced, except in full,
without the written consent of Pace Analytical Services, LLC.



SAMPLE ANALYTE COUNT

Project: Harding Street P1R2

Pace Project No.: 50345075

Lab ID	Sample ID	Method	Analysts	Analytes Reported	Laboratory		
50345075001	MW-105D	EPA 9056	RID	3	PASI-I		
		EPA 6010	MTM	14	PASI-I		
		EPA 6010	JPK	3	PASI-I		
		EPA 6020	CAW	7	PASI-I		
		EPA 7470	ILP	1	PASI-I		
		EPA 903.1	CLM	1	PASI-PA		
		EPA 904.0	JJS1	1	PASI-PA		
		Total Radium Calculation	JAL	1	PASI-PA		
		SM 2320B	DAW	3	PASI-I		
		SM 2540C	TRK	1	PASI-I		
		SM 4500-H+B	LHZ	1	PASI-I		
		SM 4500-S2-D	STS	1	PASI-I		
		HACH 8146	BEP	1	PASI-I		
		EPA 353.2	ZM	2	PASI-I		
		EPA 365.1	YAM	1	PASI-I		
		SM 5310C	ATS	1	PASI-I		
		SM 5310C	ATS	1	PASI-I		
		50345075002	MW-105I	EPA 9056	RID	3	PASI-I
				EPA 6010	MTM	14	PASI-I
				EPA 6010	JPK	3	PASI-I
EPA 6020	CAW			7	PASI-I		
EPA 7470	ILP			1	PASI-I		
EPA 903.1	CLM			1	PASI-PA		
EPA 904.0	JJS1			1	PASI-PA		
Total Radium Calculation	JAL			1	PASI-PA		
SM 2320B	DAW			3	PASI-I		
SM 2540C	TRK			1	PASI-I		
SM 4500-H+B	LHZ			1	PASI-I		
SM 4500-S2-D	STS			1	PASI-I		
HACH 8146	BEP			1	PASI-I		
EPA 353.2	ZM			2	PASI-I		
EPA 365.1	YAM			1	PASI-I		
SM 5310C	ATS			1	PASI-I		
SM 5310C	ATS			1	PASI-I		
50345075003	MW-105S			EPA 9056	RID	3	PASI-I
				EPA 6010	MTM	14	PASI-I
				EPA 6010	JPK	3	PASI-I

REPORT OF LABORATORY ANALYSIS

This report shall not be reproduced, except in full, without the written consent of Pace Analytical Services, LLC.



SAMPLE ANALYTE COUNT

Project: Harding Street P1R2

Pace Project No.: 50345075

Lab ID	Sample ID	Method	Analysts	Analytes Reported	Laboratory
		EPA 6020	CAW	7	PASI-I
		EPA 7470	ILP	1	PASI-I
		EPA 903.1	CLM	1	PASI-PA
		EPA 904.0	JJS1	1	PASI-PA
		Total Radium Calculation	JAL	1	PASI-PA
		SM 2320B	DAW	3	PASI-I
		SM 2540C	TRK	1	PASI-I
		SM 4500-H+B	LHZ	1	PASI-I
		SM 4500-S2-D	STS	1	PASI-I
		HACH 8146	BEP	1	PASI-I
		EPA 353.2	ZM	2	PASI-I
		EPA 365.1	YAM	1	PASI-I
		SM 5310C	ATS	1	PASI-I
		SM 5310C	ATS	1	PASI-I
50345075004	DUP 8	EPA 9056	RID	3	PASI-I
		EPA 6010	MTM	14	PASI-I
		EPA 6010	JPK	3	PASI-I
		EPA 6020	CAW	7	PASI-I
		EPA 7470	ILP	1	PASI-I
		EPA 903.1	CLM	1	PASI-PA
		EPA 904.0	JJS1	1	PASI-PA
		Total Radium Calculation	JAL	1	PASI-PA
		SM 2320B	DAW	3	PASI-I
		SM 2540C	TRK	1	PASI-I
		SM 4500-H+B	LHZ	1	PASI-I
		SM 4500-S2-D	STS	1	PASI-I
		HACH 8146	BEP	1	PASI-I
		EPA 353.2	ZM	2	PASI-I
		EPA 365.1	YAM	1	PASI-I
		SM 5310C	ATS	1	PASI-I
		SM 5310C	ATS	1	PASI-I

PASI-I = Pace Analytical Services - Indianapolis
PASI-PA = Pace Analytical Services - Greensburg

REPORT OF LABORATORY ANALYSIS

This report shall not be reproduced, except in full,
without the written consent of Pace Analytical Services, LLC.



SUMMARY OF DETECTION

Project: Harding Street P1R2

Pace Project No.: 50345075

Lab Sample ID	Client Sample ID	Result	Units	Report Limit	Analyzed	Qualifiers
Method	Parameters					
50345075001	MW-105D					
EPA 9056	Chloride	100	mg/L	2.5	06/01/23 02:23	
EPA 9056	Fluoride	0.26	mg/L	0.10	06/01/23 02:05	
EPA 9056	Sulfate	103	mg/L	2.5	06/01/23 02:23	
EPA 6010	Barium	345	ug/L	10.0	05/27/23 18:14	
EPA 6010	Boron	1160	ug/L	100	05/27/23 18:14	
EPA 6010	Calcium	97100	ug/L	1000	05/27/23 18:14	
EPA 6010	Iron	17600	ug/L	100	05/27/23 18:14	
EPA 6010	Magnesium	23900	ug/L	1000	05/27/23 18:14	
EPA 6010	Manganese	125	ug/L	10.0	05/27/23 18:14	
EPA 6010	Molybdenum	17.8	ug/L	10.0	05/27/23 18:14	
EPA 6010	Potassium	5800	ug/L	1000	05/27/23 18:14	
EPA 6010	Silica	13900	ug/L	450	05/27/23 18:14	N2
EPA 6010	Sodium	71600	ug/L	1000	05/27/23 18:14	
EPA 6010	Iron, Dissolved	2800	ug/L	100	05/31/23 00:31	
EPA 6010	Manganese, Dissolved	118	ug/L	10.0	05/31/23 00:31	
EPA 6010	Molybdenum, Dissolved	15.2	ug/L	10.0	05/31/23 00:31	
EPA 6020	Arsenic	15.7	ug/L	1.0	05/31/23 00:22	
EPA 903.1	Radium-226	0.557 ± 0.634 (1.000)	pCi/L		06/16/23 15:12	
EPA 904.0	Radium-228	C:NA T:84% 0.758 ± 0.428 (0.774) C:79% T:83%	pCi/L		06/12/23 15:42	
Total Radium Calculation	Total Radium	1.32 ± 1.06 (1.77)	pCi/L		06/19/23 18:01	
SM 2320B	Alkalinity, Total as CaCO3	270	mg/L	10.0	05/18/23 05:04	
SM 2320B	Alkalinity, Bicarbonate (CaCO3)	270	mg/L	10.0	05/18/23 05:04	
SM 2540C	Total Dissolved Solids	550	mg/L	10.0	05/23/23 11:58	
SM 4500-H+B	pH at 25 Degrees C	7.8	Std. Units	0.10	05/30/23 17:26	H3
EPA 365.1	Phosphate as P04	0.34	mg/L	0.15	05/31/23 10:41	
SM 5310C	Total Organic Carbon	1.9	mg/L	1.0	05/27/23 04:09	
SM 5310C	Dissolved Organic Carbon	1.7	mg/L	1.0	05/27/23 12:50	
50345075002	MW-105I					
EPA 9056	Chloride	116	mg/L	2.5	06/01/23 03:36	
EPA 9056	Fluoride	0.19	mg/L	0.10	06/01/23 03:18	
EPA 9056	Sulfate	281	mg/L	2.5	06/01/23 03:36	
EPA 6010	Barium	300	ug/L	10.0	05/27/23 18:16	
EPA 6010	Boron	359	ug/L	100	05/27/23 18:16	
EPA 6010	Calcium	95000	ug/L	1000	05/27/23 18:16	
EPA 6010	Iron	5580	ug/L	100	05/27/23 18:16	
EPA 6010	Magnesium	23400	ug/L	1000	05/27/23 18:16	
EPA 6010	Manganese	124	ug/L	10.0	05/27/23 18:16	
EPA 6010	Potassium	5650	ug/L	1000	05/27/23 18:16	
EPA 6010	Silica	12300	ug/L	450	05/27/23 18:16	N2
EPA 6010	Sodium	69300	ug/L	1000	05/27/23 18:16	

REPORT OF LABORATORY ANALYSIS

This report shall not be reproduced, except in full,
without the written consent of Pace Analytical Services, LLC.



SUMMARY OF DETECTION

Project: Harding Street P1R2

Pace Project No.: 50345075

Lab Sample ID	Client Sample ID	Result	Units	Report Limit	Analyzed	Qualifiers
Method	Parameters					
50345075002	MW-105I					
EPA 6010	Iron, Dissolved	4310	ug/L	100	05/31/23 00:33	
EPA 6010	Manganese, Dissolved	125	ug/L	10.0	05/31/23 00:33	
EPA 6020	Arsenic	1.1	ug/L	1.0	05/31/23 00:32	
EPA 903.1	Radium-226	0.843 ± 0.718 (1.01) C:NA T:92%	pCi/L		06/16/23 15:24	
EPA 904.0	Radium-228	0.662 ± 0.457 (0.888) C:80% T:83%	pCi/L		06/12/23 15:41	
Total Radium Calculation	Total Radium	1.51 ± 1.18 (1.90)	pCi/L		06/19/23 18:01	
SM 2320B	Alkalinity, Total as CaCO3	288	mg/L	10.0	05/18/23 05:04	
SM 2320B	Alkalinity,Bicarbonate (CaCO3)	288	mg/L	10.0	05/18/23 05:04	
SM 2540C	Total Dissolved Solids	507	mg/L	10.0	05/23/23 11:58	
SM 4500-H+B	pH at 25 Degrees C	7.7	Std. Units	0.10	05/30/23 17:27	H3
EPA 365.1	Phosphate as P04	0.48	mg/L	0.15	05/31/23 10:42	
SM 5310C	Total Organic Carbon	2.0	mg/L	1.0	05/27/23 04:21	
SM 5310C	Dissolved Organic Carbon	1.9	mg/L	1.0	05/27/23 13:16	
50345075003	MW-105S					
EPA 9056	Chloride	124	mg/L	25.0	06/01/23 04:30	
EPA 9056	Fluoride	0.30	mg/L	0.10	06/01/23 03:54	
EPA 9056	Sulfate	982	mg/L	25.0	06/01/23 04:30	
EPA 6010	Barium	34.4	ug/L	10.0	05/27/23 18:19	
EPA 6010	Boron	24400	ug/L	100	05/27/23 18:19	
EPA 6010	Calcium	374000	ug/L	2000	05/27/23 19:10	
EPA 6010	Iron	8890	ug/L	100	05/27/23 18:19	
EPA 6010	Lithium	362	ug/L	20.0	05/27/23 18:19	
EPA 6010	Magnesium	91600	ug/L	1000	05/27/23 18:19	
EPA 6010	Manganese	202	ug/L	10.0	05/27/23 18:19	
EPA 6010	Molybdenum	75.4	ug/L	10.0	05/27/23 18:19	
EPA 6010	Potassium	20900	ug/L	1000	05/27/23 18:19	
EPA 6010	Silica	16400	ug/L	450	05/27/23 18:19	N2
EPA 6010	Sodium	147000	ug/L	1000	05/27/23 18:19	
EPA 6010	Iron, Dissolved	9200	ug/L	100	05/31/23 00:35	
EPA 6010	Manganese, Dissolved	207	ug/L	10.0	05/31/23 00:35	
EPA 6010	Molybdenum, Dissolved	76.4	ug/L	10.0	05/31/23 00:35	
EPA 6020	Arsenic	5.8	ug/L	1.0	05/31/23 00:36	
EPA 903.1	Radium-226	0.0823 ± 0.740 (1.43) C:NA T:92%	pCi/L		06/16/23 15:24	
EPA 904.0	Radium-228	1.73 ± 0.588 (0.796) C:79% T:84%	pCi/L		06/12/23 15:41	

REPORT OF LABORATORY ANALYSIS

This report shall not be reproduced, except in full,
without the written consent of Pace Analytical Services, LLC.



SUMMARY OF DETECTION

Project: Harding Street P1R2

Pace Project No.: 50345075

Lab Sample ID	Client Sample ID	Result	Units	Report Limit	Analyzed	Qualifiers
Method	Parameters					
50345075003	MW-105S					
Total Radium Calculation	Total Radium	1.81 ± 1.33 (2.23)	pCi/L		06/19/23 18:01	
SM 2320B	Alkalinity, Total as CaCO3	259	mg/L	10.0	05/18/23 05:04	
SM 2320B	Alkalinity,Bicarbonate (CaCO3)	259	mg/L	10.0	05/18/23 05:04	
SM 2540C	Total Dissolved Solids	2060	mg/L	40.0	05/23/23 11:59	
SM 4500-H+B	pH at 25 Degrees C	7.2	Std. Units	0.10	05/30/23 17:29	H3
HACH 8146	Iron, Ferrous	0.63	mg/L	0.20	05/19/23 14:07	H3,N2
EPA 365.1	Phosphate as P04	0.21	mg/L	0.15	05/31/23 10:42	
SM 5310C	Total Organic Carbon	1.6	mg/L	1.0	05/27/23 04:33	
SM 5310C	Dissolved Organic Carbon	3.6	mg/L	1.0	05/27/23 14:14	
50345075004	DUP 8					
EPA 9056	Chloride	101	mg/L	2.5	06/01/23 05:43	
EPA 9056	Fluoride	0.26	mg/L	0.10	06/01/23 05:25	
EPA 9056	Sulfate	103	mg/L	2.5	06/01/23 05:43	
EPA 6010	Barium	340	ug/L	10.0	05/27/23 18:21	
EPA 6010	Boron	1170	ug/L	100	05/27/23 18:21	
EPA 6010	Calcium	97000	ug/L	1000	05/27/23 18:21	
EPA 6010	Iron	16600	ug/L	100	05/27/23 18:21	
EPA 6010	Magnesium	24000	ug/L	1000	05/27/23 18:21	
EPA 6010	Manganese	125	ug/L	10.0	05/27/23 18:21	
EPA 6010	Molybdenum	16.9	ug/L	10.0	05/27/23 18:21	
EPA 6010	Potassium	5780	ug/L	1000	05/27/23 18:21	
EPA 6010	Silica	13900	ug/L	450	05/27/23 18:21	N2
EPA 6010	Sodium	72000	ug/L	1000	05/27/23 18:21	
EPA 6010	Iron, Dissolved	2890	ug/L	100	05/31/23 00:37	
EPA 6010	Manganese, Dissolved	120	ug/L	10.0	05/31/23 00:37	
EPA 6010	Molybdenum, Dissolved	15.4	ug/L	10.0	05/31/23 00:37	
EPA 6020	Arsenic	15.0	ug/L	1.0	05/31/23 00:39	
EPA 903.1	Radium-226	0.875 ± 0.837 (1.27) C:NA T:90%	pCi/L		06/16/23 15:24	
EPA 904.0	Radium-228	0.818 ± 0.468 (0.850) C:74% T:81%	pCi/L		06/12/23 15:42	
Total Radium Calculation	Total Radium	1.69 ± 1.31 (2.12)	pCi/L		06/19/23 18:01	
SM 2320B	Alkalinity, Total as CaCO3	272	mg/L	10.0	05/18/23 05:04	
SM 2320B	Alkalinity,Bicarbonate (CaCO3)	272	mg/L	10.0	05/18/23 05:04	
SM 2540C	Total Dissolved Solids	554	mg/L	10.0	05/23/23 11:59	
SM 4500-H+B	pH at 25 Degrees C	7.7	Std. Units	0.10	05/30/23 17:29	H3
EPA 365.1	Phosphate as P04	0.34	mg/L	0.15	05/31/23 10:43	
SM 5310C	Total Organic Carbon	2.0	mg/L	1.0	05/27/23 04:44	
SM 5310C	Dissolved Organic Carbon	1.7	mg/L	1.0	05/27/23 14:40	

REPORT OF LABORATORY ANALYSIS

This report shall not be reproduced, except in full,
without the written consent of Pace Analytical Services, LLC.



ANALYTICAL RESULTS

Project: Harding Street P1R2

Pace Project No.: 50345075

Sample: MW-105D Lab ID: 50345075001 Collected: 05/17/23 13:05 Received: 05/17/23 15:00 Matrix: Water

Parameters	Results	Units	Report			Prepared	Analyzed	CAS No.	Qual
			Limit	MDL	DF				
9056 IC Anions									
Analytical Method: EPA 9056									
Pace Analytical Services - Indianapolis									
Chloride	100	mg/L	2.5	0.67	10		06/01/23 02:23	16887-00-6	
Fluoride	0.26	mg/L	0.10	0.017	1		06/01/23 02:05	16984-48-8	
Sulfate	103	mg/L	2.5	0.85	10		06/01/23 02:23	14808-79-8	
6010 MET ICP									
Analytical Method: EPA 6010 Preparation Method: EPA 3010									
Pace Analytical Services - Indianapolis									
Aluminum	ND	ug/L	200	55.4	1	05/26/23 16:19	05/27/23 18:14	7429-90-5	
Barium	345	ug/L	10.0	2.1	1	05/26/23 16:19	05/27/23 18:14	7440-39-3	
Boron	1160	ug/L	100	37.6	1	05/26/23 16:19	05/27/23 18:14	7440-42-8	
Cadmium	ND	ug/L	2.0	0.66	1	05/26/23 16:19	05/27/23 18:14	7440-43-9	
Calcium	97100	ug/L	1000	163	1	05/26/23 16:19	05/27/23 18:14	7440-70-2	
Iron	17600	ug/L	100	48.8	1	05/26/23 16:19	05/27/23 18:14	7439-89-6	
Lead	ND	ug/L	10.0	2.6	1	05/26/23 16:19	05/27/23 18:14	7439-92-1	
Lithium	ND	ug/L	20.0	6.2	1	05/26/23 16:19	05/27/23 18:14	7439-93-2	
Magnesium	23900	ug/L	1000	71.8	1	05/26/23 16:19	05/27/23 18:14	7439-95-4	
Manganese	125	ug/L	10.0	2.5	1	05/26/23 16:19	05/27/23 18:14	7439-96-5	
Molybdenum	17.8	ug/L	10.0	3.7	1	05/26/23 16:19	05/27/23 18:14	7439-98-7	
Potassium	5800	ug/L	1000	281	1	05/26/23 16:19	05/27/23 18:14	7440-09-7	
Silica	13900	ug/L	450		1	05/26/23 16:19	05/27/23 18:14	7631-86-9	N2
Sodium	71600	ug/L	1000	214	1	05/26/23 16:19	05/27/23 18:14	7440-23-5	
6010 MET ICP, Dissolved									
Analytical Method: EPA 6010 Preparation Method: EPA 3010									
Pace Analytical Services - Indianapolis									
Iron, Dissolved	2800	ug/L	100	48.8	1	05/30/23 08:11	05/31/23 00:31	7439-89-6	
Manganese, Dissolved	118	ug/L	10.0	2.5	1	05/30/23 08:11	05/31/23 00:31	7439-96-5	
Molybdenum, Dissolved	15.2	ug/L	10.0	3.7	1	05/30/23 08:11	05/31/23 00:31	7439-98-7	
6020 MET ICPMS									
Analytical Method: EPA 6020 Preparation Method: EPA 200.2									
Pace Analytical Services - Indianapolis									
Antimony	ND	ug/L	1.0	0.036	1	05/27/23 06:25	05/31/23 00:22	7440-36-0	
Arsenic	15.7	ug/L	1.0	0.053	1	05/27/23 06:25	05/31/23 00:22	7440-38-2	
Beryllium	ND	ug/L	0.20	0.028	1	05/27/23 06:25	05/31/23 00:22	7440-41-7	
Chromium	ND	ug/L	10.0	0.13	1	05/27/23 06:25	05/31/23 00:22	7440-47-3	
Cobalt	ND	ug/L	1.0	0.032	1	05/27/23 06:25	05/31/23 00:22	7440-48-4	
Selenium	ND	ug/L	1.0	0.23	1	05/27/23 06:25	05/31/23 00:22	7782-49-2	
Thallium	ND	ug/L	1.0	0.033	1	05/27/23 06:25	05/31/23 00:22	7440-28-0	
7470 Mercury									
Analytical Method: EPA 7470 Preparation Method: EPA 7470									
Pace Analytical Services - Indianapolis									
Mercury	ND	ug/L	0.20	0.12	1	05/25/23 19:40	05/26/23 09:24	7439-97-6	
2320B Alkalinity									
Analytical Method: SM 2320B									
Pace Analytical Services - Indianapolis									
Alkalinity, Total as CaCO3	270	mg/L	10.0	10.0	1		05/18/23 05:04		

REPORT OF LABORATORY ANALYSIS

This report shall not be reproduced, except in full,
without the written consent of Pace Analytical Services, LLC.



ANALYTICAL RESULTS

Project: Harding Street P1R2
 Pace Project No.: 50345075

Sample: MW-105D		Lab ID: 50345075001		Collected: 05/17/23 13:05	Received: 05/17/23 15:00	Matrix: Water			
Parameters	Results	Units	Report Limit	MDL	DF	Prepared	Analyzed	CAS No.	Qual
2320B Alkalinity		Analytical Method: SM 2320B Pace Analytical Services - Indianapolis							
Alkalinity,Bicarbonate (CaCO3)	270	mg/L	10.0	10.0	1		05/18/23 05:04		
Alkalinity,Carbonate (CaCO3)	ND	mg/L	10.0	10.0	1		05/18/23 05:04		
2540C Total Dissolved Solids		Analytical Method: SM 2540C Pace Analytical Services - Indianapolis							
Total Dissolved Solids	550	mg/L	10.0	10.0	1		05/23/23 11:58		
4500H+ pH, Electrometric		Analytical Method: SM 4500-H+B Pace Analytical Services - Indianapolis							
pH at 25 Degrees C	7.8	Std. Units	0.10	0.10	1		05/30/23 17:26		H3
4500S2D Sulfide Water		Analytical Method: SM 4500-S2-D Pace Analytical Services - Indianapolis							
Sulfide	ND	mg/L	0.10	0.025	1		05/18/23 15:12	18496-25-8	
Iron, Ferrous		Analytical Method: HACH 8146 Pace Analytical Services - Indianapolis							
Iron, Ferrous	ND	mg/L	0.20	0.035	1		05/19/23 14:09	15438-31-0	H3,N2
353.2 Nitrogen, NO2/NO3 unpres		Analytical Method: EPA 353.2 Pace Analytical Services - Indianapolis							
Nitrogen, Nitrate	ND	mg/L	0.10	0.011	1		05/17/23 23:44	14797-55-8	
Nitrogen, Nitrite	ND	mg/L	0.10	0.0040	1		05/17/23 23:44	14797-65-0	
365.1 Total Phosphorus		Analytical Method: EPA 365.1 Preparation Method: EPA 365.1 Pace Analytical Services - Indianapolis							
Phosphate as P04	0.34	mg/L	0.15	0.15	1	05/25/23 12:30	05/31/23 10:41		
5310C TOC		Analytical Method: SM 5310C Pace Analytical Services - Indianapolis							
Total Organic Carbon	1.9	mg/L	1.0	0.24	1		05/27/23 04:09	7440-44-0	
5310C Dissolved Organic Carbon		Analytical Method: SM 5310C Pace Analytical Services - Indianapolis							
Dissolved Organic Carbon	1.7	mg/L	1.0	0.24	1		05/27/23 12:50		

REPORT OF LABORATORY ANALYSIS

This report shall not be reproduced, except in full,
 without the written consent of Pace Analytical Services, LLC.



ANALYTICAL RESULTS

Project: Harding Street P1R2

Pace Project No.: 50345075

Sample: MW-1051 Lab ID: 50345075002 Collected: 05/17/23 11:40 Received: 05/17/23 15:00 Matrix: Water

Parameters	Results	Units	Report			Prepared	Analyzed	CAS No.	Qual
			Limit	MDL	DF				
9056 IC Anions									
Analytical Method: EPA 9056									
Pace Analytical Services - Indianapolis									
Chloride	116	mg/L	2.5	0.67	10		06/01/23 03:36	16887-00-6	
Fluoride	0.19	mg/L	0.10	0.017	1		06/01/23 03:18	16984-48-8	
Sulfate	281	mg/L	2.5	0.85	10		06/01/23 03:36	14808-79-8	
6010 MET ICP									
Analytical Method: EPA 6010 Preparation Method: EPA 3010									
Pace Analytical Services - Indianapolis									
Aluminum	ND	ug/L	200	55.4	1	05/26/23 16:19	05/27/23 18:16	7429-90-5	
Barium	300	ug/L	10.0	2.1	1	05/26/23 16:19	05/27/23 18:16	7440-39-3	
Boron	359	ug/L	100	37.6	1	05/26/23 16:19	05/27/23 18:16	7440-42-8	
Cadmium	ND	ug/L	2.0	0.66	1	05/26/23 16:19	05/27/23 18:16	7440-43-9	
Calcium	95000	ug/L	1000	163	1	05/26/23 16:19	05/27/23 18:16	7440-70-2	
Iron	5580	ug/L	100	48.8	1	05/26/23 16:19	05/27/23 18:16	7439-89-6	
Lead	ND	ug/L	10.0	2.6	1	05/26/23 16:19	05/27/23 18:16	7439-92-1	
Lithium	ND	ug/L	20.0	6.2	1	05/26/23 16:19	05/27/23 18:16	7439-93-2	
Magnesium	23400	ug/L	1000	71.8	1	05/26/23 16:19	05/27/23 18:16	7439-95-4	
Manganese	124	ug/L	10.0	2.5	1	05/26/23 16:19	05/27/23 18:16	7439-96-5	
Molybdenum	ND	ug/L	10.0	3.7	1	05/26/23 16:19	05/27/23 18:16	7439-98-7	
Potassium	5650	ug/L	1000	281	1	05/26/23 16:19	05/27/23 18:16	7440-09-7	
Silica	12300	ug/L	450		1	05/26/23 16:19	05/27/23 18:16	7631-86-9	N2
Sodium	69300	ug/L	1000	214	1	05/26/23 16:19	05/27/23 18:16	7440-23-5	
6010 MET ICP, Dissolved									
Analytical Method: EPA 6010 Preparation Method: EPA 3010									
Pace Analytical Services - Indianapolis									
Iron, Dissolved	4310	ug/L	100	48.8	1	05/30/23 08:11	05/31/23 00:33	7439-89-6	
Manganese, Dissolved	125	ug/L	10.0	2.5	1	05/30/23 08:11	05/31/23 00:33	7439-96-5	
Molybdenum, Dissolved	ND	ug/L	10.0	3.7	1	05/30/23 08:11	05/31/23 00:33	7439-98-7	
6020 MET ICPMS									
Analytical Method: EPA 6020 Preparation Method: EPA 200.2									
Pace Analytical Services - Indianapolis									
Antimony	ND	ug/L	1.0	0.036	1	05/27/23 06:25	05/31/23 00:32	7440-36-0	
Arsenic	1.1	ug/L	1.0	0.053	1	05/27/23 06:25	05/31/23 00:32	7440-38-2	
Beryllium	ND	ug/L	0.20	0.028	1	05/27/23 06:25	05/31/23 00:32	7440-41-7	
Chromium	ND	ug/L	10.0	0.13	1	05/27/23 06:25	05/31/23 00:32	7440-47-3	
Cobalt	ND	ug/L	1.0	0.032	1	05/27/23 06:25	05/31/23 00:32	7440-48-4	
Selenium	ND	ug/L	1.0	0.23	1	05/27/23 06:25	05/31/23 00:32	7782-49-2	
Thallium	ND	ug/L	1.0	0.033	1	05/27/23 06:25	05/31/23 00:32	7440-28-0	
7470 Mercury									
Analytical Method: EPA 7470 Preparation Method: EPA 7470									
Pace Analytical Services - Indianapolis									
Mercury	ND	ug/L	0.20	0.12	1	05/25/23 19:40	05/26/23 09:26	7439-97-6	
2320B Alkalinity									
Analytical Method: SM 2320B									
Pace Analytical Services - Indianapolis									
Alkalinity, Total as CaCO3	288	mg/L	10.0	10.0	1		05/18/23 05:04		

REPORT OF LABORATORY ANALYSIS

This report shall not be reproduced, except in full,
without the written consent of Pace Analytical Services, LLC.



ANALYTICAL RESULTS

Project: Harding Street P1R2
 Pace Project No.: 50345075

Sample: MW-1051		Lab ID: 50345075002		Collected: 05/17/23 11:40	Received: 05/17/23 15:00	Matrix: Water			
Parameters	Results	Units	Report Limit	MDL	DF	Prepared	Analyzed	CAS No.	Qual
2320B Alkalinity		Analytical Method: SM 2320B Pace Analytical Services - Indianapolis							
Alkalinity,Bicarbonate (CaCO3)	288	mg/L	10.0	10.0	1		05/18/23 05:04		
Alkalinity,Carbonate (CaCO3)	ND	mg/L	10.0	10.0	1		05/18/23 05:04		
2540C Total Dissolved Solids		Analytical Method: SM 2540C Pace Analytical Services - Indianapolis							
Total Dissolved Solids	507	mg/L	10.0	10.0	1		05/23/23 11:58		
4500H+ pH, Electrometric		Analytical Method: SM 4500-H+B Pace Analytical Services - Indianapolis							
pH at 25 Degrees C	7.7	Std. Units	0.10	0.10	1		05/30/23 17:27		H3
4500S2D Sulfide Water		Analytical Method: SM 4500-S2-D Pace Analytical Services - Indianapolis							
Sulfide	ND	mg/L	0.10	0.025	1		05/18/23 15:12	18496-25-8	
Iron, Ferrous		Analytical Method: HACH 8146 Pace Analytical Services - Indianapolis							
Iron, Ferrous	ND	mg/L	0.20	0.035	1		05/19/23 14:08	15438-31-0	H3,N2
353.2 Nitrogen, NO2/NO3 unpres		Analytical Method: EPA 353.2 Pace Analytical Services - Indianapolis							
Nitrogen, Nitrate	ND	mg/L	0.10	0.011	1		05/17/23 23:40	14797-55-8	
Nitrogen, Nitrite	ND	mg/L	0.10	0.0040	1		05/17/23 23:40	14797-65-0	
365.1 Total Phosphorus		Analytical Method: EPA 365.1 Preparation Method: EPA 365.1 Pace Analytical Services - Indianapolis							
Phosphate as P04	0.48	mg/L	0.15	0.15	1	05/25/23 12:30	05/31/23 10:42		
5310C TOC		Analytical Method: SM 5310C Pace Analytical Services - Indianapolis							
Total Organic Carbon	2.0	mg/L	1.0	0.24	1		05/27/23 04:21	7440-44-0	
5310C Dissolved Organic Carbon		Analytical Method: SM 5310C Pace Analytical Services - Indianapolis							
Dissolved Organic Carbon	1.9	mg/L	1.0	0.24	1		05/27/23 13:16		

REPORT OF LABORATORY ANALYSIS

This report shall not be reproduced, except in full,
 without the written consent of Pace Analytical Services, LLC.



ANALYTICAL RESULTS

Project: Harding Street P1R2
 Pace Project No.: 50345075

Sample: MW-105S **Lab ID: 50345075003** Collected: 05/17/23 10:15 Received: 05/17/23 15:00 Matrix: Water

Parameters	Results	Units	Report			Prepared	Analyzed	CAS No.	Qual
			Limit	MDL	DF				
9056 IC Anions									
Analytical Method: EPA 9056									
Pace Analytical Services - Indianapolis									
Chloride	124	mg/L	25.0	6.7	100		06/01/23 04:30	16887-00-6	
Fluoride	0.30	mg/L	0.10	0.017	1		06/01/23 03:54	16984-48-8	
Sulfate	982	mg/L	25.0	8.5	100		06/01/23 04:30	14808-79-8	
6010 MET ICP									
Analytical Method: EPA 6010 Preparation Method: EPA 3010									
Pace Analytical Services - Indianapolis									
Aluminum	ND	ug/L	200	55.4	1	05/26/23 16:19	05/27/23 18:19	7429-90-5	
Barium	34.4	ug/L	10.0	2.1	1	05/26/23 16:19	05/27/23 18:19	7440-39-3	
Boron	24400	ug/L	100	37.6	1	05/26/23 16:19	05/27/23 18:19	7440-42-8	
Cadmium	ND	ug/L	2.0	0.66	1	05/26/23 16:19	05/27/23 18:19	7440-43-9	
Calcium	374000	ug/L	2000	326	2	05/26/23 16:19	05/27/23 19:10	7440-70-2	
Iron	8890	ug/L	100	48.8	1	05/26/23 16:19	05/27/23 18:19	7439-89-6	
Lead	ND	ug/L	10.0	2.6	1	05/26/23 16:19	05/27/23 18:19	7439-92-1	
Lithium	362	ug/L	20.0	6.2	1	05/26/23 16:19	05/27/23 18:19	7439-93-2	
Magnesium	91600	ug/L	1000	71.8	1	05/26/23 16:19	05/27/23 18:19	7439-95-4	
Manganese	202	ug/L	10.0	2.5	1	05/26/23 16:19	05/27/23 18:19	7439-96-5	
Molybdenum	75.4	ug/L	10.0	3.7	1	05/26/23 16:19	05/27/23 18:19	7439-98-7	
Potassium	20900	ug/L	1000	281	1	05/26/23 16:19	05/27/23 18:19	7440-09-7	
Silica	16400	ug/L	450		1	05/26/23 16:19	05/27/23 18:19	7631-86-9	N2
Sodium	147000	ug/L	1000	214	1	05/26/23 16:19	05/27/23 18:19	7440-23-5	
6010 MET ICP, Dissolved									
Analytical Method: EPA 6010 Preparation Method: EPA 3010									
Pace Analytical Services - Indianapolis									
Iron, Dissolved	9200	ug/L	100	48.8	1	05/30/23 08:11	05/31/23 00:35	7439-89-6	
Manganese, Dissolved	207	ug/L	10.0	2.5	1	05/30/23 08:11	05/31/23 00:35	7439-96-5	
Molybdenum, Dissolved	76.4	ug/L	10.0	3.7	1	05/30/23 08:11	05/31/23 00:35	7439-98-7	
6020 MET ICPMS									
Analytical Method: EPA 6020 Preparation Method: EPA 200.2									
Pace Analytical Services - Indianapolis									
Antimony	ND	ug/L	1.0	0.036	1	05/27/23 06:25	05/31/23 00:36	7440-36-0	
Arsenic	5.8	ug/L	1.0	0.053	1	05/27/23 06:25	05/31/23 00:36	7440-38-2	
Beryllium	ND	ug/L	0.20	0.028	1	05/27/23 06:25	05/31/23 00:36	7440-41-7	
Chromium	ND	ug/L	10.0	0.13	1	05/27/23 06:25	05/31/23 00:36	7440-47-3	
Cobalt	ND	ug/L	1.0	0.032	1	05/27/23 06:25	05/31/23 00:36	7440-48-4	
Selenium	ND	ug/L	1.0	0.23	1	05/27/23 06:25	05/31/23 00:36	7782-49-2	
Thallium	ND	ug/L	1.0	0.033	1	05/27/23 06:25	05/31/23 00:36	7440-28-0	
7470 Mercury									
Analytical Method: EPA 7470 Preparation Method: EPA 7470									
Pace Analytical Services - Indianapolis									
Mercury	ND	ug/L	0.20	0.12	1	05/25/23 19:40	05/26/23 09:29	7439-97-6	
2320B Alkalinity									
Analytical Method: SM 2320B									
Pace Analytical Services - Indianapolis									
Alkalinity, Total as CaCO3	259	mg/L	10.0	10.0	1		05/18/23 05:04		

REPORT OF LABORATORY ANALYSIS

This report shall not be reproduced, except in full,
 without the written consent of Pace Analytical Services, LLC.



ANALYTICAL RESULTS

Project: Harding Street P1R2
Pace Project No.: 50345075

Sample: MW-105S		Lab ID: 50345075003		Collected: 05/17/23 10:15	Received: 05/17/23 15:00	Matrix: Water			
Parameters	Results	Units	Report Limit	MDL	DF	Prepared	Analyzed	CAS No.	Qual
2320B Alkalinity		Analytical Method: SM 2320B Pace Analytical Services - Indianapolis							
Alkalinity,Bicarbonate (CaCO3)	259	mg/L	10.0	10.0	1		05/18/23 05:04		
Alkalinity,Carbonate (CaCO3)	ND	mg/L	10.0	10.0	1		05/18/23 05:04		
2540C Total Dissolved Solids		Analytical Method: SM 2540C Pace Analytical Services - Indianapolis							
Total Dissolved Solids	2060	mg/L	40.0	40.0	1		05/23/23 11:59		
4500H+ pH, Electrometric		Analytical Method: SM 4500-H+B Pace Analytical Services - Indianapolis							
pH at 25 Degrees C	7.2	Std. Units	0.10	0.10	1		05/30/23 17:29		H3
4500S2D Sulfide Water		Analytical Method: SM 4500-S2-D Pace Analytical Services - Indianapolis							
Sulfide	ND	mg/L	0.10	0.025	1		05/18/23 15:12	18496-25-8	
Iron, Ferrous		Analytical Method: HACH 8146 Pace Analytical Services - Indianapolis							
Iron, Ferrous	0.63	mg/L	0.20	0.035	1		05/19/23 14:07	15438-31-0	H3,N2
353.2 Nitrogen, NO2/NO3 unpres		Analytical Method: EPA 353.2 Pace Analytical Services - Indianapolis							
Nitrogen, Nitrate	ND	mg/L	0.10	0.011	1		05/17/23 23:34	14797-55-8	
Nitrogen, Nitrite	ND	mg/L	0.10	0.0040	1		05/17/23 23:34	14797-65-0	
365.1 Total Phosphorus		Analytical Method: EPA 365.1 Preparation Method: EPA 365.1 Pace Analytical Services - Indianapolis							
Phosphate as P04	0.21	mg/L	0.15	0.15	1	05/25/23 12:30	05/31/23 10:42		
5310C TOC		Analytical Method: SM 5310C Pace Analytical Services - Indianapolis							
Total Organic Carbon	1.6	mg/L	1.0	0.24	1		05/27/23 04:33	7440-44-0	
5310C Dissolved Organic Carbon		Analytical Method: SM 5310C Pace Analytical Services - Indianapolis							
Dissolved Organic Carbon	3.6	mg/L	1.0	0.24	1		05/27/23 14:14		

REPORT OF LABORATORY ANALYSIS

This report shall not be reproduced, except in full,
without the written consent of Pace Analytical Services, LLC.



ANALYTICAL RESULTS

Project: Harding Street P1R2

Pace Project No.: 50345075

Sample: DUP 8 Lab ID: 50345075004 Collected: 05/17/23 08:00 Received: 05/17/23 15:00 Matrix: Water

Parameters	Results	Units	Report			Prepared	Analyzed	CAS No.	Qual
			Limit	MDL	DF				
9056 IC Anions									
Analytical Method: EPA 9056									
Pace Analytical Services - Indianapolis									
Chloride	101	mg/L	2.5	0.67	10		06/01/23 05:43	16887-00-6	
Fluoride	0.26	mg/L	0.10	0.017	1		06/01/23 05:25	16984-48-8	
Sulfate	103	mg/L	2.5	0.85	10		06/01/23 05:43	14808-79-8	
6010 MET ICP									
Analytical Method: EPA 6010 Preparation Method: EPA 3010									
Pace Analytical Services - Indianapolis									
Aluminum	ND	ug/L	200	55.4	1	05/26/23 16:19	05/27/23 18:21	7429-90-5	
Barium	340	ug/L	10.0	2.1	1	05/26/23 16:19	05/27/23 18:21	7440-39-3	
Boron	1170	ug/L	100	37.6	1	05/26/23 16:19	05/27/23 18:21	7440-42-8	
Cadmium	ND	ug/L	2.0	0.66	1	05/26/23 16:19	05/27/23 18:21	7440-43-9	
Calcium	97000	ug/L	1000	163	1	05/26/23 16:19	05/27/23 18:21	7440-70-2	
Iron	16600	ug/L	100	48.8	1	05/26/23 16:19	05/27/23 18:21	7439-89-6	
Lead	ND	ug/L	10.0	2.6	1	05/26/23 16:19	05/27/23 18:21	7439-92-1	
Lithium	ND	ug/L	20.0	6.2	1	05/26/23 16:19	05/27/23 18:21	7439-93-2	
Magnesium	24000	ug/L	1000	71.8	1	05/26/23 16:19	05/27/23 18:21	7439-95-4	
Manganese	125	ug/L	10.0	2.5	1	05/26/23 16:19	05/27/23 18:21	7439-96-5	
Molybdenum	16.9	ug/L	10.0	3.7	1	05/26/23 16:19	05/27/23 18:21	7439-98-7	
Potassium	5780	ug/L	1000	281	1	05/26/23 16:19	05/27/23 18:21	7440-09-7	
Silica	13900	ug/L	450		1	05/26/23 16:19	05/27/23 18:21	7631-86-9	N2
Sodium	72000	ug/L	1000	214	1	05/26/23 16:19	05/27/23 18:21	7440-23-5	
6010 MET ICP, Dissolved									
Analytical Method: EPA 6010 Preparation Method: EPA 3010									
Pace Analytical Services - Indianapolis									
Iron, Dissolved	2890	ug/L	100	48.8	1	05/30/23 08:11	05/31/23 00:37	7439-89-6	
Manganese, Dissolved	120	ug/L	10.0	2.5	1	05/30/23 08:11	05/31/23 00:37	7439-96-5	
Molybdenum, Dissolved	15.4	ug/L	10.0	3.7	1	05/30/23 08:11	05/31/23 00:37	7439-98-7	
6020 MET ICPMS									
Analytical Method: EPA 6020 Preparation Method: EPA 200.2									
Pace Analytical Services - Indianapolis									
Antimony	ND	ug/L	1.0	0.036	1	05/27/23 06:25	05/31/23 00:39	7440-36-0	
Arsenic	15.0	ug/L	1.0	0.053	1	05/27/23 06:25	05/31/23 00:39	7440-38-2	
Beryllium	ND	ug/L	0.20	0.028	1	05/27/23 06:25	05/31/23 00:39	7440-41-7	
Chromium	ND	ug/L	10.0	0.13	1	05/27/23 06:25	05/31/23 00:39	7440-47-3	
Cobalt	ND	ug/L	1.0	0.032	1	05/27/23 06:25	05/31/23 00:39	7440-48-4	
Selenium	ND	ug/L	1.0	0.23	1	05/27/23 06:25	05/31/23 00:39	7782-49-2	
Thallium	ND	ug/L	1.0	0.033	1	05/27/23 06:25	05/31/23 00:39	7440-28-0	
7470 Mercury									
Analytical Method: EPA 7470 Preparation Method: EPA 7470									
Pace Analytical Services - Indianapolis									
Mercury	ND	ug/L	0.20	0.12	1	05/25/23 19:40	05/26/23 09:31	7439-97-6	
2320B Alkalinity									
Analytical Method: SM 2320B									
Pace Analytical Services - Indianapolis									
Alkalinity, Total as CaCO3	272	mg/L	10.0	10.0	1		05/18/23 05:04		

REPORT OF LABORATORY ANALYSIS

This report shall not be reproduced, except in full,
without the written consent of Pace Analytical Services, LLC.



ANALYTICAL RESULTS

Project: Harding Street P1R2

Pace Project No.: 50345075

Sample: DUP 8 **Lab ID: 50345075004** Collected: 05/17/23 08:00 Received: 05/17/23 15:00 Matrix: Water

Parameters	Results	Units	Report Limit	MDL	DF	Prepared	Analyzed	CAS No.	Qual
2320B Alkalinity									
Analytical Method: SM 2320B									
Pace Analytical Services - Indianapolis									
Alkalinity,Bicarbonate (CaCO3)	272	mg/L	10.0	10.0	1		05/18/23 05:04		
Alkalinity,Carbonate (CaCO3)	ND	mg/L	10.0	10.0	1		05/18/23 05:04		
2540C Total Dissolved Solids									
Analytical Method: SM 2540C									
Pace Analytical Services - Indianapolis									
Total Dissolved Solids	554	mg/L	10.0	10.0	1		05/23/23 11:59		
4500H+ pH, Electrometric									
Analytical Method: SM 4500-H+B									
Pace Analytical Services - Indianapolis									
pH at 25 Degrees C	7.7	Std. Units	0.10	0.10	1		05/30/23 17:29		H3
4500S2D Sulfide Water									
Analytical Method: SM 4500-S2-D									
Pace Analytical Services - Indianapolis									
Sulfide	ND	mg/L	0.10	0.025	1		05/18/23 15:12	18496-25-8	
Iron, Ferrous									
Analytical Method: HACH 8146									
Pace Analytical Services - Indianapolis									
Iron, Ferrous	ND	mg/L	0.20	0.035	1		05/19/23 14:06	15438-31-0	H3,N2
353.2 Nitrogen, NO2/NO3 unpres									
Analytical Method: EPA 353.2									
Pace Analytical Services - Indianapolis									
Nitrogen, Nitrate	ND	mg/L	0.10	0.011	1		05/17/23 23:32	14797-55-8	
Nitrogen, Nitrite	ND	mg/L	0.10	0.0040	1		05/17/23 23:32	14797-65-0	
365.1 Total Phosphorus									
Analytical Method: EPA 365.1 Preparation Method: EPA 365.1									
Pace Analytical Services - Indianapolis									
Phosphate as P04	0.34	mg/L	0.15	0.15	1	05/25/23 12:30	05/31/23 10:43		
5310C TOC									
Analytical Method: SM 5310C									
Pace Analytical Services - Indianapolis									
Total Organic Carbon	2.0	mg/L	1.0	0.24	1		05/27/23 04:44	7440-44-0	
5310C Dissolved Organic Carbon									
Analytical Method: SM 5310C									
Pace Analytical Services - Indianapolis									
Dissolved Organic Carbon	1.7	mg/L	1.0	0.24	1		05/27/23 14:40		

REPORT OF LABORATORY ANALYSIS

This report shall not be reproduced, except in full,
without the written consent of Pace Analytical Services, LLC.



QUALITY CONTROL DATA

Project: Harding Street P1R2

Pace Project No.: 50345075

QC Batch:	735154	Analysis Method:	EPA 9056
QC Batch Method:	EPA 9056	Analysis Description:	9056 IC Anions
		Laboratory:	Pace Analytical Services - Indianapolis

Associated Lab Samples: 50345075001, 50345075002, 50345075003, 50345075004

METHOD BLANK: 3373621 Matrix: Water
 Associated Lab Samples: 50345075001, 50345075002, 50345075003, 50345075004

Parameter	Units	Blank Result	Reporting Limit	MDL	Analyzed	Qualifiers
Chloride	mg/L	ND	0.25	0.067	06/01/23 14:06	
Fluoride	mg/L	ND	0.10	0.017	06/01/23 14:06	
Sulfate	mg/L	ND	0.25	0.085	06/01/23 14:06	

LABORATORY CONTROL SAMPLE: 3373622

Parameter	Units	Spike Conc.	LCS Result	LCS % Rec	% Rec Limits	Qualifiers
Chloride	mg/L	2.5	2.4	97	80-120	
Fluoride	mg/L	1	1.0	100	80-120	
Sulfate	mg/L	5	4.7	94	80-120	

MATRIX SPIKE & MATRIX SPIKE DUPLICATE: 3373623 3373624

Parameter	Units	MS		MSD		MS Result	MSD Result	MS % Rec	MSD % Rec	% Rec Limits	RPD	Max RPD	Qual
		50345068001 Result	Spike Conc.	Spike Conc.	Result								
Chloride	mg/L	162	250	250	350	348	75	74	80-120	0	15	M0	
Fluoride	mg/L	0.20	1	1	1.2	1.2	96	98	80-120	1	15		
Sulfate	mg/L	492	500	500	850	854	72	72	80-120	1	15	M0	

Results presented on this page are in the units indicated by the "Units" column except where an alternate unit is presented to the right of the result.

REPORT OF LABORATORY ANALYSIS

This report shall not be reproduced, except in full, without the written consent of Pace Analytical Services, LLC.



QUALITY CONTROL DATA

Project: Harding Street P1R2

Pace Project No.: 50345075

QC Batch:	735847	Analysis Method:	EPA 7470
QC Batch Method:	EPA 7470	Analysis Description:	7470 Mercury
		Laboratory:	Pace Analytical Services - Indianapolis

Associated Lab Samples: 50345075001, 50345075002, 50345075003, 50345075004

METHOD BLANK: 3376461 Matrix: Water
 Associated Lab Samples: 50345075001, 50345075002, 50345075003, 50345075004

Parameter	Units	Blank Result	Reporting Limit	MDL	Analyzed	Qualifiers
Mercury	ug/L	ND	0.20	0.12	05/26/23 09:14	

LABORATORY CONTROL SAMPLE: 3376462

Parameter	Units	Spike Conc.	LCS Result	LCS % Rec	% Rec Limits	Qualifiers
Mercury	ug/L	5	5.0	100	80-120	

MATRIX SPIKE & MATRIX SPIKE DUPLICATE: 3376463 3376464

Parameter	Units	50345105004 Result	MS Spike Conc.	MSD Spike Conc.	MS Result	MSD Result	MS % Rec	MSD % Rec	% Rec Limits	RPD	Max RPD	Qual
Mercury	ug/L	ND	5	5	3.9	3.9	78	78	75-125	0	20	

Results presented on this page are in the units indicated by the "Units" column except where an alternate unit is presented to the right of the result.

REPORT OF LABORATORY ANALYSIS

This report shall not be reproduced, except in full, without the written consent of Pace Analytical Services, LLC.



QUALITY CONTROL DATA

Project: Harding Street P1R2

Pace Project No.: 50345075

QC Batch:	735682	Analysis Method:	EPA 6010
QC Batch Method:	EPA 3010	Analysis Description:	6010 MET
		Laboratory:	Pace Analytical Services - Indianapolis

Associated Lab Samples: 50345075001, 50345075002, 50345075003, 50345075004

METHOD BLANK: 3375747 Matrix: Water

Associated Lab Samples: 50345075001, 50345075002, 50345075003, 50345075004

Parameter	Units	Blank Result	Reporting Limit	MDL	Analyzed	Qualifiers
Aluminum	ug/L	ND	200	55.4	05/27/23 17:54	
Barium	ug/L	ND	10.0	2.1	05/27/23 17:54	
Boron	ug/L	ND	100	37.6	05/27/23 17:54	
Cadmium	ug/L	ND	2.0	0.66	05/27/23 17:54	
Calcium	ug/L	ND	1000	163	05/27/23 17:54	
Iron	ug/L	ND	100	48.8	05/27/23 17:54	
Lead	ug/L	ND	10.0	2.6	05/27/23 17:54	
Lithium	ug/L	ND	20.0	6.2	05/27/23 17:54	
Magnesium	ug/L	ND	1000	71.8	05/27/23 17:54	
Manganese	ug/L	ND	10.0	2.5	05/27/23 17:54	
Molybdenum	ug/L	ND	10.0	3.7	05/27/23 17:54	
Potassium	ug/L	ND	1000	281	05/27/23 17:54	
Silica	ug/L	ND	450		05/27/23 17:54	N2
Sodium	ug/L	ND	1000	214	05/27/23 17:54	

LABORATORY CONTROL SAMPLE: 3375748

Parameter	Units	Spike Conc.	LCS Result	LCS % Rec	% Rec Limits	Qualifiers
Aluminum	ug/L	5000	4720	94	80-120	
Barium	ug/L	1000	992	99	80-120	
Boron	ug/L	1000	913	91	80-120	
Cadmium	ug/L	1000	939	94	80-120	
Calcium	ug/L	5000	4780	96	80-120	
Iron	ug/L	2500	2420	97	80-120	
Lead	ug/L	1000	952	95	80-120	
Lithium	ug/L	1000	1030	103	80-120	
Magnesium	ug/L	5000	4530	91	80-120	
Manganese	ug/L	1000	953	95	80-120	
Molybdenum	ug/L	1000	981	98	80-120	
Potassium	ug/L	5000	5020	100	80-120	
Silica	ug/L	5350	5010	94	80-120	N2
Sodium	ug/L	5000	5360	107	80-120	

Results presented on this page are in the units indicated by the "Units" column except where an alternate unit is presented to the right of the result.

REPORT OF LABORATORY ANALYSIS

This report shall not be reproduced, except in full, without the written consent of Pace Analytical Services, LLC.



QUALITY CONTROL DATA

Project: Harding Street P1R2

Pace Project No.: 50345075

MATRIX SPIKE & MATRIX SPIKE DUPLICATE: 3375749 3375750											
Parameter	Units	50345068001		MS	MSD	3375750		% Rec	% Rec	% Rec	Max
		Result	Conc.	Spike	Spike	MS	MSD				
Aluminum	ug/L	ND	5000	5000	5030	5030	100	100	75-125	0	20
Barium	ug/L	139	1000	1000	1150	1150	101	101	75-125	0	20
Boron	ug/L	4290	1000	1000	5140	5250	85	96	75-125	2	20
Cadmium	ug/L	ND	1000	1000	972	971	97	97	75-125	0	20
Calcium	ug/L	216000	5000	5000	216000	219000	12	64	75-125	1	20 P6
Iron	ug/L	5620	2500	2500	7880	8020	90	96	75-125	2	20
Lead	ug/L	ND	1000	1000	942	938	94	94	75-125	0	20
Lithium	ug/L	62.6	1000	1000	1180	1190	112	113	75-125	0	20
Magnesium	ug/L	41300	5000	5000	44800	45600	69	87	75-125	2	20 P6
Manganese	ug/L	637	1000	1000	1570	1580	93	94	75-125	1	20
Molybdenum	ug/L	117	1000	1000	1130	1130	101	101	75-125	0	20
Potassium	ug/L	13600	5000	5000	18800	19200	105	112	75-125	2	20
Silica	ug/L	12700	5350	5350	17500	17700	90	94	75-125	1	20 N2
Sodium	ug/L	117000	5000	5000	120000	122000	66	118	75-125	2	20 P6

Results presented on this page are in the units indicated by the "Units" column except where an alternate unit is presented to the right of the result.

REPORT OF LABORATORY ANALYSIS

This report shall not be reproduced, except in full,
without the written consent of Pace Analytical Services, LLC.



QUALITY CONTROL DATA

Project: Harding Street P1R2

Pace Project No.: 50345075

QC Batch:	735702	Analysis Method:	EPA 6010
QC Batch Method:	EPA 3010	Analysis Description:	6010 MET Dissolved
		Laboratory:	Pace Analytical Services - Indianapolis

Associated Lab Samples: 50345075001, 50345075002, 50345075003, 50345075004

METHOD BLANK: 3375825 Matrix: Water
 Associated Lab Samples: 50345075001, 50345075002, 50345075003, 50345075004

Parameter	Units	Blank Result	Reporting Limit	MDL	Analyzed	Qualifiers
Iron, Dissolved	ug/L	ND	100	48.8	05/30/23 23:49	
Manganese, Dissolved	ug/L	ND	10.0	2.5	05/30/23 23:49	
Molybdenum, Dissolved	ug/L	ND	10.0	3.7	05/30/23 23:49	

LABORATORY CONTROL SAMPLE: 3375826

Parameter	Units	Spike Conc.	LCS Result	LCS % Rec	% Rec Limits	Qualifiers
Iron, Dissolved	ug/L	2500	2650	106	80-120	
Manganese, Dissolved	ug/L	1000	1000	100	80-120	
Molybdenum, Dissolved	ug/L	1000	991	99	80-120	

MATRIX SPIKE & MATRIX SPIKE DUPLICATE: 3375827 3375828

Parameter	Units	50344402001		MS Spike Conc.	MSD Spike Conc.	MS Result	MSD Result	MS % Rec	MSD % Rec	% Rec Limits	RPD	Max RPD	Qual
		Result	Conc.	Conc.	Result	Result	% Rec	% Rec	Limits	RPD	RPD	Qual	
Iron, Dissolved	ug/L	ND	2500	2500	2850	2650	114	106	75-125	7	20		
Manganese, Dissolved	ug/L	ND	1000	1000	1020	986	102	99	75-125	3	20		
Molybdenum, Dissolved	ug/L	ND	1000	1000	1030	1010	103	101	75-125	2	20		

MATRIX SPIKE & MATRIX SPIKE DUPLICATE: 3375829 3375830

Parameter	Units	50345068001		MS Spike Conc.	MSD Spike Conc.	MS Result	MSD Result	MS % Rec	MSD % Rec	% Rec Limits	RPD	Max RPD	Qual
		Result	Conc.	Conc.	Result	Result	% Rec	% Rec	Limits	RPD	RPD	Qual	
Iron, Dissolved	ug/L	6040	2500	2500	8540	8400	100	94	75-125	2	20		
Manganese, Dissolved	ug/L	657	1000	1000	1630	1600	97	95	75-125	1	20		
Molybdenum, Dissolved	ug/L	111	1000	1000	1120	1130	101	102	75-125	1	20		

MATRIX SPIKE & MATRIX SPIKE DUPLICATE: 3375831 3375832

Parameter	Units	50345193004		MS Spike Conc.	MSD Spike Conc.	MS Result	MSD Result	MS % Rec	MSD % Rec	% Rec Limits	RPD	Max RPD	Qual
		Result	Conc.	Conc.	Result	Result	% Rec	% Rec	Limits	RPD	RPD	Qual	
Iron, Dissolved	ug/L	ND	2500	2500	2720	2720	107	107	75-125	0	20		
Manganese, Dissolved	ug/L	ND	1000	1000	1020	1020	102	102	75-125	0	20		
Molybdenum, Dissolved	ug/L	ND	1000	1000	1040	1030	104	103	75-125	1	20		

Results presented on this page are in the units indicated by the "Units" column except where an alternate unit is presented to the right of the result.

REPORT OF LABORATORY ANALYSIS

This report shall not be reproduced, except in full, without the written consent of Pace Analytical Services, LLC.



QUALITY CONTROL DATA

Project: Harding Street P1R2
 Pace Project No.: 50345075

QC Batch: 736020 Analysis Method: EPA 6020
 QC Batch Method: EPA 200.2 Analysis Description: 6020 MET
 Laboratory: Pace Analytical Services - Indianapolis
 Associated Lab Samples: 50345075001, 50345075002, 50345075003, 50345075004

METHOD BLANK: 3377483 Matrix: Water
 Associated Lab Samples: 50345075001, 50345075002, 50345075003, 50345075004

Parameter	Units	Blank Result	Reporting Limit	MDL	Analyzed	Qualifiers
Antimony	ug/L	ND	1.0	0.036	05/30/23 18:24	
Arsenic	ug/L	ND	1.0	0.053	05/30/23 18:24	
Beryllium	ug/L	ND	0.20	0.028	05/30/23 18:24	
Chromium	ug/L	ND	10.0	0.13	05/30/23 18:24	
Cobalt	ug/L	ND	1.0	0.032	05/30/23 18:24	
Selenium	ug/L	ND	1.0	0.23	05/30/23 18:24	
Thallium	ug/L	ND	1.0	0.033	05/30/23 18:24	

LABORATORY CONTROL SAMPLE: 3377484

Parameter	Units	Spike Conc.	LCS Result	LCS % Rec	% Rec Limits	Qualifiers
Antimony	ug/L	40	41.3	103	80-120	
Arsenic	ug/L	40	38.9	97	80-120	
Beryllium	ug/L	40	37.8	94	80-120	
Chromium	ug/L	40	39.3	98	80-120	
Cobalt	ug/L	40	39.9	100	80-120	
Selenium	ug/L	40	39.3	98	80-120	
Thallium	ug/L	40	40.7	102	80-120	

MATRIX SPIKE & MATRIX SPIKE DUPLICATE: 3377485 3377486

Parameter	Units	50345129006		3377485		3377486		% Rec	% Rec	% Rec Limits	RPD	Max RPD	Qual
		MS Result	MSD Spike Conc.	MS Result	MSD Spike Conc.	MS Result	MSD Result						
Antimony	ug/L	ND	40	40	42.8	42.0	107	105	75-125	2	20		
Arsenic	ug/L	ND	40	40	37.4	37.1	93	92	75-125	1	20		
Beryllium	ug/L	ND	40	40	37.8	38.0	94	95	75-125	1	20		
Chromium	ug/L	ND	40	40	38.6	38.4	96	95	75-125	1	20		
Cobalt	ug/L	ND	40	40	38.1	37.7	94	93	75-125	1	20		
Selenium	ug/L	ND	40	40	39.9	40.7	99	101	75-125	2	20		
Thallium	ug/L	ND	40	40	43.4	42.8	108	107	75-125	1	20		

MATRIX SPIKE & MATRIX SPIKE DUPLICATE: 3377487 3377488

Parameter	Units	50345068001		3377487		3377488		% Rec	% Rec	% Rec Limits	RPD	Max RPD	Qual
		MS Result	MSD Spike Conc.	MS Result	MSD Spike Conc.	MS Result	MSD Result						
Antimony	ug/L	ND	40	40	42.4	42.7	106	107	75-125	1	20		

Results presented on this page are in the units indicated by the "Units" column except where an alternate unit is presented to the right of the result.

REPORT OF LABORATORY ANALYSIS

This report shall not be reproduced, except in full,
 without the written consent of Pace Analytical Services, LLC.



QUALITY CONTROL DATA

Project: Harding Street P1R2

Pace Project No.: 50345075

MATRIX SPIKE & MATRIX SPIKE DUPLICATE: 3377487 3377488												
Parameter	Units	50345068001		MS		MSD		MS		MSD		
		Result	Conc.	Spike	Conc.	Result	Result	% Rec	% Rec	Limits	RPD	
Arsenic	ug/L	15.6	40	40	40	54.0	54.2	96	97	75-125	0	20
Beryllium	ug/L	ND	40	40	40	38.6	38.9	97	97	75-125	1	20
Chromium	ug/L	ND	40	40	40	38.4	38.3	96	95	75-125	0	20
Cobalt	ug/L	ND	40	40	40	38.7	38.9	96	97	75-125	1	20
Selenium	ug/L	ND	40	40	40	39.0	39.1	97	97	75-125	0	20
Thallium	ug/L	ND	40	40	40	42.5	42.5	106	106	75-125	0	20

Results presented on this page are in the units indicated by the "Units" column except where an alternate unit is presented to the right of the result.

REPORT OF LABORATORY ANALYSIS

This report shall not be reproduced, except in full, without the written consent of Pace Analytical Services, LLC.



QUALITY CONTROL DATA

Project: Harding Street P1R2

Pace Project No.: 50345075

QC Batch: 734270

Analysis Method: SM 2320B

QC Batch Method: SM 2320B

Analysis Description: 2320B Alkalinity

Laboratory: Pace Analytical Services - Indianapolis

Associated Lab Samples: 50345075001, 50345075002, 50345075003, 50345075004

METHOD BLANK: 3369882

Matrix: Water

Associated Lab Samples: 50345075001, 50345075002, 50345075003, 50345075004

Parameter	Units	Blank Result	Reporting Limit	MDL	Analyzed	Qualifiers
Alkalinity, Total as CaCO3	mg/L	ND	10.0	10.0	05/18/23 05:04	
Alkalinity,Bicarbonate (CaCO3)	mg/L	ND	10.0	10.0	05/18/23 05:04	
Alkalinity,Carbonate (CaCO3)	mg/L	ND	10.0	10.0	05/18/23 05:04	

LABORATORY CONTROL SAMPLE: 3369883

Parameter	Units	Spike Conc.	LCS Result	LCS % Rec	% Rec Limits	Qualifiers
Alkalinity, Total as CaCO3	mg/L	50	50.4	101	90-110	

SAMPLE DUPLICATE: 3369884

Parameter	Units	50345000001 Result	Dup Result	RPD	Max RPD	Qualifiers
Alkalinity, Total as CaCO3	mg/L	307	311	1	20	
Alkalinity,Bicarbonate (CaCO3)	mg/L	307	311	1	20	
Alkalinity,Carbonate (CaCO3)	mg/L	ND	ND		20	

Results presented on this page are in the units indicated by the "Units" column except where an alternate unit is presented to the right of the result.

REPORT OF LABORATORY ANALYSIS

This report shall not be reproduced, except in full, without the written consent of Pace Analytical Services, LLC.



QUALITY CONTROL DATA

Project: Harding Street P1R2

Pace Project No.: 50345075

QC Batch:	735267	Analysis Method:	SM 2540C
QC Batch Method:	SM 2540C	Analysis Description:	2540C Total Dissolved Solids
		Laboratory:	Pace Analytical Services - Indianapolis
Associated Lab Samples:	50345075001, 50345075002, 50345075003, 50345075004		

METHOD BLANK: 3373993 Matrix: Water
 Associated Lab Samples: 50345075001, 50345075002, 50345075003, 50345075004

Parameter	Units	Blank Result	Reporting Limit	MDL	Analyzed	Qualifiers
Total Dissolved Solids	mg/L	ND	10.0	10.0	05/23/23 11:57	

LABORATORY CONTROL SAMPLE: 3373994

Parameter	Units	Spike Conc.	LCS Result	LCS % Rec	% Rec Limits	Qualifiers
Total Dissolved Solids	mg/L	300	282	94	80-120	

SAMPLE DUPLICATE: 3373995

Parameter	Units	50345105004 Result	Dup Result	RPD	Max RPD	Qualifiers
Total Dissolved Solids	mg/L	1540	1560	1	10	

SAMPLE DUPLICATE: 3373996

Parameter	Units	50345115001 Result	Dup Result	RPD	Max RPD	Qualifiers
Total Dissolved Solids	mg/L	2350	2320	1	10	

Results presented on this page are in the units indicated by the "Units" column except where an alternate unit is presented to the right of the result.

REPORT OF LABORATORY ANALYSIS

This report shall not be reproduced, except in full, without the written consent of Pace Analytical Services, LLC.



QUALITY CONTROL DATA

Project: Harding Street P1R2

Pace Project No.: 50345075

QC Batch: 736563

Analysis Method: SM 4500-H+B

QC Batch Method: SM 4500-H+B

Analysis Description: 4500H+B pH

Laboratory: Pace Analytical Services - Indianapolis

Associated Lab Samples: 50345075001, 50345075002, 50345075003, 50345075004

SAMPLE DUPLICATE: 3379649

Parameter	Units	50345003001 Result	Dup Result	RPD	Max RPD	Qualifiers
pH at 25 Degrees C	Std. Units	8.0	8.0	0	2	H3

SAMPLE DUPLICATE: 3379650

Parameter	Units	50345068001 Result	Dup Result	RPD	Max RPD	Qualifiers
pH at 25 Degrees C	Std. Units	7.4	7.5	1	2	H3

Results presented on this page are in the units indicated by the "Units" column except where an alternate unit is presented to the right of the result.

REPORT OF LABORATORY ANALYSIS

This report shall not be reproduced, except in full,
without the written consent of Pace Analytical Services, LLC.



QUALITY CONTROL DATA

Project: Harding Street P1R2

Pace Project No.: 50345075

QC Batch:	734464	Analysis Method:	SM 4500-S2-D
QC Batch Method:	SM 4500-S2-D	Analysis Description:	4500S2D Sulfide Water
		Laboratory:	Pace Analytical Services - Indianapolis

Associated Lab Samples: 50345075001, 50345075002, 50345075003, 50345075004

METHOD BLANK: 3370689 Matrix: Water
 Associated Lab Samples: 50345075001, 50345075002, 50345075003, 50345075004

Parameter	Units	Blank Result	Reporting Limit	MDL	Analyzed	Qualifiers
Sulfide	mg/L	ND	0.10	0.025	05/18/23 15:12	

LABORATORY CONTROL SAMPLE: 3370690

Parameter	Units	Spike Conc.	LCS Result	LCS % Rec	% Rec Limits	Qualifiers
Sulfide	mg/L	0.5	0.52	105	90-110	

MATRIX SPIKE & MATRIX SPIKE DUPLICATE: 3370691 3370692

Parameter	Units	50344998001 Result	MS Spike Conc.	MSD Spike Conc.	MS Result	MSD Result	MS % Rec	MSD % Rec	% Rec Limits	RPD	Max RPD	Qual
Sulfide	mg/L	ND	0.5	0.5	0.42	0.42	84	84	90-110	1	20	M3

MATRIX SPIKE & MATRIX SPIKE DUPLICATE: 3370693 3370694

Parameter	Units	50345068001 Result	MS Spike Conc.	MSD Spike Conc.	MS Result	MSD Result	MS % Rec	MSD % Rec	% Rec Limits	RPD	Max RPD	Qual
Sulfide	mg/L	ND	0.5	0.5	0.37	0.38	73	75	90-110	3	20	M3

Results presented on this page are in the units indicated by the "Units" column except where an alternate unit is presented to the right of the result.

REPORT OF LABORATORY ANALYSIS

This report shall not be reproduced, except in full, without the written consent of Pace Analytical Services, LLC.



QUALITY CONTROL DATA

Project: Harding Street P1R2
 Pace Project No.: 50345075

QC Batch: 734752 Analysis Method: HACH 8146
 QC Batch Method: HACH 8146 Analysis Description: Iron, Ferrous
 Laboratory: Pace Analytical Services - Indianapolis
 Associated Lab Samples: 50345075001, 50345075002, 50345075003, 50345075004

METHOD BLANK: 3371875 Matrix: Water
 Associated Lab Samples: 50345075001, 50345075002, 50345075003, 50345075004

Parameter	Units	Blank Result	Reporting Limit	MDL	Analyzed	Qualifiers
Iron, Ferrous	mg/L	ND	0.20	0.035	05/19/23 14:03	H3,N2

LABORATORY CONTROL SAMPLE: 3371876

Parameter	Units	Spike Conc.	LCS Result	LCS % Rec	% Rec Limits	Qualifiers
Iron, Ferrous	mg/L	1	1.0	101	90-110	H3,N2

MATRIX SPIKE & MATRIX SPIKE DUPLICATE: 3371877 3371878

Parameter	Units	50345068001 Result	MS Spike Conc.	MSD Spike Conc.	MS Result	MSD Result	MS % Rec	MSD % Rec	% Rec Limits	RPD	Max RPD	Qual
Iron, Ferrous	mg/L	ND	1	1	1.1	1.1	109	109	90-110	0	20	H3,N2

MATRIX SPIKE & MATRIX SPIKE DUPLICATE: 3371879 3371880

Parameter	Units	50345193004 Result	MS Spike Conc.	MSD Spike Conc.	MS Result	MSD Result	MS % Rec	MSD % Rec	% Rec Limits	RPD	Max RPD	Qual
Iron, Ferrous	mg/L	ND	1	1	1.1	1.1	107	107	90-110	0	20	H3,N2

Results presented on this page are in the units indicated by the "Units" column except where an alternate unit is presented to the right of the result.

REPORT OF LABORATORY ANALYSIS

This report shall not be reproduced, except in full,
 without the written consent of Pace Analytical Services, LLC.



QUALITY CONTROL DATA

Project: Harding Street P1R2

Pace Project No.: 50345075

QC Batch:	734243	Analysis Method:	EPA 353.2
QC Batch Method:	EPA 353.2	Analysis Description:	353.2 Nitrate + Nitrite, Unpres.
		Laboratory:	Pace Analytical Services - Indianapolis

Associated Lab Samples: 50345075001, 50345075002, 50345075003, 50345075004

METHOD BLANK: 3369563 Matrix: Water
 Associated Lab Samples: 50345075001, 50345075002, 50345075003, 50345075004

Parameter	Units	Blank Result	Reporting Limit	MDL	Analyzed	Qualifiers
Nitrogen, Nitrate	mg/L	ND	0.10	0.011	05/17/23 23:08	
Nitrogen, Nitrite	mg/L	ND	0.10	0.0040	05/17/23 23:08	

LABORATORY CONTROL SAMPLE: 3369564

Parameter	Units	Spike Conc.	LCS Result	LCS % Rec	% Rec Limits	Qualifiers
Nitrogen, Nitrate	mg/L	1	0.99	99	90-110	
Nitrogen, Nitrite	mg/L	1	0.99	99	90-110	

MATRIX SPIKE & MATRIX SPIKE DUPLICATE: 3369565 3369566

Parameter	Units	50345000007 Result	MS Spike Conc.	MSD Spike Conc.	MS Result	MSD Result	MS % Rec	MSD % Rec	% Rec Limits	RPD	Max RPD	Qual
Nitrogen, Nitrate	mg/L	ND	1	1	1.1	1.1	102	103	90-110	1	20	
Nitrogen, Nitrite	mg/L	ND	1	1	1.0	1.0	101	101	90-110	0	20	

MATRIX SPIKE SAMPLE: 3369567

Parameter	Units	50345000008 Result	Spike Conc.	MS Result	MS % Rec	% Rec Limits	Qualifiers
Nitrogen, Nitrate	mg/L	ND	1	1.0	101	90-110	
Nitrogen, Nitrite	mg/L	ND	1	1.0	101	90-110	

Results presented on this page are in the units indicated by the "Units" column except where an alternate unit is presented to the right of the result.

REPORT OF LABORATORY ANALYSIS

This report shall not be reproduced, except in full, without the written consent of Pace Analytical Services, LLC.



QUALITY CONTROL DATA

Project: Harding Street P1R2

Pace Project No.: 50345075

QC Batch: 735792 Analysis Method: EPA 365.1
 QC Batch Method: EPA 365.1 Analysis Description: 365.1 Total Phosphorus
 Laboratory: Pace Analytical Services - Indianapolis
 Associated Lab Samples: 50345075001, 50345075002, 50345075003, 50345075004

METHOD BLANK: 3376268 Matrix: Water
 Associated Lab Samples: 50345075001, 50345075002, 50345075003, 50345075004

Parameter	Units	Blank Result	Reporting Limit	MDL	Analyzed	Qualifiers
Phosphate as P04	mg/L	ND	0.15	0.15	05/31/23 10:26	

LABORATORY CONTROL SAMPLE: 3376269

Parameter	Units	Spike Conc.	LCS Result	LCS % Rec	% Rec Limits	Qualifiers
Phosphate as P04	mg/L		1.5			

MATRIX SPIKE & MATRIX SPIKE DUPLICATE: 3376270 3376271

Parameter	Units	50345104002 Result	MS Spike Conc.	MSD Spike Conc.	MS Result	MSD Result	MS % Rec	MSD % Rec	% Rec Limits	RPD	Max RPD	Qual
Phosphate as P04	mg/L	0.29			1.7	1.7				0		

MATRIX SPIKE & MATRIX SPIKE DUPLICATE: 3376272 3376273

Parameter	Units	50345068001 Result	MS Spike Conc.	MSD Spike Conc.	MS Result	MSD Result	MS % Rec	MSD % Rec	% Rec Limits	RPD	Max RPD	Qual
Phosphate as P04	mg/L	0.29			1.7	1.7				0		

Results presented on this page are in the units indicated by the "Units" column except where an alternate unit is presented to the right of the result.

REPORT OF LABORATORY ANALYSIS

This report shall not be reproduced, except in full, without the written consent of Pace Analytical Services, LLC.



QUALITY CONTROL DATA

Project: Harding Street P1R2

Pace Project No.: 50345075

QC Batch:	735864	Analysis Method:	SM 5310C
QC Batch Method:	SM 5310C	Analysis Description:	5310C Total Organic Carbon
		Laboratory:	Pace Analytical Services - Indianapolis

Associated Lab Samples: 50345075001, 50345075002, 50345075003, 50345075004

METHOD BLANK: 3376522 Matrix: Water
 Associated Lab Samples: 50345075001, 50345075002, 50345075003, 50345075004

Parameter	Units	Blank Result	Reporting Limit	MDL	Analyzed	Qualifiers
Total Organic Carbon	mg/L	ND	1.0	0.24	05/27/23 00:15	

LABORATORY CONTROL SAMPLE: 3376523

Parameter	Units	Spike Conc.	LCS Result	LCS % Rec	% Rec Limits	Qualifiers
Total Organic Carbon	mg/L	10	10.2	102	90-110	

MATRIX SPIKE & MATRIX SPIKE DUPLICATE: 3376524 3376525

Parameter	Units	50344998001 Result	MS Spike Conc.	MSD Spike Conc.	MS Result	MSD Result	MS % Rec	MSD % Rec	% Rec Limits	RPD	Max RPD	Qual
Total Organic Carbon	mg/L	ND	10	10	11.6	11.6	100	99	80-120	1	20	

MATRIX SPIKE & MATRIX SPIKE DUPLICATE: 3376526 3376527

Parameter	Units	50345068001 Result	MS Spike Conc.	MSD Spike Conc.	MS Result	MSD Result	MS % Rec	MSD % Rec	% Rec Limits	RPD	Max RPD	Qual
Total Organic Carbon	mg/L	2.0	10	10	12.2	12.3	101	103	80-120	1	20	

Results presented on this page are in the units indicated by the "Units" column except where an alternate unit is presented to the right of the result.

REPORT OF LABORATORY ANALYSIS

This report shall not be reproduced, except in full, without the written consent of Pace Analytical Services, LLC.



QUALITY CONTROL DATA

Project: Harding Street P1R2
 Pace Project No.: 50345075

QC Batch: 735871 Analysis Method: SM 5310C
 QC Batch Method: SM 5310C Analysis Description: 5310C Dissolved Organic Carbon
 Laboratory: Pace Analytical Services - Indianapolis
 Associated Lab Samples: 50345075001, 50345075002, 50345075003, 50345075004

METHOD BLANK: 3376557 Matrix: Water
 Associated Lab Samples: 50345075001, 50345075002, 50345075003, 50345075004

Parameter	Units	Blank Result	Reporting Limit	MDL	Analyzed	Qualifiers
Dissolved Organic Carbon	mg/L	ND	1.0	0.24	05/27/23 02:49	

LABORATORY CONTROL SAMPLE: 3376558

Parameter	Units	Spike Conc.	LCS Result	LCS % Rec	% Rec Limits	Qualifiers
Dissolved Organic Carbon	mg/L	10	9.6	96	90-110	

MATRIX SPIKE & MATRIX SPIKE DUPLICATE: 3376559 3376560

Parameter	Units	50344962003		3376559		3376560		% Rec Limits	RPD	Max RPD	Qual	
		MS Result	MS Spike Conc.	MS Result	MS Spike Conc.	MS Result	MS Spike Conc.					
Dissolved Organic Carbon	mg/L	3.7	20	22.9	20	23.0	20	96	97	80-120	1	20

MATRIX SPIKE & MATRIX SPIKE DUPLICATE: 3376561 3376562

Parameter	Units	50344965001		3376561		3376562		% Rec Limits	RPD	Max RPD	Qual	
		MS Result	MS Spike Conc.	MS Result	MS Spike Conc.	MS Result	MS Spike Conc.					
Dissolved Organic Carbon	mg/L	1.2J	10	10.9	10	10.9	10	98	98	80-120	0	20

Results presented on this page are in the units indicated by the "Units" column except where an alternate unit is presented to the right of the result.

REPORT OF LABORATORY ANALYSIS

This report shall not be reproduced, except in full,
 without the written consent of Pace Analytical Services, LLC.



ANALYTICAL RESULTS - RADIOCHEMISTRY

Project: Harding Street P1R2

Pace Project No.: 50345075

Sample: MW-105D **Lab ID: 50345075001** Collected: 05/17/23 13:05 Received: 05/17/23 15:00 Matrix: Water
 PWS: Site ID: Sample Type:

Parameters	Method	Act ± Unc (MDC) Carr Trac	Units	Analyzed	CAS No.	Qual
	Pace Analytical Services - Greensburg					
Radium-226	EPA 903.1	0.557 ± 0.634 (1.000) C:NA T:84%	pCi/L	06/16/23 15:12	13982-63-3	
	Pace Analytical Services - Greensburg					
Radium-228	EPA 904.0	0.758 ± 0.428 (0.774) C:79% T:83%	pCi/L	06/12/23 15:42	15262-20-1	
	Pace Analytical Services - Greensburg					
Total Radium	Total Radium Calculation	1.32 ± 1.06 (1.77)	pCi/L	06/19/23 18:01	7440-14-4	

REPORT OF LABORATORY ANALYSIS

This report shall not be reproduced, except in full, without the written consent of Pace Analytical Services, LLC.



ANALYTICAL RESULTS - RADIOCHEMISTRY

Project: Harding Street P1R2

Pace Project No.: 50345075

Sample: MW-1051 **Lab ID: 50345075002** Collected: 05/17/23 11:40 Received: 05/17/23 15:00 Matrix: Water
PWS: Site ID: Sample Type:

Parameters	Method	Act ± Unc (MDC) Carr Trac	Units	Analyzed	CAS No.	Qual
	Pace Analytical Services - Greensburg					
Radium-226	EPA 903.1	0.843 ± 0.718 (1.01) C:NA T:92%	pCi/L	06/16/23 15:24	13982-63-3	
	Pace Analytical Services - Greensburg					
Radium-228	EPA 904.0	0.662 ± 0.457 (0.888) C:80% T:83%	pCi/L	06/12/23 15:41	15262-20-1	
	Pace Analytical Services - Greensburg					
Total Radium	Total Radium Calculation	1.51 ± 1.18 (1.90)	pCi/L	06/19/23 18:01	7440-14-4	

REPORT OF LABORATORY ANALYSIS

This report shall not be reproduced, except in full, without the written consent of Pace Analytical Services, LLC.



ANALYTICAL RESULTS - RADIOCHEMISTRY

Project: Harding Street P1R2

Pace Project No.: 50345075

Sample: MW-105S **Lab ID: 50345075003** Collected: 05/17/23 10:15 Received: 05/17/23 15:00 Matrix: Water
PWS: Site ID: Sample Type:

Parameters	Method	Act ± Unc (MDC) Carr Trac	Units	Analyzed	CAS No.	Qual
	Pace Analytical Services - Greensburg					
Radium-226	EPA 903.1	0.0823 ± 0.740 (1.43) C:NA T:92%	pCi/L	06/16/23 15:24	13982-63-3	
	Pace Analytical Services - Greensburg					
Radium-228	EPA 904.0	1.73 ± 0.588 (0.796) C:79% T:84%	pCi/L	06/12/23 15:41	15262-20-1	
	Pace Analytical Services - Greensburg					
Total Radium	Total Radium Calculation	1.81 ± 1.33 (2.23)	pCi/L	06/19/23 18:01	7440-14-4	

REPORT OF LABORATORY ANALYSIS

This report shall not be reproduced, except in full, without the written consent of Pace Analytical Services, LLC.



ANALYTICAL RESULTS - RADIOCHEMISTRY

Project: Harding Street P1R2

Pace Project No.: 50345075

Sample: DUP 8 **Lab ID: 50345075004** Collected: 05/17/23 08:00 Received: 05/17/23 15:00 Matrix: Water
 PWS: Site ID: Sample Type:

Parameters	Method	Act ± Unc (MDC) Carr Trac	Units	Analyzed	CAS No.	Qual
	Pace Analytical Services - Greensburg					
Radium-226	EPA 903.1	0.875 ± 0.837 (1.27) C:NA T:90%	pCi/L	06/16/23 15:24	13982-63-3	
	Pace Analytical Services - Greensburg					
Radium-228	EPA 904.0	0.818 ± 0.468 (0.850) C:74% T:81%	pCi/L	06/12/23 15:42	15262-20-1	
	Pace Analytical Services - Greensburg					
Total Radium	Total Radium Calculation	1.69 ± 1.31 (2.12)	pCi/L	06/19/23 18:01	7440-14-4	

REPORT OF LABORATORY ANALYSIS

This report shall not be reproduced, except in full, without the written consent of Pace Analytical Services, LLC.



QUALITY CONTROL - RADIOCHEMISTRY

Project: Harding Street P1R2

Pace Project No.: 50345075

QC Batch: 592517

Analysis Method: EPA 903.1

QC Batch Method: EPA 903.1

Analysis Description: 903.1 Radium-226

Laboratory: Pace Analytical Services - Greensburg

Associated Lab Samples: 50345075001, 50345075002, 50345075003, 50345075004

METHOD BLANK: 2879199

Matrix: Water

Associated Lab Samples: 50345075001, 50345075002, 50345075003, 50345075004

Parameter	Act ± Unc (MDC) Carr Trac	Units	Analyzed	Qualifiers
Radium-226	0.132 ± 0.302 (0.179) C:NA T:99%	pCi/L	06/16/23 15:12	

Results presented on this page are in the units indicated by the "Units" column except where an alternate unit is presented to the right of the result.

REPORT OF LABORATORY ANALYSIS

This report shall not be reproduced, except in full, without the written consent of Pace Analytical Services, LLC.



QUALITY CONTROL - RADIOCHEMISTRY

Project: Harding Street P1R2

Pace Project No.: 50345075

QC Batch: 592518

Analysis Method: EPA 904.0

QC Batch Method: EPA 904.0

Analysis Description: 904.0 Radium 228

Laboratory: Pace Analytical Services - Greensburg

Associated Lab Samples: 50345075001, 50345075002, 50345075003, 50345075004

METHOD BLANK: 2879200

Matrix: Water

Associated Lab Samples: 50345075001, 50345075002, 50345075003, 50345075004

Parameter	Act ± Unc (MDC) Carr Trac	Units	Analyzed	Qualifiers
Radium-228	0.105 ± 0.285 (0.641) C:80% T:90%	pCi/L	06/12/23 15:40	

Results presented on this page are in the units indicated by the "Units" column except where an alternate unit is presented to the right of the result.

REPORT OF LABORATORY ANALYSIS

This report shall not be reproduced, except in full, without the written consent of Pace Analytical Services, LLC.



QUALIFIERS

Project: Harding Street P1R2

Pace Project No.: 50345075

DEFINITIONS

DF - Dilution Factor, if reported, represents the factor applied to the reported data due to dilution of the sample aliquot.

ND - Not Detected at or above adjusted reporting limit.

TNTC - Too Numerous To Count

J - Estimated concentration above the adjusted method detection limit and below the adjusted reporting limit.

MDL - Adjusted Method Detection Limit.

PQL - Practical Quantitation Limit.

RL - Reporting Limit - The lowest concentration value that meets project requirements for quantitative data with known precision and bias for a specific analyte in a specific matrix.

S - Surrogate

1,2-Diphenylhydrazine decomposes to and cannot be separated from Azobenzene using Method 8270. The result for each analyte is a combined concentration.

Consistent with EPA guidelines, unrounded data are displayed and have been used to calculate % recovery and RPD values.

LCS(D) - Laboratory Control Sample (Duplicate)

MS(D) - Matrix Spike (Duplicate)

DUP - Sample Duplicate

RPD - Relative Percent Difference

NC - Not Calculable.

SG - Silica Gel - Clean-Up

U - Indicates the compound was analyzed for, but not detected.

N-Nitrosodiphenylamine decomposes and cannot be separated from Diphenylamine using Method 8270. The result reported for each analyte is a combined concentration.

Reported results are not rounded until the final step prior to reporting. Therefore, calculated parameters that are typically reported as "Total" may vary slightly from the sum of the reported component parameters.

Act - Activity

Unc - Uncertainty: SDWA = 1.96 sigma count uncertainty, all other matrices = Expanded Uncertainty (95% confidence interval).

Gamma Spec = Expanded Uncertainty (95.4% Confidence Interval)

(MDC) - Minimum Detectable Concentration

Trac - Tracer Recovery (%)

Carr - Carrier Recovery (%)

Pace Analytical is TNI accredited. Contact your Pace PM for the current list of accredited analytes.

TNI - The NELAC Institute.

ANALYTE QUALIFIERS

H3 Sample was received or analysis requested beyond the recognized method holding time.

M0 Matrix spike recovery and/or matrix spike duplicate recovery was outside laboratory control limits.

M3 Matrix spike recovery was outside laboratory control limits due to matrix interferences.

N2 The lab does not hold NELAC/TNI accreditation for this parameter but other accreditations/certifications may apply. A complete list of accreditations/certifications is available upon request.

P6 Matrix spike recovery was outside laboratory control limits due to a parent sample concentration notably higher than the spike level.

REPORT OF LABORATORY ANALYSIS

This report shall not be reproduced, except in full,
without the written consent of Pace Analytical Services, LLC.



QUALITY CONTROL DATA CROSS REFERENCE TABLE

Project: Harding Street P1R2

Pace Project No.: 50345075

Lab ID	Sample ID	QC Batch Method	QC Batch	Analytical Method	Analytical Batch
50345075001	MW-105D	EPA 9056	735154		
50345075002	MW-105I	EPA 9056	735154		
50345075003	MW-105S	EPA 9056	735154		
50345075004	DUP 8	EPA 9056	735154		
50345075001	MW-105D	EPA 3010	735682	EPA 6010	736298
50345075002	MW-105I	EPA 3010	735682	EPA 6010	736298
50345075003	MW-105S	EPA 3010	735682	EPA 6010	736298
50345075004	DUP 8	EPA 3010	735682	EPA 6010	736298
50345075001	MW-105D	EPA 3010	735702	EPA 6010	736593
50345075002	MW-105I	EPA 3010	735702	EPA 6010	736593
50345075003	MW-105S	EPA 3010	735702	EPA 6010	736593
50345075004	DUP 8	EPA 3010	735702	EPA 6010	736593
50345075001	MW-105D	EPA 200.2	736020	EPA 6020	736314
50345075002	MW-105I	EPA 200.2	736020	EPA 6020	736314
50345075003	MW-105S	EPA 200.2	736020	EPA 6020	736314
50345075004	DUP 8	EPA 200.2	736020	EPA 6020	736314
50345075001	MW-105D	EPA 7470	735847	EPA 7470	735998
50345075002	MW-105I	EPA 7470	735847	EPA 7470	735998
50345075003	MW-105S	EPA 7470	735847	EPA 7470	735998
50345075004	DUP 8	EPA 7470	735847	EPA 7470	735998
50345075001	MW-105D	EPA 903.1	592517		
50345075002	MW-105I	EPA 903.1	592517		
50345075003	MW-105S	EPA 903.1	592517		
50345075004	DUP 8	EPA 903.1	592517		
50345075001	MW-105D	EPA 904.0	592518		
50345075002	MW-105I	EPA 904.0	592518		
50345075003	MW-105S	EPA 904.0	592518		
50345075004	DUP 8	EPA 904.0	592518		
50345075001	MW-105D	Total Radium Calculation	596021		
50345075002	MW-105I	Total Radium Calculation	596021		
50345075003	MW-105S	Total Radium Calculation	596021		
50345075004	DUP 8	Total Radium Calculation	596021		
50345075001	MW-105D	SM 2320B	734270		
50345075002	MW-105I	SM 2320B	734270		
50345075003	MW-105S	SM 2320B	734270		
50345075004	DUP 8	SM 2320B	734270		
50345075001	MW-105D	SM 2540C	735267		
50345075002	MW-105I	SM 2540C	735267		
50345075003	MW-105S	SM 2540C	735267		
50345075004	DUP 8	SM 2540C	735267		
50345075001	MW-105D	SM 4500-H+B	736563		
50345075002	MW-105I	SM 4500-H+B	736563		
50345075003	MW-105S	SM 4500-H+B	736563		
50345075004	DUP 8	SM 4500-H+B	736563		

REPORT OF LABORATORY ANALYSIS

This report shall not be reproduced, except in full, without the written consent of Pace Analytical Services, LLC.



QUALITY CONTROL DATA CROSS REFERENCE TABLE

Project: Harding Street P1R2

Pace Project No.: 50345075

Lab ID	Sample ID	QC Batch Method	QC Batch	Analytical Method	Analytical Batch
50345075001	MW-105D	SM 4500-S2-D	734464		
50345075002	MW-105I	SM 4500-S2-D	734464		
50345075003	MW-105S	SM 4500-S2-D	734464		
50345075004	DUP 8	SM 4500-S2-D	734464		
50345075001	MW-105D	HACH 8146	734752		
50345075002	MW-105I	HACH 8146	734752		
50345075003	MW-105S	HACH 8146	734752		
50345075004	DUP 8	HACH 8146	734752		
50345075001	MW-105D	EPA 353.2	734243		
50345075002	MW-105I	EPA 353.2	734243		
50345075003	MW-105S	EPA 353.2	734243		
50345075004	DUP 8	EPA 353.2	734243		
50345075001	MW-105D	EPA 365.1	735792	EPA 365.1	736777
50345075002	MW-105I	EPA 365.1	735792	EPA 365.1	736777
50345075003	MW-105S	EPA 365.1	735792	EPA 365.1	736777
50345075004	DUP 8	EPA 365.1	735792	EPA 365.1	736777
50345075001	MW-105D	SM 5310C	735864		
50345075002	MW-105I	SM 5310C	735864		
50345075003	MW-105S	SM 5310C	735864		
50345075004	DUP 8	SM 5310C	735864		
50345075001	MW-105D	SM 5310C	735871		
50345075002	MW-105I	SM 5310C	735871		
50345075003	MW-105S	SM 5310C	735871		
50345075004	DUP 8	SM 5310C	735871		

REPORT OF LABORATORY ANALYSIS

This report shall not be reproduced, except in full, without the written consent of Pace Analytical Services, LLC.



SAMPLE CONDITION UPON RECEIPT FORM

Date/Time and Initials of person examining contents: DMP 5/17/23 1621

1. Courier: FED EX UPS CLIENT PACE USPS OTHER
2. Custody Seal on Cooler/Box Present: Yes No
 (If yes)Seals Intact: Yes No (leave blank if no seals were present)
3. Thermometer: 1 2 3 4 5 6 A B C D E F
4. Cooler Temperature(s): 3.0/3.0 4.9/4.9
 (Initial/Corrected) RECORD TEMPS OF ALL COOLERS RECEIVED (use Comments below to add more)

5. Packing Material: Bubble Wrap Bubble Bags
 None Other Plastic
6. Ice Type: Wet Blue None
7. If temp. is over 6°C or under 0°C, was the PM notified?: Yes No
 Cooler temp should be above freezing to 6°C

All discrepancies will be written out in the comments section below.

	Yes	No		Yes	No	N/A
USDA Regulated Soils? (HI, ID, NY, WA, OR, CA, NM, TX, OK, AR, LA, TN, AL, MS, NC, SC, GA, FL, or Puerto Rico)		<input checked="" type="checkbox"/>	All containers needing acid/base preservation have been pH CHECKED?: Exceptions: VOA, coliform, LLHg, O&G, RAD CHEM, and any container with a septum cap or preserved with HCl.			
Short Hold Time Analysis (48 hours or less)? Analysis: <u>NO 3</u>	<input checked="" type="checkbox"/>		Circle: HNO3 (<2) H2SO4 (<2) NaOH (>10) NaOH/ZnAc (>9) Any non-conformance to pH recommendations will be noted on the container count form	<input checked="" type="checkbox"/>		
Time 5035A TC placed in Freezer or Short Holds To Lab Time: <u>17:00</u>			Residual Chlorine Check (SVOC 625 Pest/PCB 608)	<u>Present</u>	<u>Absent</u>	<u>N/A</u>
Rush TAT Requested (4 days or less):		<input checked="" type="checkbox"/>	Residual Chlorine Check (Total/Amenable/Free Cyanide)			<input checked="" type="checkbox"/>
Custody Signatures Present?	<input checked="" type="checkbox"/>		Headspace Wisconsin Sulfide?			<input checked="" type="checkbox"/>
Containers Intact?:	<input checked="" type="checkbox"/>		Headspace in VOA Vials (>6mm): See Container Count form for details	<u>Present</u>	<u>Absent</u>	<u>No VOA Vials Sent</u>
Sample Label (IDs/Dates/Times) Match COC?: Except TCs, which only require sample ID	<input checked="" type="checkbox"/>		Trip Blank Present?		<input checked="" type="checkbox"/>	
Extra labels on Terracore Vials? (soils only)		<u>N/A</u>	Trip Blank Custody Seals?:			<input checked="" type="checkbox"/>

COMMENTS:

Sample Container Count

** Place a RED dot on containers that are out of conformance **

COC Line Item	WGUFU	R	VIALS			AMBER GLASS			PLASTIC							OTHER			Matrix	Nitric	Sulfuric	Sodium Hydroxide	Sodium Hydroxide/ZnAc																		
			MeOH (only)	SBS	DI	DG9H	VG9H	VOA VIAL HS (>6mm)	VG9U	DG9U	VG9T	AG0U	AG1H	AG1U	AG2U	AG3S	AG3SF	AG3C		BP1U	BP1N	BP2U	BP3U	BP3N	BP3F	BP3S	BP3B	BP3Z	CG3H	CG3F	Syringe Kit	Red	Yellow	Green	Black						
																																HNO3 <2	H2SO4 <2	NaOH >10	NaOH/Zn Ac >9						
1														1	1				2	2	1	1	1	1											WT	✓	✓		✓		
2														↓	↓				↓	↓	↓	↓	↓	↓												↓				↓	
3														↓	↓				↓	↓	↓	↓	↓	↓													↓				↓
4														↓	↓				↓	↓	↓	↓	↓	↓													↓				↓
5																																									
6																																									
7																																									
8																																									
9																																									
10																																									
11																																									
12																																									

Container Codes

Glass				Plastic			
DG9H	40mL HCl amber voa vial	BG1T	1L Na Thiosulfate clear glass	BP1B	1L NaOH plastic	BP4U	125mL unpreserved plastic
DG9P	40mL TSP amber vial	BG1U	1L unpreserved glass	BP1N	1L HNO3 plastic	BP4N	125mL HNO3 plastic
DG9S	40mL H2SO4 amber vial	BG3H	250mL HCl Clear Glass	BP1S	1L H2SO4 plastic	BP4S	125mL H2SO4 plastic
DG9T	40mL Na Thio amber vial	BG3U	250mL Unpres Clear Glass	BP1U	1L unpreserved plastic	Miscellaneous	
DG9U	40mL unpreserved amber vial	AG0U	100mL unpres amber glass	BP1Z	1L NaOH, Zn, Ac		
VG9H	40mL HCl clear vial	AG1H	1L HCl amber glass	BP2N	500mL HNO3 plastic	Syringe Kit	LL Cr+6 sampling kit
VG9T	40mL Na Thio. clear vial	AG1S	1L H2SO4 amber glass	BP2C	500mL NaOH plastic	ZPLC	Ziploc Bag
VG9U	40mL unpreserved clear vial	AG1T	1L Na Thiosulfate amber glass	BP2S	500mL H2SO4 plastic	R	Terracore Kit
I	40mL w/hexane wipe vial	AG1U	1liter unpres amber glass	BP2U	500mL unpreserved plastic	SP5T	120mL Coliform Sodium Thiosulfate
WGKU	8oz unpreserved clear jar	AG2N	500mL HNO3 amber glass	BP2Z	500mL NaOH, Zn Ac	GN	General Container
WGUFU	4oz clear soil jar	AG2S	500mL H2SO4 amber glass	BP3B	250mL NaOH plastic	U	Summa Can (air sample)
JGFU	4oz unpreserved amber wide	AG2U	500mL unpres amber glass	BP3N	250mL HNO3 plastic	WT	Water
CG3H	250mL clear glass HCl	AG3S	250mL H2SO4 amber glass	BP3F	250mL HNO3 plastic-field filtered	SL	Solid Solid
CG3F	250mL clear glass HCl, Field Filter	AG3SF	250mL H2SO4 amb glass -field filtered	BP3U	250mL unpreserved plastic	OL:	Oil
BG1H	1L HCl clear glass	AG3U	250mL unpres amber glass	BP3S	250mL H2SO4 plastic	NAL	Non-aqueous liquid
BG1S	1L H2SO4 clear glass	AG3C	250mL NaOH amber glass	BP3Z	250mL NaOH, ZnAc plastic	WP	Wipe



August 01, 2023

Mr. Mark Breting
ATC Group Services
7988 Centerpoint Drive
Suite 100
Indianapolis, IN 46256

RE: Project: Harding Street P1R1
Pace Project No.: 50345278

Dear Mr. Breting:

Enclosed are the analytical results for sample(s) received by the laboratory on May 18, 2023. The results relate only to the samples included in this report. Results reported herein conform to the applicable TNI/NELAC Standards and the laboratory's Quality Manual, where applicable, unless otherwise noted in the body of the report.

The test results provided in this final report were generated by each of the following laboratories within the Pace Network:

- Pace Analytical Services - Indianapolis
- Pace Analytical Services - Greensburg

If you have any questions concerning this report, please feel free to contact me.

Sincerely,

Will Statz
will.statz@pacelabs.com
(317)228-3105
Project Manager

Enclosures

cc: Mohammed Bazlamit, Atlas
Mr. Robert Miller, Haley & Aldrich



REPORT OF LABORATORY ANALYSIS

This report shall not be reproduced, except in full,
without the written consent of Pace Analytical Services, LLC.



CERTIFICATIONS

Project: Harding Street P1R1

Pace Project No.: 50345278

Pace Analytical Services Pennsylvania

1638 Roseytown Rd Suites 2,3&4, Greensburg, PA 15601
 ANAB DOD-ELAP Rad Accreditation #: L2417
 ANABISO/IEC 17025:2017 Rad Cert#: L24170
 Alabama Certification #: 41590
 Arizona Certification #: AZ0734
 Arkansas Certification
 California Certification #: 2950
 Colorado Certification #: PA01547
 Connecticut Certification #: PH-0694
 EPA Region 4 DW Rad
 Florida/TNI Certification #: E87683
 Georgia Certification #: C040
 Guam Certification
 Hawaii Certification
 Idaho Certification
 Illinois Certification
 Indiana Certification
 Iowa Certification #: 391
 Kansas Certification #: E-10358
 Kentucky Certification #: KY90133
 KY WW Permit #: KY0098221
 KY WW Permit #: KY0000221
 Louisiana DHH/TNI Certification #: LA010
 Louisiana DEQ/TNI Certification #: 04086
 Maine Certification #: 2023021
 Maryland Certification #: 308
 Massachusetts Certification #: M-PA1457
 Michigan/PADEP Certification #: 9991

Missouri Certification #: 235
 Montana Certification #: Cert0082
 Nebraska Certification #: NE-OS-29-14
 Nevada Certification #: PA014572023-03
 New Hampshire/TNI Certification #: 297622
 New Jersey/TNI Certification #: PA051
 New Mexico Certification #: PA01457
 New York/TNI Certification #: 10888
 North Carolina Certification #: 42706
 North Dakota Certification #: R-190
 Ohio EPA Rad Approval: #41249
 Oregon/TNI Certification #: PA200002-015
 Pennsylvania/TNI Certification #: 65-00282
 Puerto Rico Certification #: PA01457
 Rhode Island Certification #: 65-00282
 South Dakota Certification
 Tennessee Certification #: TN02867
 Texas/TNI Certification #: T104704188-22-18
 Utah/TNI Certification #: PA014572223-14
 USDA Soil Permit #: 525-23-67-77263
 Vermont Dept. of Health: ID# VT-0282
 Virgin Island/PADEP Certification
 Virginia/VELAP Certification #: 460198
 Washington Certification #: C868
 West Virginia DEP Certification #: 143
 West Virginia DHHR Certification #: 9964C
 Wisconsin Approve List for Rad

Pace Analytical Services Indianapolis

7726 Moller Road, Indianapolis, IN 46268
 Illinois Accreditation #: 200074
 Indiana Drinking Water Laboratory #: C-49-06
 Kansas/TNI Certification #: E-10177
 Kentucky UST Agency Interest #: 80226
 Kentucky WW Laboratory ID #: 98019
 Michigan Drinking Water Laboratory #9050

Ohio VAP Certified Laboratory #: CL0065
 Oklahoma Laboratory #: 9204
 Texas Certification #: T104704355
 Wisconsin Laboratory #: 999788130
 USDA Foreign Soil Permit #: 525-23-13-23119
 USDA Compliance Agreement #: IN-SL-22-001

REPORT OF LABORATORY ANALYSIS

This report shall not be reproduced, except in full,
 without the written consent of Pace Analytical Services, LLC.



SAMPLE SUMMARY

Project: Harding Street P1R1

Pace Project No.: 50345278

Lab ID	Sample ID	Matrix	Date Collected	Date Received
50345278001	MW-3S	Water	05/18/23 10:03	05/18/23 15:00
50345278002	MW-3D	Water	05/18/23 11:29	05/18/23 15:00
50345278003	MW-5S	Water	05/18/23 13:03	05/18/23 15:00
50345278004	MW-14I	Water	05/18/23 10:00	05/18/23 15:00
50345278005	MW-14IL	Water	05/18/23 11:15	05/18/23 15:00
50345278006	MW-14D1	Water	05/18/23 12:30	05/18/23 15:00
50345278007	MW-14D	Water	05/18/23 13:20	05/18/23 15:00
50345278008	MW-15S	Water	05/18/23 09:53	05/18/23 15:00
50345278009	MW-15I	Water	05/18/23 11:20	05/18/23 15:00
50345278010	MW-15D	Water	05/18/23 12:22	05/18/23 15:00
50345278011	MW-15D MS	Water	05/18/23 12:22	05/18/23 15:00
50345278012	MW-15D MSD	Water	05/18/23 12:22	05/18/23 15:00

REPORT OF LABORATORY ANALYSIS

This report shall not be reproduced, except in full,
without the written consent of Pace Analytical Services, LLC.



SAMPLE ANALYTE COUNT

Project: Harding Street P1R1

Pace Project No.: 50345278

Lab ID	Sample ID	Method	Analysts	Analytes Reported	Laboratory		
50345278001	MW-3S	EPA 9056	ADM, RID	3	PASI-I		
		EPA 6010	MTM	14	PASI-I		
		EPA 6010	JPK	3	PASI-I		
		EPA 6020	CAW	7	PASI-I		
		EPA 7470	ILP	1	PASI-I		
		EPA 903.1	CLM	1	PASI-PA		
		EPA 904.0	VAL	1	PASI-PA		
		Total Radium Calculation	JAL	1	PASI-PA		
		SM 2320B	DAW	3	PASI-I		
		SM 2540C	TRK	1	PASI-I		
		SM 4500-H+B	LHZ	1	PASI-I		
		SM 4500-S2-D	BEP	1	PASI-I		
		HACH 8146	BEP	1	PASI-I		
		EPA 353.2	ZM	2	PASI-I		
		EPA 365.1	YAM	1	PASI-I		
		SM 5310C	MMS	1	PASI-I		
		SM 5310C	MMS	1	PASI-I		
		50345278002	MW-3D	EPA 9056	ADM	3	PASI-I
				EPA 6010	MTM	14	PASI-I
				EPA 6010	JPK	3	PASI-I
EPA 6020	CAW			7	PASI-I		
EPA 7470	ILP			1	PASI-I		
EPA 903.1	CLM			1	PASI-PA		
EPA 904.0	VAL			1	PASI-PA		
Total Radium Calculation	JAL			1	PASI-PA		
SM 2320B	DAW			3	PASI-I		
SM 2540C	TRK			1	PASI-I		
SM 4500-H+B	LHZ			1	PASI-I		
SM 4500-S2-D	BEP			1	PASI-I		
HACH 8146	BEP			1	PASI-I		
EPA 353.2	ZM			2	PASI-I		
EPA 365.1	YAM			1	PASI-I		
SM 5310C	MMS			1	PASI-I		
SM 5310C	MMS			1	PASI-I		
50345278003	MW-5S			EPA 9056	ADM	3	PASI-I
				EPA 6010	MTM	14	PASI-I
				EPA 6010	JPK	3	PASI-I

REPORT OF LABORATORY ANALYSIS

This report shall not be reproduced, except in full, without the written consent of Pace Analytical Services, LLC.



SAMPLE ANALYTE COUNT

Project: Harding Street P1R1

Pace Project No.: 50345278

Lab ID	Sample ID	Method	Analysts	Analytes Reported	Laboratory
50345278004	MW-14I	EPA 6020	CAW	7	PASI-I
		EPA 7470	ILP	1	PASI-I
		EPA 903.1	CLM	1	PASI-PA
		EPA 904.0	VAL	1	PASI-PA
		Total Radium Calculation	JAL	1	PASI-PA
		SM 2320B	DAW	3	PASI-I
		SM 2540C	TRK	1	PASI-I
		SM 4500-H+B	LHZ	1	PASI-I
		SM 4500-S2-D	BEP	1	PASI-I
		HACH 8146	BEP	1	PASI-I
		EPA 353.2	ZM	2	PASI-I
		EPA 365.1	YAM	1	PASI-I
		SM 5310C	MMS	1	PASI-I
		SM 5310C	MMS	1	PASI-I
		EPA 9056	ADM, RID	3	PASI-I
		EPA 6010	MTM	14	PASI-I
		EPA 6010	JPK	3	PASI-I
		EPA 6020	CAW	7	PASI-I
		EPA 7470	ILP	1	PASI-I
		EPA 903.1	CLM	1	PASI-PA
		EPA 904.0	VAL	1	PASI-PA
		Total Radium Calculation	JAL	1	PASI-PA
		SM 2320B	DAW	3	PASI-I
		SM 2540C	TRK	1	PASI-I
		SM 4500-H+B	LHZ	1	PASI-I
		SM 4500-S2-D	BEP	1	PASI-I
		HACH 8146	BEP	1	PASI-I
EPA 353.2	ZM	2	PASI-I		
EPA 365.1	YAM	1	PASI-I		
SM 5310C	MMS	1	PASI-I		
SM 5310C	MMS	1	PASI-I		
50345278005	MW-14IL	EPA 9056	ADM	3	PASI-I
		EPA 6010	MTM	14	PASI-I
		EPA 6010	JPK	3	PASI-I
		EPA 6020	CAW	7	PASI-I
		EPA 7470	ILP	1	PASI-I
		EPA 903.1	CLM	1	PASI-PA

REPORT OF LABORATORY ANALYSIS

This report shall not be reproduced, except in full, without the written consent of Pace Analytical Services, LLC.



SAMPLE ANALYTE COUNT

Project: Harding Street P1R1

Pace Project No.: 50345278

Lab ID	Sample ID	Method	Analysts	Analytes Reported	Laboratory
50345278006	MW-14D1	EPA 904.0	VAL	1	PASI-PA
		Total Radium Calculation	JAL	1	PASI-PA
		SM 2320B	DAW	3	PASI-I
		SM 2540C	TRK	1	PASI-I
		SM 4500-H+B	LHZ	1	PASI-I
		SM 4500-S2-D	BEP	1	PASI-I
		HACH 8146	BEP	1	PASI-I
		EPA 353.2	ZM	2	PASI-I
		EPA 365.1	YAM	1	PASI-I
		SM 5310C	MMS	1	PASI-I
		SM 5310C	MMS	1	PASI-I
		EPA 9056	ADM	3	PASI-I
		EPA 6010	MTM	14	PASI-I
		EPA 6010	JPK	3	PASI-I
		EPA 6020	CAW	7	PASI-I
		EPA 7470	ILP	1	PASI-I
		EPA 903.1	CLM	1	PASI-PA
		EPA 904.0	VAL	1	PASI-PA
		Total Radium Calculation	JAL	1	PASI-PA
		SM 2320B	DAW	3	PASI-I
SM 2540C	TRK	1	PASI-I		
SM 4500-H+B	LHZ	1	PASI-I		
SM 4500-S2-D	BEP	1	PASI-I		
HACH 8146	BEP	1	PASI-I		
EPA 353.2	ZM	2	PASI-I		
EPA 365.1	YAM	1	PASI-I		
SM 5310C	MMS	1	PASI-I		
SM 5310C	MMS	1	PASI-I		
50345278007	MW-14D	EPA 9056	ADM	3	PASI-I
		EPA 6010	MTM	14	PASI-I
		EPA 6010	JPK	3	PASI-I
		EPA 6020	CAW	7	PASI-I
		EPA 7470	ILP	1	PASI-I
		EPA 903.1	CLM	1	PASI-PA
		EPA 904.0	VAL	1	PASI-PA
		Total Radium Calculation	JAL	1	PASI-PA
		SM 2320B	DAW	3	PASI-I

REPORT OF LABORATORY ANALYSIS

This report shall not be reproduced, except in full, without the written consent of Pace Analytical Services, LLC.



SAMPLE ANALYTE COUNT

Project: Harding Street P1R1

Pace Project No.: 50345278

Lab ID	Sample ID	Method	Analysts	Analytes Reported	Laboratory
		SM 2540C	TRK	1	PASI-I
		SM 4500-H+B	LHZ	1	PASI-I
		SM 4500-S2-D	BEP	1	PASI-I
		HACH 8146	BEP	1	PASI-I
		EPA 353.2	ZM	2	PASI-I
		EPA 365.1	YAM	1	PASI-I
		SM 5310C	MMS	1	PASI-I
		SM 5310C	MMS	1	PASI-I
50345278008	MW-15S	EPA 9056	ADM	3	PASI-I
		EPA 6010	MTM	14	PASI-I
		EPA 6010	JPK	3	PASI-I
		EPA 6020	CAW	7	PASI-I
		EPA 7470	ILP	1	PASI-I
		EPA 903.1	CLM	1	PASI-PA
		EPA 904.0	VAL	1	PASI-PA
		Total Radium Calculation	JAL	1	PASI-PA
		SM 2320B	DAW	3	PASI-I
		SM 2540C	TRK	1	PASI-I
		SM 4500-H+B	LHZ	1	PASI-I
		SM 4500-S2-D	BEP	1	PASI-I
		HACH 8146	BEP	1	PASI-I
		EPA 353.2	ZM	2	PASI-I
		EPA 365.1	YAM	1	PASI-I
		SM 5310C	MMS	1	PASI-I
		SM 5310C	MMS	1	PASI-I
50345278009	MW-15I	EPA 9056	ADM	3	PASI-I
		EPA 6010	MTM	14	PASI-I
		EPA 6010	JPK	3	PASI-I
		EPA 6020	CAW	7	PASI-I
		EPA 7470	ILP	1	PASI-I
		EPA 903.1	CLM	1	PASI-PA
		EPA 904.0	VAL	1	PASI-PA
		Total Radium Calculation	JAL	1	PASI-PA
		SM 2320B	DAW	3	PASI-I
		SM 2540C	TRK	1	PASI-I
		SM 4500-H+B	LHZ	1	PASI-I
		SM 4500-S2-D	BEP	1	PASI-I

REPORT OF LABORATORY ANALYSIS

This report shall not be reproduced, except in full, without the written consent of Pace Analytical Services, LLC.



SAMPLE ANALYTE COUNT

Project: Harding Street P1R1

Pace Project No.: 50345278

Lab ID	Sample ID	Method	Analysts	Analytes Reported	Laboratory
50345278010	MW-15D	HACH 8146	BEP	1	PASI-I
		EPA 353.2	ZM	2	PASI-I
		EPA 365.1	YAM	1	PASI-I
		SM 5310C	MMS	1	PASI-I
		SM 5310C	MMS	1	PASI-I
		EPA 9056	ADM	3	PASI-I
		EPA 6010	MTM	14	PASI-I
		EPA 6010	JPK	3	PASI-I
		EPA 6020	CAW	7	PASI-I
		EPA 7470	ILP	1	PASI-I
		EPA 903.1	CLM	1	PASI-PA
		EPA 904.0	VAL	1	PASI-PA
		Total Radium Calculation	JAL	1	PASI-PA
		SM 2320B	DAW	3	PASI-I
		SM 2540C	TRK	1	PASI-I
		SM 4500-H+B	LHZ	1	PASI-I
		SM 4500-S2-D	BEP	1	PASI-I
		HACH 8146	BEP	1	PASI-I
		EPA 353.2	ZM	2	PASI-I
		EPA 365.1	YAM	1	PASI-I
SM 5310C	MMS	1	PASI-I		
SM 5310C	MMS	1	PASI-I		
50345278011	MW-15D MS	EPA 903.1	CLM	1	PASI-PA
		EPA 904.0	VAL	1	PASI-PA
50345278012	MW-15D MSD	EPA 903.1	CLM	1	PASI-PA
		EPA 904.0	VAL	1	PASI-PA

PASI-I = Pace Analytical Services - Indianapolis
PASI-PA = Pace Analytical Services - Greensburg

REPORT OF LABORATORY ANALYSIS

This report shall not be reproduced, except in full,
without the written consent of Pace Analytical Services, LLC.



SUMMARY OF DETECTION

Project: Harding Street P1R1
 Pace Project No.: 50345278

Lab Sample ID	Client Sample ID	Result	Units	Report Limit	Analyzed	Qualifiers
Method	Parameters					
50345278001	MW-3S					
EPA 9056	Chloride	135	mg/L	25.0	06/03/23 19:14	
EPA 9056	Fluoride	0.17	mg/L	0.10	06/03/23 03:13	
EPA 9056	Sulfate	92.2	mg/L	2.5	06/03/23 03:30	
EPA 6010	Barium	58.7	ug/L	10.0	06/02/23 09:55	
EPA 6010	Boron	369	ug/L	100	06/02/23 09:55	
EPA 6010	Calcium	124000	ug/L	1000	06/02/23 09:55	
EPA 6010	Iron	144	ug/L	100	06/02/23 09:55	
EPA 6010	Magnesium	30700	ug/L	1000	06/02/23 09:55	
EPA 6010	Manganese	69.9	ug/L	10.0	06/02/23 09:55	
EPA 6010	Molybdenum	27.3	ug/L	10.0	06/02/23 09:55	
EPA 6010	Potassium	2130	ug/L	1000	06/02/23 09:55	
EPA 6010	Silica	9380	ug/L	450	06/02/23 09:55	N2
EPA 6010	Sodium	70400	ug/L	1000	06/02/23 09:55	
EPA 6010	Molybdenum, Dissolved	26.7	ug/L	10.0	06/02/23 03:49	
EPA 6020	Antimony	4.7	ug/L	1.0	06/01/23 00:24	
EPA 6020	Selenium	8.6	ug/L	1.0	06/01/23 00:24	
EPA 903.1	Radium-226	0.359 ± 0.602 (0.996)	pCi/L		06/17/23 16:02	
EPA 904.0	Radium-228	C:NA T:92% 0.575 ± 0.447 (0.891)	pCi/L		06/13/23 11:51	
		C:79% T:84%				
Total Radium Calculation	Total Radium	0.934 ± 1.05 (1.89)	pCi/L		06/19/23 08:07	
SM 2320B	Alkalinity, Total as CaCO3	272	mg/L	10.0	05/21/23 05:54	
SM 2320B	Alkalinity, Bicarbonate (CaCO3)	272	mg/L	10.0	05/21/23 05:54	
SM 2540C	Total Dissolved Solids	630	mg/L	20.0	05/24/23 15:05	
SM 4500-H+B	pH at 25 Degrees C	7.8	Std. Units	0.10	05/31/23 13:04	H3
EPA 353.2	Nitrogen, Nitrate	0.60	mg/L	0.10	05/19/23 12:33	
50345278002	MW-3D					
EPA 9056	Chloride	115	mg/L	2.5	06/03/23 04:06	
EPA 9056	Fluoride	0.23	mg/L	0.10	06/03/23 03:48	
EPA 9056	Sulfate	51.7	mg/L	2.5	06/03/23 04:06	
EPA 6010	Barium	93.8	ug/L	10.0	06/02/23 09:57	
EPA 6010	Boron	267	ug/L	100	06/02/23 09:57	
EPA 6010	Calcium	80200	ug/L	1000	06/02/23 09:57	
EPA 6010	Iron	1540	ug/L	100	06/02/23 09:57	
EPA 6010	Magnesium	20500	ug/L	1000	06/02/23 09:57	
EPA 6010	Manganese	186	ug/L	10.0	06/02/23 09:57	
EPA 6010	Potassium	3130	ug/L	1000	06/02/23 09:57	
EPA 6010	Silica	10500	ug/L	450	06/02/23 09:57	N2
EPA 6010	Sodium	73900	ug/L	1000	06/02/23 09:57	
EPA 6010	Iron, Dissolved	1170	ug/L	100	06/02/23 03:51	
EPA 6010	Manganese, Dissolved	176	ug/L	10.0	06/02/23 03:51	
EPA 6020	Arsenic	4.1	ug/L	1.0	06/01/23 00:27	

REPORT OF LABORATORY ANALYSIS

This report shall not be reproduced, except in full,
 without the written consent of Pace Analytical Services, LLC.



SUMMARY OF DETECTION

Project: Harding Street P1R1
 Pace Project No.: 50345278

Lab Sample ID	Client Sample ID	Result	Units	Report Limit	Analyzed	Qualifiers
Method	Parameters					
50345278002	MW-3D					
EPA 903.1	Radium-226	0.976 ± 0.582 (0.571) C:NA T:97%	pCi/L		06/17/23 16:02	
EPA 904.0	Radium-228	0.599 ± 0.409 (0.788) C:78% T:86%	pCi/L		06/13/23 11:51	
Total Radium Calculation	Total Radium	1.58 ± 0.991 (1.36)	pCi/L		06/19/23 08:07	
SM 2320B	Alkalinity, Total as CaCO3	251	mg/L	10.0	05/21/23 08:53	
SM 2320B	Alkalinity,Bicarbonate (CaCO3)	251	mg/L	10.0	05/21/23 08:53	
SM 2540C	Total Dissolved Solids	481	mg/L	10.0	05/24/23 17:37	
SM 4500-H+B	pH at 25 Degrees C	7.8	Std. Units	0.10	05/31/23 13:05	H3
SM 5310C	Total Organic Carbon	1.3	mg/L	1.0	06/01/23 21:11	
SM 5310C	Dissolved Organic Carbon	1.9	mg/L	1.0	06/01/23 23:24	
50345278003	MW-5S					
EPA 9056	Chloride	325	mg/L	25.0	06/03/23 05:00	
EPA 9056	Fluoride	1.1	mg/L	0.10	06/03/23 04:24	
EPA 9056	Sulfate	511	mg/L	25.0	06/03/23 05:00	
EPA 6010	Barium	48.4	ug/L	10.0	06/02/23 10:00	
EPA 6010	Boron	2050	ug/L	100	06/02/23 10:00	
EPA 6010	Calcium	204000	ug/L	2000	06/02/23 10:55	
EPA 6010	Iron	140	ug/L	100	06/02/23 10:00	
EPA 6010	Lithium	47.9	ug/L	20.0	06/02/23 10:00	
EPA 6010	Magnesium	47000	ug/L	1000	06/02/23 10:00	
EPA 6010	Manganese	1100	ug/L	10.0	06/02/23 10:00	
EPA 6010	Molybdenum	56.6	ug/L	10.0	06/02/23 10:00	
EPA 6010	Potassium	10800	ug/L	1000	06/02/23 10:00	
EPA 6010	Silica	15900	ug/L	450	06/02/23 10:00	N2
EPA 6010	Sodium	278000	ug/L	2000	06/02/23 10:55	
EPA 6010	Iron, Dissolved	110	ug/L	100	06/02/23 03:54	
EPA 6010	Manganese, Dissolved	1060	ug/L	10.0	06/02/23 03:54	
EPA 6010	Molybdenum, Dissolved	56.1	ug/L	10.0	06/02/23 03:54	
EPA 6020	Cobalt	1.1	ug/L	1.0	06/01/23 00:30	
EPA 903.1	Radium-226	0.437 ± 0.473 (0.697) C:NA T:93%	pCi/L		06/17/23 16:18	
EPA 904.0	Radium-228	1.73 ± 0.567 (0.748) C:81% T:83%	pCi/L		06/13/23 15:06	
Total Radium Calculation	Total Radium	2.17 ± 1.04 (1.45)	pCi/L		06/19/23 08:07	
SM 2320B	Alkalinity, Total as CaCO3	334	mg/L	10.0	05/21/23 05:54	
SM 2320B	Alkalinity,Bicarbonate (CaCO3)	334	mg/L	10.0	05/21/23 05:54	

REPORT OF LABORATORY ANALYSIS

This report shall not be reproduced, except in full,
 without the written consent of Pace Analytical Services, LLC.



SUMMARY OF DETECTION

Project: Harding Street P1R1

Pace Project No.: 50345278

Lab Sample ID	Client Sample ID	Result	Units	Report Limit	Analyzed	Qualifiers
Method	Parameters					
50345278003	MW-5S					
SM 2540C	Total Dissolved Solids	1600	mg/L	40.0	05/24/23 17:38	
SM 4500-H+B	pH at 25 Degrees C	7.8	Std. Units	0.10	05/31/23 13:06	H3
EPA 365.1	Phosphate as P04	0.18	mg/L	0.15	05/31/23 11:16	
50345278004	MW-14I					
EPA 9056	Chloride	132	mg/L	25.0	06/03/23 20:08	
EPA 9056	Fluoride	0.39	mg/L	0.10	06/03/23 05:18	
EPA 9056	Sulfate	1370	mg/L	25.0	06/03/23 20:08	
EPA 6010	Barium	33.5	ug/L	10.0	06/02/23 10:02	
EPA 6010	Boron	36400	ug/L	100	06/02/23 10:02	
EPA 6010	Calcium	379000	ug/L	2000	06/02/23 10:57	
EPA 6010	Iron	7280	ug/L	100	06/02/23 10:02	
EPA 6010	Lithium	508	ug/L	20.0	06/02/23 10:02	
EPA 6010	Magnesium	138000	ug/L	1000	06/02/23 10:02	
EPA 6010	Manganese	456	ug/L	10.0	06/02/23 10:02	
EPA 6010	Molybdenum	128	ug/L	10.0	06/02/23 10:02	
EPA 6010	Potassium	35700	ug/L	1000	06/02/23 10:02	
EPA 6010	Silica	14400	ug/L	450	06/02/23 10:02	N2
EPA 6010	Sodium	197000	ug/L	1000	06/02/23 10:02	
EPA 6010	Iron, Dissolved	6670	ug/L	100	06/02/23 03:56	
EPA 6010	Manganese, Dissolved	417	ug/L	10.0	06/02/23 03:56	
EPA 6010	Molybdenum, Dissolved	123	ug/L	10.0	06/02/23 03:56	
EPA 6020	Arsenic	2.0	ug/L	1.0	06/01/23 00:34	
EPA 903.1	Radium-226	0.0900 ± 0.477 (0.874)	pCi/L		06/17/23 16:18	
EPA 904.0	Radium-228	C:NA T:93% 1.00 ± 0.478 (0.821)	pCi/L		06/13/23 15:06	
		C:81% T:80%				
Total Radium Calculation	Total Radium	1.09 ± 0.955 (1.70)	pCi/L		06/19/23 08:07	
SM 2320B	Alkalinity, Total as CaCO3	259	mg/L	10.0	05/23/23 01:21	
SM 2320B	Alkalinity, Bicarbonate (CaCO3)	259	mg/L	10.0	05/23/23 01:21	
SM 2540C	Total Dissolved Solids	2560	mg/L	40.0	05/24/23 17:38	
SM 4500-H+B	pH at 25 Degrees C	7.5	Std. Units	0.10	05/31/23 13:06	H3
HACH 8146	Iron, Ferrous	0.67	mg/L	0.20	05/19/23 15:17	H3, N2
SM 5310C	Total Organic Carbon	1.9	mg/L	1.0	06/01/23 21:52	
SM 5310C	Dissolved Organic Carbon	2.0	mg/L	1.0	06/01/23 23:51	
50345278005	MW-14IL					
EPA 9056	Chloride	113	mg/L	2.5	06/03/23 06:47	
EPA 9056	Fluoride	0.28	mg/L	0.10	06/03/23 06:29	
EPA 9056	Sulfate	66.7	mg/L	2.5	06/03/23 06:47	
EPA 6010	Barium	312	ug/L	10.0	06/02/23 10:04	
EPA 6010	Boron	303	ug/L	100	06/02/23 10:04	
EPA 6010	Calcium	89900	ug/L	1000	06/02/23 10:04	

REPORT OF LABORATORY ANALYSIS

This report shall not be reproduced, except in full,
without the written consent of Pace Analytical Services, LLC.



SUMMARY OF DETECTION

Project: Harding Street P1R1

Pace Project No.: 50345278

Lab Sample ID	Client Sample ID	Result	Units	Report Limit	Analyzed	Qualifiers
Method	Parameters					
50345278005	MW-14IL					
EPA 6010	Iron	2170	ug/L	100	06/02/23 10:04	
EPA 6010	Magnesium	25100	ug/L	1000	06/02/23 10:04	
EPA 6010	Manganese	208	ug/L	10.0	06/02/23 10:04	
EPA 6010	Potassium	3530	ug/L	1000	06/02/23 10:04	
EPA 6010	Silica	13800	ug/L	450	06/02/23 10:04	N2
EPA 6010	Sodium	65200	ug/L	1000	06/02/23 10:04	
EPA 6010	Iron, Dissolved	1900	ug/L	100	06/02/23 03:58	
EPA 6010	Manganese, Dissolved	195	ug/L	10.0	06/02/23 03:58	
EPA 6020	Arsenic	15.4	ug/L	1.0	06/01/23 00:43	
EPA 903.1	Radium-226	1.35 ± 0.748 (0.838)	pCi/L		06/17/23 16:18	
		C:NA T:92%				
EPA 904.0	Radium-228	0.511 ± 0.435 (0.877)	pCi/L		06/13/23 15:06	
		C:77% T:82%				
Total Radium Calculation	Total Radium	1.86 ± 1.18 (1.72)	pCi/L		06/19/23 08:07	
SM 2320B	Alkalinity, Total as CaCO3	263	mg/L	10.0	05/21/23 08:53	
SM 2320B	Alkalinity,Bicarbonate (CaCO3)	248	mg/L	10.0	05/21/23 08:53	
SM 2320B	Alkalinity,Carbonate (CaCO3)	14.8	mg/L	10.0	05/21/23 08:53	
SM 2540C	Total Dissolved Solids	502	mg/L	10.0	05/24/23 17:38	
SM 4500-H+B	pH at 25 Degrees C	7.8	Std. Units	0.10	05/31/23 13:07	H3
EPA 365.1	Phosphate as P04	0.45	mg/L	0.15	05/31/23 11:18	
SM 5310C	Total Organic Carbon	1.9	mg/L	1.0	06/01/23 22:18	
SM 5310C	Dissolved Organic Carbon	2.3	mg/L	1.0	06/02/23 00:03	
50345278006	MW-14D1					
EPA 9056	Chloride	117	mg/L	2.5	06/03/23 07:23	
EPA 9056	Fluoride	0.26	mg/L	0.10	06/03/23 07:05	
EPA 9056	Sulfate	64.4	mg/L	2.5	06/03/23 07:23	
EPA 6010	Barium	363	ug/L	10.0	06/02/23 10:07	
EPA 6010	Boron	255	ug/L	100	06/02/23 10:07	
EPA 6010	Calcium	92400	ug/L	1000	06/02/23 10:07	
EPA 6010	Iron	5190	ug/L	100	06/02/23 10:07	
EPA 6010	Magnesium	25200	ug/L	1000	06/02/23 10:07	
EPA 6010	Manganese	171	ug/L	10.0	06/02/23 10:07	
EPA 6010	Potassium	3620	ug/L	1000	06/02/23 10:07	
EPA 6010	Silica	14900	ug/L	450	06/02/23 10:07	N2
EPA 6010	Sodium	67400	ug/L	1000	06/02/23 10:07	
EPA 6010	Iron, Dissolved	3430	ug/L	100	06/02/23 04:00	
EPA 6010	Manganese, Dissolved	159	ug/L	10.0	06/02/23 04:00	
EPA 6020	Arsenic	23.3	ug/L	1.0	06/01/23 00:47	
EPA 903.1	Radium-226	0.586 ± 0.648 (0.991)	pCi/L		06/17/23 16:18	
		C:NA T:95%				

REPORT OF LABORATORY ANALYSIS

This report shall not be reproduced, except in full,
without the written consent of Pace Analytical Services, LLC.



SUMMARY OF DETECTION

Project: Harding Street P1R1

Pace Project No.: 50345278

Lab Sample ID	Client Sample ID	Result	Units	Report Limit	Analyzed	Qualifiers
Method	Parameters					
50345278006	MW-14D1					
EPA 904.0	Radium-228	0.746 ± 0.468 (0.892) C:79% T:84%	pCi/L		06/13/23 15:06	
Total Radium Calculation	Total Radium	1.33 ± 1.12 (1.88)	pCi/L		06/19/23 08:07	
SM 2320B	Alkalinity, Total as CaCO3	269	mg/L	10.0	05/21/23 08:53	
SM 2320B	Alkalinity,Bicarbonate (CaCO3)	258	mg/L	10.0	05/21/23 08:53	
SM 2320B	Alkalinity,Carbonate (CaCO3)	10.8	mg/L	10.0	05/21/23 08:53	
SM 2540C	Total Dissolved Solids	529	mg/L	10.0	05/24/23 17:39	
SM 4500-H+B	pH at 25 Degrees C	7.8	Std. Units	0.10	05/31/23 13:08	H3
EPA 365.1	Phosphate as P04	0.70	mg/L	0.15	05/31/23 11:18	
SM 5310C	Total Organic Carbon	1.9	mg/L	1.0	06/01/23 22:38	
SM 5310C	Dissolved Organic Carbon	2.2	mg/L	1.0	06/02/23 00:15	
50345278007	MW-14D					
EPA 9056	Chloride	519	mg/L	25.0	06/02/23 17:24	
EPA 9056	Fluoride	0.24	mg/L	0.10	06/02/23 16:49	
EPA 9056	Sulfate	3330	mg/L	25.0	06/02/23 17:24	
EPA 6010	Aluminum	200	ug/L	200	06/02/23 10:09	
EPA 6010	Barium	58.8	ug/L	10.0	06/02/23 10:09	
EPA 6010	Boron	59300	ug/L	100	06/02/23 10:09	
EPA 6010	Calcium	499000	ug/L	5000	06/02/23 11:00	
EPA 6010	Iron	3030	ug/L	100	06/02/23 10:09	
EPA 6010	Lithium	960	ug/L	20.0	06/02/23 10:09	
EPA 6010	Magnesium	224000	ug/L	1000	06/02/23 10:09	
EPA 6010	Manganese	406	ug/L	10.0	06/02/23 10:09	
EPA 6010	Molybdenum	216	ug/L	10.0	06/02/23 10:09	
EPA 6010	Potassium	70100	ug/L	1000	06/02/23 10:09	
EPA 6010	Silica	12200	ug/L	450	06/02/23 10:09	N2
EPA 6010	Sodium	500000	ug/L	5000	06/02/23 11:00	
EPA 6010	Iron, Dissolved	2600	ug/L	100	06/02/23 04:03	
EPA 6010	Manganese, Dissolved	378	ug/L	10.0	06/02/23 04:03	
EPA 6010	Molybdenum, Dissolved	217	ug/L	10.0	06/02/23 04:03	
EPA 6020	Arsenic	123	ug/L	1.0	06/01/23 00:50	
EPA 903.1	Radium-226	0.342 ± 0.371 (0.546) C:NA T:101%	pCi/L		06/17/23 16:18	
EPA 904.0	Radium-228	1.26 ± 0.512 (0.819) C:82% T:85%	pCi/L		06/13/23 15:06	
Total Radium Calculation	Total Radium	1.60 ± 0.883 (1.37)	pCi/L		06/19/23 08:07	
SM 2320B	Alkalinity, Total as CaCO3	221	mg/L	10.0	05/21/23 08:53	
SM 2320B	Alkalinity,Bicarbonate (CaCO3)	221	mg/L	10.0	05/21/23 08:53	

REPORT OF LABORATORY ANALYSIS

This report shall not be reproduced, except in full,
without the written consent of Pace Analytical Services, LLC.



SUMMARY OF DETECTION

Project: Harding Street P1R1
 Pace Project No.: 50345278

Lab Sample ID Method	Client Sample ID Parameters	Result	Units	Report Limit	Analyzed	Qualifiers
50345278007	MW-14D					
SM 2540C	Total Dissolved Solids	4600	mg/L	40.0	05/24/23 17:39	
SM 4500-H+B	pH at 25 Degrees C	7.6	Std. Units	0.10	05/31/23 13:10	H3
EPA 365.1	Phosphate as P04	0.78	mg/L	0.15	05/31/23 11:19	
50345278008	MW-15S					
EPA 9056	Chloride	30.9	mg/L	2.5	06/02/23 17:59	
EPA 9056	Fluoride	0.11	mg/L	0.10	06/02/23 17:42	
EPA 9056	Sulfate	45.9	mg/L	2.5	06/02/23 17:59	
EPA 6010	Barium	48.6	ug/L	10.0	06/02/23 10:11	
EPA 6010	Boron	260	ug/L	100	06/02/23 10:11	
EPA 6010	Calcium	101000	ug/L	1000	06/02/23 10:11	
EPA 6010	Magnesium	27800	ug/L	1000	06/02/23 10:11	
EPA 6010	Potassium	1630	ug/L	1000	06/02/23 10:11	
EPA 6010	Silica	11700	ug/L	450	06/02/23 10:11	N2
EPA 6010	Sodium	24400	ug/L	1000	06/02/23 10:11	
EPA 6020	Selenium	1.3	ug/L	1.0	06/01/23 00:53	
EPA 903.1	Radium-226	0.144 ± 0.340 (0.611) C:NA T:95%	pCi/L		06/17/23 16:18	
EPA 904.0	Radium-228	0.296 ± 0.391 (0.834) C:81% T:85%	pCi/L		06/13/23 15:06	
Total Radium Calculation	Total Radium	0.440 ± 0.731 (1.45)	pCi/L		06/19/23 08:07	
SM 2320B	Alkalinity, Total as CaCO3	278	mg/L	10.0	05/20/23 03:27	
SM 2320B	Alkalinity,Bicarbonate (CaCO3)	278	mg/L	10.0	05/20/23 03:27	
SM 2540C	Total Dissolved Solids	425	mg/L	10.0	05/24/23 17:39	
SM 4500-H+B	pH at 25 Degrees C	7.7	Std. Units	0.10	05/31/23 13:11	H3
EPA 353.2	Nitrogen, Nitrate	14.0	mg/L	0.50	05/19/23 13:29	
SM 5310C	Dissolved Organic Carbon	1.3	mg/L	1.0	06/02/23 00:41	
50345278009	MW-15I					
EPA 9056	Chloride	18.5	mg/L	2.5	06/02/23 18:34	
EPA 9056	Fluoride	0.11	mg/L	0.10	06/02/23 18:17	
EPA 9056	Sulfate	52.9	mg/L	2.5	06/02/23 18:34	
EPA 6010	Barium	65.2	ug/L	10.0	06/02/23 10:19	
EPA 6010	Boron	148	ug/L	100	06/02/23 10:19	
EPA 6010	Calcium	107000	ug/L	1000	06/02/23 10:19	
EPA 6010	Magnesium	30300	ug/L	1000	06/02/23 10:19	
EPA 6010	Manganese	11.7	ug/L	10.0	06/02/23 10:19	
EPA 6010	Potassium	1340	ug/L	1000	06/02/23 10:19	
EPA 6010	Silica	13200	ug/L	450	06/02/23 10:19	N2
EPA 6010	Sodium	10100	ug/L	1000	06/02/23 10:19	
EPA 6010	Manganese, Dissolved	10.4	ug/L	10.0	06/02/23 04:12	

REPORT OF LABORATORY ANALYSIS

This report shall not be reproduced, except in full,
 without the written consent of Pace Analytical Services, LLC.



SUMMARY OF DETECTION

Project: Harding Street P1R1

Pace Project No.: 50345278

Lab Sample ID	Client Sample ID	Result	Units	Report Limit	Analyzed	Qualifiers
Method	Parameters					
50345278009	MW-15I					
EPA 903.1	Radium-226	0.398 ± 0.406 (0.560) C:NA T:88%	pCi/L		06/17/23 16:18	
EPA 904.0	Radium-228	0.647 ± 0.445 (0.860) C:79% T:81%	pCi/L		06/13/23 15:06	
Total Radium Calculation	Total Radium	1.05 ± 0.851 (1.42)	pCi/L		06/19/23 08:07	
SM 2320B	Alkalinity, Total as CaCO3	326	mg/L	10.0	05/21/23 05:54	
SM 2320B	Alkalinity,Bicarbonate (CaCO3)	326	mg/L	10.0	05/21/23 05:54	
SM 2540C	Total Dissolved Solids	428	mg/L	10.0	05/24/23 17:39	
SM 4500-H+B	pH at 25 Degrees C	7.5	Std. Units	0.10	05/31/23 13:12	H3
EPA 353.2	Nitrogen, Nitrate	2.6	mg/L	0.10	05/19/23 12:48	
50345278010	MW-15D					
EPA 9056	Chloride	26.5	mg/L	2.5	06/02/23 20:04	
EPA 9056	Fluoride	0.10	mg/L	0.10	06/02/23 19:46	
EPA 9056	Sulfate	65.5	mg/L	2.5	06/02/23 20:04	
EPA 6010	Barium	75.0	ug/L	10.0	06/02/23 10:21	
EPA 6010	Boron	190	ug/L	100	06/02/23 10:21	
EPA 6010	Calcium	102000	ug/L	1000	06/02/23 10:21	
EPA 6010	Iron	1380	ug/L	100	06/02/23 10:21	
EPA 6010	Magnesium	32000	ug/L	1000	06/02/23 10:21	
EPA 6010	Manganese	120	ug/L	10.0	06/02/23 10:21	
EPA 6010	Potassium	2060	ug/L	1000	06/02/23 10:21	
EPA 6010	Silica	12800	ug/L	450	06/02/23 10:21	N2
EPA 6010	Sodium	20900	ug/L	1000	06/02/23 10:21	
EPA 6010	Iron, Dissolved	1100	ug/L	100	06/02/23 04:14	
EPA 6010	Manganese, Dissolved	113	ug/L	10.0	06/02/23 04:14	
EPA 6020	Arsenic	1.5	ug/L	1.0	06/01/23 01:06	
EPA 903.1	Radium-226	0.610 ± 0.459 (0.599) C:NA T:88%	pCi/L		06/17/23 16:18	
EPA 904.0	Radium-228	0.856 ± 0.508 (0.953) C:73% T:86%	pCi/L		06/13/23 15:06	
Total Radium Calculation	Total Radium	1.47 ± 0.967 (1.55)	pCi/L		06/19/23 08:07	
SM 2320B	Alkalinity, Total as CaCO3	335	mg/L	10.0	05/20/23 03:27	
SM 2320B	Alkalinity,Bicarbonate (CaCO3)	335	mg/L	10.0	05/20/23 03:27	
SM 2540C	Total Dissolved Solids	1400	mg/L	333	05/24/23 17:39	
SM 4500-H+B	pH at 25 Degrees C	7.5	Std. Units	0.10	05/31/23 13:13	H3
SM 5310C	Dissolved Organic Carbon	1.2	mg/L	1.0	06/02/23 01:01	

REPORT OF LABORATORY ANALYSIS

This report shall not be reproduced, except in full,
without the written consent of Pace Analytical Services, LLC.



SUMMARY OF DETECTION

Project: Harding Street P1R1

Pace Project No.: 50345278

Lab Sample ID Method	Client Sample ID Parameters	Result	Units	Report Limit	Analyzed	Qualifiers
50345278011	MW-15D MS					
EPA 903.1	Radium-226	119.75 %REC ± NA (NA) C:NA T:NA	pCi/L		06/17/23 16:32	
EPA 904.0	Radium-228	73.96 %REC ± NA (NA) C:NA T:NA	pCi/L		06/13/23 15:06	
50345278012	MW-15D MSD					
EPA 903.1	Radium-226	99.20 %REC 18.77RPD ± NA (NA) C:NA T:NA	pCi/L		06/17/23 16:32	
EPA 904.0	Radium-228	78.55 %REC 6.03RPD ± NA (NA) C:NA T:NA	pCi/L		06/13/23 15:07	

REPORT OF LABORATORY ANALYSIS

This report shall not be reproduced, except in full,
without the written consent of Pace Analytical Services, LLC.



ANALYTICAL RESULTS

Project: Harding Street P1R1
 Pace Project No.: 50345278

Sample: MW-3S **Lab ID: 50345278001** Collected: 05/18/23 10:03 Received: 05/18/23 15:00 Matrix: Water

Parameters	Results	Units	Report Limit	MDL	DF	Prepared	Analyzed	CAS No.	Qual
9056 IC Anions									
Analytical Method: EPA 9056									
Pace Analytical Services - Indianapolis									
Chloride	135	mg/L	25.0	6.7	100		06/03/23 19:14	16887-00-6	
Fluoride	0.17	mg/L	0.10	0.017	1		06/03/23 03:13	16984-48-8	
Sulfate	92.2	mg/L	2.5	0.85	10		06/03/23 03:30	14808-79-8	
6010 MET ICP									
Analytical Method: EPA 6010 Preparation Method: EPA 3010									
Pace Analytical Services - Indianapolis									
Aluminum	ND	ug/L	200	55.4	1	05/31/23 16:10	06/02/23 09:55	7429-90-5	
Barium	58.7	ug/L	10.0	2.1	1	05/31/23 16:10	06/02/23 09:55	7440-39-3	
Boron	369	ug/L	100	37.6	1	05/31/23 16:10	06/02/23 09:55	7440-42-8	
Cadmium	ND	ug/L	2.0	0.66	1	05/31/23 16:10	06/02/23 09:55	7440-43-9	
Calcium	124000	ug/L	1000	163	1	05/31/23 16:10	06/02/23 09:55	7440-70-2	
Iron	144	ug/L	100	48.8	1	05/31/23 16:10	06/02/23 09:55	7439-89-6	
Lead	ND	ug/L	10.0	2.6	1	05/31/23 16:10	06/02/23 09:55	7439-92-1	
Lithium	ND	ug/L	20.0	6.2	1	05/31/23 16:10	06/02/23 09:55	7439-93-2	
Magnesium	30700	ug/L	1000	71.8	1	05/31/23 16:10	06/02/23 09:55	7439-95-4	
Manganese	69.9	ug/L	10.0	2.5	1	05/31/23 16:10	06/02/23 09:55	7439-96-5	
Molybdenum	27.3	ug/L	10.0	3.7	1	05/31/23 16:10	06/02/23 09:55	7439-98-7	
Potassium	2130	ug/L	1000	281	1	05/31/23 16:10	06/02/23 09:55	7440-09-7	
Silica	9380	ug/L	450		1	05/31/23 16:10	06/02/23 09:55	7631-86-9	N2
Sodium	70400	ug/L	1000	214	1	05/31/23 16:10	06/02/23 09:55	7440-23-5	
6010 MET ICP, Dissolved									
Analytical Method: EPA 6010 Preparation Method: EPA 3010									
Pace Analytical Services - Indianapolis									
Iron, Dissolved	ND	ug/L	100	48.8	1	06/01/23 09:00	06/02/23 03:49	7439-89-6	
Manganese, Dissolved	ND	ug/L	10.0	2.5	1	06/01/23 09:00	06/02/23 03:49	7439-96-5	
Molybdenum, Dissolved	26.7	ug/L	10.0	3.7	1	06/01/23 09:00	06/02/23 03:49	7439-98-7	
6020 MET ICPMS									
Analytical Method: EPA 6020 Preparation Method: EPA 200.2									
Pace Analytical Services - Indianapolis									
Antimony	4.7	ug/L	1.0	0.036	1	05/30/23 07:20	06/01/23 00:24	7440-36-0	
Arsenic	ND	ug/L	1.0	0.053	1	05/30/23 07:20	06/01/23 00:24	7440-38-2	
Beryllium	ND	ug/L	0.20	0.028	1	05/30/23 07:20	06/01/23 00:24	7440-41-7	
Chromium	ND	ug/L	10.0	0.13	1	05/30/23 07:20	06/01/23 00:24	7440-47-3	
Cobalt	ND	ug/L	1.0	0.032	1	05/30/23 07:20	06/01/23 00:24	7440-48-4	
Selenium	8.6	ug/L	1.0	0.23	1	05/30/23 07:20	06/01/23 00:24	7782-49-2	
Thallium	ND	ug/L	1.0	0.033	1	05/30/23 07:20	06/01/23 00:24	7440-28-0	
7470 Mercury									
Analytical Method: EPA 7470 Preparation Method: EPA 7470									
Pace Analytical Services - Indianapolis									
Mercury	ND	ug/L	0.20	0.12	1	05/30/23 17:25	05/31/23 10:16	7439-97-6	
2320B Alkalinity									
Analytical Method: SM 2320B									
Pace Analytical Services - Indianapolis									
Alkalinity, Total as CaCO3	272	mg/L	10.0	10.0	1		05/21/23 05:54		

REPORT OF LABORATORY ANALYSIS

This report shall not be reproduced, except in full,
 without the written consent of Pace Analytical Services, LLC.



ANALYTICAL RESULTS

Project: Harding Street P1R1
Pace Project No.: 50345278

Sample: MW-3S		Lab ID: 50345278001		Collected: 05/18/23 10:03	Received: 05/18/23 15:00	Matrix: Water			
Parameters	Results	Units	Report Limit	MDL	DF	Prepared	Analyzed	CAS No.	Qual
2320B Alkalinity		Analytical Method: SM 2320B Pace Analytical Services - Indianapolis							
Alkalinity,Bicarbonate (CaCO3)	272	mg/L	10.0	10.0	1		05/21/23 05:54		
Alkalinity,Carbonate (CaCO3)	ND	mg/L	10.0	10.0	1		05/21/23 05:54		
2540C Total Dissolved Solids		Analytical Method: SM 2540C Pace Analytical Services - Indianapolis							
Total Dissolved Solids	630	mg/L	20.0	20.0	1		05/24/23 15:05		
4500H+ pH, Electrometric		Analytical Method: SM 4500-H+B Pace Analytical Services - Indianapolis							
pH at 25 Degrees C	7.8	Std. Units	0.10	0.10	1		05/31/23 13:04		H3
4500S2D Sulfide Water		Analytical Method: SM 4500-S2-D Pace Analytical Services - Indianapolis							
Sulfide	ND	mg/L	0.10	0.025	1		05/22/23 11:04	18496-25-8	
Iron, Ferrous		Analytical Method: HACH 8146 Pace Analytical Services - Indianapolis							
Iron, Ferrous	ND	mg/L	0.20	0.035	1		05/19/23 15:17	15438-31-0	H3,N2
353.2 Nitrogen, NO2/NO3 unpres		Analytical Method: EPA 353.2 Pace Analytical Services - Indianapolis							
Nitrogen, Nitrate	0.60	mg/L	0.10	0.011	1		05/19/23 12:33	14797-55-8	
Nitrogen, Nitrite	ND	mg/L	0.10	0.0040	1		05/19/23 12:33	14797-65-0	
365.1 Total Phosphorus		Analytical Method: EPA 365.1 Preparation Method: EPA 365.1 Pace Analytical Services - Indianapolis							
Phosphate as P04	ND	mg/L	0.15	0.15	1	05/27/23 11:00	05/31/23 11:14		
5310C TOC		Analytical Method: SM 5310C Pace Analytical Services - Indianapolis							
Total Organic Carbon	ND	mg/L	1.0	0.24	1		06/01/23 20:52	7440-44-0	
5310C Dissolved Organic Carbon		Analytical Method: SM 5310C Pace Analytical Services - Indianapolis							
Dissolved Organic Carbon	ND	mg/L	4.0	0.94	4		06/02/23 13:16		D3

REPORT OF LABORATORY ANALYSIS

This report shall not be reproduced, except in full,
without the written consent of Pace Analytical Services, LLC.



ANALYTICAL RESULTS

Project: Harding Street P1R1
 Pace Project No.: 50345278

Sample: MW-3D **Lab ID: 50345278002** Collected: 05/18/23 11:29 Received: 05/18/23 15:00 Matrix: Water

Parameters	Results	Units	Report Limit	MDL	DF	Prepared	Analyzed	CAS No.	Qual
9056 IC Anions									
Analytical Method: EPA 9056 Pace Analytical Services - Indianapolis									
Chloride	115	mg/L	2.5	0.67	10		06/03/23 04:06	16887-00-6	
Fluoride	0.23	mg/L	0.10	0.017	1		06/03/23 03:48	16984-48-8	
Sulfate	51.7	mg/L	2.5	0.85	10		06/03/23 04:06	14808-79-8	
6010 MET ICP									
Analytical Method: EPA 6010 Preparation Method: EPA 3010 Pace Analytical Services - Indianapolis									
Aluminum	ND	ug/L	200	55.4	1	05/31/23 16:10	06/02/23 09:57	7429-90-5	
Barium	93.8	ug/L	10.0	2.1	1	05/31/23 16:10	06/02/23 09:57	7440-39-3	
Boron	267	ug/L	100	37.6	1	05/31/23 16:10	06/02/23 09:57	7440-42-8	
Cadmium	ND	ug/L	2.0	0.66	1	05/31/23 16:10	06/02/23 09:57	7440-43-9	
Calcium	80200	ug/L	1000	163	1	05/31/23 16:10	06/02/23 09:57	7440-70-2	
Iron	1540	ug/L	100	48.8	1	05/31/23 16:10	06/02/23 09:57	7439-89-6	
Lead	ND	ug/L	10.0	2.6	1	05/31/23 16:10	06/02/23 09:57	7439-92-1	
Lithium	ND	ug/L	20.0	6.2	1	05/31/23 16:10	06/02/23 09:57	7439-93-2	
Magnesium	20500	ug/L	1000	71.8	1	05/31/23 16:10	06/02/23 09:57	7439-95-4	
Manganese	186	ug/L	10.0	2.5	1	05/31/23 16:10	06/02/23 09:57	7439-96-5	
Molybdenum	ND	ug/L	10.0	3.7	1	05/31/23 16:10	06/02/23 09:57	7439-98-7	
Potassium	3130	ug/L	1000	281	1	05/31/23 16:10	06/02/23 09:57	7440-09-7	
Silica	10500	ug/L	450		1	05/31/23 16:10	06/02/23 09:57	7631-86-9	N2
Sodium	73900	ug/L	1000	214	1	05/31/23 16:10	06/02/23 09:57	7440-23-5	
6010 MET ICP, Dissolved									
Analytical Method: EPA 6010 Preparation Method: EPA 3010 Pace Analytical Services - Indianapolis									
Iron, Dissolved	1170	ug/L	100	48.8	1	06/01/23 09:00	06/02/23 03:51	7439-89-6	
Manganese, Dissolved	176	ug/L	10.0	2.5	1	06/01/23 09:00	06/02/23 03:51	7439-96-5	
Molybdenum, Dissolved	ND	ug/L	10.0	3.7	1	06/01/23 09:00	06/02/23 03:51	7439-98-7	
6020 MET ICPMS									
Analytical Method: EPA 6020 Preparation Method: EPA 200.2 Pace Analytical Services - Indianapolis									
Antimony	ND	ug/L	1.0	0.036	1	05/30/23 07:20	06/01/23 00:27	7440-36-0	
Arsenic	4.1	ug/L	1.0	0.053	1	05/30/23 07:20	06/01/23 00:27	7440-38-2	
Beryllium	ND	ug/L	0.20	0.028	1	05/30/23 07:20	06/01/23 00:27	7440-41-7	
Chromium	ND	ug/L	10.0	0.13	1	05/30/23 07:20	06/01/23 00:27	7440-47-3	
Cobalt	ND	ug/L	1.0	0.032	1	05/30/23 07:20	06/01/23 00:27	7440-48-4	
Selenium	ND	ug/L	1.0	0.23	1	05/30/23 07:20	06/01/23 00:27	7782-49-2	
Thallium	ND	ug/L	1.0	0.033	1	05/30/23 07:20	06/01/23 00:27	7440-28-0	
7470 Mercury									
Analytical Method: EPA 7470 Preparation Method: EPA 7470 Pace Analytical Services - Indianapolis									
Mercury	ND	ug/L	0.20	0.12	1	05/30/23 17:25	05/31/23 10:18	7439-97-6	
2320B Alkalinity									
Analytical Method: SM 2320B Pace Analytical Services - Indianapolis									
Alkalinity, Total as CaCO3	251	mg/L	10.0	10.0	1		05/21/23 08:53		

REPORT OF LABORATORY ANALYSIS

This report shall not be reproduced, except in full,
 without the written consent of Pace Analytical Services, LLC.



ANALYTICAL RESULTS

Project: Harding Street P1R1
 Pace Project No.: 50345278

Sample: MW-3D Lab ID: 50345278002 Collected: 05/18/23 11:29 Received: 05/18/23 15:00 Matrix: Water									
Parameters	Results	Units	Report Limit	MDL	DF	Prepared	Analyzed	CAS No.	Qual
2320B Alkalinity									
Analytical Method: SM 2320B Pace Analytical Services - Indianapolis									
Alkalinity,Bicarbonate (CaCO3)	251	mg/L	10.0	10.0	1		05/21/23 08:53		
Alkalinity,Carbonate (CaCO3)	ND	mg/L	10.0	10.0	1		05/21/23 08:53		
2540C Total Dissolved Solids									
Analytical Method: SM 2540C Pace Analytical Services - Indianapolis									
Total Dissolved Solids	481	mg/L	10.0	10.0	1		05/24/23 17:37		
4500H+ pH, Electrometric									
Analytical Method: SM 4500-H+B Pace Analytical Services - Indianapolis									
pH at 25 Degrees C	7.8	Std. Units	0.10	0.10	1		05/31/23 13:05		H3
4500S2D Sulfide Water									
Analytical Method: SM 4500-S2-D Pace Analytical Services - Indianapolis									
Sulfide	ND	mg/L	0.10	0.025	1		05/22/23 11:04	18496-25-8	
Iron, Ferrous									
Analytical Method: HACH 8146 Pace Analytical Services - Indianapolis									
Iron, Ferrous	ND	mg/L	0.20	0.035	1		05/19/23 15:17	15438-31-0	H3,N2
353.2 Nitrogen, NO2/NO3 unpres									
Analytical Method: EPA 353.2 Pace Analytical Services - Indianapolis									
Nitrogen, Nitrate	ND	mg/L	0.10	0.011	1		05/19/23 12:50	14797-55-8	
Nitrogen, Nitrite	ND	mg/L	0.10	0.0040	1		05/19/23 12:50	14797-65-0	
365.1 Total Phosphorus									
Analytical Method: EPA 365.1 Preparation Method: EPA 365.1 Pace Analytical Services - Indianapolis									
Phosphate as P04	ND	mg/L	0.15	0.15	1	05/27/23 11:00	05/31/23 11:14		
5310C TOC									
Analytical Method: SM 5310C Pace Analytical Services - Indianapolis									
Total Organic Carbon	1.3	mg/L	1.0	0.24	1		06/01/23 21:11	7440-44-0	
5310C Dissolved Organic Carbon									
Analytical Method: SM 5310C Pace Analytical Services - Indianapolis									
Dissolved Organic Carbon	1.9	mg/L	1.0	0.24	1		06/01/23 23:24		

REPORT OF LABORATORY ANALYSIS

This report shall not be reproduced, except in full,
 without the written consent of Pace Analytical Services, LLC.



ANALYTICAL RESULTS

Project: Harding Street P1R1
 Pace Project No.: 50345278

Sample: MW-5S **Lab ID: 50345278003** Collected: 05/18/23 13:03 Received: 05/18/23 15:00 Matrix: Water

Parameters	Results	Units	Report			Prepared	Analyzed	CAS No.	Qual
			Limit	MDL	DF				
9056 IC Anions									
Analytical Method: EPA 9056									
Pace Analytical Services - Indianapolis									
Chloride	325	mg/L	25.0	6.7	100		06/03/23 05:00	16887-00-6	
Fluoride	1.1	mg/L	0.10	0.017	1		06/03/23 04:24	16984-48-8	
Sulfate	511	mg/L	25.0	8.5	100		06/03/23 05:00	14808-79-8	
6010 MET ICP									
Analytical Method: EPA 6010 Preparation Method: EPA 3010									
Pace Analytical Services - Indianapolis									
Aluminum	ND	ug/L	200	55.4	1	05/31/23 16:10	06/02/23 10:00	7429-90-5	
Barium	48.4	ug/L	10.0	2.1	1	05/31/23 16:10	06/02/23 10:00	7440-39-3	
Boron	2050	ug/L	100	37.6	1	05/31/23 16:10	06/02/23 10:00	7440-42-8	
Cadmium	ND	ug/L	2.0	0.66	1	05/31/23 16:10	06/02/23 10:00	7440-43-9	
Calcium	204000	ug/L	2000	326	2	05/31/23 16:10	06/02/23 10:55	7440-70-2	
Iron	140	ug/L	100	48.8	1	05/31/23 16:10	06/02/23 10:00	7439-89-6	
Lead	ND	ug/L	10.0	2.6	1	05/31/23 16:10	06/02/23 10:00	7439-92-1	
Lithium	47.9	ug/L	20.0	6.2	1	05/31/23 16:10	06/02/23 10:00	7439-93-2	
Magnesium	47000	ug/L	1000	71.8	1	05/31/23 16:10	06/02/23 10:00	7439-95-4	
Manganese	1100	ug/L	10.0	2.5	1	05/31/23 16:10	06/02/23 10:00	7439-96-5	
Molybdenum	56.6	ug/L	10.0	3.7	1	05/31/23 16:10	06/02/23 10:00	7439-98-7	
Potassium	10800	ug/L	1000	281	1	05/31/23 16:10	06/02/23 10:00	7440-09-7	
Silica	15900	ug/L	450		1	05/31/23 16:10	06/02/23 10:00	7631-86-9	N2
Sodium	278000	ug/L	2000	428	2	05/31/23 16:10	06/02/23 10:55	7440-23-5	
6010 MET ICP, Dissolved									
Analytical Method: EPA 6010 Preparation Method: EPA 3010									
Pace Analytical Services - Indianapolis									
Iron, Dissolved	110	ug/L	100	48.8	1	06/01/23 09:00	06/02/23 03:54	7439-89-6	
Manganese, Dissolved	1060	ug/L	10.0	2.5	1	06/01/23 09:00	06/02/23 03:54	7439-96-5	
Molybdenum, Dissolved	56.1	ug/L	10.0	3.7	1	06/01/23 09:00	06/02/23 03:54	7439-98-7	
6020 MET ICPMS									
Analytical Method: EPA 6020 Preparation Method: EPA 200.2									
Pace Analytical Services - Indianapolis									
Antimony	ND	ug/L	1.0	0.036	1	05/30/23 07:20	06/01/23 00:30	7440-36-0	
Arsenic	ND	ug/L	1.0	0.053	1	05/30/23 07:20	06/01/23 00:30	7440-38-2	
Beryllium	ND	ug/L	0.20	0.028	1	05/30/23 07:20	06/01/23 00:30	7440-41-7	
Chromium	ND	ug/L	10.0	0.13	1	05/30/23 07:20	06/01/23 00:30	7440-47-3	
Cobalt	1.1	ug/L	1.0	0.032	1	05/30/23 07:20	06/01/23 00:30	7440-48-4	
Selenium	ND	ug/L	1.0	0.23	1	05/30/23 07:20	06/01/23 00:30	7782-49-2	
Thallium	ND	ug/L	1.0	0.033	1	05/30/23 07:20	06/01/23 00:30	7440-28-0	
7470 Mercury									
Analytical Method: EPA 7470 Preparation Method: EPA 7470									
Pace Analytical Services - Indianapolis									
Mercury	ND	ug/L	0.20	0.12	1	05/30/23 17:25	05/31/23 10:21	7439-97-6	
2320B Alkalinity									
Analytical Method: SM 2320B									
Pace Analytical Services - Indianapolis									
Alkalinity, Total as CaCO3	334	mg/L	10.0	10.0	1		05/21/23 05:54		

REPORT OF LABORATORY ANALYSIS

This report shall not be reproduced, except in full,
 without the written consent of Pace Analytical Services, LLC.



ANALYTICAL RESULTS

Project: Harding Street P1R1
 Pace Project No.: 50345278

Sample: MW-5S		Lab ID: 50345278003		Collected: 05/18/23 13:03	Received: 05/18/23 15:00	Matrix: Water			
Parameters	Results	Units	Report Limit	MDL	DF	Prepared	Analyzed	CAS No.	Qual
2320B Alkalinity		Analytical Method: SM 2320B Pace Analytical Services - Indianapolis							
Alkalinity,Bicarbonate (CaCO3)	334	mg/L	10.0	10.0	1		05/21/23 05:54		
Alkalinity,Carbonate (CaCO3)	ND	mg/L	10.0	10.0	1		05/21/23 05:54		
2540C Total Dissolved Solids		Analytical Method: SM 2540C Pace Analytical Services - Indianapolis							
Total Dissolved Solids	1600	mg/L	40.0	40.0	1		05/24/23 17:38		
4500H+ pH, Electrometric		Analytical Method: SM 4500-H+B Pace Analytical Services - Indianapolis							
pH at 25 Degrees C	7.8	Std. Units	0.10	0.10	1		05/31/23 13:06		H3
4500S2D Sulfide Water		Analytical Method: SM 4500-S2-D Pace Analytical Services - Indianapolis							
Sulfide	ND	mg/L	0.10	0.025	1		05/22/23 11:04	18496-25-8	
Iron, Ferrous		Analytical Method: HACH 8146 Pace Analytical Services - Indianapolis							
Iron, Ferrous	ND	mg/L	0.20	0.035	1		05/19/23 15:19	15438-31-0	H3,N2
353.2 Nitrogen, NO2/NO3 unpres		Analytical Method: EPA 353.2 Pace Analytical Services - Indianapolis							
Nitrogen, Nitrate	ND	mg/L	0.10	0.011	1		05/19/23 13:07	14797-55-8	
Nitrogen, Nitrite	ND	mg/L	0.10	0.0040	1		05/19/23 13:07	14797-65-0	
365.1 Total Phosphorus		Analytical Method: EPA 365.1 Preparation Method: EPA 365.1 Pace Analytical Services - Indianapolis							
Phosphate as P04	0.18	mg/L	0.15	0.15	1	05/27/23 11:00	05/31/23 11:16		
5310C TOC		Analytical Method: SM 5310C Pace Analytical Services - Indianapolis							
Total Organic Carbon	ND	mg/L	4.0	0.94	4		06/02/23 14:50	7440-44-0	D3
5310C Dissolved Organic Carbon		Analytical Method: SM 5310C Pace Analytical Services - Indianapolis							
Dissolved Organic Carbon	ND	mg/L	4.0	0.94	4		06/02/23 13:27		D3

REPORT OF LABORATORY ANALYSIS

This report shall not be reproduced, except in full,
 without the written consent of Pace Analytical Services, LLC.



ANALYTICAL RESULTS

Project: Harding Street P1R1

Pace Project No.: 50345278

Sample: MW-14 Lab ID: 50345278004 Collected: 05/18/23 10:00 Received: 05/18/23 15:00 Matrix: Water

Parameters	Results	Units	Report			Prepared	Analyzed	CAS No.	Qual
			Limit	MDL	DF				
9056 IC Anions									
Analytical Method: EPA 9056									
Pace Analytical Services - Indianapolis									
Chloride	132	mg/L	25.0	6.7	100		06/03/23 20:08	16887-00-6	
Fluoride	0.39	mg/L	0.10	0.017	1		06/03/23 05:18	16984-48-8	
Sulfate	1370	mg/L	25.0	8.5	100		06/03/23 20:08	14808-79-8	
6010 MET ICP									
Analytical Method: EPA 6010 Preparation Method: EPA 3010									
Pace Analytical Services - Indianapolis									
Aluminum	ND	ug/L	200	55.4	1	05/31/23 16:10	06/02/23 10:02	7429-90-5	
Barium	33.5	ug/L	10.0	2.1	1	05/31/23 16:10	06/02/23 10:02	7440-39-3	
Boron	36400	ug/L	100	37.6	1	05/31/23 16:10	06/02/23 10:02	7440-42-8	
Cadmium	ND	ug/L	2.0	0.66	1	05/31/23 16:10	06/02/23 10:02	7440-43-9	
Calcium	379000	ug/L	2000	326	2	05/31/23 16:10	06/02/23 10:57	7440-70-2	
Iron	7280	ug/L	100	48.8	1	05/31/23 16:10	06/02/23 10:02	7439-89-6	
Lead	ND	ug/L	10.0	2.6	1	05/31/23 16:10	06/02/23 10:02	7439-92-1	
Lithium	508	ug/L	20.0	6.2	1	05/31/23 16:10	06/02/23 10:02	7439-93-2	
Magnesium	138000	ug/L	1000	71.8	1	05/31/23 16:10	06/02/23 10:02	7439-95-4	
Manganese	456	ug/L	10.0	2.5	1	05/31/23 16:10	06/02/23 10:02	7439-96-5	
Molybdenum	128	ug/L	10.0	3.7	1	05/31/23 16:10	06/02/23 10:02	7439-98-7	
Potassium	35700	ug/L	1000	281	1	05/31/23 16:10	06/02/23 10:02	7440-09-7	
Silica	14400	ug/L	450		1	05/31/23 16:10	06/02/23 10:02	7631-86-9	N2
Sodium	197000	ug/L	1000	214	1	05/31/23 16:10	06/02/23 10:02	7440-23-5	
6010 MET ICP, Dissolved									
Analytical Method: EPA 6010 Preparation Method: EPA 3010									
Pace Analytical Services - Indianapolis									
Iron, Dissolved	6670	ug/L	100	48.8	1	06/01/23 09:00	06/02/23 03:56	7439-89-6	
Manganese, Dissolved	417	ug/L	10.0	2.5	1	06/01/23 09:00	06/02/23 03:56	7439-96-5	
Molybdenum, Dissolved	123	ug/L	10.0	3.7	1	06/01/23 09:00	06/02/23 03:56	7439-98-7	
6020 MET ICPMS									
Analytical Method: EPA 6020 Preparation Method: EPA 200.2									
Pace Analytical Services - Indianapolis									
Antimony	ND	ug/L	1.0	0.036	1	05/30/23 07:20	06/01/23 00:34	7440-36-0	
Arsenic	2.0	ug/L	1.0	0.053	1	05/30/23 07:20	06/01/23 00:34	7440-38-2	
Beryllium	ND	ug/L	0.20	0.028	1	05/30/23 07:20	06/01/23 00:34	7440-41-7	
Chromium	ND	ug/L	10.0	0.13	1	05/30/23 07:20	06/01/23 00:34	7440-47-3	
Cobalt	ND	ug/L	1.0	0.032	1	05/30/23 07:20	06/01/23 00:34	7440-48-4	
Selenium	ND	ug/L	1.0	0.23	1	05/30/23 07:20	06/01/23 00:34	7782-49-2	
Thallium	ND	ug/L	1.0	0.033	1	05/30/23 07:20	06/01/23 00:34	7440-28-0	
7470 Mercury									
Analytical Method: EPA 7470 Preparation Method: EPA 7470									
Pace Analytical Services - Indianapolis									
Mercury	ND	ug/L	0.20	0.12	1	05/30/23 17:25	05/31/23 10:23	7439-97-6	
2320B Alkalinity									
Analytical Method: SM 2320B									
Pace Analytical Services - Indianapolis									
Alkalinity, Total as CaCO3	259	mg/L	10.0	10.0	1		05/23/23 01:21		

REPORT OF LABORATORY ANALYSIS

This report shall not be reproduced, except in full,
without the written consent of Pace Analytical Services, LLC.



ANALYTICAL RESULTS

Project: Harding Street P1R1
 Pace Project No.: 50345278

Sample: MW-14I		Lab ID: 50345278004		Collected: 05/18/23 10:00	Received: 05/18/23 15:00	Matrix: Water			
Parameters	Results	Units	Report Limit	MDL	DF	Prepared	Analyzed	CAS No.	Qual
2320B Alkalinity		Analytical Method: SM 2320B Pace Analytical Services - Indianapolis							
Alkalinity,Bicarbonate (CaCO3)	259	mg/L	10.0	10.0	1		05/23/23 01:21		
Alkalinity,Carbonate (CaCO3)	ND	mg/L	10.0	10.0	1		05/23/23 01:21		
2540C Total Dissolved Solids		Analytical Method: SM 2540C Pace Analytical Services - Indianapolis							
Total Dissolved Solids	2560	mg/L	40.0	40.0	1		05/24/23 17:38		
4500H+ pH, Electrometric		Analytical Method: SM 4500-H+B Pace Analytical Services - Indianapolis							
pH at 25 Degrees C	7.5	Std. Units	0.10	0.10	1		05/31/23 13:06		H3
4500S2D Sulfide Water		Analytical Method: SM 4500-S2-D Pace Analytical Services - Indianapolis							
Sulfide	ND	mg/L	0.10	0.025	1		05/22/23 11:04	18496-25-8	
Iron, Ferrous		Analytical Method: HACH 8146 Pace Analytical Services - Indianapolis							
Iron, Ferrous	0.67	mg/L	0.20	0.035	1		05/19/23 15:17	15438-31-0	H3,N2
353.2 Nitrogen, NO2/NO3 unpres		Analytical Method: EPA 353.2 Pace Analytical Services - Indianapolis							
Nitrogen, Nitrate	ND	mg/L	0.10	0.011	1		05/19/23 13:31	14797-55-8	
Nitrogen, Nitrite	ND	mg/L	0.10	0.0040	1		05/19/23 13:31	14797-65-0	
365.1 Total Phosphorus		Analytical Method: EPA 365.1 Preparation Method: EPA 365.1 Pace Analytical Services - Indianapolis							
Phosphate as P04	ND	mg/L	0.15	0.15	1	05/27/23 11:00	05/31/23 11:17		
5310C TOC		Analytical Method: SM 5310C Pace Analytical Services - Indianapolis							
Total Organic Carbon	1.9	mg/L	1.0	0.24	1		06/01/23 21:52	7440-44-0	
5310C Dissolved Organic Carbon		Analytical Method: SM 5310C Pace Analytical Services - Indianapolis							
Dissolved Organic Carbon	2.0	mg/L	1.0	0.24	1		06/01/23 23:51		

REPORT OF LABORATORY ANALYSIS

This report shall not be reproduced, except in full,
 without the written consent of Pace Analytical Services, LLC.



ANALYTICAL RESULTS

Project: Harding Street P1R1

Pace Project No.: 50345278

Sample: MW-14IL Lab ID: 50345278005 Collected: 05/18/23 11:15 Received: 05/18/23 15:00 Matrix: Water

Parameters	Results	Units	Report			Prepared	Analyzed	CAS No.	Qual
			Limit	MDL	DF				
9056 IC Anions									
Analytical Method: EPA 9056									
Pace Analytical Services - Indianapolis									
Chloride	113	mg/L	2.5	0.67	10		06/03/23 06:47	16887-00-6	
Fluoride	0.28	mg/L	0.10	0.017	1		06/03/23 06:29	16984-48-8	
Sulfate	66.7	mg/L	2.5	0.85	10		06/03/23 06:47	14808-79-8	
6010 MET ICP									
Analytical Method: EPA 6010 Preparation Method: EPA 3010									
Pace Analytical Services - Indianapolis									
Aluminum	ND	ug/L	200	55.4	1	05/31/23 16:10	06/02/23 10:04	7429-90-5	
Barium	312	ug/L	10.0	2.1	1	05/31/23 16:10	06/02/23 10:04	7440-39-3	
Boron	303	ug/L	100	37.6	1	05/31/23 16:10	06/02/23 10:04	7440-42-8	
Cadmium	ND	ug/L	2.0	0.66	1	05/31/23 16:10	06/02/23 10:04	7440-43-9	
Calcium	89900	ug/L	1000	163	1	05/31/23 16:10	06/02/23 10:04	7440-70-2	
Iron	2170	ug/L	100	48.8	1	05/31/23 16:10	06/02/23 10:04	7439-89-6	
Lead	ND	ug/L	10.0	2.6	1	05/31/23 16:10	06/02/23 10:04	7439-92-1	
Lithium	ND	ug/L	20.0	6.2	1	05/31/23 16:10	06/02/23 10:04	7439-93-2	
Magnesium	25100	ug/L	1000	71.8	1	05/31/23 16:10	06/02/23 10:04	7439-95-4	
Manganese	208	ug/L	10.0	2.5	1	05/31/23 16:10	06/02/23 10:04	7439-96-5	
Molybdenum	ND	ug/L	10.0	3.7	1	05/31/23 16:10	06/02/23 10:04	7439-98-7	
Potassium	3530	ug/L	1000	281	1	05/31/23 16:10	06/02/23 10:04	7440-09-7	
Silica	13800	ug/L	450		1	05/31/23 16:10	06/02/23 10:04	7631-86-9	N2
Sodium	65200	ug/L	1000	214	1	05/31/23 16:10	06/02/23 10:04	7440-23-5	
6010 MET ICP, Dissolved									
Analytical Method: EPA 6010 Preparation Method: EPA 3010									
Pace Analytical Services - Indianapolis									
Iron, Dissolved	1900	ug/L	100	48.8	1	06/01/23 09:00	06/02/23 03:58	7439-89-6	
Manganese, Dissolved	195	ug/L	10.0	2.5	1	06/01/23 09:00	06/02/23 03:58	7439-96-5	
Molybdenum, Dissolved	ND	ug/L	10.0	3.7	1	06/01/23 09:00	06/02/23 03:58	7439-98-7	
6020 MET ICPMS									
Analytical Method: EPA 6020 Preparation Method: EPA 200.2									
Pace Analytical Services - Indianapolis									
Antimony	ND	ug/L	1.0	0.036	1	05/30/23 07:20	06/01/23 00:43	7440-36-0	
Arsenic	15.4	ug/L	1.0	0.053	1	05/30/23 07:20	06/01/23 00:43	7440-38-2	
Beryllium	ND	ug/L	0.20	0.028	1	05/30/23 07:20	06/01/23 00:43	7440-41-7	
Chromium	ND	ug/L	10.0	0.13	1	05/30/23 07:20	06/01/23 00:43	7440-47-3	
Cobalt	ND	ug/L	1.0	0.032	1	05/30/23 07:20	06/01/23 00:43	7440-48-4	
Selenium	ND	ug/L	1.0	0.23	1	05/30/23 07:20	06/01/23 00:43	7782-49-2	
Thallium	ND	ug/L	1.0	0.033	1	05/30/23 07:20	06/01/23 00:43	7440-28-0	
7470 Mercury									
Analytical Method: EPA 7470 Preparation Method: EPA 7470									
Pace Analytical Services - Indianapolis									
Mercury	ND	ug/L	0.20	0.12	1	05/30/23 17:25	05/31/23 10:26	7439-97-6	
2320B Alkalinity									
Analytical Method: SM 2320B									
Pace Analytical Services - Indianapolis									
Alkalinity, Total as CaCO3	263	mg/L	10.0	10.0	1		05/21/23 08:53		

REPORT OF LABORATORY ANALYSIS

This report shall not be reproduced, except in full,
without the written consent of Pace Analytical Services, LLC.



ANALYTICAL RESULTS

Project: Harding Street P1R1
 Pace Project No.: 50345278

Sample: MW-14IL	Lab ID: 50345278005	Collected: 05/18/23 11:15	Received: 05/18/23 15:00	Matrix: Water					
Parameters	Results	Units	Report Limit	MDL	DF	Prepared	Analyzed	CAS No.	Qual
2320B Alkalinity									
Analytical Method: SM 2320B									
Pace Analytical Services - Indianapolis									
Alkalinity,Bicarbonate (CaCO3)	248	mg/L	10.0	10.0	1		05/21/23 08:53		
Alkalinity,Carbonate (CaCO3)	14.8	mg/L	10.0	10.0	1		05/21/23 08:53		
2540C Total Dissolved Solids									
Analytical Method: SM 2540C									
Pace Analytical Services - Indianapolis									
Total Dissolved Solids	502	mg/L	10.0	10.0	1		05/24/23 17:38		
4500H+ pH, Electrometric									
Analytical Method: SM 4500-H+B									
Pace Analytical Services - Indianapolis									
pH at 25 Degrees C	7.8	Std. Units	0.10	0.10	1		05/31/23 13:07		H3
4500S2D Sulfide Water									
Analytical Method: SM 4500-S2-D									
Pace Analytical Services - Indianapolis									
Sulfide	ND	mg/L	0.10	0.025	1		05/22/23 11:04	18496-25-8	
Iron, Ferrous									
Analytical Method: HACH 8146									
Pace Analytical Services - Indianapolis									
Iron, Ferrous	ND	mg/L	0.20	0.035	1		05/19/23 15:17	15438-31-0	H3,N2
353.2 Nitrogen, NO2/NO3 unpres									
Analytical Method: EPA 353.2									
Pace Analytical Services - Indianapolis									
Nitrogen, Nitrate	ND	mg/L	0.10	0.011	1		05/19/23 12:46	14797-55-8	
Nitrogen, Nitrite	ND	mg/L	0.10	0.0040	1		05/19/23 12:46	14797-65-0	
365.1 Total Phosphorus									
Analytical Method: EPA 365.1 Preparation Method: EPA 365.1									
Pace Analytical Services - Indianapolis									
Phosphate as P04	0.45	mg/L	0.15	0.15	1	05/27/23 11:00	05/31/23 11:18		
5310C TOC									
Analytical Method: SM 5310C									
Pace Analytical Services - Indianapolis									
Total Organic Carbon	1.9	mg/L	1.0	0.24	1		06/01/23 22:18	7440-44-0	
5310C Dissolved Organic Carbon									
Analytical Method: SM 5310C									
Pace Analytical Services - Indianapolis									
Dissolved Organic Carbon	2.3	mg/L	1.0	0.24	1		06/02/23 00:03		

REPORT OF LABORATORY ANALYSIS

This report shall not be reproduced, except in full,
 without the written consent of Pace Analytical Services, LLC.



ANALYTICAL RESULTS

Project: Harding Street P1R1
 Pace Project No.: 50345278

Sample: MW-14D1 **Lab ID: 50345278006** Collected: 05/18/23 12:30 Received: 05/18/23 15:00 Matrix: Water

Parameters	Results	Units	Report Limit	MDL	DF	Prepared	Analyzed	CAS No.	Qual
9056 IC Anions									
Analytical Method: EPA 9056									
Pace Analytical Services - Indianapolis									
Chloride	117	mg/L	2.5	0.67	10		06/03/23 07:23	16887-00-6	
Fluoride	0.26	mg/L	0.10	0.017	1		06/03/23 07:05	16984-48-8	
Sulfate	64.4	mg/L	2.5	0.85	10		06/03/23 07:23	14808-79-8	
6010 MET ICP									
Analytical Method: EPA 6010 Preparation Method: EPA 3010									
Pace Analytical Services - Indianapolis									
Aluminum	ND	ug/L	200	55.4	1	05/31/23 16:10	06/02/23 10:07	7429-90-5	
Barium	363	ug/L	10.0	2.1	1	05/31/23 16:10	06/02/23 10:07	7440-39-3	
Boron	255	ug/L	100	37.6	1	05/31/23 16:10	06/02/23 10:07	7440-42-8	
Cadmium	ND	ug/L	2.0	0.66	1	05/31/23 16:10	06/02/23 10:07	7440-43-9	
Calcium	92400	ug/L	1000	163	1	05/31/23 16:10	06/02/23 10:07	7440-70-2	
Iron	5190	ug/L	100	48.8	1	05/31/23 16:10	06/02/23 10:07	7439-89-6	
Lead	ND	ug/L	10.0	2.6	1	05/31/23 16:10	06/02/23 10:07	7439-92-1	
Lithium	ND	ug/L	20.0	6.2	1	05/31/23 16:10	06/02/23 10:07	7439-93-2	
Magnesium	25200	ug/L	1000	71.8	1	05/31/23 16:10	06/02/23 10:07	7439-95-4	
Manganese	171	ug/L	10.0	2.5	1	05/31/23 16:10	06/02/23 10:07	7439-96-5	
Molybdenum	ND	ug/L	10.0	3.7	1	05/31/23 16:10	06/02/23 10:07	7439-98-7	
Potassium	3620	ug/L	1000	281	1	05/31/23 16:10	06/02/23 10:07	7440-09-7	
Silica	14900	ug/L	450		1	05/31/23 16:10	06/02/23 10:07	7631-86-9	N2
Sodium	67400	ug/L	1000	214	1	05/31/23 16:10	06/02/23 10:07	7440-23-5	
6010 MET ICP, Dissolved									
Analytical Method: EPA 6010 Preparation Method: EPA 3010									
Pace Analytical Services - Indianapolis									
Iron, Dissolved	3430	ug/L	100	48.8	1	06/01/23 09:00	06/02/23 04:00	7439-89-6	
Manganese, Dissolved	159	ug/L	10.0	2.5	1	06/01/23 09:00	06/02/23 04:00	7439-96-5	
Molybdenum, Dissolved	ND	ug/L	10.0	3.7	1	06/01/23 09:00	06/02/23 04:00	7439-98-7	
6020 MET ICPMS									
Analytical Method: EPA 6020 Preparation Method: EPA 200.2									
Pace Analytical Services - Indianapolis									
Antimony	ND	ug/L	1.0	0.036	1	05/30/23 07:20	06/01/23 00:47	7440-36-0	
Arsenic	23.3	ug/L	1.0	0.053	1	05/30/23 07:20	06/01/23 00:47	7440-38-2	
Beryllium	ND	ug/L	0.20	0.028	1	05/30/23 07:20	06/01/23 00:47	7440-41-7	
Chromium	ND	ug/L	10.0	0.13	1	05/30/23 07:20	06/01/23 00:47	7440-47-3	
Cobalt	ND	ug/L	1.0	0.032	1	05/30/23 07:20	06/01/23 00:47	7440-48-4	
Selenium	ND	ug/L	1.0	0.23	1	05/30/23 07:20	06/01/23 00:47	7782-49-2	
Thallium	ND	ug/L	1.0	0.033	1	05/30/23 07:20	06/01/23 00:47	7440-28-0	
7470 Mercury									
Analytical Method: EPA 7470 Preparation Method: EPA 7470									
Pace Analytical Services - Indianapolis									
Mercury	ND	ug/L	0.20	0.12	1	05/30/23 17:25	05/31/23 10:35	7439-97-6	
2320B Alkalinity									
Analytical Method: SM 2320B									
Pace Analytical Services - Indianapolis									
Alkalinity, Total as CaCO3	269	mg/L	10.0	10.0	1		05/21/23 08:53		

REPORT OF LABORATORY ANALYSIS

This report shall not be reproduced, except in full,
 without the written consent of Pace Analytical Services, LLC.



ANALYTICAL RESULTS

Project: Harding Street P1R1

Pace Project No.: 50345278

Sample: MW-14D1	Lab ID: 50345278006	Collected: 05/18/23 12:30	Received: 05/18/23 15:00	Matrix: Water					
Parameters	Results	Units	Report Limit	MDL	DF	Prepared	Analyzed	CAS No.	Qual
2320B Alkalinity									
Analytical Method: SM 2320B									
Pace Analytical Services - Indianapolis									
Alkalinity,Bicarbonate (CaCO3)	258	mg/L	10.0	10.0	1		05/21/23 08:53		
Alkalinity,Carbonate (CaCO3)	10.8	mg/L	10.0	10.0	1		05/21/23 08:53		
2540C Total Dissolved Solids									
Analytical Method: SM 2540C									
Pace Analytical Services - Indianapolis									
Total Dissolved Solids	529	mg/L	10.0	10.0	1		05/24/23 17:39		
4500H+ pH, Electrometric									
Analytical Method: SM 4500-H+B									
Pace Analytical Services - Indianapolis									
pH at 25 Degrees C	7.8	Std. Units	0.10	0.10	1		05/31/23 13:08		H3
4500S2D Sulfide Water									
Analytical Method: SM 4500-S2-D									
Pace Analytical Services - Indianapolis									
Sulfide	ND	mg/L	0.10	0.025	1		05/22/23 11:04	18496-25-8	
Iron, Ferrous									
Analytical Method: HACH 8146									
Pace Analytical Services - Indianapolis									
Iron, Ferrous	ND	mg/L	0.20	0.035	1		05/19/23 15:19	15438-31-0	H3,N2
353.2 Nitrogen, NO2/NO3 unpres									
Analytical Method: EPA 353.2									
Pace Analytical Services - Indianapolis									
Nitrogen, Nitrate	ND	mg/L	0.10	0.011	1		05/19/23 13:05	14797-55-8	
Nitrogen, Nitrite	ND	mg/L	0.10	0.0040	1		05/19/23 13:05	14797-65-0	
365.1 Total Phosphorus									
Analytical Method: EPA 365.1 Preparation Method: EPA 365.1									
Pace Analytical Services - Indianapolis									
Phosphate as P04	0.70	mg/L	0.15	0.15	1	05/27/23 11:00	05/31/23 11:18		
5310C TOC									
Analytical Method: SM 5310C									
Pace Analytical Services - Indianapolis									
Total Organic Carbon	1.9	mg/L	1.0	0.24	1		06/01/23 22:38	7440-44-0	
5310C Dissolved Organic Carbon									
Analytical Method: SM 5310C									
Pace Analytical Services - Indianapolis									
Dissolved Organic Carbon	2.2	mg/L	1.0	0.24	1		06/02/23 00:15		

REPORT OF LABORATORY ANALYSIS

This report shall not be reproduced, except in full,
without the written consent of Pace Analytical Services, LLC.



ANALYTICAL RESULTS

Project: Harding Street P1R1

Pace Project No.: 50345278

Sample: MW-14D Lab ID: 50345278007 Collected: 05/18/23 13:20 Received: 05/18/23 15:00 Matrix: Water

Parameters	Results	Units	Report			Prepared	Analyzed	CAS No.	Qual
			Limit	MDL	DF				
9056 IC Anions									
Analytical Method: EPA 9056									
Pace Analytical Services - Indianapolis									
Chloride	519	mg/L	25.0	6.7	100		06/02/23 17:24	16887-00-6	
Fluoride	0.24	mg/L	0.10	0.017	1		06/02/23 16:49	16984-48-8	
Sulfate	3330	mg/L	25.0	8.5	100		06/02/23 17:24	14808-79-8	
6010 MET ICP									
Analytical Method: EPA 6010 Preparation Method: EPA 3010									
Pace Analytical Services - Indianapolis									
Aluminum	200	ug/L	200	55.4	1	05/31/23 16:10	06/02/23 10:09	7429-90-5	
Barium	58.8	ug/L	10.0	2.1	1	05/31/23 16:10	06/02/23 10:09	7440-39-3	
Boron	59300	ug/L	100	37.6	1	05/31/23 16:10	06/02/23 10:09	7440-42-8	
Cadmium	ND	ug/L	2.0	0.66	1	05/31/23 16:10	06/02/23 10:09	7440-43-9	
Calcium	499000	ug/L	5000	815	5	05/31/23 16:10	06/02/23 11:00	7440-70-2	
Iron	3030	ug/L	100	48.8	1	05/31/23 16:10	06/02/23 10:09	7439-89-6	
Lead	ND	ug/L	10.0	2.6	1	05/31/23 16:10	06/02/23 10:09	7439-92-1	
Lithium	960	ug/L	20.0	6.2	1	05/31/23 16:10	06/02/23 10:09	7439-93-2	
Magnesium	224000	ug/L	1000	71.8	1	05/31/23 16:10	06/02/23 10:09	7439-95-4	
Manganese	406	ug/L	10.0	2.5	1	05/31/23 16:10	06/02/23 10:09	7439-96-5	
Molybdenum	216	ug/L	10.0	3.7	1	05/31/23 16:10	06/02/23 10:09	7439-98-7	
Potassium	70100	ug/L	1000	281	1	05/31/23 16:10	06/02/23 10:09	7440-09-7	
Silica	12200	ug/L	450		1	05/31/23 16:10	06/02/23 10:09	7631-86-9	N2
Sodium	500000	ug/L	5000	1070	5	05/31/23 16:10	06/02/23 11:00	7440-23-5	
6010 MET ICP, Dissolved									
Analytical Method: EPA 6010 Preparation Method: EPA 3010									
Pace Analytical Services - Indianapolis									
Iron, Dissolved	2600	ug/L	100	48.8	1	06/01/23 09:00	06/02/23 04:03	7439-89-6	
Manganese, Dissolved	378	ug/L	10.0	2.5	1	06/01/23 09:00	06/02/23 04:03	7439-96-5	
Molybdenum, Dissolved	217	ug/L	10.0	3.7	1	06/01/23 09:00	06/02/23 04:03	7439-98-7	
6020 MET ICPMS									
Analytical Method: EPA 6020 Preparation Method: EPA 200.2									
Pace Analytical Services - Indianapolis									
Antimony	ND	ug/L	1.0	0.036	1	05/30/23 07:20	06/01/23 00:50	7440-36-0	
Arsenic	123	ug/L	1.0	0.053	1	05/30/23 07:20	06/01/23 00:50	7440-38-2	
Beryllium	ND	ug/L	0.20	0.028	1	05/30/23 07:20	06/01/23 00:50	7440-41-7	
Chromium	ND	ug/L	10.0	0.13	1	05/30/23 07:20	06/01/23 00:50	7440-47-3	
Cobalt	ND	ug/L	1.0	0.032	1	05/30/23 07:20	06/01/23 00:50	7440-48-4	
Selenium	ND	ug/L	1.0	0.23	1	05/30/23 07:20	06/01/23 00:50	7782-49-2	
Thallium	ND	ug/L	1.0	0.033	1	05/30/23 07:20	06/01/23 00:50	7440-28-0	
7470 Mercury									
Analytical Method: EPA 7470 Preparation Method: EPA 7470									
Pace Analytical Services - Indianapolis									
Mercury	ND	ug/L	0.20	0.12	1	05/30/23 17:25	05/31/23 10:38	7439-97-6	
2320B Alkalinity									
Analytical Method: SM 2320B									
Pace Analytical Services - Indianapolis									
Alkalinity, Total as CaCO3	221	mg/L	10.0	10.0	1		05/21/23 08:53		

REPORT OF LABORATORY ANALYSIS

This report shall not be reproduced, except in full,
without the written consent of Pace Analytical Services, LLC.



ANALYTICAL RESULTS

Project: Harding Street P1R1
Pace Project No.: 50345278

Sample: MW-14D Lab ID: 50345278007 Collected: 05/18/23 13:20 Received: 05/18/23 15:00 Matrix: Water									
Parameters	Results	Units	Report Limit	MDL	DF	Prepared	Analyzed	CAS No.	Qual
2320B Alkalinity									
Analytical Method: SM 2320B Pace Analytical Services - Indianapolis									
Alkalinity,Bicarbonate (CaCO3)	221	mg/L	10.0	10.0	1		05/21/23 08:53		
Alkalinity,Carbonate (CaCO3)	ND	mg/L	10.0	10.0	1		05/21/23 08:53		
2540C Total Dissolved Solids									
Analytical Method: SM 2540C Pace Analytical Services - Indianapolis									
Total Dissolved Solids	4600	mg/L	40.0	40.0	1		05/24/23 17:39		
4500H+ pH, Electrometric									
Analytical Method: SM 4500-H+B Pace Analytical Services - Indianapolis									
pH at 25 Degrees C	7.6	Std. Units	0.10	0.10	1		05/31/23 13:10		H3
4500S2D Sulfide Water									
Analytical Method: SM 4500-S2-D Pace Analytical Services - Indianapolis									
Sulfide	ND	mg/L	0.10	0.025	1		05/22/23 11:04	18496-25-8	
Iron, Ferrous									
Analytical Method: HACH 8146 Pace Analytical Services - Indianapolis									
Iron, Ferrous	ND	mg/L	0.20	0.035	1		05/19/23 15:19	15438-31-0	H3,N2
353.2 Nitrogen, NO2/NO3 unpres									
Analytical Method: EPA 353.2 Pace Analytical Services - Indianapolis									
Nitrogen, Nitrate	ND	mg/L	0.10	0.011	1		05/19/23 13:10	14797-55-8	
Nitrogen, Nitrite	ND	mg/L	0.10	0.0040	1		05/19/23 13:10	14797-65-0	
365.1 Total Phosphorus									
Analytical Method: EPA 365.1 Preparation Method: EPA 365.1 Pace Analytical Services - Indianapolis									
Phosphate as P04	0.78	mg/L	0.15	0.15	1	05/27/23 11:00	05/31/23 11:19		
5310C TOC									
Analytical Method: SM 5310C Pace Analytical Services - Indianapolis									
Total Organic Carbon	ND	mg/L	4.0	0.94	4		06/02/23 15:09	7440-44-0	D3
5310C Dissolved Organic Carbon									
Analytical Method: SM 5310C Pace Analytical Services - Indianapolis									
Dissolved Organic Carbon	ND	mg/L	4.0	0.94	4		06/02/23 13:37		D3

REPORT OF LABORATORY ANALYSIS

This report shall not be reproduced, except in full,
without the written consent of Pace Analytical Services, LLC.



ANALYTICAL RESULTS

Project: Harding Street P1R1

Pace Project No.: 50345278

Sample: MW-15S Lab ID: 50345278008 Collected: 05/18/23 09:53 Received: 05/18/23 15:00 Matrix: Water

Parameters	Results	Units	Report			Prepared	Analyzed	CAS No.	Qual
			Limit	MDL	DF				
9056 IC Anions									
Analytical Method: EPA 9056									
Pace Analytical Services - Indianapolis									
Chloride	30.9	mg/L	2.5	0.67	10		06/02/23 17:59	16887-00-6	
Fluoride	0.11	mg/L	0.10	0.017	1		06/02/23 17:42	16984-48-8	
Sulfate	45.9	mg/L	2.5	0.85	10		06/02/23 17:59	14808-79-8	
6010 MET ICP									
Analytical Method: EPA 6010 Preparation Method: EPA 3010									
Pace Analytical Services - Indianapolis									
Aluminum	ND	ug/L	200	55.4	1	05/31/23 16:10	06/02/23 10:11	7429-90-5	
Barium	48.6	ug/L	10.0	2.1	1	05/31/23 16:10	06/02/23 10:11	7440-39-3	
Boron	260	ug/L	100	37.6	1	05/31/23 16:10	06/02/23 10:11	7440-42-8	
Cadmium	ND	ug/L	2.0	0.66	1	05/31/23 16:10	06/02/23 10:11	7440-43-9	
Calcium	101000	ug/L	1000	163	1	05/31/23 16:10	06/02/23 10:11	7440-70-2	
Iron	ND	ug/L	100	48.8	1	05/31/23 16:10	06/02/23 10:11	7439-89-6	
Lead	ND	ug/L	10.0	2.6	1	05/31/23 16:10	06/02/23 10:11	7439-92-1	
Lithium	ND	ug/L	20.0	6.2	1	05/31/23 16:10	06/02/23 10:11	7439-93-2	
Magnesium	27800	ug/L	1000	71.8	1	05/31/23 16:10	06/02/23 10:11	7439-95-4	
Manganese	ND	ug/L	10.0	2.5	1	05/31/23 16:10	06/02/23 10:11	7439-96-5	
Molybdenum	ND	ug/L	10.0	3.7	1	05/31/23 16:10	06/02/23 10:11	7439-98-7	
Potassium	1630	ug/L	1000	281	1	05/31/23 16:10	06/02/23 10:11	7440-09-7	
Silica	11700	ug/L	450		1	05/31/23 16:10	06/02/23 10:11	7631-86-9	N2
Sodium	24400	ug/L	1000	214	1	05/31/23 16:10	06/02/23 10:11	7440-23-5	
6010 MET ICP, Dissolved									
Analytical Method: EPA 6010 Preparation Method: EPA 3010									
Pace Analytical Services - Indianapolis									
Iron, Dissolved	ND	ug/L	100	48.8	1	06/01/23 09:00	06/02/23 04:10	7439-89-6	
Manganese, Dissolved	ND	ug/L	10.0	2.5	1	06/01/23 09:00	06/02/23 04:10	7439-96-5	
Molybdenum, Dissolved	ND	ug/L	10.0	3.7	1	06/01/23 09:00	06/02/23 04:10	7439-98-7	
6020 MET ICPMS									
Analytical Method: EPA 6020 Preparation Method: EPA 200.2									
Pace Analytical Services - Indianapolis									
Antimony	ND	ug/L	1.0	0.036	1	05/30/23 07:20	06/01/23 00:53	7440-36-0	
Arsenic	ND	ug/L	1.0	0.053	1	05/30/23 07:20	06/01/23 00:53	7440-38-2	
Beryllium	ND	ug/L	0.20	0.028	1	05/30/23 07:20	06/01/23 00:53	7440-41-7	
Chromium	ND	ug/L	10.0	0.13	1	05/30/23 07:20	06/01/23 00:53	7440-47-3	
Cobalt	ND	ug/L	1.0	0.032	1	05/30/23 07:20	06/01/23 00:53	7440-48-4	
Selenium	1.3	ug/L	1.0	0.23	1	05/30/23 07:20	06/01/23 00:53	7782-49-2	
Thallium	ND	ug/L	1.0	0.033	1	05/30/23 07:20	06/01/23 00:53	7440-28-0	
7470 Mercury									
Analytical Method: EPA 7470 Preparation Method: EPA 7470									
Pace Analytical Services - Indianapolis									
Mercury	ND	ug/L	0.20	0.12	1	05/30/23 17:25	05/31/23 10:40	7439-97-6	
2320B Alkalinity									
Analytical Method: SM 2320B									
Pace Analytical Services - Indianapolis									
Alkalinity, Total as CaCO3	278	mg/L	10.0	10.0	1		05/20/23 03:27		

REPORT OF LABORATORY ANALYSIS

This report shall not be reproduced, except in full,
without the written consent of Pace Analytical Services, LLC.



ANALYTICAL RESULTS

Project: Harding Street P1R1
 Pace Project No.: 50345278

Sample: MW-15S Lab ID: 50345278008 Collected: 05/18/23 09:53 Received: 05/18/23 15:00 Matrix: Water									
Parameters	Results	Units	Report Limit	MDL	DF	Prepared	Analyzed	CAS No.	Qual
2320B Alkalinity									
Analytical Method: SM 2320B Pace Analytical Services - Indianapolis									
Alkalinity,Bicarbonate (CaCO3)	278	mg/L	10.0	10.0	1		05/20/23 03:27		
Alkalinity,Carbonate (CaCO3)	ND	mg/L	10.0	10.0	1		05/20/23 03:27		
2540C Total Dissolved Solids									
Analytical Method: SM 2540C Pace Analytical Services - Indianapolis									
Total Dissolved Solids	425	mg/L	10.0	10.0	1		05/24/23 17:39		
4500H+ pH, Electrometric									
Analytical Method: SM 4500-H+B Pace Analytical Services - Indianapolis									
pH at 25 Degrees C	7.7	Std. Units	0.10	0.10	1		05/31/23 13:11		H3
4500S2D Sulfide Water									
Analytical Method: SM 4500-S2-D Pace Analytical Services - Indianapolis									
Sulfide	ND	mg/L	0.10	0.025	1		05/22/23 11:04	18496-25-8	
Iron, Ferrous									
Analytical Method: HACH 8146 Pace Analytical Services - Indianapolis									
Iron, Ferrous	ND	mg/L	0.20	0.035	1		05/19/23 15:17	15438-31-0	H3,N2
353.2 Nitrogen, NO2/NO3 unpres									
Analytical Method: EPA 353.2 Pace Analytical Services - Indianapolis									
Nitrogen, Nitrate	14.0	mg/L	0.50	0.055	5		05/19/23 13:29	14797-55-8	
Nitrogen, Nitrite	ND	mg/L	0.50	0.020	5		05/19/23 13:29	14797-65-0	
365.1 Total Phosphorus									
Analytical Method: EPA 365.1 Preparation Method: EPA 365.1 Pace Analytical Services - Indianapolis									
Phosphate as P04	ND	mg/L	0.15	0.15	1	05/27/23 11:00	05/31/23 11:19		
5310C TOC									
Analytical Method: SM 5310C Pace Analytical Services - Indianapolis									
Total Organic Carbon	ND	mg/L	1.0	0.24	1		06/02/23 00:09	7440-44-0	
5310C Dissolved Organic Carbon									
Analytical Method: SM 5310C Pace Analytical Services - Indianapolis									
Dissolved Organic Carbon	1.3	mg/L	1.0	0.24	1		06/02/23 00:41		

REPORT OF LABORATORY ANALYSIS

This report shall not be reproduced, except in full,
 without the written consent of Pace Analytical Services, LLC.



ANALYTICAL RESULTS

Project: Harding Street P1R1
 Pace Project No.: 50345278

Sample: MW-151 **Lab ID: 50345278009** Collected: 05/18/23 11:20 Received: 05/18/23 15:00 Matrix: Water

Parameters	Results	Units	Report Limit	MDL	DF	Prepared	Analyzed	CAS No.	Qual
9056 IC Anions									
Analytical Method: EPA 9056									
Pace Analytical Services - Indianapolis									
Chloride	18.5	mg/L	2.5	0.67	10		06/02/23 18:34	16887-00-6	
Fluoride	0.11	mg/L	0.10	0.017	1		06/02/23 18:17	16984-48-8	
Sulfate	52.9	mg/L	2.5	0.85	10		06/02/23 18:34	14808-79-8	
6010 MET ICP									
Analytical Method: EPA 6010 Preparation Method: EPA 3010									
Pace Analytical Services - Indianapolis									
Aluminum	ND	ug/L	200	55.4	1	05/31/23 16:10	06/02/23 10:19	7429-90-5	
Barium	65.2	ug/L	10.0	2.1	1	05/31/23 16:10	06/02/23 10:19	7440-39-3	
Boron	148	ug/L	100	37.6	1	05/31/23 16:10	06/02/23 10:19	7440-42-8	
Cadmium	ND	ug/L	2.0	0.66	1	05/31/23 16:10	06/02/23 10:19	7440-43-9	
Calcium	107000	ug/L	1000	163	1	05/31/23 16:10	06/02/23 10:19	7440-70-2	
Iron	ND	ug/L	100	48.8	1	05/31/23 16:10	06/02/23 10:19	7439-89-6	
Lead	ND	ug/L	10.0	2.6	1	05/31/23 16:10	06/02/23 10:19	7439-92-1	
Lithium	ND	ug/L	20.0	6.2	1	05/31/23 16:10	06/02/23 10:19	7439-93-2	
Magnesium	30300	ug/L	1000	71.8	1	05/31/23 16:10	06/02/23 10:19	7439-95-4	
Manganese	11.7	ug/L	10.0	2.5	1	05/31/23 16:10	06/02/23 10:19	7439-96-5	
Molybdenum	ND	ug/L	10.0	3.7	1	05/31/23 16:10	06/02/23 10:19	7439-98-7	
Potassium	1340	ug/L	1000	281	1	05/31/23 16:10	06/02/23 10:19	7440-09-7	
Silica	13200	ug/L	450		1	05/31/23 16:10	06/02/23 10:19	7631-86-9	N2
Sodium	10100	ug/L	1000	214	1	05/31/23 16:10	06/02/23 10:19	7440-23-5	
6010 MET ICP, Dissolved									
Analytical Method: EPA 6010 Preparation Method: EPA 3010									
Pace Analytical Services - Indianapolis									
Iron, Dissolved	ND	ug/L	100	48.8	1	06/01/23 09:00	06/02/23 04:12	7439-89-6	
Manganese, Dissolved	10.4	ug/L	10.0	2.5	1	06/01/23 09:00	06/02/23 04:12	7439-96-5	
Molybdenum, Dissolved	ND	ug/L	10.0	3.7	1	06/01/23 09:00	06/02/23 04:12	7439-98-7	
6020 MET ICPMS									
Analytical Method: EPA 6020 Preparation Method: EPA 200.2									
Pace Analytical Services - Indianapolis									
Antimony	ND	ug/L	1.0	0.036	1	05/30/23 07:20	06/01/23 01:03	7440-36-0	
Arsenic	ND	ug/L	1.0	0.053	1	05/30/23 07:20	06/01/23 01:03	7440-38-2	
Beryllium	ND	ug/L	0.20	0.028	1	05/30/23 07:20	06/01/23 01:03	7440-41-7	
Chromium	ND	ug/L	10.0	0.13	1	05/30/23 07:20	06/01/23 01:03	7440-47-3	
Cobalt	ND	ug/L	1.0	0.032	1	05/30/23 07:20	06/01/23 01:03	7440-48-4	
Selenium	ND	ug/L	1.0	0.23	1	05/30/23 07:20	06/01/23 01:03	7782-49-2	
Thallium	ND	ug/L	1.0	0.033	1	05/30/23 07:20	06/01/23 01:03	7440-28-0	
7470 Mercury									
Analytical Method: EPA 7470 Preparation Method: EPA 7470									
Pace Analytical Services - Indianapolis									
Mercury	ND	ug/L	0.20	0.12	1	05/30/23 17:25	05/31/23 10:43	7439-97-6	
2320B Alkalinity									
Analytical Method: SM 2320B									
Pace Analytical Services - Indianapolis									
Alkalinity, Total as CaCO3	326	mg/L	10.0	10.0	1		05/21/23 05:54		

REPORT OF LABORATORY ANALYSIS

This report shall not be reproduced, except in full,
 without the written consent of Pace Analytical Services, LLC.



ANALYTICAL RESULTS

Project: Harding Street P1R1
 Pace Project No.: 50345278

Sample: MW-151 Lab ID: 50345278009 Collected: 05/18/23 11:20 Received: 05/18/23 15:00 Matrix: Water									
Parameters	Results	Units	Report Limit	MDL	DF	Prepared	Analyzed	CAS No.	Qual
2320B Alkalinity									
Analytical Method: SM 2320B Pace Analytical Services - Indianapolis									
Alkalinity,Bicarbonate (CaCO3)	326	mg/L	10.0	10.0	1		05/21/23 05:54		
Alkalinity,Carbonate (CaCO3)	ND	mg/L	10.0	10.0	1		05/21/23 05:54		
2540C Total Dissolved Solids									
Analytical Method: SM 2540C Pace Analytical Services - Indianapolis									
Total Dissolved Solids	428	mg/L	10.0	10.0	1		05/24/23 17:39		
4500H+ pH, Electrometric									
Analytical Method: SM 4500-H+B Pace Analytical Services - Indianapolis									
pH at 25 Degrees C	7.5	Std. Units	0.10	0.10	1		05/31/23 13:12		H3
4500S2D Sulfide Water									
Analytical Method: SM 4500-S2-D Pace Analytical Services - Indianapolis									
Sulfide	ND	mg/L	0.10	0.025	1		05/22/23 11:04	18496-25-8	
Iron, Ferrous									
Analytical Method: HACH 8146 Pace Analytical Services - Indianapolis									
Iron, Ferrous	ND	mg/L	0.20	0.035	1		05/19/23 15:17	15438-31-0	H3,N2
353.2 Nitrogen, NO2/NO3 unpres									
Analytical Method: EPA 353.2 Pace Analytical Services - Indianapolis									
Nitrogen, Nitrate	2.6	mg/L	0.10	0.011	1		05/19/23 12:48	14797-55-8	
Nitrogen, Nitrite	ND	mg/L	0.10	0.0040	1		05/19/23 12:48	14797-65-0	
365.1 Total Phosphorus									
Analytical Method: EPA 365.1 Preparation Method: EPA 365.1 Pace Analytical Services - Indianapolis									
Phosphate as P04	ND	mg/L	0.15	0.15	1	05/27/23 11:00	05/31/23 11:20		
5310C TOC									
Analytical Method: SM 5310C Pace Analytical Services - Indianapolis									
Total Organic Carbon	ND	mg/L	1.0	0.24	1		06/02/23 00:35	7440-44-0	
5310C Dissolved Organic Carbon									
Analytical Method: SM 5310C Pace Analytical Services - Indianapolis									
Dissolved Organic Carbon	ND	mg/L	1.0	0.24	1		06/07/23 00:12		

REPORT OF LABORATORY ANALYSIS

This report shall not be reproduced, except in full,
 without the written consent of Pace Analytical Services, LLC.



ANALYTICAL RESULTS

Project: Harding Street P1R1

Pace Project No.: 50345278

Sample: MW-15D **Lab ID: 50345278010** Collected: 05/18/23 12:22 Received: 05/18/23 15:00 Matrix: Water

Parameters	Results	Units	Report Limit	MDL	DF	Prepared	Analyzed	CAS No.	Qual
------------	---------	-------	--------------	-----	----	----------	----------	---------	------

9056 IC Anions

Analytical Method: EPA 9056
Pace Analytical Services - Indianapolis

Chloride	26.5	mg/L	2.5	0.67	10		06/02/23 20:04	16887-00-6	
Fluoride	0.10	mg/L	0.10	0.017	1		06/02/23 19:46	16984-48-8	
Sulfate	65.5	mg/L	2.5	0.85	10		06/02/23 20:04	14808-79-8	

6010 MET ICP

Analytical Method: EPA 6010 Preparation Method: EPA 3010
Pace Analytical Services - Indianapolis

Aluminum	ND	ug/L	200	55.4	1	05/31/23 16:10	06/02/23 10:21	7429-90-5	
Barium	75.0	ug/L	10.0	2.1	1	05/31/23 16:10	06/02/23 10:21	7440-39-3	
Boron	190	ug/L	100	37.6	1	05/31/23 16:10	06/02/23 10:21	7440-42-8	
Cadmium	ND	ug/L	2.0	0.66	1	05/31/23 16:10	06/02/23 10:21	7440-43-9	
Calcium	102000	ug/L	1000	163	1	05/31/23 16:10	06/02/23 10:21	7440-70-2	
Iron	1380	ug/L	100	48.8	1	05/31/23 16:10	06/02/23 10:21	7439-89-6	
Lead	ND	ug/L	10.0	2.6	1	05/31/23 16:10	06/02/23 10:21	7439-92-1	
Lithium	ND	ug/L	20.0	6.2	1	05/31/23 16:10	06/02/23 10:21	7439-93-2	
Magnesium	32000	ug/L	1000	71.8	1	05/31/23 16:10	06/02/23 10:21	7439-95-4	
Manganese	120	ug/L	10.0	2.5	1	05/31/23 16:10	06/02/23 10:21	7439-96-5	
Molybdenum	ND	ug/L	10.0	3.7	1	05/31/23 16:10	06/02/23 10:21	7439-98-7	
Potassium	2060	ug/L	1000	281	1	05/31/23 16:10	06/02/23 10:21	7440-09-7	
Silica	12800	ug/L	450		1	05/31/23 16:10	06/02/23 10:21	7631-86-9	N2
Sodium	20900	ug/L	1000	214	1	05/31/23 16:10	06/02/23 10:21	7440-23-5	

6010 MET ICP, Dissolved

Analytical Method: EPA 6010 Preparation Method: EPA 3010
Pace Analytical Services - Indianapolis

Iron, Dissolved	1100	ug/L	100	48.8	1	06/01/23 09:00	06/02/23 04:14	7439-89-6	
Manganese, Dissolved	113	ug/L	10.0	2.5	1	06/01/23 09:00	06/02/23 04:14	7439-96-5	
Molybdenum, Dissolved	ND	ug/L	10.0	3.7	1	06/01/23 09:00	06/02/23 04:14	7439-98-7	

6020 MET ICPMS

Analytical Method: EPA 6020 Preparation Method: EPA 200.2
Pace Analytical Services - Indianapolis

Antimony	ND	ug/L	1.0	0.036	1	05/30/23 07:20	06/01/23 01:06	7440-36-0	
Arsenic	1.5	ug/L	1.0	0.053	1	05/30/23 07:20	06/01/23 01:06	7440-38-2	
Beryllium	ND	ug/L	0.20	0.028	1	05/30/23 07:20	06/01/23 01:06	7440-41-7	
Chromium	ND	ug/L	10.0	0.13	1	05/30/23 07:20	06/01/23 01:06	7440-47-3	
Cobalt	ND	ug/L	1.0	0.032	1	05/30/23 07:20	06/01/23 01:06	7440-48-4	
Selenium	ND	ug/L	1.0	0.23	1	05/30/23 07:20	06/01/23 01:06	7782-49-2	
Thallium	ND	ug/L	1.0	0.033	1	05/30/23 07:20	06/01/23 01:06	7440-28-0	

7470 Mercury

Analytical Method: EPA 7470 Preparation Method: EPA 7470
Pace Analytical Services - Indianapolis

Mercury	ND	ug/L	0.20	0.12	1	05/30/23 17:25	05/31/23 10:45	7439-97-6	
---------	----	------	------	------	---	----------------	----------------	-----------	--

2320B Alkalinity

Analytical Method: SM 2320B
Pace Analytical Services - Indianapolis

Alkalinity, Total as CaCO3	335	mg/L	10.0	10.0	1		05/20/23 03:27		
----------------------------	-----	------	------	------	---	--	----------------	--	--

REPORT OF LABORATORY ANALYSIS

This report shall not be reproduced, except in full,
without the written consent of Pace Analytical Services, LLC.



ANALYTICAL RESULTS

Project: Harding Street P1R1
 Pace Project No.: 50345278

Sample: MW-15D		Lab ID: 50345278010		Collected: 05/18/23 12:22	Received: 05/18/23 15:00	Matrix: Water			
Parameters	Results	Units	Report Limit	MDL	DF	Prepared	Analyzed	CAS No.	Qual
2320B Alkalinity		Analytical Method: SM 2320B Pace Analytical Services - Indianapolis							
Alkalinity,Bicarbonate (CaCO3)	335	mg/L	10.0	10.0	1		05/20/23 03:27		
Alkalinity,Carbonate (CaCO3)	ND	mg/L	10.0	10.0	1		05/20/23 03:27		
2540C Total Dissolved Solids		Analytical Method: SM 2540C Pace Analytical Services - Indianapolis							
Total Dissolved Solids	1400	mg/L	333	333	1		05/24/23 17:39		
4500H+ pH, Electrometric		Analytical Method: SM 4500-H+B Pace Analytical Services - Indianapolis							
pH at 25 Degrees C	7.5	Std. Units	0.10	0.10	1		05/31/23 13:13		H3
4500S2D Sulfide Water		Analytical Method: SM 4500-S2-D Pace Analytical Services - Indianapolis							
Sulfide	ND	mg/L	0.10	0.025	1		05/22/23 11:04	18496-25-8	
Iron, Ferrous		Analytical Method: HACH 8146 Pace Analytical Services - Indianapolis							
Iron, Ferrous	ND	mg/L	0.20	0.035	1		05/19/23 15:18	15438-31-0	H3,N2
353.2 Nitrogen, NO2/NO3 unpres		Analytical Method: EPA 353.2 Pace Analytical Services - Indianapolis							
Nitrogen, Nitrate	ND	mg/L	0.10	0.011	1		05/19/23 12:56	14797-55-8	
Nitrogen, Nitrite	ND	mg/L	0.10	0.0040	1		05/19/23 12:56	14797-65-0	
365.1 Total Phosphorus		Analytical Method: EPA 365.1 Preparation Method: EPA 365.1 Pace Analytical Services - Indianapolis							
Phosphate as P04	ND	mg/L	0.15	0.15	1	05/27/23 11:00	05/31/23 11:20		
5310C TOC		Analytical Method: SM 5310C Pace Analytical Services - Indianapolis							
Total Organic Carbon	ND	mg/L	1.0	0.24	1		06/02/23 01:00	7440-44-0	
5310C Dissolved Organic Carbon		Analytical Method: SM 5310C Pace Analytical Services - Indianapolis							
Dissolved Organic Carbon	1.2	mg/L	1.0	0.24	1		06/02/23 01:01		

REPORT OF LABORATORY ANALYSIS

This report shall not be reproduced, except in full,
 without the written consent of Pace Analytical Services, LLC.



QUALITY CONTROL DATA

Project: Harding Street P1R1

Pace Project No.: 50345278

QC Batch:	736743	Analysis Method:	EPA 9056
QC Batch Method:	EPA 9056	Analysis Description:	9056 IC Anions
		Laboratory:	Pace Analytical Services - Indianapolis
Associated Lab Samples:	50345278001, 50345278002, 50345278003, 50345278004, 50345278005, 50345278006, 50345278007, 50345278008, 50345278009, 50345278010		

METHOD BLANK:	3380248	Matrix:	Water
Associated Lab Samples:	50345278001, 50345278002, 50345278003, 50345278004, 50345278005, 50345278006, 50345278007, 50345278008, 50345278009, 50345278010		

Parameter	Units	Blank Result	Reporting Limit	MDL	Analyzed	Qualifiers
Chloride	mg/L	ND	0.25	0.067	06/02/23 16:14	
Fluoride	mg/L	ND	0.10	0.017	06/02/23 16:14	
Sulfate	mg/L	ND	0.25	0.085	06/02/23 16:14	

LABORATORY CONTROL SAMPLE: 3380249						
Parameter	Units	Spike Conc.	LCS Result	LCS % Rec	% Rec Limits	Qualifiers
Chloride	mg/L	2.5	2.5	101	80-120	
Fluoride	mg/L	1	1.0	100	80-120	
Sulfate	mg/L	5	4.8	96	80-120	

MATRIX SPIKE & MATRIX SPIKE DUPLICATE: 3380250												3380251	
Parameter	Units	50345278010 Result	MS Spike Conc.	MSD Spike Conc.	MS Result	MSD Result	MS % Rec	MSD % Rec	% Rec Limits	RPD	Max RPD	Qual	
Chloride	mg/L	26.5	25	25	50.4	50.5	96	96	80-120	0	15		
Fluoride	mg/L	0.10	1	1	1.1	1.1	104	104	80-120	0	15		
Sulfate	mg/L	65.5	50	50	111	111	91	90	80-120	0	15		

Results presented on this page are in the units indicated by the "Units" column except where an alternate unit is presented to the right of the result.

REPORT OF LABORATORY ANALYSIS

This report shall not be reproduced, except in full, without the written consent of Pace Analytical Services, LLC.



QUALITY CONTROL DATA

Project: Harding Street P1R1
 Pace Project No.: 50345278

QC Batch: 736364 Analysis Method: EPA 7470
 QC Batch Method: EPA 7470 Analysis Description: 7470 Mercury
 Laboratory: Pace Analytical Services - Indianapolis
 Associated Lab Samples: 50345278001, 50345278002, 50345278003, 50345278004, 50345278005, 50345278006, 50345278007, 50345278008, 50345278009, 50345278010

METHOD BLANK: 3379119 Matrix: Water
 Associated Lab Samples: 50345278001, 50345278002, 50345278003, 50345278004, 50345278005, 50345278006, 50345278007, 50345278008, 50345278009, 50345278010

Parameter	Units	Blank Result	Reporting Limit	MDL	Analyzed	Qualifiers
Mercury	ug/L	ND	0.20	0.12	05/31/23 09:41	

LABORATORY CONTROL SAMPLE: 3379120

Parameter	Units	Spike Conc.	LCS Result	LCS % Rec	% Rec Limits	Qualifiers
Mercury	ug/L	5	5.7	114	80-120	

MATRIX SPIKE & MATRIX SPIKE DUPLICATE: 3379121 3379122

Parameter	Units	50345278010 Result	MS Spike Conc.	MSD Spike Conc.	MS Result	MSD Result	MS % Rec	MSD % Rec	% Rec Limits	RPD	Max RPD	Qual
Mercury	ug/L	ND	5	5	5.6	5.5	111	110	75-125	1	20	

Results presented on this page are in the units indicated by the "Units" column except where an alternate unit is presented to the right of the result.

REPORT OF LABORATORY ANALYSIS

This report shall not be reproduced, except in full,
 without the written consent of Pace Analytical Services, LLC.



QUALITY CONTROL DATA

Project: Harding Street P1R1

Pace Project No.: 50345278

QC Batch:	736215	Analysis Method:	EPA 6010
QC Batch Method:	EPA 3010	Analysis Description:	6010 MET
		Laboratory:	Pace Analytical Services - Indianapolis

Associated Lab Samples: 50345278001, 50345278002, 50345278003, 50345278004, 50345278005, 50345278006, 50345278007, 50345278008, 50345278009, 50345278010

METHOD BLANK: 3378376 Matrix: Water
 Associated Lab Samples: 50345278001, 50345278002, 50345278003, 50345278004, 50345278005, 50345278006, 50345278007, 50345278008, 50345278009, 50345278010

Parameter	Units	Blank Result	Reporting Limit	MDL	Analyzed	Qualifiers
Aluminum	ug/L	ND	200	55.4	06/02/23 09:53	
Barium	ug/L	ND	10.0	2.1	06/02/23 09:53	
Boron	ug/L	ND	100	37.6	06/02/23 09:53	
Cadmium	ug/L	ND	2.0	0.66	06/02/23 09:53	
Calcium	ug/L	ND	1000	163	06/02/23 09:53	
Iron	ug/L	ND	100	48.8	06/02/23 09:53	
Lead	ug/L	ND	10.0	2.6	06/02/23 09:53	
Lithium	ug/L	ND	20.0	6.2	06/02/23 09:53	
Magnesium	ug/L	ND	1000	71.8	06/02/23 09:53	
Manganese	ug/L	ND	10.0	2.5	06/02/23 09:53	
Molybdenum	ug/L	ND	10.0	3.7	06/02/23 09:53	
Potassium	ug/L	ND	1000	281	06/02/23 09:53	
Silica	ug/L	ND	450		06/02/23 09:53	N2
Sodium	ug/L	ND	1000	214	06/02/23 09:53	

LABORATORY CONTROL SAMPLE: 3378377

Parameter	Units	Spike Conc.	LCS Result	LCS % Rec	% Rec Limits	Qualifiers
Aluminum	ug/L	5000	5050	101	80-120	
Barium	ug/L	1000	1040	104	80-120	
Boron	ug/L	1000	997	100	80-120	
Cadmium	ug/L	1000	999	100	80-120	
Calcium	ug/L	5000	5020	100	80-120	
Iron	ug/L	2500	2720	109	80-120	
Lead	ug/L	1000	983	98	80-120	
Lithium	ug/L	1000	1010	101	80-120	
Magnesium	ug/L	5000	5060	101	80-120	
Manganese	ug/L	1000	1010	101	80-120	
Molybdenum	ug/L	1000	1050	105	80-120	
Potassium	ug/L	5000	4940	99	80-120	
Silica	ug/L	5350	5450	102	80-120	N2
Sodium	ug/L	5000	4980	100	80-120	

Results presented on this page are in the units indicated by the "Units" column except where an alternate unit is presented to the right of the result.

REPORT OF LABORATORY ANALYSIS

This report shall not be reproduced, except in full, without the written consent of Pace Analytical Services, LLC.



QUALITY CONTROL DATA

Project: Harding Street P1R1

Pace Project No.: 50345278

MATRIX SPIKE & MATRIX SPIKE DUPLICATE: 3378378 3378379													
Parameter	Units	50345278010		MS	MSD	MS		MSD		% Rec Limits	RPD	Max RPD	Qual
		Result	Conc.	Spike Conc.	Spike Conc.	Result	Result	% Rec	% Rec				
Aluminum	ug/L	ND	5000	5000	4670	4840	93	97	75-125	4	20		
Barium	ug/L	75.0	1000	1000	1030	1080	96	101	75-125	5	20		
Boron	ug/L	190	1000	1000	1150	1200	96	100	75-125	3	20		
Cadmium	ug/L	ND	1000	1000	960	1000	96	100	75-125	4	20		
Calcium	ug/L	102000	5000	5000	104000	108000	36	108	75-125	3	20	P6	
Iron	ug/L	1380	2500	2500	3840	3950	98	103	75-125	3	20		
Lead	ug/L	ND	1000	1000	896	933	90	93	75-125	4	20		
Lithium	ug/L	ND	1000	1000	984	1030	98	103	75-125	5	20		
Magnesium	ug/L	32000	5000	5000	35900	36800	78	95	75-125	2	20		
Manganese	ug/L	120	1000	1000	1050	1090	93	97	75-125	3	20		
Molybdenum	ug/L	ND	1000	1000	1000	1050	100	105	75-125	5	20		
Potassium	ug/L	2060	5000	5000	6820	7050	95	100	75-125	3	20		
Silica	ug/L	12800	5350	5350	17500	18100	87	99	75-125	3	20	N2	
Sodium	ug/L	20900	5000	5000	25100	26000	84	102	75-125	3	20		

Results presented on this page are in the units indicated by the "Units" column except where an alternate unit is presented to the right of the result.

REPORT OF LABORATORY ANALYSIS

This report shall not be reproduced, except in full, without the written consent of Pace Analytical Services, LLC.



QUALITY CONTROL DATA

Project: Harding Street P1R1

Pace Project No.: 50345278

QC Batch:	736427	Analysis Method:	EPA 6010
QC Batch Method:	EPA 3010	Analysis Description:	6010 MET Dissolved
		Laboratory:	Pace Analytical Services - Indianapolis
Associated Lab Samples:	50345278001, 50345278002, 50345278003, 50345278004, 50345278005, 50345278006, 50345278007, 50345278008, 50345278009, 50345278010		

METHOD BLANK:	3379297	Matrix:	Water
Associated Lab Samples:	50345278001, 50345278002, 50345278003, 50345278004, 50345278005, 50345278006, 50345278007, 50345278008, 50345278009, 50345278010		

Parameter	Units	Blank Result	Reporting Limit	MDL	Analyzed	Qualifiers
Iron, Dissolved	ug/L	ND	100	48.8	06/02/23 03:47	
Manganese, Dissolved	ug/L	ND	10.0	2.5	06/02/23 03:47	
Molybdenum, Dissolved	ug/L	ND	10.0	3.7	06/02/23 03:47	

LABORATORY CONTROL SAMPLE:	3379298					
Parameter	Units	Spike Conc.	LCS Result	LCS % Rec	% Rec Limits	Qualifiers
Iron, Dissolved	ug/L	2500	2580	103	80-120	
Manganese, Dissolved	ug/L	1000	950	95	80-120	
Molybdenum, Dissolved	ug/L	1000	1020	102	80-120	

MATRIX SPIKE & MATRIX SPIKE DUPLICATE:	3379299			3379300								
Parameter	Units	50345278010 Result	MS Spike Conc.	MSD Spike Conc.	MS Result	MSD Result	MS % Rec	MSD % Rec	% Rec Limits	RPD	Max RPD	Qual
Iron, Dissolved	ug/L	1100	2500	2500	3580	3600	99	100	75-125	1	20	
Manganese, Dissolved	ug/L	113	1000	1000	1030	1040	91	92	75-125	1	20	
Molybdenum, Dissolved	ug/L	ND	1000	1000	1020	1040	102	103	75-125	1	20	

Results presented on this page are in the units indicated by the "Units" column except where an alternate unit is presented to the right of the result.

REPORT OF LABORATORY ANALYSIS

This report shall not be reproduced, except in full, without the written consent of Pace Analytical Services, LLC.



QUALITY CONTROL DATA

Project: Harding Street P1R1

Pace Project No.: 50345278

QC Batch:	736321	Analysis Method:	EPA 6020
QC Batch Method:	EPA 200.2	Analysis Description:	6020 MET
		Laboratory:	Pace Analytical Services - Indianapolis

Associated Lab Samples: 50345278001, 50345278002, 50345278003, 50345278004, 50345278005, 50345278006, 50345278007, 50345278008, 50345278009, 50345278010

METHOD BLANK: 3378976 Matrix: Water
 Associated Lab Samples: 50345278001, 50345278002, 50345278003, 50345278004, 50345278005, 50345278006, 50345278007, 50345278008, 50345278009, 50345278010

Parameter	Units	Blank Result	Reporting Limit	MDL	Analyzed	Qualifiers
Antimony	ug/L	ND	1.0	0.036	05/31/23 17:37	
Arsenic	ug/L	ND	1.0	0.053	05/31/23 17:37	
Beryllium	ug/L	ND	0.20	0.028	05/31/23 17:37	
Chromium	ug/L	ND	10.0	0.13	05/31/23 17:37	
Cobalt	ug/L	ND	1.0	0.032	05/31/23 17:37	
Selenium	ug/L	ND	1.0	0.23	05/31/23 17:37	
Thallium	ug/L	ND	1.0	0.033	05/31/23 17:37	

LABORATORY CONTROL SAMPLE: 3378977

Parameter	Units	Spike Conc.	LCS Result	LCS % Rec	% Rec Limits	Qualifiers
Antimony	ug/L	40	40.7	102	80-120	
Arsenic	ug/L	40	38.4	96	80-120	
Beryllium	ug/L	40	41.7	104	80-120	
Chromium	ug/L	40	39.6	99	80-120	
Cobalt	ug/L	40	40.8	102	80-120	
Selenium	ug/L	40	38.9	97	80-120	
Thallium	ug/L	40	40.1	100	80-120	

MATRIX SPIKE & MATRIX SPIKE DUPLICATE: 3378978 3378979

Parameter	Units	MS		MSD		MS % Rec	MSD % Rec	% Rec Limits	RPD	Max RPD	Qual
		50345193004 Result	Spike Conc.	Spike Conc.	Result						
Antimony	ug/L	ND	40	40	40.9	41.3	102	103	75-125	1	20
Arsenic	ug/L	ND	40	40	38.4	38.7	95	96	75-125	1	20
Beryllium	ug/L	ND	40	40	37.8	38.2	95	95	75-125	1	20
Chromium	ug/L	ND	40	40	40.2	40.9	100	101	75-125	2	20
Cobalt	ug/L	ND	40	40	38.7	39.2	96	97	75-125	1	20
Selenium	ug/L	8.5	40	40	46.4	47.8	95	98	75-125	3	20
Thallium	ug/L	ND	40	40	41.6	41.6	104	104	75-125	0	20

Results presented on this page are in the units indicated by the "Units" column except where an alternate unit is presented to the right of the result.

REPORT OF LABORATORY ANALYSIS

This report shall not be reproduced, except in full, without the written consent of Pace Analytical Services, LLC.



QUALITY CONTROL DATA

Project: Harding Street P1R1

Pace Project No.: 50345278

MATRIX SPIKE & MATRIX SPIKE DUPLICATE: 3378980 3378981												
Parameter	Units	50345278010		MS	MSD	MS		MSD		% Rec Limits	Max RPD	Qual
		Result	Conc.	Spike Conc.	Spike Conc.	Result	Result	% Rec	% Rec			
Antimony	ug/L	ND	40	40	41.6	41.8	104	104	75-125	1	20	
Arsenic	ug/L	1.5	40	40	39.3	39.3	95	95	75-125	0	20	
Beryllium	ug/L	ND	40	40	38.7	38.7	97	97	75-125	0	20	
Chromium	ug/L	ND	40	40	39.8	39.8	99	99	75-125	0	20	
Cobalt	ug/L	ND	40	40	38.0	38.1	95	95	75-125	0	20	
Selenium	ug/L	ND	40	40	38.0	37.9	95	94	75-125	0	20	
Thallium	ug/L	ND	40	40	42.1	41.7	105	104	75-125	1	20	

Results presented on this page are in the units indicated by the "Units" column except where an alternate unit is presented to the right of the result.

REPORT OF LABORATORY ANALYSIS

This report shall not be reproduced, except in full, without the written consent of Pace Analytical Services, LLC.



QUALITY CONTROL DATA

Project: Harding Street P1R1

Pace Project No.: 50345278

QC Batch:	734838	Analysis Method:	SM 2320B
QC Batch Method:	SM 2320B	Analysis Description:	2320B Alkalinity
		Laboratory:	Pace Analytical Services - Indianapolis

Associated Lab Samples: 50345278008, 50345278010

METHOD BLANK: 3372530 Matrix: Water
 Associated Lab Samples: 50345278008, 50345278010

Parameter	Units	Blank Result	Reporting Limit	MDL	Analyzed	Qualifiers
Alkalinity, Total as CaCO3	mg/L	ND	10.0	10.0	05/20/23 03:27	
Alkalinity,Bicarbonate (CaCO3)	mg/L	ND	10.0	10.0	05/20/23 03:27	
Alkalinity,Carbonate (CaCO3)	mg/L	ND	10.0	10.0	05/20/23 03:27	

LABORATORY CONTROL SAMPLE: 3372531

Parameter	Units	Spike Conc.	LCS Result	LCS % Rec	% Rec Limits	Qualifiers
Alkalinity, Total as CaCO3	mg/L	50	51.4	103	90-110	

SAMPLE DUPLICATE: 3372532

Parameter	Units	50345278010 Result	Dup Result	RPD	Max RPD	Qualifiers
Alkalinity, Total as CaCO3	mg/L	335	343	2	20	
Alkalinity,Bicarbonate (CaCO3)	mg/L	335	343	2	20	
Alkalinity,Carbonate (CaCO3)	mg/L	ND	ND		20	

SAMPLE DUPLICATE: 3372533

Parameter	Units	50345371007 Result	Dup Result	RPD	Max RPD	Qualifiers
Alkalinity, Total as CaCO3	mg/L	281	275	2	20	
Alkalinity,Bicarbonate (CaCO3)	mg/L	267	262	2	20	
Alkalinity,Carbonate (CaCO3)	mg/L	14.0	12.8	9	20	

Results presented on this page are in the units indicated by the "Units" column except where an alternate unit is presented to the right of the result.

REPORT OF LABORATORY ANALYSIS

This report shall not be reproduced, except in full,
 without the written consent of Pace Analytical Services, LLC.



QUALITY CONTROL DATA

Project: Harding Street P1R1

Pace Project No.: 50345278

QC Batch: 734925

Analysis Method: SM 2320B

QC Batch Method: SM 2320B

Analysis Description: 2320B Alkalinity

Laboratory: Pace Analytical Services - Indianapolis

Associated Lab Samples: 50345278001, 50345278003, 50345278009

METHOD BLANK: 3372895

Matrix: Water

Associated Lab Samples: 50345278001, 50345278003, 50345278009

Parameter	Units	Blank Result	Reporting Limit	MDL	Analyzed	Qualifiers
Alkalinity, Total as CaCO3	mg/L	ND	10.0	10.0	05/21/23 05:54	
Alkalinity,Bicarbonate (CaCO3)	mg/L	ND	10.0	10.0	05/21/23 05:54	
Alkalinity,Carbonate (CaCO3)	mg/L	ND	10.0	10.0	05/21/23 05:54	

LABORATORY CONTROL SAMPLE: 3372896

Parameter	Units	Spike Conc.	LCS Result	LCS % Rec	% Rec Limits	Qualifiers
Alkalinity, Total as CaCO3	mg/L	50	52.3	105	90-110	

SAMPLE DUPLICATE: 3372899

Parameter	Units	50345130011 Result	Dup Result	RPD	Max RPD	Qualifiers
Alkalinity, Total as CaCO3	mg/L	144	142	1	20	
Alkalinity,Bicarbonate (CaCO3)	mg/L	144	142	1	20	
Alkalinity,Carbonate (CaCO3)	mg/L	ND	ND		20	

Results presented on this page are in the units indicated by the "Units" column except where an alternate unit is presented to the right of the result.

REPORT OF LABORATORY ANALYSIS

This report shall not be reproduced, except in full, without the written consent of Pace Analytical Services, LLC.



QUALITY CONTROL DATA

Project: Harding Street P1R1

Pace Project No.: 50345278

QC Batch:	734926	Analysis Method:	SM 2320B
QC Batch Method:	SM 2320B	Analysis Description:	2320B Alkalinity
		Laboratory:	Pace Analytical Services - Indianapolis
Associated Lab Samples:	50345278002, 50345278005, 50345278006, 50345278007		

METHOD BLANK: 3372900 Matrix: Water
 Associated Lab Samples: 50345278002, 50345278005, 50345278006, 50345278007

Parameter	Units	Blank Result	Reporting Limit	MDL	Analyzed	Qualifiers
Alkalinity, Total as CaCO3	mg/L	ND	10.0	10.0	05/21/23 08:53	
Alkalinity,Bicarbonate (CaCO3)	mg/L	ND	10.0	10.0	05/21/23 08:53	
Alkalinity,Carbonate (CaCO3)	mg/L	ND	10.0	10.0	05/21/23 08:53	

LABORATORY CONTROL SAMPLE: 3372901

Parameter	Units	Spike Conc.	LCS Result	LCS % Rec	% Rec Limits	Qualifiers
Alkalinity, Total as CaCO3	mg/L	50	51.9	104	90-110	

SAMPLE DUPLICATE: 3372902

Parameter	Units	50345193004 Result	Dup Result	RPD	Max RPD	Qualifiers
Alkalinity, Total as CaCO3	mg/L	446	457	2	20	
Alkalinity,Bicarbonate (CaCO3)	mg/L	446	457	2	20	
Alkalinity,Carbonate (CaCO3)	mg/L	ND	ND		20	

SAMPLE DUPLICATE: 3372903

Parameter	Units	50345267010 Result	Dup Result	RPD	Max RPD	Qualifiers
Alkalinity, Total as CaCO3	mg/L	347	355	2	20	
Alkalinity,Bicarbonate (CaCO3)	mg/L	347	355	2	20	
Alkalinity,Carbonate (CaCO3)	mg/L	ND	ND		20	

Results presented on this page are in the units indicated by the "Units" column except where an alternate unit is presented to the right of the result.

REPORT OF LABORATORY ANALYSIS

This report shall not be reproduced, except in full, without the written consent of Pace Analytical Services, LLC.



QUALITY CONTROL DATA

Project: Harding Street P1R1

Pace Project No.: 50345278

QC Batch: 735171

Analysis Method: SM 2320B

QC Batch Method: SM 2320B

Analysis Description: 2320B Alkalinity

Laboratory: Pace Analytical Services - Indianapolis

Associated Lab Samples: 50345278004

METHOD BLANK: 3373759

Matrix: Water

Associated Lab Samples: 50345278004

Parameter	Units	Blank Result	Reporting Limit	MDL	Analyzed	Qualifiers
Alkalinity, Total as CaCO3	mg/L	ND	10.0	10.0	05/23/23 01:21	
Alkalinity,Bicarbonate (CaCO3)	mg/L	ND	10.0	10.0	05/23/23 01:21	
Alkalinity,Carbonate (CaCO3)	mg/L	ND	10.0	10.0	05/23/23 01:21	

LABORATORY CONTROL SAMPLE: 3373760

Parameter	Units	Spike Conc.	LCS Result	LCS % Rec	% Rec Limits	Qualifiers
Alkalinity, Total as CaCO3	mg/L	50	54.3	109	90-110	

SAMPLE DUPLICATE: 3373761

Parameter	Units	50345386001 Result	Dup Result	RPD	Max RPD	Qualifiers
Alkalinity, Total as CaCO3	mg/L	56.0	55.8	0	20	
Alkalinity,Bicarbonate (CaCO3)	mg/L	39.2	39.8	2	20	
Alkalinity,Carbonate (CaCO3)	mg/L	16.8	16.0	5	20	

Results presented on this page are in the units indicated by the "Units" column except where an alternate unit is presented to the right of the result.

REPORT OF LABORATORY ANALYSIS

This report shall not be reproduced, except in full,
without the written consent of Pace Analytical Services, LLC.



QUALITY CONTROL DATA

Project: Harding Street P1R1

Pace Project No.: 50345278

QC Batch: 735602

Analysis Method: SM 2540C

QC Batch Method: SM 2540C

Analysis Description: 2540C Total Dissolved Solids

Laboratory: Pace Analytical Services - Indianapolis

Associated Lab Samples: 50345278001

METHOD BLANK: 3375321

Matrix: Water

Associated Lab Samples: 50345278001

Parameter	Units	Blank Result	Reporting Limit	MDL	Analyzed	Qualifiers
Total Dissolved Solids	mg/L	ND	10.0	10.0	05/24/23 14:55	

LABORATORY CONTROL SAMPLE: 3375322

Parameter	Units	Spike Conc.	LCS Result	LCS % Rec	% Rec Limits	Qualifiers
Total Dissolved Solids	mg/L	300	281	94	80-120	

SAMPLE DUPLICATE: 3375323

Parameter	Units	50345371014 Result	Dup Result	RPD	Max RPD	Qualifiers
Total Dissolved Solids	mg/L	522	539	3	10	

SAMPLE DUPLICATE: 3375324

Parameter	Units	50345371015 Result	Dup Result	RPD	Max RPD	Qualifiers
Total Dissolved Solids	mg/L	538	531	1	10	

Results presented on this page are in the units indicated by the "Units" column except where an alternate unit is presented to the right of the result.

REPORT OF LABORATORY ANALYSIS

This report shall not be reproduced, except in full, without the written consent of Pace Analytical Services, LLC.



QUALITY CONTROL DATA

Project: Harding Street P1R1

Pace Project No.: 50345278

QC Batch: 736765

Analysis Method: SM 4500-H+B

QC Batch Method: SM 4500-H+B

Analysis Description: 4500H+B pH

Laboratory: Pace Analytical Services - Indianapolis

Associated Lab Samples: 50345278001, 50345278002, 50345278003, 50345278004, 50345278005, 50345278006, 50345278007, 50345278008, 50345278009, 50345278010

SAMPLE DUPLICATE: 3380337

Parameter	Units	50344520003 Result	Dup Result	RPD	Max RPD	Qualifiers
pH at 25 Degrees C	Std. Units	7.4	7.5	0	2	H3

SAMPLE DUPLICATE: 3380338

Parameter	Units	50345278010 Result	Dup Result	RPD	Max RPD	Qualifiers
pH at 25 Degrees C	Std. Units	7.5	7.5	0	2	H3

Results presented on this page are in the units indicated by the "Units" column except where an alternate unit is presented to the right of the result.

REPORT OF LABORATORY ANALYSIS

This report shall not be reproduced, except in full,
without the written consent of Pace Analytical Services, LLC.



QUALITY CONTROL DATA

Project: Harding Street P1R1

Pace Project No.: 50345278

QC Batch: 734980 Analysis Method: SM 4500-S2-D
 QC Batch Method: SM 4500-S2-D Analysis Description: 4500S2D Sulfide Water
 Laboratory: Pace Analytical Services - Indianapolis
 Associated Lab Samples: 50345278001, 50345278002, 50345278003, 50345278004, 50345278005, 50345278006, 50345278007, 50345278008, 50345278009, 50345278010

METHOD BLANK: 3373058 Matrix: Water
 Associated Lab Samples: 50345278001, 50345278002, 50345278003, 50345278004, 50345278005, 50345278006, 50345278007, 50345278008, 50345278009, 50345278010

Parameter	Units	Blank Result	Reporting Limit	MDL	Analyzed	Qualifiers
Sulfide	mg/L	ND	0.10	0.025	05/22/23 11:04	

LABORATORY CONTROL SAMPLE: 3373059

Parameter	Units	Spike Conc.	LCS Result	LCS % Rec	% Rec Limits	Qualifiers
Sulfide	mg/L	0.5	0.53	105	90-110	

MATRIX SPIKE & MATRIX SPIKE DUPLICATE: 3373060 3373061

Parameter	Units	50345278010 Result	MS Spike Conc.	MSD Spike Conc.	MS Result	MSD Result	MS % Rec	MSD % Rec	% Rec Limits	RPD	Max RPD	Qual
Sulfide	mg/L	ND	0.5	0.5	0.69	0.56	133	107	90-110	21	20	M3,R2

MATRIX SPIKE SAMPLE: 3373062

Parameter	Units	50345433001 Result	Spike Conc.	MS Result	MS % Rec	% Rec Limits	Qualifiers
Sulfide	mg/L	ND	0.5	0.54	108	90-110	H3

Results presented on this page are in the units indicated by the "Units" column except where an alternate unit is presented to the right of the result.

REPORT OF LABORATORY ANALYSIS

This report shall not be reproduced, except in full, without the written consent of Pace Analytical Services, LLC.



QUALITY CONTROL DATA

Project: Harding Street P1R1

Pace Project No.: 50345278

QC Batch:	734753	Analysis Method:	HACH 8146
QC Batch Method:	HACH 8146	Analysis Description:	Iron, Ferrous
		Laboratory:	Pace Analytical Services - Indianapolis
Associated Lab Samples:	50345278001, 50345278002, 50345278003, 50345278004, 50345278005, 50345278006, 50345278007, 50345278008, 50345278009, 50345278010		

METHOD BLANK:	3371883	Matrix:	Water
Associated Lab Samples:	50345278001, 50345278002, 50345278003, 50345278004, 50345278005, 50345278006, 50345278007, 50345278008, 50345278009, 50345278010		

Parameter	Units	Blank Result	Reporting Limit	MDL	Analyzed	Qualifiers
Iron, Ferrous	mg/L	ND	0.20	0.035	05/19/23 15:16	H3,N2

LABORATORY CONTROL SAMPLE: 3371884						
Parameter	Units	Spike Conc.	LCS Result	LCS % Rec	% Rec Limits	Qualifiers
Iron, Ferrous	mg/L	1	1.0	101	90-110	H3,N2

MATRIX SPIKE & MATRIX SPIKE DUPLICATE: 3371885												3371886	
Parameter	Units	50345278010 Result	MS Spike Conc.	MSD Spike Conc.	MS Result	MSD Result	MS % Rec	MSD % Rec	% Rec Limits	RPD	Max RPD	Qual	
Iron, Ferrous	mg/L	ND	1	1	1.0	1.0	103	102	90-110	1	20	H3,N2	

Results presented on this page are in the units indicated by the "Units" column except where an alternate unit is presented to the right of the result.

REPORT OF LABORATORY ANALYSIS

This report shall not be reproduced, except in full, without the written consent of Pace Analytical Services, LLC.



QUALITY CONTROL DATA

Project: Harding Street P1R1
 Pace Project No.: 50345278

QC Batch: 734653 Analysis Method: EPA 353.2
 QC Batch Method: EPA 353.2 Analysis Description: 353.2 Nitrate + Nitrite, Unpres.
 Laboratory: Pace Analytical Services - Indianapolis
 Associated Lab Samples: 50345278001, 50345278002, 50345278003, 50345278004, 50345278005, 50345278006, 50345278007, 50345278008, 50345278009, 50345278010

METHOD BLANK: 3371492 Matrix: Water
 Associated Lab Samples: 50345278001, 50345278002, 50345278003, 50345278004, 50345278005, 50345278006, 50345278007, 50345278008, 50345278009, 50345278010

Parameter	Units	Blank Result	Reporting Limit	MDL	Analyzed	Qualifiers
Nitrogen, Nitrate	mg/L	ND	0.10	0.011	05/19/23 12:22	
Nitrogen, Nitrite	mg/L	ND	0.10	0.0040	05/19/23 12:22	

LABORATORY CONTROL SAMPLE: 3371493

Parameter	Units	Spike Conc.	LCS Result	LCS % Rec	% Rec Limits	Qualifiers
Nitrogen, Nitrate	mg/L	1	0.96	96	90-110	
Nitrogen, Nitrite	mg/L	1	1.0	100	90-110	

MATRIX SPIKE & MATRIX SPIKE DUPLICATE: 3371494 3371495

Parameter	Units	MS		MSD		MS Result	MSD Result	MS % Rec	MSD % Rec	% Rec Limits	RPD	Max RPD	Qual
		Conc.	Conc.	Result	Result								
Nitrogen, Nitrate	mg/L	ND	1	1	0.98	0.99	98	98	90-110	0	20		
Nitrogen, Nitrite	mg/L	ND	1	1	1.0	1.0	103	103	90-110	0	20		

MATRIX SPIKE SAMPLE: 3371496

Parameter	Units	50345278003 Result	Spike Conc.	MS Result	MS % Rec	% Rec Limits	Qualifiers
Nitrogen, Nitrate	mg/L	ND	1	1.0	100	90-110	
Nitrogen, Nitrite	mg/L	ND	1	1.0	105	90-110	

Results presented on this page are in the units indicated by the "Units" column except where an alternate unit is presented to the right of the result.

REPORT OF LABORATORY ANALYSIS

This report shall not be reproduced, except in full, without the written consent of Pace Analytical Services, LLC.



QUALITY CONTROL DATA

Project: Harding Street P1R1
 Pace Project No.: 50345278

QC Batch: 737105 Analysis Method: SM 5310C
 QC Batch Method: SM 5310C Analysis Description: 5310C Total Organic Carbon
 Laboratory: Pace Analytical Services - Indianapolis
 Associated Lab Samples: 50345278001, 50345278002, 50345278003, 50345278004, 50345278005, 50345278006, 50345278007, 50345278008, 50345278009, 50345278010

METHOD BLANK: 3381929 Matrix: Water
 Associated Lab Samples: 50345278001, 50345278002, 50345278003, 50345278004, 50345278005, 50345278006, 50345278007, 50345278008, 50345278009, 50345278010

Parameter	Units	Blank Result	Reporting Limit	MDL	Analyzed	Qualifiers
Total Organic Carbon	mg/L	ND	1.0	0.24	06/01/23 19:41	

LABORATORY CONTROL SAMPLE: 3381930

Parameter	Units	Spike Conc.	LCS Result	LCS % Rec	% Rec Limits	Qualifiers
Total Organic Carbon	mg/L	10	10.1	101	90-110	

MATRIX SPIKE & MATRIX SPIKE DUPLICATE: 3381931 3381932

Parameter	Units	50345278010		3381931		3381932		% Rec Limits	RPD	Max RPD	Qual	
		MS Result	MSD Result	MS Spike Conc.	MSD Spike Conc.	MS Result	MSD Result					MS % Rec
Total Organic Carbon	mg/L	ND	10	10	10	10.9	11.0	101	102	80-120	1	20

MATRIX SPIKE SAMPLE: 3381933

Parameter	Units	50345290001 Result	Spike Conc.	MS Result	MS % Rec	% Rec Limits	Qualifiers
Total Organic Carbon	mg/L	ND	10	12.4	114	80-120	

Results presented on this page are in the units indicated by the "Units" column except where an alternate unit is presented to the right of the result.

REPORT OF LABORATORY ANALYSIS

This report shall not be reproduced, except in full,
 without the written consent of Pace Analytical Services, LLC.



QUALITY CONTROL DATA

Project: Harding Street P1R1

Pace Project No.: 50345278

QC Batch:	737108	Analysis Method:	SM 5310C
QC Batch Method:	SM 5310C	Analysis Description:	5310C Dissolved Organic Carbon
		Laboratory:	Pace Analytical Services - Indianapolis

Associated Lab Samples: 50345278001, 50345278002, 50345278003, 50345278004, 50345278005, 50345278006, 50345278007, 50345278008, 50345278010

METHOD BLANK: 3381941 Matrix: Water

Associated Lab Samples: 50345278001, 50345278002, 50345278003, 50345278004, 50345278005, 50345278006, 50345278007, 50345278008, 50345278010

Parameter	Units	Blank Result	Reporting Limit	MDL	Analyzed	Qualifiers
Dissolved Organic Carbon	mg/L	ND	1.0	0.24	06/01/23 19:49	

LABORATORY CONTROL SAMPLE: 3381942

Parameter	Units	Spike Conc.	LCS Result	LCS % Rec	% Rec Limits	Qualifiers
Dissolved Organic Carbon	mg/L	10	10.2	102	90-110	

MATRIX SPIKE & MATRIX SPIKE DUPLICATE: 3381943 3381944

Parameter	Units	50345193004 Result	MS		MSD		MS % Rec	MSD % Rec	% Rec Limits	RPD	Max RPD	Qual
			Spike Conc.	MS Result	MSD Result							
Dissolved Organic Carbon	mg/L	2.1	10	11.5	11.4	94	93	80-120	1	20		

MATRIX SPIKE & MATRIX SPIKE DUPLICATE: 3381945 3381946

Parameter	Units	50345278010 Result	MS		MSD		MS % Rec	MSD % Rec	% Rec Limits	RPD	Max RPD	Qual
			Spike Conc.	MS Result	MSD Result							
Dissolved Organic Carbon	mg/L	1.2	10	11.0	8.3	98	70	80-120	28	20	M0, R1	

Results presented on this page are in the units indicated by the "Units" column except where an alternate unit is presented to the right of the result.

REPORT OF LABORATORY ANALYSIS

This report shall not be reproduced, except in full, without the written consent of Pace Analytical Services, LLC.



QUALITY CONTROL DATA

Project: Harding Street P1R1

Pace Project No.: 50345278

QC Batch: 737278

Analysis Method: SM 5310C

QC Batch Method: SM 5310C

Analysis Description: 5310C Dissolved Organic Carbon

Laboratory: Pace Analytical Services - Indianapolis

Associated Lab Samples: 50345278009

METHOD BLANK: 3382566

Matrix: Water

Associated Lab Samples: 50345278009

Parameter	Units	Blank Result	Reporting Limit	MDL	Analyzed	Qualifiers
Dissolved Organic Carbon	mg/L	ND	1.0	0.24	06/06/23 23:51	

LABORATORY CONTROL SAMPLE: 3382567

Parameter	Units	Spike Conc.	LCS Result	LCS % Rec	% Rec Limits	Qualifiers
Dissolved Organic Carbon	mg/L	10	10.0	100	90-110	

MATRIX SPIKE & MATRIX SPIKE DUPLICATE: 3382568 3382569

Parameter	Units	50345296004		3382569		MS % Rec	MSD % Rec	% Rec Limits	RPD	Max RPD	Qual
		MS Spike Conc.	MSD Spike Conc.	MS Result	MSD Result						
Dissolved Organic Carbon	mg/L	3.5	10	10	15.8	15.5	123	120	80-120	2	20 M0

MATRIX SPIKE SAMPLE: 3382570

Parameter	Units	50345846002 Result	Spike Conc.	MS Result	MS % Rec	% Rec Limits	Qualifiers
Dissolved Organic Carbon	mg/L	2.5	10	12.4	99	80-120	

Results presented on this page are in the units indicated by the "Units" column except where an alternate unit is presented to the right of the result.

REPORT OF LABORATORY ANALYSIS

This report shall not be reproduced, except in full, without the written consent of Pace Analytical Services, LLC.



ANALYTICAL RESULTS - RADIOCHEMISTRY

Project: Harding Street P1R1

Pace Project No.: 50345278

Sample: MW-3S **Lab ID: 50345278001** Collected: 05/18/23 10:03 Received: 05/18/23 15:00 Matrix: Water
 PWS: Site ID: Sample Type:

Parameters	Method	Act ± Unc (MDC) Carr Trac	Units	Analyzed	CAS No.	Qual
	Pace Analytical Services - Greensburg					
Radium-226	EPA 903.1	0.359 ± 0.602 (0.996) C:NA T:92%	pCi/L	06/17/23 16:02	13982-63-3	
	Pace Analytical Services - Greensburg					
Radium-228	EPA 904.0	0.575 ± 0.447 (0.891) C:79% T:84%	pCi/L	06/13/23 11:51	15262-20-1	
	Pace Analytical Services - Greensburg					
Total Radium	Total Radium Calculation	0.934 ± 1.05 (1.89)	pCi/L	06/19/23 08:07	7440-14-4	

REPORT OF LABORATORY ANALYSIS

This report shall not be reproduced, except in full,
 without the written consent of Pace Analytical Services, LLC.



ANALYTICAL RESULTS - RADIOCHEMISTRY

Project: Harding Street P1R1

Pace Project No.: 50345278

Sample: MW-3D **Lab ID: 50345278002** Collected: 05/18/23 11:29 Received: 05/18/23 15:00 Matrix: Water
 PWS: Site ID: Sample Type:

Parameters	Method	Act ± Unc (MDC) Carr Trac	Units	Analyzed	CAS No.	Qual
	Pace Analytical Services - Greensburg					
Radium-226	EPA 903.1	0.976 ± 0.582 (0.571) C:NA T:97%	pCi/L	06/17/23 16:02	13982-63-3	
	Pace Analytical Services - Greensburg					
Radium-228	EPA 904.0	0.599 ± 0.409 (0.788) C:78% T:86%	pCi/L	06/13/23 11:51	15262-20-1	
	Pace Analytical Services - Greensburg					
Total Radium	Total Radium Calculation	1.58 ± 0.991 (1.36)	pCi/L	06/19/23 08:07	7440-14-4	

REPORT OF LABORATORY ANALYSIS

This report shall not be reproduced, except in full, without the written consent of Pace Analytical Services, LLC.



ANALYTICAL RESULTS - RADIOCHEMISTRY

Project: Harding Street P1R1

Pace Project No.: 50345278

Sample: MW-5S **Lab ID: 50345278003** Collected: 05/18/23 13:03 Received: 05/18/23 15:00 Matrix: Water
 PWS: Site ID: Sample Type:

Parameters	Method	Act ± Unc (MDC) Carr Trac	Units	Analyzed	CAS No.	Qual
	Pace Analytical Services - Greensburg					
Radium-226	EPA 903.1	0.437 ± 0.473 (0.697) C:NA T:93%	pCi/L	06/17/23 16:18	13982-63-3	
	Pace Analytical Services - Greensburg					
Radium-228	EPA 904.0	1.73 ± 0.567 (0.748) C:81% T:83%	pCi/L	06/13/23 15:06	15262-20-1	
	Pace Analytical Services - Greensburg					
Total Radium	Total Radium Calculation	2.17 ± 1.04 (1.45)	pCi/L	06/19/23 08:07	7440-14-4	

REPORT OF LABORATORY ANALYSIS

This report shall not be reproduced, except in full,
 without the written consent of Pace Analytical Services, LLC.



ANALYTICAL RESULTS - RADIOCHEMISTRY

Project: Harding Street P1R1

Pace Project No.: 50345278

Sample: MW-141 **Lab ID: 50345278004** Collected: 05/18/23 10:00 Received: 05/18/23 15:00 Matrix: Water
 PWS: Site ID: Sample Type:

Parameters	Method	Act ± Unc (MDC) Carr Trac	Units	Analyzed	CAS No.	Qual
	Pace Analytical Services - Greensburg					
Radium-226	EPA 903.1	0.0900 ± 0.477 (0.874) C:NA T:93%	pCi/L	06/17/23 16:18	13982-63-3	
	Pace Analytical Services - Greensburg					
Radium-228	EPA 904.0	1.00 ± 0.478 (0.821) C:81% T:80%	pCi/L	06/13/23 15:06	15262-20-1	
	Pace Analytical Services - Greensburg					
Total Radium	Total Radium Calculation	1.09 ± 0.955 (1.70)	pCi/L	06/19/23 08:07	7440-14-4	

REPORT OF LABORATORY ANALYSIS

This report shall not be reproduced, except in full,
 without the written consent of Pace Analytical Services, LLC.



ANALYTICAL RESULTS - RADIOCHEMISTRY

Project: Harding Street P1R1

Pace Project No.: 50345278

Sample: MW-14IL **Lab ID: 50345278005** Collected: 05/18/23 11:15 Received: 05/18/23 15:00 Matrix: Water
 PWS: Site ID: Sample Type:

Parameters	Method	Act ± Unc (MDC) Carr Trac	Units	Analyzed	CAS No.	Qual
	Pace Analytical Services - Greensburg					
Radium-226	EPA 903.1	1.35 ± 0.748 (0.838) C:NA T:92%	pCi/L	06/17/23 16:18	13982-63-3	
	Pace Analytical Services - Greensburg					
Radium-228	EPA 904.0	0.511 ± 0.435 (0.877) C:77% T:82%	pCi/L	06/13/23 15:06	15262-20-1	
	Pace Analytical Services - Greensburg					
Total Radium	Total Radium Calculation	1.86 ± 1.18 (1.72)	pCi/L	06/19/23 08:07	7440-14-4	

REPORT OF LABORATORY ANALYSIS

This report shall not be reproduced, except in full,
 without the written consent of Pace Analytical Services, LLC.



ANALYTICAL RESULTS - RADIOCHEMISTRY

Project: Harding Street P1R1

Pace Project No.: 50345278

Sample: MW-14D1 **Lab ID: 50345278006** Collected: 05/18/23 12:30 Received: 05/18/23 15:00 Matrix: Water
 PWS: Site ID: Sample Type:

Parameters	Method	Act ± Unc (MDC) Carr Trac	Units	Analyzed	CAS No.	Qual
Pace Analytical Services - Greensburg						
Radium-226	EPA 903.1	0.586 ± 0.648 (0.991) C:NA T:95%	pCi/L	06/17/23 16:18	13982-63-3	
Pace Analytical Services - Greensburg						
Radium-228	EPA 904.0	0.746 ± 0.468 (0.892) C:79% T:84%	pCi/L	06/13/23 15:06	15262-20-1	
Pace Analytical Services - Greensburg						
Total Radium	Total Radium Calculation	1.33 ± 1.12 (1.88)	pCi/L	06/19/23 08:07	7440-14-4	

REPORT OF LABORATORY ANALYSIS

This report shall not be reproduced, except in full, without the written consent of Pace Analytical Services, LLC.



ANALYTICAL RESULTS - RADIOCHEMISTRY

Project: Harding Street P1R1

Pace Project No.: 50345278

Sample: MW-14D **Lab ID: 50345278007** Collected: 05/18/23 13:20 Received: 05/18/23 15:00 Matrix: Water
 PWS: Site ID: Sample Type:

Parameters	Method	Act ± Unc (MDC) Carr Trac	Units	Analyzed	CAS No.	Qual
	Pace Analytical Services - Greensburg					
Radium-226	EPA 903.1	0.342 ± 0.371 (0.546) C:NA T:101%	pCi/L	06/17/23 16:18	13982-63-3	
	Pace Analytical Services - Greensburg					
Radium-228	EPA 904.0	1.26 ± 0.512 (0.819) C:82% T:85%	pCi/L	06/13/23 15:06	15262-20-1	
	Pace Analytical Services - Greensburg					
Total Radium	Total Radium Calculation	1.60 ± 0.883 (1.37)	pCi/L	06/19/23 08:07	7440-14-4	

REPORT OF LABORATORY ANALYSIS

This report shall not be reproduced, except in full,
 without the written consent of Pace Analytical Services, LLC.



ANALYTICAL RESULTS - RADIOCHEMISTRY

Project: Harding Street P1R1

Pace Project No.: 50345278

Sample: MW-15S **Lab ID: 50345278008** Collected: 05/18/23 09:53 Received: 05/18/23 15:00 Matrix: Water
 PWS: Site ID: Sample Type:

Parameters	Method	Act ± Unc (MDC) Carr Trac	Units	Analyzed	CAS No.	Qual
Pace Analytical Services - Greensburg						
Radium-226	EPA 903.1	0.144 ± 0.340 (0.611) C:NA T:95%	pCi/L	06/17/23 16:18	13982-63-3	
Pace Analytical Services - Greensburg						
Radium-228	EPA 904.0	0.296 ± 0.391 (0.834) C:81% T:85%	pCi/L	06/13/23 15:06	15262-20-1	
Pace Analytical Services - Greensburg						
Total Radium	Total Radium Calculation	0.440 ± 0.731 (1.45)	pCi/L	06/19/23 08:07	7440-14-4	

REPORT OF LABORATORY ANALYSIS

This report shall not be reproduced, except in full, without the written consent of Pace Analytical Services, LLC.



ANALYTICAL RESULTS - RADIOCHEMISTRY

Project: Harding Street P1R1

Pace Project No.: 50345278

Sample: MW-151 **Lab ID: 50345278009** Collected: 05/18/23 11:20 Received: 05/18/23 15:00 Matrix: Water
 PWS: Site ID: Sample Type:

Parameters	Method	Act ± Unc (MDC) Carr Trac	Units	Analyzed	CAS No.	Qual
	Pace Analytical Services - Greensburg					
Radium-226	EPA 903.1	0.398 ± 0.406 (0.560) C:NA T:88%	pCi/L	06/17/23 16:18	13982-63-3	
	Pace Analytical Services - Greensburg					
Radium-228	EPA 904.0	0.647 ± 0.445 (0.860) C:79% T:81%	pCi/L	06/13/23 15:06	15262-20-1	
	Pace Analytical Services - Greensburg					
Total Radium	Total Radium Calculation	1.05 ± 0.851 (1.42)	pCi/L	06/19/23 08:07	7440-14-4	

REPORT OF LABORATORY ANALYSIS

This report shall not be reproduced, except in full,
 without the written consent of Pace Analytical Services, LLC.



ANALYTICAL RESULTS - RADIOCHEMISTRY

Project: Harding Street P1R1

Pace Project No.: 50345278

Sample: MW-15D **Lab ID: 50345278010** Collected: 05/18/23 12:22 Received: 05/18/23 15:00 Matrix: Water
 PWS: Site ID: Sample Type:

Parameters	Method	Act ± Unc (MDC) Carr Trac	Units	Analyzed	CAS No.	Qual
Pace Analytical Services - Greensburg						
Radium-226	EPA 903.1	0.610 ± 0.459 (0.599) C:NA T:88%	pCi/L	06/17/23 16:18	13982-63-3	
Pace Analytical Services - Greensburg						
Radium-228	EPA 904.0	0.856 ± 0.508 (0.953) C:73% T:86%	pCi/L	06/13/23 15:06	15262-20-1	
Pace Analytical Services - Greensburg						
Total Radium	Total Radium Calculation	1.47 ± 0.967 (1.55)	pCi/L	06/19/23 08:07	7440-14-4	

REPORT OF LABORATORY ANALYSIS

This report shall not be reproduced, except in full, without the written consent of Pace Analytical Services, LLC.



ANALYTICAL RESULTS - RADIOCHEMISTRY

Project: Harding Street P1R1

Pace Project No.: 50345278

Sample: MW-15D MS **Lab ID: 50345278011** Collected: 05/18/23 12:22 Received: 05/18/23 15:00 Matrix: Water
 PWS: Site ID: Sample Type:

Parameters	Method	Act ± Unc (MDC) Carr Trac	Units	Analyzed	CAS No.	Qual
	Pace Analytical Services - Greensburg					
Radium-226	EPA 903.1	119.75 %REC ± NA (NA) C:NA T:NA	pCi/L	06/17/23 16:32	13982-63-3	
	Pace Analytical Services - Greensburg					
Radium-228	EPA 904.0	73.96 %REC ± NA (NA) C:NA T:NA	pCi/L	06/13/23 15:06	15262-20-1	

REPORT OF LABORATORY ANALYSIS

This report shall not be reproduced, except in full, without the written consent of Pace Analytical Services, LLC.



ANALYTICAL RESULTS - RADIOCHEMISTRY

Project: Harding Street P1R1

Pace Project No.: 50345278

Sample: MW-15D MSD **Lab ID: 50345278012** Collected: 05/18/23 12:22 Received: 05/18/23 15:00 Matrix: Water
 PWS: Site ID: Sample Type:

Parameters	Method	Act ± Unc (MDC) Carr Trac	Units	Analyzed	CAS No.	Qual
Pace Analytical Services - Greensburg						
Radium-226	EPA 903.1	99.20 %REC 18.77RPD ± NA (NA) C:NA T:NA	pCi/L	06/17/23 16:32	13982-63-3	
Pace Analytical Services - Greensburg						
Radium-228	EPA 904.0	78.55 %REC 6.03RPD ± NA (NA) C:NA T:NA	pCi/L	06/13/23 15:07	15262-20-1	

REPORT OF LABORATORY ANALYSIS

This report shall not be reproduced, except in full, without the written consent of Pace Analytical Services, LLC.



QUALITY CONTROL - RADIOCHEMISTRY

Project: Harding Street P1R1

Pace Project No.: 50345278

QC Batch:	592539	Analysis Method:	EPA 904.0
QC Batch Method:	EPA 904.0	Analysis Description:	904.0 Radium 228
		Laboratory:	Pace Analytical Services - Greensburg

Associated Lab Samples: 50345278001, 50345278002, 50345278003, 50345278004, 50345278005, 50345278006, 50345278007, 50345278008, 50345278009, 50345278010, 50345278011, 50345278012

METHOD BLANK:	2879239	Matrix:	Water
---------------	---------	---------	-------

Associated Lab Samples: 50345278001, 50345278002, 50345278003, 50345278004, 50345278005, 50345278006, 50345278007, 50345278008, 50345278009, 50345278010, 50345278011, 50345278012

Parameter	Act ± Unc (MDC) Carr Trac	Units	Analyzed	Qualifiers
Radium-228	0.551 ± 0.368 (0.703) C:86% T:84%	pCi/L	06/13/23 11:51	

Results presented on this page are in the units indicated by the "Units" column except where an alternate unit is presented to the right of the result.

REPORT OF LABORATORY ANALYSIS

This report shall not be reproduced, except in full, without the written consent of Pace Analytical Services, LLC.



QUALITY CONTROL - RADIOCHEMISTRY

Project: Harding Street P1R1

Pace Project No.: 50345278

QC Batch:	592537	Analysis Method:	EPA 903.1
QC Batch Method:	EPA 903.1	Analysis Description:	903.1 Radium-226
		Laboratory:	Pace Analytical Services - Greensburg

Associated Lab Samples: 50345278001, 50345278002, 50345278003, 50345278004, 50345278005, 50345278006, 50345278007, 50345278008, 50345278009, 50345278010, 50345278011, 50345278012

METHOD BLANK:	2879235	Matrix:	Water
---------------	---------	---------	-------

Associated Lab Samples: 50345278001, 50345278002, 50345278003, 50345278004, 50345278005, 50345278006, 50345278007, 50345278008, 50345278009, 50345278010, 50345278011, 50345278012

Parameter	Act ± Unc (MDC) Carr Trac	Units	Analyzed	Qualifiers
Radium-226	-0.151 ± 0.274 (0.626) C:NA T:95%	pCi/L	06/17/23 15:45	

Results presented on this page are in the units indicated by the "Units" column except where an alternate unit is presented to the right of the result.

REPORT OF LABORATORY ANALYSIS

This report shall not be reproduced, except in full, without the written consent of Pace Analytical Services, LLC.



QUALIFIERS

Project: Harding Street P1R1

Pace Project No.: 50345278

DEFINITIONS

DF - Dilution Factor, if reported, represents the factor applied to the reported data due to dilution of the sample aliquot.

ND - Not Detected at or above adjusted reporting limit.

TNTC - Too Numerous To Count

J - Estimated concentration above the adjusted method detection limit and below the adjusted reporting limit.

MDL - Adjusted Method Detection Limit.

PQL - Practical Quantitation Limit.

RL - Reporting Limit - The lowest concentration value that meets project requirements for quantitative data with known precision and bias for a specific analyte in a specific matrix.

S - Surrogate

1,2-Diphenylhydrazine decomposes to and cannot be separated from Azobenzene using Method 8270. The result for each analyte is a combined concentration.

Consistent with EPA guidelines, unrounded data are displayed and have been used to calculate % recovery and RPD values.

LCS(D) - Laboratory Control Sample (Duplicate)

MS(D) - Matrix Spike (Duplicate)

DUP - Sample Duplicate

RPD - Relative Percent Difference

NC - Not Calculable.

SG - Silica Gel - Clean-Up

U - Indicates the compound was analyzed for, but not detected.

N-Nitrosodiphenylamine decomposes and cannot be separated from Diphenylamine using Method 8270. The result reported for each analyte is a combined concentration.

Reported results are not rounded until the final step prior to reporting. Therefore, calculated parameters that are typically reported as "Total" may vary slightly from the sum of the reported component parameters.

Act - Activity

Unc - Uncertainty: SDWA = 1.96 sigma count uncertainty, all other matrices = Expanded Uncertainty (95% confidence interval).

Gamma Spec = Expanded Uncertainty (95.4% Confidence Interval)

(MDC) - Minimum Detectable Concentration

Trac - Tracer Recovery (%)

Carr - Carrier Recovery (%)

Pace Analytical is TNI accredited. Contact your Pace PM for the current list of accredited analytes.

TNI - The NELAC Institute.

ANALYTE QUALIFIERS

D3 Sample was diluted due to the presence of high levels of non-target analytes or other matrix interference.

H3 Sample was received or analysis requested beyond the recognized method holding time.

M0 Matrix spike recovery and/or matrix spike duplicate recovery was outside laboratory control limits.

M3 Matrix spike recovery was outside laboratory control limits due to matrix interferences.

N2 The lab does not hold NELAC/TNI accreditation for this parameter but other accreditations/certifications may apply. A complete list of accreditations/certifications is available upon request.

P6 Matrix spike recovery was outside laboratory control limits due to a parent sample concentration notably higher than the spike level.

R1 RPD value was outside control limits.

R2 RPD value was outside control limits due to matrix interference

REPORT OF LABORATORY ANALYSIS

This report shall not be reproduced, except in full,
without the written consent of Pace Analytical Services, LLC.



QUALITY CONTROL DATA CROSS REFERENCE TABLE

Project: Harding Street P1R1

Pace Project No.: 50345278

Lab ID	Sample ID	QC Batch Method	QC Batch	Analytical Method	Analytical Batch
50345278001	MW-3S	EPA 9056	736743		
50345278002	MW-3D	EPA 9056	736743		
50345278003	MW-5S	EPA 9056	736743		
50345278004	MW-14I	EPA 9056	736743		
50345278005	MW-14IL	EPA 9056	736743		
50345278006	MW-14D1	EPA 9056	736743		
50345278007	MW-14D	EPA 9056	736743		
50345278008	MW-15S	EPA 9056	736743		
50345278009	MW-15I	EPA 9056	736743		
50345278010	MW-15D	EPA 9056	736743		
50345278001	MW-3S	EPA 3010	736215	EPA 6010	737221
50345278002	MW-3D	EPA 3010	736215	EPA 6010	737221
50345278003	MW-5S	EPA 3010	736215	EPA 6010	737221
50345278004	MW-14I	EPA 3010	736215	EPA 6010	737221
50345278005	MW-14IL	EPA 3010	736215	EPA 6010	737221
50345278006	MW-14D1	EPA 3010	736215	EPA 6010	737221
50345278007	MW-14D	EPA 3010	736215	EPA 6010	737221
50345278008	MW-15S	EPA 3010	736215	EPA 6010	737221
50345278009	MW-15I	EPA 3010	736215	EPA 6010	737221
50345278010	MW-15D	EPA 3010	736215	EPA 6010	737221
50345278001	MW-3S	EPA 3010	736427	EPA 6010	737177
50345278002	MW-3D	EPA 3010	736427	EPA 6010	737177
50345278003	MW-5S	EPA 3010	736427	EPA 6010	737177
50345278004	MW-14I	EPA 3010	736427	EPA 6010	737177
50345278005	MW-14IL	EPA 3010	736427	EPA 6010	737177
50345278006	MW-14D1	EPA 3010	736427	EPA 6010	737177
50345278007	MW-14D	EPA 3010	736427	EPA 6010	737177
50345278008	MW-15S	EPA 3010	736427	EPA 6010	737177
50345278009	MW-15I	EPA 3010	736427	EPA 6010	737177
50345278010	MW-15D	EPA 3010	736427	EPA 6010	737177
50345278001	MW-3S	EPA 200.2	736321	EPA 6020	736487
50345278002	MW-3D	EPA 200.2	736321	EPA 6020	736487
50345278003	MW-5S	EPA 200.2	736321	EPA 6020	736487
50345278004	MW-14I	EPA 200.2	736321	EPA 6020	736487
50345278005	MW-14IL	EPA 200.2	736321	EPA 6020	736487
50345278006	MW-14D1	EPA 200.2	736321	EPA 6020	736487
50345278007	MW-14D	EPA 200.2	736321	EPA 6020	736487
50345278008	MW-15S	EPA 200.2	736321	EPA 6020	736487
50345278009	MW-15I	EPA 200.2	736321	EPA 6020	736487
50345278010	MW-15D	EPA 200.2	736321	EPA 6020	736487
50345278001	MW-3S	EPA 7470	736364	EPA 7470	736608
50345278002	MW-3D	EPA 7470	736364	EPA 7470	736608
50345278003	MW-5S	EPA 7470	736364	EPA 7470	736608
50345278004	MW-14I	EPA 7470	736364	EPA 7470	736608
50345278005	MW-14IL	EPA 7470	736364	EPA 7470	736608
50345278006	MW-14D1	EPA 7470	736364	EPA 7470	736608
50345278007	MW-14D	EPA 7470	736364	EPA 7470	736608

REPORT OF LABORATORY ANALYSIS

This report shall not be reproduced, except in full, without the written consent of Pace Analytical Services, LLC.

**QUALITY CONTROL DATA CROSS REFERENCE TABLE**

Project: Harding Street P1R1

Pace Project No.: 50345278

Lab ID	Sample ID	QC Batch Method	QC Batch	Analytical Method	Analytical Batch
50345278008	MW-15S	EPA 7470	736364	EPA 7470	736608
50345278009	MW-15I	EPA 7470	736364	EPA 7470	736608
50345278010	MW-15D	EPA 7470	736364	EPA 7470	736608
50345278001	MW-3S	EPA 903.1	592537		
50345278002	MW-3D	EPA 903.1	592537		
50345278003	MW-5S	EPA 903.1	592537		
50345278004	MW-14I	EPA 903.1	592537		
50345278005	MW-14IL	EPA 903.1	592537		
50345278006	MW-14D1	EPA 903.1	592537		
50345278007	MW-14D	EPA 903.1	592537		
50345278008	MW-15S	EPA 903.1	592537		
50345278009	MW-15I	EPA 903.1	592537		
50345278010	MW-15D	EPA 903.1	592537		
50345278011	MW-15D MS	EPA 903.1	592537		
50345278012	MW-15D MSD	EPA 903.1	592537		
50345278001	MW-3S	EPA 904.0	592539		
50345278002	MW-3D	EPA 904.0	592539		
50345278003	MW-5S	EPA 904.0	592539		
50345278004	MW-14I	EPA 904.0	592539		
50345278005	MW-14IL	EPA 904.0	592539		
50345278006	MW-14D1	EPA 904.0	592539		
50345278007	MW-14D	EPA 904.0	592539		
50345278008	MW-15S	EPA 904.0	592539		
50345278009	MW-15I	EPA 904.0	592539		
50345278010	MW-15D	EPA 904.0	592539		
50345278011	MW-15D MS	EPA 904.0	592539		
50345278012	MW-15D MSD	EPA 904.0	592539		
50345278001	MW-3S	Total Radium Calculation	595779		
50345278002	MW-3D	Total Radium Calculation	595779		
50345278003	MW-5S	Total Radium Calculation	595779		
50345278004	MW-14I	Total Radium Calculation	595779		
50345278005	MW-14IL	Total Radium Calculation	595779		
50345278006	MW-14D1	Total Radium Calculation	595779		
50345278007	MW-14D	Total Radium Calculation	595779		
50345278008	MW-15S	Total Radium Calculation	595779		
50345278009	MW-15I	Total Radium Calculation	595779		
50345278010	MW-15D	Total Radium Calculation	595779		
50345278001	MW-3S	SM 2320B	734925		
50345278002	MW-3D	SM 2320B	734926		
50345278003	MW-5S	SM 2320B	734925		
50345278004	MW-14I	SM 2320B	735171		
50345278005	MW-14IL	SM 2320B	734926		
50345278006	MW-14D1	SM 2320B	734926		
50345278007	MW-14D	SM 2320B	734926		

REPORT OF LABORATORY ANALYSIS

This report shall not be reproduced, except in full,
without the written consent of Pace Analytical Services, LLC.



QUALITY CONTROL DATA CROSS REFERENCE TABLE

Project: Harding Street P1R1

Pace Project No.: 50345278

Lab ID	Sample ID	QC Batch Method	QC Batch	Analytical Method	Analytical Batch
50345278008	MW-15S	SM 2320B	734838		
50345278009	MW-15I	SM 2320B	734925		
50345278010	MW-15D	SM 2320B	734838		
50345278001	MW-3S	SM 2540C	735602		
50345278002	MW-3D	SM 2540C	735667		
50345278003	MW-5S	SM 2540C	735667		
50345278004	MW-14I	SM 2540C	735667		
50345278005	MW-14IL	SM 2540C	735667		
50345278006	MW-14D1	SM 2540C	735667		
50345278007	MW-14D	SM 2540C	735667		
50345278008	MW-15S	SM 2540C	735667		
50345278009	MW-15I	SM 2540C	735667		
50345278010	MW-15D	SM 2540C	735667		
50345278001	MW-3S	SM 4500-H+B	736765		
50345278002	MW-3D	SM 4500-H+B	736765		
50345278003	MW-5S	SM 4500-H+B	736765		
50345278004	MW-14I	SM 4500-H+B	736765		
50345278005	MW-14IL	SM 4500-H+B	736765		
50345278006	MW-14D1	SM 4500-H+B	736765		
50345278007	MW-14D	SM 4500-H+B	736765		
50345278008	MW-15S	SM 4500-H+B	736765		
50345278009	MW-15I	SM 4500-H+B	736765		
50345278010	MW-15D	SM 4500-H+B	736765		
50345278001	MW-3S	SM 4500-S2-D	734980		
50345278002	MW-3D	SM 4500-S2-D	734980		
50345278003	MW-5S	SM 4500-S2-D	734980		
50345278004	MW-14I	SM 4500-S2-D	734980		
50345278005	MW-14IL	SM 4500-S2-D	734980		
50345278006	MW-14D1	SM 4500-S2-D	734980		
50345278007	MW-14D	SM 4500-S2-D	734980		
50345278008	MW-15S	SM 4500-S2-D	734980		
50345278009	MW-15I	SM 4500-S2-D	734980		
50345278010	MW-15D	SM 4500-S2-D	734980		
50345278001	MW-3S	HACH 8146	734753		
50345278002	MW-3D	HACH 8146	734753		
50345278003	MW-5S	HACH 8146	734753		
50345278004	MW-14I	HACH 8146	734753		
50345278005	MW-14IL	HACH 8146	734753		
50345278006	MW-14D1	HACH 8146	734753		
50345278007	MW-14D	HACH 8146	734753		
50345278008	MW-15S	HACH 8146	734753		
50345278009	MW-15I	HACH 8146	734753		
50345278010	MW-15D	HACH 8146	734753		
50345278001	MW-3S	EPA 353.2	734653		
50345278002	MW-3D	EPA 353.2	734653		

REPORT OF LABORATORY ANALYSIS

This report shall not be reproduced, except in full, without the written consent of Pace Analytical Services, LLC.



QUALITY CONTROL DATA CROSS REFERENCE TABLE

Project: Harding Street P1R1

Pace Project No.: 50345278

Lab ID	Sample ID	QC Batch Method	QC Batch	Analytical Method	Analytical Batch
50345278003	MW-5S	EPA 353.2	734653		
50345278004	MW-14I	EPA 353.2	734653		
50345278005	MW-14IL	EPA 353.2	734653		
50345278006	MW-14D1	EPA 353.2	734653		
50345278007	MW-14D	EPA 353.2	734653		
50345278008	MW-15S	EPA 353.2	734653		
50345278009	MW-15I	EPA 353.2	734653		
50345278010	MW-15D	EPA 353.2	734653		
50345278001	MW-3S	EPA 365.1	736255	EPA 365.1	736780
50345278002	MW-3D	EPA 365.1	736255	EPA 365.1	736780
50345278003	MW-5S	EPA 365.1	736255	EPA 365.1	736780
50345278004	MW-14I	EPA 365.1	736255	EPA 365.1	736780
50345278005	MW-14IL	EPA 365.1	736255	EPA 365.1	736780
50345278006	MW-14D1	EPA 365.1	736255	EPA 365.1	736780
50345278007	MW-14D	EPA 365.1	736255	EPA 365.1	736780
50345278008	MW-15S	EPA 365.1	736255	EPA 365.1	736780
50345278009	MW-15I	EPA 365.1	736255	EPA 365.1	736780
50345278010	MW-15D	EPA 365.1	736255	EPA 365.1	736780
50345278001	MW-3S	SM 5310C	737105		
50345278002	MW-3D	SM 5310C	737105		
50345278003	MW-5S	SM 5310C	737105		
50345278004	MW-14I	SM 5310C	737105		
50345278005	MW-14IL	SM 5310C	737105		
50345278006	MW-14D1	SM 5310C	737105		
50345278007	MW-14D	SM 5310C	737105		
50345278008	MW-15S	SM 5310C	737105		
50345278009	MW-15I	SM 5310C	737105		
50345278010	MW-15D	SM 5310C	737105		
50345278001	MW-3S	SM 5310C	737108		
50345278002	MW-3D	SM 5310C	737108		
50345278003	MW-5S	SM 5310C	737108		
50345278004	MW-14I	SM 5310C	737108		
50345278005	MW-14IL	SM 5310C	737108		
50345278006	MW-14D1	SM 5310C	737108		
50345278007	MW-14D	SM 5310C	737108		
50345278008	MW-15S	SM 5310C	737108		
50345278009	MW-15I	SM 5310C	737278		
50345278010	MW-15D	SM 5310C	737108		

REPORT OF LABORATORY ANALYSIS

This report shall not be reproduced, except in full, without the written consent of Pace Analytical Services, LLC.



SAMPLE CONDITION UPON RECEIPT FORM

Date/Time and Initials of person examining contents: DP 5/18/23 1621

1. Courier: FED EX UPS CLIENT PACE USPS OTHER _____

2. Custody Seal on Cooler/Box Present: Yes No
 (If yes) Seals Intact: Yes No (leave blank if no seals were present)

3. Thermometer: 1 2 3 4 5 6 A B C D E F

4. Cooler Temperature(s): 1.6/1.6 0.9/0.9 1.3/1.3 1.0/1.0
 (Initial/Corrected) RECORD TEMPS OF ALL COOLERS RECEIVED (use Comments below to add more)

5. Packing Material: Bubble Wrap Bubble Bags
 None Other _____

6. Ice Type: Wet Blue None

7. If temp. is over 6°C or under 0°C, was the PM notified?: Yes No
 Cooler temp should be above freezing to 6°C

All discrepancies will be written out in the comments section below.

	Yes	No		Yes	No	N/A
USDA Regulated Soils? (HI, ID, NY, WA, OR, CA, NM, TX, OK, AR, LA, TN, AL, MS, NC, SC, GA, FL, or Puerto Rico)		/	All containers needing acid/base preservation have been pH CHECKED?: Exceptions: VOA, coliform, LLHg, O&G, RAD CHEM, and any container with a septum cap or preserved with HCl			
Short Hold Time Analysis (48 hours or less)? Analysis: <u>N. Frank</u>	/		Circle: <u>HNO3 (<2)</u> <u>H2SO4 (<2)</u> <u>NaOH (>10)</u> <u>NaOH/ZnAc (>9)</u> Any non-conformance to pH recommendations will be noted on the container count form	/		
Time 5035A TC placed in Freezer or Short Holds To Lab Time: <u>17:25</u>			Residual Chlorine Check (SVOC 625 Pest/PCB 608)	<u>Present</u>	<u>Absent</u>	<u>N/A</u>
Rush TAT Requested (4 days or less):		/	Residual Chlorine Check (Total/Amenable/Free Cyanide)			/
Custody Signatures Present?	/		Headspace Wisconsin Sulfide?			/
Containers Intact?:	/		Headspace in VOA Vials (>6mm): See Container Count form for details	<u>Present</u>	<u>Absent</u>	<u>No VOA Vials Sent</u>
Sample Label (IDs/Dates/Times) Match COC?: Except TCs, which only require sample ID	/		Trip Blank Present?		/	
Extra labels on Terracore Vials? (soils only)			Trip Blank Custody Seals?:			/

COMMENTS:



August 01, 2023

Mr. Mark Breting
ATC Group Services
7988 Centerpoint Drive
Suite 100
Indianapolis, IN 46256

RE: Project: Harding Street P1R1
Pace Project No.: 50345388

Dear Mr. Breting:

Enclosed are the analytical results for sample(s) received by the laboratory on May 19, 2023. The results relate only to the samples included in this report. Results reported herein conform to the applicable TNI/NELAC Standards and the laboratory's Quality Manual, where applicable, unless otherwise noted in the body of the report.

The test results provided in this final report were generated by each of the following laboratories within the Pace Network:

- Pace Analytical Services - Indianapolis
- Pace Analytical Services - Greensburg

If you have any questions concerning this report, please feel free to contact me.

Sincerely,

Will Statz
will.statz@pacelabs.com
(317)228-3105
Project Manager

Enclosures

cc: Mohammed Bazlamit, Atlas
Mr. Robert Miller, Haley & Aldrich



REPORT OF LABORATORY ANALYSIS

This report shall not be reproduced, except in full,
without the written consent of Pace Analytical Services, LLC.



CERTIFICATIONS

Project: Harding Street P1R1

Pace Project No.: 50345388

Pace Analytical Services Pennsylvania

1638 Roseytown Rd Suites 2,3&4, Greensburg, PA 15601
 ANAB DOD-ELAP Rad Accreditation #: L2417
 ANABISO/IEC 17025:2017 Rad Cert#: L24170
 Alabama Certification #: 41590
 Arizona Certification #: AZ0734
 Arkansas Certification
 California Certification #: 2950
 Colorado Certification #: PA01547
 Connecticut Certification #: PH-0694
 EPA Region 4 DW Rad
 Florida/TNI Certification #: E87683
 Georgia Certification #: C040
 Guam Certification
 Hawaii Certification
 Idaho Certification
 Illinois Certification
 Indiana Certification
 Iowa Certification #: 391
 Kansas Certification #: E-10358
 Kentucky Certification #: KY90133
 KY WW Permit #: KY0098221
 KY WW Permit #: KY0000221
 Louisiana DHH/TNI Certification #: LA010
 Louisiana DEQ/TNI Certification #: 04086
 Maine Certification #: 2023021
 Maryland Certification #: 308
 Massachusetts Certification #: M-PA1457
 Michigan/PADEP Certification #: 9991

Missouri Certification #: 235
 Montana Certification #: Cert0082
 Nebraska Certification #: NE-OS-29-14
 Nevada Certification #: PA014572023-03
 New Hampshire/TNI Certification #: 297622
 New Jersey/TNI Certification #: PA051
 New Mexico Certification #: PA01457
 New York/TNI Certification #: 10888
 North Carolina Certification #: 42706
 North Dakota Certification #: R-190
 Ohio EPA Rad Approval: #41249
 Oregon/TNI Certification #: PA200002-015
 Pennsylvania/TNI Certification #: 65-00282
 Puerto Rico Certification #: PA01457
 Rhode Island Certification #: 65-00282
 South Dakota Certification
 Tennessee Certification #: TN02867
 Texas/TNI Certification #: T104704188-22-18
 Utah/TNI Certification #: PA014572223-14
 USDA Soil Permit #: 525-23-67-77263
 Vermont Dept. of Health: ID# VT-0282
 Virgin Island/PADEP Certification
 Virginia/VELAP Certification #: 460198
 Washington Certification #: C868
 West Virginia DEP Certification #: 143
 West Virginia DHHR Certification #: 9964C
 Wisconsin Approve List for Rad

Pace Analytical Services Indianapolis

7726 Moller Road, Indianapolis, IN 46268
 Illinois Accreditation #: 200074
 Indiana Drinking Water Laboratory #: C-49-06
 Kansas/TNI Certification #: E-10177
 Kentucky UST Agency Interest #: 80226
 Kentucky WW Laboratory ID #: 98019
 Michigan Drinking Water Laboratory #9050

Ohio VAP Certified Laboratory #: CL0065
 Oklahoma Laboratory #: 9204
 Texas Certification #: T104704355
 Wisconsin Laboratory #: 999788130
 USDA Foreign Soil Permit #: 525-23-13-23119
 USDA Compliance Agreement #: IN-SL-22-001

REPORT OF LABORATORY ANALYSIS

This report shall not be reproduced, except in full,
 without the written consent of Pace Analytical Services, LLC.



SAMPLE SUMMARY

Project: Harding Street P1R1
Pace Project No.: 50345388

Lab ID	Sample ID	Matrix	Date Collected	Date Received
50345388001	MW-5D	Water	05/19/23 10:34	05/19/23 15:15
50345388002	DUP-1	Water	05/19/23 08:00	05/19/23 15:15

REPORT OF LABORATORY ANALYSIS

This report shall not be reproduced, except in full,
without the written consent of Pace Analytical Services, LLC.



SAMPLE ANALYTE COUNT

Project: Harding Street P1R1

Pace Project No.: 50345388

Lab ID	Sample ID	Method	Analysts	Analytes Reported	Laboratory		
50345388001	MW-5D	EPA 9056	ADM	3	PASI-I		
		EPA 6010	JPK	14	PASI-I		
		EPA 6010	JPK	3	PASI-I		
		EPA 6020	DMT	7	PASI-I		
		EPA 7470	ILP	1	PASI-I		
		EPA 903.1	JLJ	1	PASI-PA		
		EPA 904.0	VAL	1	PASI-PA		
		Total Radium Calculation	JAL	1	PASI-PA		
		SM 2320B	DAW	3	PASI-I		
		SM 2540C	TRK	1	PASI-I		
		SM 4500-H+B	RJP	1	PASI-I		
		SM 4500-S2-D	BEP	1	PASI-I		
		HACH 8146	BEP	1	PASI-I		
		EPA 353.2	ZM	2	PASI-I		
		EPA 365.1	YAM	1	PASI-I		
		SM 5310C	MMS	1	PASI-I		
		SM 5310C	MMS	1	PASI-I		
		50345388002	DUP-1	EPA 9056	ADM	3	PASI-I
				EPA 6010	JPK	14	PASI-I
				EPA 6010	JPK	3	PASI-I
EPA 6020	DMT			7	PASI-I		
EPA 7470	ILP			1	PASI-I		
EPA 903.1	JLJ			1	PASI-PA		
EPA 904.0	VAL			1	PASI-PA		
Total Radium Calculation	JAL			1	PASI-PA		
SM 2320B	DAW			3	PASI-I		
SM 2540C	AEL			1	PASI-I		
SM 4500-H+B	RJP			1	PASI-I		
SM 4500-S2-D	BEP			1	PASI-I		
HACH 8146	BEP			1	PASI-I		
EPA 353.2	ZM			2	PASI-I		
EPA 365.1	YAM			1	PASI-I		
SM 5310C	MMS			1	PASI-I		
SM 5310C	MMS			1	PASI-I		

PASI-I = Pace Analytical Services - Indianapolis
PASI-PA = Pace Analytical Services - Greensburg

REPORT OF LABORATORY ANALYSIS

This report shall not be reproduced, except in full,
without the written consent of Pace Analytical Services, LLC.



SUMMARY OF DETECTION

Project: Harding Street P1R1
 Pace Project No.: 50345388

Lab Sample ID	Client Sample ID	Result	Units	Report Limit	Analyzed	Qualifiers
Method	Parameters					
50345388001	MW-5D					
EPA 9056	Chloride	178	mg/L	25.0	06/02/23 09:06	
EPA 9056	Fluoride	0.82	mg/L	0.10	06/02/23 08:30	
EPA 9056	Sulfate	417	mg/L	2.5	06/02/23 08:48	
EPA 6010	Barium	35.4	ug/L	10.0	06/02/23 22:17	
EPA 6010	Boron	4420	ug/L	100	06/02/23 22:17	
EPA 6010	Calcium	182000	ug/L	1000	06/02/23 22:17	
EPA 6010	Iron	3100	ug/L	100	06/02/23 22:17	
EPA 6010	Lithium	65.5	ug/L	20.0	06/02/23 22:17	
EPA 6010	Magnesium	50800	ug/L	1000	06/02/23 22:17	
EPA 6010	Manganese	274	ug/L	10.0	06/02/23 22:17	
EPA 6010	Molybdenum	173	ug/L	10.0	06/02/23 22:17	
EPA 6010	Potassium	10100	ug/L	1000	06/02/23 22:17	
EPA 6010	Silica	13700	ug/L	450	06/02/23 22:17	N2
EPA 6010	Sodium	142000	ug/L	1000	06/02/23 22:17	
EPA 6010	Iron, Dissolved	2960	ug/L	100	06/02/23 03:02	
EPA 6010	Manganese, Dissolved	266	ug/L	10.0	06/02/23 03:02	
EPA 6010	Molybdenum, Dissolved	173	ug/L	10.0	06/02/23 03:02	
EPA 6020	Arsenic	97.8	ug/L	1.0	06/02/23 16:32	
EPA 903.1	Radium-226	0.0919 ± 0.419 (0.249)	pCi/L		06/18/23 15:20	
EPA 904.0	Radium-228	C:NA T:92% -0.0533 ± 0.281 (0.679) C:82% T:76%	pCi/L		06/13/23 15:13	
Total Radium Calculation	Total Radium	0.0919 ± 0.700 (0.928)	pCi/L		06/19/23 09:35	
SM 2320B	Alkalinity, Total as CaCO3	321	mg/L	10.0	05/20/23 00:50	
SM 2320B	Alkalinity,Bicarbonate (CaCO3)	321	mg/L	10.0	05/20/23 00:50	
SM 2540C	Total Dissolved Solids	1270	mg/L	20.0	05/25/23 14:59	
SM 4500-H+B	pH at 25 Degrees C	7.9	Std. Units	0.10	05/31/23 17:24	H3
EPA 365.1	Phosphate as P04	0.35	mg/L	0.15	06/04/23 08:14	
50345388002	DUP-1					
EPA 9056	Chloride	184	mg/L	25.0	06/02/23 10:00	
EPA 9056	Fluoride	0.82	mg/L	0.10	06/02/23 09:24	
EPA 9056	Sulfate	420	mg/L	2.5	06/02/23 09:42	
EPA 6010	Barium	34.5	ug/L	10.0	06/02/23 22:20	
EPA 6010	Boron	4340	ug/L	100	06/02/23 22:20	
EPA 6010	Calcium	176000	ug/L	1000	06/02/23 22:20	
EPA 6010	Iron	3000	ug/L	100	06/02/23 22:20	
EPA 6010	Lithium	66.5	ug/L	20.0	06/02/23 22:20	
EPA 6010	Magnesium	49200	ug/L	1000	06/02/23 22:20	
EPA 6010	Manganese	266	ug/L	10.0	06/02/23 22:20	
EPA 6010	Molybdenum	170	ug/L	10.0	06/02/23 22:20	
EPA 6010	Potassium	9800	ug/L	1000	06/02/23 22:20	
EPA 6010	Silica	13400	ug/L	450	06/02/23 22:20	N2

REPORT OF LABORATORY ANALYSIS

This report shall not be reproduced, except in full,
 without the written consent of Pace Analytical Services, LLC.



SUMMARY OF DETECTION

Project: Harding Street P1R1

Pace Project No.: 50345388

Lab Sample ID Method	Client Sample ID Parameters	Result	Units	Report Limit	Analyzed	Qualifiers
50345388002	DUP-1					
EPA 6010	Sodium	138000	ug/L	1000	06/02/23 22:20	
EPA 6010	Iron, Dissolved	3020	ug/L	100	06/02/23 03:04	
EPA 6010	Manganese, Dissolved	270	ug/L	10.0	06/02/23 03:04	
EPA 6010	Molybdenum, Dissolved	174	ug/L	10.0	06/02/23 03:04	
EPA 6020	Arsenic	97.4	ug/L	1.0	06/02/23 16:36	
EPA 903.1	Radium-226	0.631 ± 0.773 (1.27) C:NA T:87%	pCi/L		06/18/23 15:20	
EPA 904.0	Radium-228	0.630 ± 0.365 (0.657) C:84% T:79%	pCi/L		06/13/23 15:13	
Total Radium Calculation	Total Radium	1.26 ± 1.14 (1.93)	pCi/L		06/19/23 09:35	
SM 2320B	Alkalinity, Total as CaCO3	320	mg/L	10.0	05/20/23 00:50	
SM 2320B	Alkalinity,Bicarbonate (CaCO3)	320	mg/L	10.0	05/20/23 00:50	
SM 2540C	Total Dissolved Solids	1230	mg/L	20.0	05/26/23 08:28	
SM 4500-H+B	pH at 25 Degrees C	7.9	Std. Units	0.10	05/31/23 17:11	H3
EPA 365.1	Phosphate as P04	0.33	mg/L	0.15	06/04/23 08:16	

REPORT OF LABORATORY ANALYSIS

This report shall not be reproduced, except in full,
without the written consent of Pace Analytical Services, LLC.



ANALYTICAL RESULTS

Project: Harding Street P1R1

Pace Project No.: 50345388

Sample: MW-5D **Lab ID: 50345388001** Collected: 05/19/23 10:34 Received: 05/19/23 15:15 Matrix: Water

Parameters	Results	Units	Report			Prepared	Analyzed	CAS No.	Qual
			Limit	MDL	DF				
9056 IC Anions									
Analytical Method: EPA 9056									
Pace Analytical Services - Indianapolis									
Chloride	178	mg/L	25.0	6.7	100		06/02/23 09:06	16887-00-6	
Fluoride	0.82	mg/L	0.10	0.017	1		06/02/23 08:30	16984-48-8	
Sulfate	417	mg/L	2.5	0.85	10		06/02/23 08:48	14808-79-8	
6010 MET ICP									
Analytical Method: EPA 6010 Preparation Method: EPA 3010									
Pace Analytical Services - Indianapolis									
Aluminum	ND	ug/L	200	55.4	1	06/01/23 08:38	06/02/23 22:17	7429-90-5	
Barium	35.4	ug/L	10.0	2.1	1	06/01/23 08:38	06/02/23 22:17	7440-39-3	
Boron	4420	ug/L	100	37.6	1	06/01/23 08:38	06/02/23 22:17	7440-42-8	
Cadmium	ND	ug/L	2.0	0.66	1	06/01/23 08:38	06/02/23 22:17	7440-43-9	
Calcium	182000	ug/L	1000	163	1	06/01/23 08:38	06/02/23 22:17	7440-70-2	
Iron	3100	ug/L	100	48.8	1	06/01/23 08:38	06/02/23 22:17	7439-89-6	
Lead	ND	ug/L	10.0	2.6	1	06/01/23 08:38	06/02/23 22:17	7439-92-1	
Lithium	65.5	ug/L	20.0	6.2	1	06/01/23 08:38	06/02/23 22:17	7439-93-2	
Magnesium	50800	ug/L	1000	71.8	1	06/01/23 08:38	06/02/23 22:17	7439-95-4	
Manganese	274	ug/L	10.0	2.5	1	06/01/23 08:38	06/02/23 22:17	7439-96-5	
Molybdenum	173	ug/L	10.0	3.7	1	06/01/23 08:38	06/02/23 22:17	7439-98-7	
Potassium	10100	ug/L	1000	281	1	06/01/23 08:38	06/02/23 22:17	7440-09-7	
Silica	13700	ug/L	450		1	06/01/23 08:38	06/02/23 22:17	7631-86-9	N2
Sodium	142000	ug/L	1000	214	1	06/01/23 08:38	06/02/23 22:17	7440-23-5	
6010 MET ICP, Dissolved									
Analytical Method: EPA 6010 Preparation Method: EPA 3010									
Pace Analytical Services - Indianapolis									
Iron, Dissolved	2960	ug/L	100	48.8	1	06/01/23 07:36	06/02/23 03:02	7439-89-6	
Manganese, Dissolved	266	ug/L	10.0	2.5	1	06/01/23 07:36	06/02/23 03:02	7439-96-5	
Molybdenum, Dissolved	173	ug/L	10.0	3.7	1	06/01/23 07:36	06/02/23 03:02	7439-98-7	
6020 MET ICPMS									
Analytical Method: EPA 6020 Preparation Method: EPA 200.2									
Pace Analytical Services - Indianapolis									
Antimony	ND	ug/L	1.0	0.080	1	05/31/23 16:30	06/02/23 16:32	7440-36-0	
Arsenic	97.8	ug/L	1.0	0.12	1	05/31/23 16:30	06/02/23 16:32	7440-38-2	
Beryllium	ND	ug/L	0.20	0.026	1	05/31/23 16:30	06/03/23 13:25	7440-41-7	
Chromium	ND	ug/L	10.0	0.18	1	05/31/23 16:30	06/02/23 16:32	7440-47-3	
Cobalt	ND	ug/L	1.0	0.071	1	05/31/23 16:30	06/02/23 16:32	7440-48-4	
Selenium	ND	ug/L	1.0	0.19	1	05/31/23 16:30	06/02/23 16:32	7782-49-2	
Thallium	ND	ug/L	1.0	0.060	1	05/31/23 16:30	06/02/23 16:32	7440-28-0	
7470 Mercury									
Analytical Method: EPA 7470 Preparation Method: EPA 7470									
Pace Analytical Services - Indianapolis									
Mercury	ND	ug/L	0.20	0.12	1	05/23/23 19:54	05/24/23 08:39	7439-97-6	
2320B Alkalinity									
Analytical Method: SM 2320B									
Pace Analytical Services - Indianapolis									
Alkalinity, Total as CaCO3	321	mg/L	10.0	10.0	1		05/20/23 00:50		

REPORT OF LABORATORY ANALYSIS

This report shall not be reproduced, except in full,
without the written consent of Pace Analytical Services, LLC.



ANALYTICAL RESULTS

Project: Harding Street P1R1
 Pace Project No.: 50345388

Sample: MW-5D Lab ID: 50345388001 Collected: 05/19/23 10:34 Received: 05/19/23 15:15 Matrix: Water									
Parameters	Results	Units	Report Limit	MDL	DF	Prepared	Analyzed	CAS No.	Qual
2320B Alkalinity									
Analytical Method: SM 2320B Pace Analytical Services - Indianapolis									
Alkalinity,Bicarbonate (CaCO3)	321	mg/L	10.0	10.0	1		05/20/23 00:50		
Alkalinity,Carbonate (CaCO3)	ND	mg/L	10.0	10.0	1		05/20/23 00:50		
2540C Total Dissolved Solids									
Analytical Method: SM 2540C Pace Analytical Services - Indianapolis									
Total Dissolved Solids	1270	mg/L	20.0	20.0	1		05/25/23 14:59		
4500H+ pH, Electrometric									
Analytical Method: SM 4500-H+B Pace Analytical Services - Indianapolis									
pH at 25 Degrees C	7.9	Std. Units	0.10	0.10	1		05/31/23 17:24		H3
4500S2D Sulfide Water									
Analytical Method: SM 4500-S2-D Pace Analytical Services - Indianapolis									
Sulfide	ND	mg/L	0.10	0.025	1		05/22/23 13:15	18496-25-8	
Iron, Ferrous									
Analytical Method: HACH 8146 Pace Analytical Services - Indianapolis									
Iron, Ferrous	ND	mg/L	0.20	0.035	1		05/24/23 11:56	15438-31-0	H3,N2
353.2 Nitrogen, NO2/NO3 unpres									
Analytical Method: EPA 353.2 Pace Analytical Services - Indianapolis									
Nitrogen, Nitrate	ND	mg/L	0.10	0.011	1		05/19/23 19:03	14797-55-8	
Nitrogen, Nitrite	ND	mg/L	0.10	0.0040	1		05/19/23 19:03	14797-65-0	
365.1 Total Phosphorus									
Analytical Method: EPA 365.1 Preparation Method: EPA 365.1 Pace Analytical Services - Indianapolis									
Phosphate as P04	0.35	mg/L	0.15	0.15	1	05/27/23 12:30	06/04/23 08:14		
5310C TOC									
Analytical Method: SM 5310C Pace Analytical Services - Indianapolis									
Total Organic Carbon	ND	mg/L	4.0	0.94	4		06/02/23 14:44	7440-44-0	D3
5310C Dissolved Organic Carbon									
Analytical Method: SM 5310C Pace Analytical Services - Indianapolis									
Dissolved Organic Carbon	ND	mg/L	4.0	0.94	4		06/07/23 15:07		D3

REPORT OF LABORATORY ANALYSIS

This report shall not be reproduced, except in full,
 without the written consent of Pace Analytical Services, LLC.



ANALYTICAL RESULTS

Project: Harding Street P1R1

Pace Project No.: 50345388

Sample: DUP-1 Lab ID: 50345388002 Collected: 05/19/23 08:00 Received: 05/19/23 15:15 Matrix: Water

Parameters	Results	Units	Report			Prepared	Analyzed	CAS No.	Qual
			Limit	MDL	DF				
9056 IC Anions									
Analytical Method: EPA 9056									
Pace Analytical Services - Indianapolis									
Chloride	184	mg/L	25.0	6.7	100		06/02/23 10:00	16887-00-6	
Fluoride	0.82	mg/L	0.10	0.017	1		06/02/23 09:24	16984-48-8	
Sulfate	420	mg/L	2.5	0.85	10		06/02/23 09:42	14808-79-8	
6010 MET ICP									
Analytical Method: EPA 6010 Preparation Method: EPA 3010									
Pace Analytical Services - Indianapolis									
Aluminum	ND	ug/L	200	55.4	1	06/01/23 08:38	06/02/23 22:20	7429-90-5	
Barium	34.5	ug/L	10.0	2.1	1	06/01/23 08:38	06/02/23 22:20	7440-39-3	
Boron	4340	ug/L	100	37.6	1	06/01/23 08:38	06/02/23 22:20	7440-42-8	
Cadmium	ND	ug/L	2.0	0.66	1	06/01/23 08:38	06/02/23 22:20	7440-43-9	
Calcium	176000	ug/L	1000	163	1	06/01/23 08:38	06/02/23 22:20	7440-70-2	
Iron	3000	ug/L	100	48.8	1	06/01/23 08:38	06/02/23 22:20	7439-89-6	
Lead	ND	ug/L	10.0	2.6	1	06/01/23 08:38	06/02/23 22:20	7439-92-1	
Lithium	66.5	ug/L	20.0	6.2	1	06/01/23 08:38	06/02/23 22:20	7439-93-2	
Magnesium	49200	ug/L	1000	71.8	1	06/01/23 08:38	06/02/23 22:20	7439-95-4	
Manganese	266	ug/L	10.0	2.5	1	06/01/23 08:38	06/02/23 22:20	7439-96-5	
Molybdenum	170	ug/L	10.0	3.7	1	06/01/23 08:38	06/02/23 22:20	7439-98-7	
Potassium	9800	ug/L	1000	281	1	06/01/23 08:38	06/02/23 22:20	7440-09-7	
Silica	13400	ug/L	450		1	06/01/23 08:38	06/02/23 22:20	7631-86-9	N2
Sodium	138000	ug/L	1000	214	1	06/01/23 08:38	06/02/23 22:20	7440-23-5	
6010 MET ICP, Dissolved									
Analytical Method: EPA 6010 Preparation Method: EPA 3010									
Pace Analytical Services - Indianapolis									
Iron, Dissolved	3020	ug/L	100	48.8	1	06/01/23 07:36	06/02/23 03:04	7439-89-6	
Manganese, Dissolved	270	ug/L	10.0	2.5	1	06/01/23 07:36	06/02/23 03:04	7439-96-5	
Molybdenum, Dissolved	174	ug/L	10.0	3.7	1	06/01/23 07:36	06/02/23 03:04	7439-98-7	
6020 MET ICPMS									
Analytical Method: EPA 6020 Preparation Method: EPA 200.2									
Pace Analytical Services - Indianapolis									
Antimony	ND	ug/L	1.0	0.080	1	05/31/23 16:30	06/02/23 16:36	7440-36-0	
Arsenic	97.4	ug/L	1.0	0.12	1	05/31/23 16:30	06/02/23 16:36	7440-38-2	
Beryllium	ND	ug/L	0.20	0.026	1	05/31/23 16:30	06/03/23 13:28	7440-41-7	
Chromium	ND	ug/L	10.0	0.18	1	05/31/23 16:30	06/02/23 16:36	7440-47-3	
Cobalt	ND	ug/L	1.0	0.071	1	05/31/23 16:30	06/02/23 16:36	7440-48-4	
Selenium	ND	ug/L	1.0	0.19	1	05/31/23 16:30	06/02/23 16:36	7782-49-2	
Thallium	ND	ug/L	1.0	0.060	1	05/31/23 16:30	06/02/23 16:36	7440-28-0	
7470 Mercury									
Analytical Method: EPA 7470 Preparation Method: EPA 7470									
Pace Analytical Services - Indianapolis									
Mercury	ND	ug/L	0.20	0.12	1	05/23/23 19:54	05/24/23 08:41	7439-97-6	
2320B Alkalinity									
Analytical Method: SM 2320B									
Pace Analytical Services - Indianapolis									
Alkalinity, Total as CaCO3	320	mg/L	10.0	10.0	1		05/20/23 00:50		

REPORT OF LABORATORY ANALYSIS

This report shall not be reproduced, except in full,
without the written consent of Pace Analytical Services, LLC.



ANALYTICAL RESULTS

Project: Harding Street P1R1
 Pace Project No.: 50345388

Sample: DUP-1		Lab ID: 50345388002		Collected: 05/19/23 08:00	Received: 05/19/23 15:15	Matrix: Water			
Parameters	Results	Units	Report Limit	MDL	DF	Prepared	Analyzed	CAS No.	Qual
2320B Alkalinity		Analytical Method: SM 2320B Pace Analytical Services - Indianapolis							
Alkalinity,Bicarbonate (CaCO3)	320	mg/L	10.0	10.0	1		05/20/23 00:50		
Alkalinity,Carbonate (CaCO3)	ND	mg/L	10.0	10.0	1		05/20/23 00:50		
2540C Total Dissolved Solids		Analytical Method: SM 2540C Pace Analytical Services - Indianapolis							
Total Dissolved Solids	1230	mg/L	20.0	20.0	1		05/26/23 08:28		
4500H+ pH, Electrometric		Analytical Method: SM 4500-H+B Pace Analytical Services - Indianapolis							
pH at 25 Degrees C	7.9	Std. Units	0.10	0.10	1		05/31/23 17:11		H3
4500S2D Sulfide Water		Analytical Method: SM 4500-S2-D Pace Analytical Services - Indianapolis							
Sulfide	ND	mg/L	0.10	0.025	1		05/22/23 13:15	18496-25-8	
Iron, Ferrous		Analytical Method: HACH 8146 Pace Analytical Services - Indianapolis							
Iron, Ferrous	ND	mg/L	0.20	0.035	1		05/24/23 11:55	15438-31-0	H3,N2
353.2 Nitrogen, NO2/NO3 unpres		Analytical Method: EPA 353.2 Pace Analytical Services - Indianapolis							
Nitrogen, Nitrate	ND	mg/L	0.10	0.011	1		05/19/23 19:05	14797-55-8	
Nitrogen, Nitrite	ND	mg/L	0.10	0.0040	1		05/19/23 19:05	14797-65-0	
365.1 Total Phosphorus		Analytical Method: EPA 365.1 Preparation Method: EPA 365.1 Pace Analytical Services - Indianapolis							
Phosphate as P04	0.33	mg/L	0.15	0.15	1	05/27/23 12:30	06/04/23 08:16		
5310C TOC		Analytical Method: SM 5310C Pace Analytical Services - Indianapolis							
Total Organic Carbon	ND	mg/L	4.0	0.94	4		06/02/23 14:54	7440-44-0	D3
5310C Dissolved Organic Carbon		Analytical Method: SM 5310C Pace Analytical Services - Indianapolis							
Dissolved Organic Carbon	ND	mg/L	4.0	0.94	4		06/07/23 15:17		D3

REPORT OF LABORATORY ANALYSIS

This report shall not be reproduced, except in full,
 without the written consent of Pace Analytical Services, LLC.



QUALITY CONTROL DATA

Project: Harding Street P1R1

Pace Project No.: 50345388

QC Batch:	736749	Analysis Method:	EPA 9056
QC Batch Method:	EPA 9056	Analysis Description:	9056 IC Anions
		Laboratory:	Pace Analytical Services - Indianapolis

Associated Lab Samples: 50345388001, 50345388002

METHOD BLANK: 3380268 Matrix: Water

Associated Lab Samples: 50345388001, 50345388002

Parameter	Units	Blank Result	Reporting Limit	MDL	Analyzed	Qualifiers
Chloride	mg/L	ND	0.25	0.067	06/02/23 15:50	
Fluoride	mg/L	ND	0.10	0.017	06/02/23 15:50	
Sulfate	mg/L	ND	0.25	0.085	06/02/23 15:50	

LABORATORY CONTROL SAMPLE: 3380269

Parameter	Units	Spike Conc.	LCS Result	LCS % Rec	% Rec Limits	Qualifiers
Chloride	mg/L	2.5	2.4	96	80-120	
Fluoride	mg/L	1	1.0	100	80-120	
Sulfate	mg/L	5	4.6	93	80-120	

MATRIX SPIKE & MATRIX SPIKE DUPLICATE: 3380270 3380271

Parameter	Units	50345429007		3380270		3380271		% Rec	% Rec	% Rec Limits	RPD	Max RPD	Qual
		MS Result	MSD Result	MS Spike Conc.	MSD Spike Conc.	MS Result	MSD Result						
Chloride	mg/L	310	250	250	534	526	90	86	80-120	1	15		
Fluoride	mg/L	4.9	1	1	5.9	5.9	99	102	80-120	0	15		
Sulfate	mg/L	17.4	5	5	22.1	22.1	94	94	80-120	0	15		

Results presented on this page are in the units indicated by the "Units" column except where an alternate unit is presented to the right of the result.

REPORT OF LABORATORY ANALYSIS

This report shall not be reproduced, except in full, without the written consent of Pace Analytical Services, LLC.



QUALITY CONTROL DATA

Project: Harding Street P1R1

Pace Project No.: 50345388

QC Batch: 735069	Analysis Method: EPA 7470
QC Batch Method: EPA 7470	Analysis Description: 7470 Mercury
	Laboratory: Pace Analytical Services - Indianapolis

Associated Lab Samples: 50345388001, 50345388002

METHOD BLANK: 3373312 Matrix: Water

Associated Lab Samples: 50345388001, 50345388002

Parameter	Units	Blank Result	Reporting Limit	MDL	Analyzed	Qualifiers
Mercury	ug/L	ND	0.20	0.12	05/24/23 07:59	

LABORATORY CONTROL SAMPLE: 3373313

Parameter	Units	Spike Conc.	LCS Result	LCS % Rec	% Rec Limits	Qualifiers
Mercury	ug/L	5	5.5	109	80-120	

MATRIX SPIKE & MATRIX SPIKE DUPLICATE: 3373314 3373315

Parameter	Units	50344804004		3373315		MS % Rec	MSD % Rec	% Rec Limits	RPD	Max RPD	Qual
		MS Spike Conc.	MSD Spike Conc.	MS Result	MSD Result						
Mercury	ug/L	ND	5	5	5.4	5.4	107	108	75-125	1	20

Results presented on this page are in the units indicated by the "Units" column except where an alternate unit is presented to the right of the result.

REPORT OF LABORATORY ANALYSIS

This report shall not be reproduced, except in full, without the written consent of Pace Analytical Services, LLC.



QUALITY CONTROL DATA

Project: Harding Street P1R1
 Pace Project No.: 50345388

QC Batch: 736785 Analysis Method: EPA 6010
 QC Batch Method: EPA 3010 Analysis Description: 6010 MET
 Laboratory: Pace Analytical Services - Indianapolis

Associated Lab Samples: 50345388001, 50345388002

METHOD BLANK: 3380372 Matrix: Water

Associated Lab Samples: 50345388001, 50345388002

Parameter	Units	Blank Result	Reporting Limit	MDL	Analyzed	Qualifiers
Aluminum	ug/L	ND	200	55.4	06/02/23 22:15	
Barium	ug/L	ND	10.0	2.1	06/02/23 22:15	
Boron	ug/L	ND	100	37.6	06/02/23 22:15	
Cadmium	ug/L	ND	2.0	0.66	06/02/23 22:15	
Calcium	ug/L	ND	1000	163	06/02/23 22:15	
Iron	ug/L	ND	100	48.8	06/02/23 22:15	
Lead	ug/L	ND	10.0	2.6	06/02/23 22:15	
Lithium	ug/L	ND	20.0	6.2	06/02/23 22:15	
Magnesium	ug/L	ND	1000	71.8	06/02/23 22:15	
Manganese	ug/L	ND	10.0	2.5	06/02/23 22:15	
Molybdenum	ug/L	ND	10.0	3.7	06/02/23 22:15	
Potassium	ug/L	ND	1000	281	06/02/23 22:15	
Silica	ug/L	ND	450		06/02/23 22:15	N2
Sodium	ug/L	ND	1000	214	06/02/23 22:15	

LABORATORY CONTROL SAMPLE: 3380373

Parameter	Units	Spike Conc.	LCS Result	LCS % Rec	% Rec Limits	Qualifiers
Aluminum	ug/L	5000	4860	97	80-120	
Barium	ug/L	1000	1020	102	80-120	
Boron	ug/L	1000	957	96	80-120	
Cadmium	ug/L	1000	972	97	80-120	
Calcium	ug/L	5000	4890	98	80-120	
Iron	ug/L	2500	2580	103	80-120	
Lead	ug/L	1000	972	97	80-120	
Lithium	ug/L	1000	977	98	80-120	
Magnesium	ug/L	5000	4880	98	80-120	
Manganese	ug/L	1000	983	98	80-120	
Molybdenum	ug/L	1000	1020	102	80-120	
Potassium	ug/L	5000	4790	96	80-120	
Silica	ug/L	5350	5310	99	80-120	N2
Sodium	ug/L	5000	4830	97	80-120	

Results presented on this page are in the units indicated by the "Units" column except where an alternate unit is presented to the right of the result.

REPORT OF LABORATORY ANALYSIS

This report shall not be reproduced, except in full,
 without the written consent of Pace Analytical Services, LLC.



QUALITY CONTROL DATA

Project: Harding Street P1R1

Pace Project No.: 50345388

MATRIX SPIKE & MATRIX SPIKE DUPLICATE: 3380374 3380375														
Parameter	Units	50345873010		MS	MSD	3380375		% Rec	% Rec	% Rec	Limits	RPD	Max RPD	Qual
		Result	Conc.	Spike Conc.	Spike Conc.	MS Result	MSD Result							
Aluminum	ug/L	769000	25000	25000	757000	590000	-48	-718	75-125	25	20	P6,R1		
Barium	ug/L	6180	5000	5000	10800	10400	93	84	75-125	4	20			
Boron	ug/L	ND	5000	5000	4580	4570	86	85	75-125	0	20			
Cadmium	ug/L	19.1	5000	5000	4450	4420	89	88	75-125	1	20			
Calcium	ug/L	276000	25000	25000	310000	297000	137	86	75-125	4	20	P6		
Iron	ug/L	1890000	12500	12500	1550000	1100000	-2700	-6320	75-125	34	20	P6,R1		
Lead	ug/L	1030	5000	5000	5060	4850	81	76	75-125	4	20			
Lithium	ug/L	937	5000	5000	5460	5240	90	86	75-125	4	20			
Magnesium	ug/L	185000	25000	25000	189000	158000	19	-106	75-125	18	20	P6		
Manganese	ug/L	43900	5000	5000	43000	33800	-17	-202	75-125	24	20	P6,R1		
Molybdenum	ug/L	131	5000	5000	4460	4430	87	86	75-125	1	20			
Potassium	ug/L	72100	25000	25000	89300	75500	69	14	75-125	17	20	M3		
Silica	ug/L	406000	26700	26700	1030000	1080000	2320	2540	75-125	5	20	N2		
Sodium	ug/L	56000	25000	25000	81400	79100	102	93	75-125	3	20			

Results presented on this page are in the units indicated by the "Units" column except where an alternate unit is presented to the right of the result.

REPORT OF LABORATORY ANALYSIS

This report shall not be reproduced, except in full,
without the written consent of Pace Analytical Services, LLC.



QUALITY CONTROL DATA

Project: Harding Street P1R1

Pace Project No.: 50345388

QC Batch:	736673	Analysis Method:	EPA 6010
QC Batch Method:	EPA 3010	Analysis Description:	6010 MET Dissolved
		Laboratory:	Pace Analytical Services - Indianapolis

Associated Lab Samples: 50345388001, 50345388002

METHOD BLANK: 3380039 Matrix: Water

Associated Lab Samples: 50345388001, 50345388002

Parameter	Units	Blank Result	Reporting Limit	MDL	Analyzed	Qualifiers
Iron, Dissolved	ug/L	ND	100	48.8	06/02/23 02:40	
Manganese, Dissolved	ug/L	ND	10.0	2.5	06/02/23 02:40	
Molybdenum, Dissolved	ug/L	ND	10.0	3.7	06/02/23 02:40	

LABORATORY CONTROL SAMPLE: 3380040

Parameter	Units	Spike Conc.	LCS Result	LCS % Rec	% Rec Limits	Qualifiers
Iron, Dissolved	ug/L	2500	2610	105	80-120	
Manganese, Dissolved	ug/L	1000	945	95	80-120	
Molybdenum, Dissolved	ug/L	1000	996	100	80-120	

MATRIX SPIKE & MATRIX SPIKE DUPLICATE: 3380041 3380042

Parameter	Units	50345846001		3380042		MS % Rec	MSD % Rec	% Rec Limits	RPD	Max RPD	Qual
		Result	MS Spike Conc.	MSD Spike Conc.	MS Result						
Iron, Dissolved	ug/L	7160	2500	2500	9700	9800	102	106	75-125	1	20
Manganese, Dissolved	ug/L	1240	1000	1000	2190	2210	95	98	75-125	1	20
Molybdenum, Dissolved	ug/L	317	1000	1000	1380	1400	106	108	75-125	1	20

Results presented on this page are in the units indicated by the "Units" column except where an alternate unit is presented to the right of the result.

REPORT OF LABORATORY ANALYSIS

This report shall not be reproduced, except in full, without the written consent of Pace Analytical Services, LLC.



QUALITY CONTROL DATA

Project: Harding Street P1R1

Pace Project No.: 50345388

QC Batch:	736611	Analysis Method:	EPA 6020
QC Batch Method:	EPA 200.2	Analysis Description:	6020 MET
		Laboratory:	Pace Analytical Services - Indianapolis

Associated Lab Samples: 50345388001, 50345388002

METHOD BLANK: 3379861 Matrix: Water

Associated Lab Samples: 50345388001, 50345388002

Parameter	Units	Blank Result	Reporting Limit	MDL	Analyzed	Qualifiers
Antimony	ug/L	ND	1.0	0.080	06/02/23 15:24	
Arsenic	ug/L	ND	1.0	0.12	06/02/23 15:24	
Beryllium	ug/L	ND	0.20	0.026	06/02/23 15:24	
Chromium	ug/L	ND	10.0	0.18	06/02/23 15:24	
Cobalt	ug/L	ND	1.0	0.071	06/02/23 15:24	
Selenium	ug/L	ND	1.0	0.19	06/02/23 15:24	
Thallium	ug/L	ND	1.0	0.060	06/02/23 15:24	

LABORATORY CONTROL SAMPLE: 3379862

Parameter	Units	Spike Conc.	LCS Result	LCS % Rec	% Rec Limits	Qualifiers
Antimony	ug/L	40	41.7	104	80-120	
Arsenic	ug/L	40	39.4	99	80-120	
Beryllium	ug/L	40	36.4	91	80-120	
Chromium	ug/L	40	41.1	103	80-120	
Cobalt	ug/L	40	41.4	104	80-120	
Selenium	ug/L	40	39.0	98	80-120	
Thallium	ug/L	40	41.3	103	80-120	

MATRIX SPIKE & MATRIX SPIKE DUPLICATE: 3379863 3379864

Parameter	Units	50344970003		3379864		MS % Rec	MSD % Rec	% Rec Limits	RPD	Max RPD	Qual
		MS Spike Conc.	MSD Spike Conc.	MS Result	MSD Result						
Antimony	ug/L	ND	40	40	42.1	41.8	105	104	75-125	1	20
Arsenic	ug/L	ND	40	40	39.3	39.6	96	97	75-125	1	20
Beryllium	ug/L	ND	40	40	35.5	35.5	89	89	75-125	0	20
Chromium	ug/L	ND	40	40	40.3	40.4	100	100	75-125	0	20
Cobalt	ug/L	ND	40	40	38.9	38.7	96	95	75-125	0	20
Selenium	ug/L	ND	40	40	38.5	38.4	96	96	75-125	0	20
Thallium	ug/L	ND	40	40	41.4	41.8	103	105	75-125	1	20

Results presented on this page are in the units indicated by the "Units" column except where an alternate unit is presented to the right of the result.

REPORT OF LABORATORY ANALYSIS

This report shall not be reproduced, except in full, without the written consent of Pace Analytical Services, LLC.



QUALITY CONTROL DATA

Project: Harding Street P1R1

Pace Project No.: 50345388

QC Batch: 734833

Analysis Method: SM 2320B

QC Batch Method: SM 2320B

Analysis Description: 2320B Alkalinity

Laboratory: Pace Analytical Services - Indianapolis

Associated Lab Samples: 50345388001, 50345388002

METHOD BLANK: 3372525

Matrix: Water

Associated Lab Samples: 50345388001, 50345388002

Parameter	Units	Blank Result	Reporting Limit	MDL	Analyzed	Qualifiers
Alkalinity, Total as CaCO3	mg/L	ND	10.0	10.0	05/20/23 00:50	
Alkalinity,Bicarbonate (CaCO3)	mg/L	ND	10.0	10.0	05/20/23 00:50	
Alkalinity,Carbonate (CaCO3)	mg/L	ND	10.0	10.0	05/20/23 00:50	

LABORATORY CONTROL SAMPLE: 3372526

Parameter	Units	Spike Conc.	LCS Result	LCS % Rec	% Rec Limits	Qualifiers
Alkalinity, Total as CaCO3	mg/L	50	48.9	98	90-110	

SAMPLE DUPLICATE: 3372527

Parameter	Units	50345183003 Result	Dup Result	RPD	Max RPD	Qualifiers
Alkalinity, Total as CaCO3	mg/L	186	191	2	20	
Alkalinity,Bicarbonate (CaCO3)	mg/L	186	191	2	20	
Alkalinity,Carbonate (CaCO3)	mg/L	ND	ND		20	

SAMPLE DUPLICATE: 3372528

Parameter	Units	50345302016 Result	Dup Result	RPD	Max RPD	Qualifiers
Alkalinity, Total as CaCO3	mg/L	309	314	2	20	
Alkalinity,Bicarbonate (CaCO3)	mg/L	309	314	2	20	
Alkalinity,Carbonate (CaCO3)	mg/L	ND	ND		20	

Results presented on this page are in the units indicated by the "Units" column except where an alternate unit is presented to the right of the result.

REPORT OF LABORATORY ANALYSIS

This report shall not be reproduced, except in full, without the written consent of Pace Analytical Services, LLC.



QUALITY CONTROL DATA

Project: Harding Street P1R1

Pace Project No.: 50345388

QC Batch: 735796

Analysis Method: SM 2540C

QC Batch Method: SM 2540C

Analysis Description: 2540C Total Dissolved Solids

Laboratory: Pace Analytical Services - Indianapolis

Associated Lab Samples: 50345388001

METHOD BLANK: 3376288

Matrix: Water

Associated Lab Samples: 50345388001

Parameter	Units	Blank Result	Reporting Limit	MDL	Analyzed	Qualifiers
Total Dissolved Solids	mg/L	ND	10.0	10.0	05/25/23 11:55	

LABORATORY CONTROL SAMPLE: 3376289

Parameter	Units	Spike Conc.	LCS Result	LCS % Rec	% Rec Limits	Qualifiers
Total Dissolved Solids	mg/L	300	296	99	80-120	

SAMPLE DUPLICATE: 3376290

Parameter	Units	50345407002 Result	Dup Result	RPD	Max RPD	Qualifiers
Total Dissolved Solids	mg/L	543	535	1	10	

SAMPLE DUPLICATE: 3376291

Parameter	Units	50345429007 Result	Dup Result	RPD	Max RPD	Qualifiers
Total Dissolved Solids	mg/L	1480	1460	1	10	

Results presented on this page are in the units indicated by the "Units" column except where an alternate unit is presented to the right of the result.

REPORT OF LABORATORY ANALYSIS

This report shall not be reproduced, except in full, without the written consent of Pace Analytical Services, LLC.



QUALITY CONTROL DATA

Project: Harding Street P1R1

Pace Project No.: 50345388

QC Batch: 736009

Analysis Method: SM 2540C

QC Batch Method: SM 2540C

Analysis Description: 2540C Total Dissolved Solids

Laboratory: Pace Analytical Services - Indianapolis

Associated Lab Samples: 50345388002

METHOD BLANK: 3377455

Matrix: Water

Associated Lab Samples: 50345388002

Parameter	Units	Blank Result	Reporting Limit	MDL	Analyzed	Qualifiers
Total Dissolved Solids	mg/L	ND	10.0	10.0	05/26/23 08:28	

LABORATORY CONTROL SAMPLE: 3377456

Parameter	Units	Spike Conc.	LCS Result	LCS % Rec	% Rec Limits	Qualifiers
Total Dissolved Solids	mg/L	300	279	93	80-120	

SAMPLE DUPLICATE: 3377457

Parameter	Units	50345425001 Result	Dup Result	RPD	Max RPD	Qualifiers
Total Dissolved Solids	mg/L	484	482	0	10	

SAMPLE DUPLICATE: 3377458

Parameter	Units	50345453002 Result	Dup Result	RPD	Max RPD	Qualifiers
Total Dissolved Solids	mg/L	243	244	0	10	

Results presented on this page are in the units indicated by the "Units" column except where an alternate unit is presented to the right of the result.

REPORT OF LABORATORY ANALYSIS

This report shall not be reproduced, except in full, without the written consent of Pace Analytical Services, LLC.



QUALITY CONTROL DATA

Project: Harding Street P1R1

Pace Project No.: 50345388

QC Batch: 736830

Analysis Method: SM 4500-H+B

QC Batch Method: SM 4500-H+B

Analysis Description: 4500H+B pH

Laboratory: Pace Analytical Services - Indianapolis

Associated Lab Samples: 50345388001, 50345388002

SAMPLE DUPLICATE: 3380639

Parameter	Units	50344945001 Result	Dup Result	RPD	Max RPD	Qualifiers
pH at 25 Degrees C	Std. Units	7.5	7.4	1	2	H3

SAMPLE DUPLICATE: 3380640

Parameter	Units	50345961001 Result	Dup Result	RPD	Max RPD	Qualifiers
pH at 25 Degrees C	Std. Units	7.5	7.5	0	2	H3

Results presented on this page are in the units indicated by the "Units" column except where an alternate unit is presented to the right of the result.

REPORT OF LABORATORY ANALYSIS

This report shall not be reproduced, except in full,
without the written consent of Pace Analytical Services, LLC.



QUALITY CONTROL DATA

Project: Harding Street P1R1

Pace Project No.: 50345388

QC Batch:	734983	Analysis Method:	SM 4500-S2-D
QC Batch Method:	SM 4500-S2-D	Analysis Description:	4500S2D Sulfide Water
		Laboratory:	Pace Analytical Services - Indianapolis

Associated Lab Samples: 50345388001, 50345388002

METHOD BLANK: 3373070 Matrix: Water

Associated Lab Samples: 50345388001, 50345388002

Parameter	Units	Blank Result	Reporting Limit	MDL	Analyzed	Qualifiers
Sulfide	mg/L	ND	0.10	0.025	05/22/23 13:15	

LABORATORY CONTROL SAMPLE: 3373071

Parameter	Units	Spike Conc.	LCS Result	LCS % Rec	% Rec Limits	Qualifiers
Sulfide	mg/L	0.5	0.50	99	90-110	

MATRIX SPIKE & MATRIX SPIKE DUPLICATE: 3373072 3373073

Parameter	Units	50345371007		3373072		3373073		% Rec Limits	RPD	Max RPD	Qual	
		MS Result	MSD Result	MS Spike Conc.	MSD Spike Conc.	MS Result	MSD Result					MS % Rec
Sulfide	mg/L	ND	ND	0.5	0.5	0.50	0.49	100	98	90-110	2	20

MATRIX SPIKE SAMPLE: 3373074

Parameter	Units	50345388001 Result	Spike Conc.	MS Result	MS % Rec	% Rec Limits	Qualifiers
Sulfide	mg/L	ND	0.5	0.35	70	90-110	M0

Results presented on this page are in the units indicated by the "Units" column except where an alternate unit is presented to the right of the result.

REPORT OF LABORATORY ANALYSIS

This report shall not be reproduced, except in full, without the written consent of Pace Analytical Services, LLC.



QUALITY CONTROL DATA

Project: Harding Street P1R1

Pace Project No.: 50345388

QC Batch:	735509	Analysis Method:	HACH 8146
QC Batch Method:	HACH 8146	Analysis Description:	Iron, Ferrous
		Laboratory:	Pace Analytical Services - Indianapolis

Associated Lab Samples: 50345388001, 50345388002

METHOD BLANK: 3374971 Matrix: Water

Associated Lab Samples: 50345388001, 50345388002

Parameter	Units	Blank Result	Reporting Limit	MDL	Analyzed	Qualifiers
Iron, Ferrous	mg/L	ND	0.20	0.035	05/24/23 11:52	H3,N2

LABORATORY CONTROL SAMPLE: 3374972

Parameter	Units	Spike Conc.	LCS Result	LCS % Rec	% Rec Limits	Qualifiers
Iron, Ferrous	mg/L	1	1.0	101	90-110	H3,N2

MATRIX SPIKE & MATRIX SPIKE DUPLICATE: 3374973 3374974

Parameter	Units	50345528002		3374974		MS % Rec	MSD % Rec	% Rec Limits	RPD	Max RPD	Qual	
		MS Spike Conc.	MSD Spike Conc.	MS Result	MSD Result							
Iron, Ferrous	mg/L	0.26	2.5	2.5	2.9	2.9	104	105	90-110	2	20	H3,N2

MATRIX SPIKE SAMPLE: 3374975

Parameter	Units	50345326001 Result	Spike Conc.	MS Result	MS % Rec	% Rec Limits	Qualifiers
Iron, Ferrous	mg/L	1.2	5	6.4	104	90-110	H3,N2

Results presented on this page are in the units indicated by the "Units" column except where an alternate unit is presented to the right of the result.

REPORT OF LABORATORY ANALYSIS

This report shall not be reproduced, except in full, without the written consent of Pace Analytical Services, LLC.



QUALITY CONTROL DATA

Project: Harding Street P1R1

Pace Project No.: 50345388

QC Batch: 734780	Analysis Method: EPA 353.2
QC Batch Method: EPA 353.2	Analysis Description: 353.2 Nitrate + Nitrite, Unpres.
	Laboratory: Pace Analytical Services - Indianapolis

Associated Lab Samples: 50345388001, 50345388002

METHOD BLANK: 3372069 Matrix: Water

Associated Lab Samples: 50345388001, 50345388002

Parameter	Units	Blank Result	Reporting Limit	MDL	Analyzed	Qualifiers
Nitrogen, Nitrate	mg/L	ND	0.10	0.011	05/19/23 18:34	
Nitrogen, Nitrite	mg/L	ND	0.10	0.0040	05/19/23 18:34	

LABORATORY CONTROL SAMPLE: 3372070

Parameter	Units	Spike Conc.	LCS Result	LCS % Rec	% Rec Limits	Qualifiers
Nitrogen, Nitrate	mg/L	1	0.97	97	90-110	
Nitrogen, Nitrite	mg/L	1	1.0	102	90-110	

MATRIX SPIKE & MATRIX SPIKE DUPLICATE: 3372071 3372072

Parameter	Units	50345299005		3372071		3372072		% Rec Limits	RPD	Max RPD	Qual
		MS Spike Conc.	MSD Spike Conc.	MS Result	MSD Result	MS % Rec	MSD % Rec				
Nitrogen, Nitrate	mg/L	ND	1	1	0.98	0.99	94	96	90-110	2	20
Nitrogen, Nitrite	mg/L	ND	1	1	1.0	1.0	101	102	90-110	0	20

MATRIX SPIKE SAMPLE: 3372251

Parameter	Units	50345361004 Result	Spike Conc.	MS Result	MS % Rec	% Rec Limits	Qualifiers
Nitrogen, Nitrate	mg/L		3.1	2	5.0	94	90-110
Nitrogen, Nitrite	mg/L		ND	2	2.1	104	90-110

Results presented on this page are in the units indicated by the "Units" column except where an alternate unit is presented to the right of the result.

REPORT OF LABORATORY ANALYSIS

This report shall not be reproduced, except in full, without the written consent of Pace Analytical Services, LLC.



QUALITY CONTROL DATA

Project: Harding Street P1R1

Pace Project No.: 50345388

QC Batch:	736257	Analysis Method:	EPA 365.1
QC Batch Method:	EPA 365.1	Analysis Description:	365.1 Total Phosphorus
		Laboratory:	Pace Analytical Services - Indianapolis

Associated Lab Samples: 50345388001, 50345388002

METHOD BLANK: 3378708 Matrix: Water

Associated Lab Samples: 50345388001, 50345388002

Parameter	Units	Blank Result	Reporting Limit	MDL	Analyzed	Qualifiers
Phosphate as P04	mg/L	ND	0.15	0.15	06/04/23 08:06	

LABORATORY CONTROL SAMPLE: 3378709

Parameter	Units	Spike Conc.	LCS Result	LCS % Rec	% Rec Limits	Qualifiers
Phosphate as P04	mg/L		1.4			

MATRIX SPIKE & MATRIX SPIKE DUPLICATE: 3378710 3378711

Parameter	Units	50345388001		3378711		% Rec	% Rec	% Rec Limits	RPD	Max RPD	Qual
		MS Result	MS Spike Conc.	MS Result	MS Spike Conc.						
Phosphate as P04	mg/L	0.35		1.7	1.7				2		

Results presented on this page are in the units indicated by the "Units" column except where an alternate unit is presented to the right of the result.

REPORT OF LABORATORY ANALYSIS

This report shall not be reproduced, except in full, without the written consent of Pace Analytical Services, LLC.



QUALITY CONTROL DATA

Project: Harding Street P1R1

Pace Project No.: 50345388

QC Batch:	736684	Analysis Method:	SM 5310C
QC Batch Method:	SM 5310C	Analysis Description:	5310C Total Organic Carbon
		Laboratory:	Pace Analytical Services - Indianapolis

Associated Lab Samples: 50345388001, 50345388002

METHOD BLANK: 3380063 Matrix: Water

Associated Lab Samples: 50345388001, 50345388002

Parameter	Units	Blank Result	Reporting Limit	MDL	Analyzed	Qualifiers
Total Organic Carbon	mg/L	ND	1.0	0.24	06/01/23 13:38	

LABORATORY CONTROL SAMPLE: 3380064

Parameter	Units	Spike Conc.	LCS Result	LCS % Rec	% Rec Limits	Qualifiers
Total Organic Carbon	mg/L	10	10.3	103	90-110	

MATRIX SPIKE & MATRIX SPIKE DUPLICATE: 3380065 3380066

Parameter	Units	50345528002		3380066		% Rec	% Rec	% Rec Limits	RPD	Max RPD	Qual
		MS Spike Conc.	MSD Spike Conc.	MS Result	MSD Result						
Total Organic Carbon	mg/L	4.8	10	10	14.8	15.2	100	104	80-120	2	20

MATRIX SPIKE SAMPLE: 3380067

Parameter	Units	50345528003 Result	Spike Conc.	MS Result	MS % Rec	% Rec Limits	Qualifiers
Total Organic Carbon	mg/L	2.0	10	12.0	100	80-120	

Results presented on this page are in the units indicated by the "Units" column except where an alternate unit is presented to the right of the result.

REPORT OF LABORATORY ANALYSIS

This report shall not be reproduced, except in full, without the written consent of Pace Analytical Services, LLC.



QUALITY CONTROL DATA

Project: Harding Street P1R1

Pace Project No.: 50345388

QC Batch:	737278	Analysis Method:	SM 5310C
QC Batch Method:	SM 5310C	Analysis Description:	5310C Dissolved Organic Carbon
		Laboratory:	Pace Analytical Services - Indianapolis

Associated Lab Samples: 50345388001, 50345388002

METHOD BLANK:	3382566	Matrix:	Water
Associated Lab Samples:	50345388001, 50345388002		

Parameter	Units	Blank Result	Reporting Limit	MDL	Analyzed	Qualifiers
Dissolved Organic Carbon	mg/L	ND	1.0	0.24	06/06/23 23:51	

LABORATORY CONTROL SAMPLE: 3382567						
Parameter	Units	Spike Conc.	LCS Result	LCS % Rec	% Rec Limits	Qualifiers
Dissolved Organic Carbon	mg/L	10	10.0	100	90-110	

MATRIX SPIKE & MATRIX SPIKE DUPLICATE: 3382568												3382569	
Parameter	Units	50345296004 Result	MS Spike Conc.	MSD Spike Conc.	MS Result	MSD Result	MS % Rec	MSD % Rec	% Rec Limits	RPD	Max RPD	Qual	
Dissolved Organic Carbon	mg/L	3.5	10	10	15.8	15.5	123	120	80-120	2	20	M0	

MATRIX SPIKE SAMPLE: 3382570											
Parameter	Units	50345846002 Result	Spike Conc.	MS Result	MS % Rec	% Rec Limits	Qualifiers				
Dissolved Organic Carbon	mg/L	2.5	10	12.4	99	80-120					

Results presented on this page are in the units indicated by the "Units" column except where an alternate unit is presented to the right of the result.

REPORT OF LABORATORY ANALYSIS

This report shall not be reproduced, except in full, without the written consent of Pace Analytical Services, LLC.



ANALYTICAL RESULTS - RADIOCHEMISTRY

Project: Harding Street P1R1

Pace Project No.: 50345388

Sample: MW-5D **Lab ID: 50345388001** Collected: 05/19/23 10:34 Received: 05/19/23 15:15 Matrix: Water
 PWS: Site ID: Sample Type:

Parameters	Method	Act ± Unc (MDC) Carr Trac	Units	Analyzed	CAS No.	Qual
Pace Analytical Services - Greensburg						
Radium-226	EPA 903.1	0.0919 ± 0.419 (0.249) C:NA T:92%	pCi/L	06/18/23 15:20	13982-63-3	
Pace Analytical Services - Greensburg						
Radium-228	EPA 904.0	-0.0533 ± 0.281 (0.679) C:82% T:76%	pCi/L	06/13/23 15:13	15262-20-1	
Pace Analytical Services - Greensburg						
Total Radium	Total Radium Calculation	0.0919 ± 0.700 (0.928)	pCi/L	06/19/23 09:35	7440-14-4	

REPORT OF LABORATORY ANALYSIS

This report shall not be reproduced, except in full, without the written consent of Pace Analytical Services, LLC.



ANALYTICAL RESULTS - RADIOCHEMISTRY

Project: Harding Street P1R1

Pace Project No.: 50345388

Sample: DUP-1 **Lab ID: 50345388002** Collected: 05/19/23 08:00 Received: 05/19/23 15:15 Matrix: Water
 PWS: Site ID: Sample Type:

Parameters	Method	Act ± Unc (MDC) Carr Trac	Units	Analyzed	CAS No.	Qual
Pace Analytical Services - Greensburg						
Radium-226	EPA 903.1	0.631 ± 0.773 (1.27) C:NA T:87%	pCi/L	06/18/23 15:20	13982-63-3	
Pace Analytical Services - Greensburg						
Radium-228	EPA 904.0	0.630 ± 0.365 (0.657) C:84% T:79%	pCi/L	06/13/23 15:13	15262-20-1	
Pace Analytical Services - Greensburg						
Total Radium	Total Radium Calculation	1.26 ± 1.14 (1.93)	pCi/L	06/19/23 09:35	7440-14-4	

REPORT OF LABORATORY ANALYSIS

This report shall not be reproduced, except in full,
 without the written consent of Pace Analytical Services, LLC.



QUALITY CONTROL - RADIOCHEMISTRY

Project: Harding Street P1R1

Pace Project No.: 50345388

QC Batch: 592553

Analysis Method: EPA 904.0

QC Batch Method: EPA 904.0

Analysis Description: 904.0 Radium 228

Laboratory: Pace Analytical Services - Greensburg

Associated Lab Samples: 50345388001, 50345388002

METHOD BLANK: 2879278

Matrix: Water

Associated Lab Samples: 50345388001, 50345388002

Parameter	Act ± Unc (MDC) Carr Trac	Units	Analyzed	Qualifiers
Radium-228	0.391 ± 0.350 (0.708) C:87% T:83%	pCi/L	06/13/23 15:17	

Results presented on this page are in the units indicated by the "Units" column except where an alternate unit is presented to the right of the result.

REPORT OF LABORATORY ANALYSIS

This report shall not be reproduced, except in full, without the written consent of Pace Analytical Services, LLC.



QUALITY CONTROL - RADIOCHEMISTRY

Project: Harding Street P1R1

Pace Project No.: 50345388

QC Batch: 592552

Analysis Method: EPA 903.1

QC Batch Method: EPA 903.1

Analysis Description: 903.1 Radium-226

Laboratory: Pace Analytical Services - Greensburg

Associated Lab Samples: 50345388001, 50345388002

METHOD BLANK: 2879276

Matrix: Water

Associated Lab Samples: 50345388001, 50345388002

Parameter	Act ± Unc (MDC) Carr Trac	Units	Analyzed	Qualifiers
Radium-226	0.348 ± 0.493 (0.835) C:NA T:93%	pCi/L	06/18/23 15:35	

Results presented on this page are in the units indicated by the "Units" column except where an alternate unit is presented to the right of the result.

REPORT OF LABORATORY ANALYSIS

This report shall not be reproduced, except in full, without the written consent of Pace Analytical Services, LLC.



QUALIFIERS

Project: Harding Street P1R1

Pace Project No.: 50345388

DEFINITIONS

DF - Dilution Factor, if reported, represents the factor applied to the reported data due to dilution of the sample aliquot.

ND - Not Detected at or above adjusted reporting limit.

TNTC - Too Numerous To Count

J - Estimated concentration above the adjusted method detection limit and below the adjusted reporting limit.

MDL - Adjusted Method Detection Limit.

PQL - Practical Quantitation Limit.

RL - Reporting Limit - The lowest concentration value that meets project requirements for quantitative data with known precision and bias for a specific analyte in a specific matrix.

S - Surrogate

1,2-Diphenylhydrazine decomposes to and cannot be separated from Azobenzene using Method 8270. The result for each analyte is a combined concentration.

Consistent with EPA guidelines, unrounded data are displayed and have been used to calculate % recovery and RPD values.

LCS(D) - Laboratory Control Sample (Duplicate)

MS(D) - Matrix Spike (Duplicate)

DUP - Sample Duplicate

RPD - Relative Percent Difference

NC - Not Calculable.

SG - Silica Gel - Clean-Up

U - Indicates the compound was analyzed for, but not detected.

N-Nitrosodiphenylamine decomposes and cannot be separated from Diphenylamine using Method 8270. The result reported for each analyte is a combined concentration.

Reported results are not rounded until the final step prior to reporting. Therefore, calculated parameters that are typically reported as "Total" may vary slightly from the sum of the reported component parameters.

Act - Activity

Unc - Uncertainty: SDWA = 1.96 sigma count uncertainty, all other matrices = Expanded Uncertainty (95% confidence interval).

Gamma Spec = Expanded Uncertainty (95.4% Confidence Interval)

(MDC) - Minimum Detectable Concentration

Trac - Tracer Recovery (%)

Carr - Carrier Recovery (%)

Pace Analytical is TNI accredited. Contact your Pace PM for the current list of accredited analytes.

TNI - The NELAC Institute.

ANALYTE QUALIFIERS

D3 Sample was diluted due to the presence of high levels of non-target analytes or other matrix interference.

H3 Sample was received or analysis requested beyond the recognized method holding time.

M0 Matrix spike recovery and/or matrix spike duplicate recovery was outside laboratory control limits.

M3 Matrix spike recovery was outside laboratory control limits due to matrix interferences.

N2 The lab does not hold NELAC/TNI accreditation for this parameter but other accreditations/certifications may apply. A complete list of accreditations/certifications is available upon request.

P6 Matrix spike recovery was outside laboratory control limits due to a parent sample concentration notably higher than the spike level.

R1 RPD value was outside control limits.

REPORT OF LABORATORY ANALYSIS

This report shall not be reproduced, except in full,
without the written consent of Pace Analytical Services, LLC.



QUALITY CONTROL DATA CROSS REFERENCE TABLE

Project: Harding Street P1R1

Pace Project No.: 50345388

Lab ID	Sample ID	QC Batch Method	QC Batch	Analytical Method	Analytical Batch
50345388001	MW-5D	EPA 9056	736749		
50345388002	DUP-1	EPA 9056	736749		
50345388001	MW-5D	EPA 3010	736785	EPA 6010	737394
50345388002	DUP-1	EPA 3010	736785	EPA 6010	737394
50345388001	MW-5D	EPA 3010	736673	EPA 6010	737176
50345388002	DUP-1	EPA 3010	736673	EPA 6010	737176
50345388001	MW-5D	EPA 200.2	736611	EPA 6020	736887
50345388002	DUP-1	EPA 200.2	736611	EPA 6020	736887
50345388001	MW-5D	EPA 7470	735069	EPA 7470	735449
50345388002	DUP-1	EPA 7470	735069	EPA 7470	735449
50345388001	MW-5D	EPA 903.1	592552		
50345388002	DUP-1	EPA 903.1	592552		
50345388001	MW-5D	EPA 904.0	592553		
50345388002	DUP-1	EPA 904.0	592553		
50345388001	MW-5D	Total Radium Calculation	595799		
50345388002	DUP-1	Total Radium Calculation	595799		
50345388001	MW-5D	SM 2320B	734833		
50345388002	DUP-1	SM 2320B	734833		
50345388001	MW-5D	SM 2540C	735796		
50345388002	DUP-1	SM 2540C	736009		
50345388001	MW-5D	SM 4500-H+B	736830		
50345388002	DUP-1	SM 4500-H+B	736830		
50345388001	MW-5D	SM 4500-S2-D	734983		
50345388002	DUP-1	SM 4500-S2-D	734983		
50345388001	MW-5D	HACH 8146	735509		
50345388002	DUP-1	HACH 8146	735509		
50345388001	MW-5D	EPA 353.2	734780		
50345388002	DUP-1	EPA 353.2	734780		
50345388001	MW-5D	EPA 365.1	736257	EPA 365.1	737454
50345388002	DUP-1	EPA 365.1	736257	EPA 365.1	737454
50345388001	MW-5D	SM 5310C	736684		
50345388002	DUP-1	SM 5310C	736684		
50345388001	MW-5D	SM 5310C	737278		
50345388002	DUP-1	SM 5310C	737278		

REPORT OF LABORATORY ANALYSIS

This report shall not be reproduced, except in full, without the written consent of Pace Analytical Services, LLC.



SAMPLE CONDITION UPON RECEIPT FORM

Date/Time and Initials of person examining contents: MTL 5/19/23 1540

1. Courier: FED EX UPS CLIENT PACE USPS OTHER _____
2. Custody Seal on Cooler/Box Present: Yes No

5. Packing Material: Bubble Wrap Bubble Bags
 None Other _____

(If yes)Seals Intact: Yes No (leave blank if no seals were present)

3. Thermometer: 1 2 3 4 5 6 A B C D E F
4. Cooler Temperature(s): 5.2/5.2
 (Initial/Corrected) RECORD TEMPS OF ALL COOLERS RECEIVED (use Comments below to add more)

6. Ice Type: Wet Blue None
7. If temp. is over 6°C or under 0°C, was the PM notified?: Yes No
 Cooler temp should be above freezing to 6°C

All discrepancies will be written out in the comments section below.

	Yes	No		Yes	No	N/A
USDA Regulated Soils? (HI, ID, NY, WA, OR, CA, NM, TX, OK, AR, LA, TN, AL, MS, NC, SC, GA, FL, or Puerto Rico)		<input checked="" type="checkbox"/>	All containers needing acid/base preservation have been pH CHECKED?: Exceptions: VOA, coliform, LLHg, O&G, RAD CHEM, and any container with a septum cap or preserved with HCl.			
Short Hold Time Analysis (48 hours or less)? Analysis: <u>NO3</u>	<input checked="" type="checkbox"/>		Circle: <u>HNO3 (<2)</u> <u>H2SO4 (<2)</u> NaOH (>10) NaOH/ZnAc (>9) Any non-conformance to pH recommendations will be noted on the container count form	<input checked="" type="checkbox"/>		
Time 5035A TC placed in Freezer or Short Holds To Lab Time: <u>16:20</u>			Residual Chlorine Check (SVOC 625 Pest/PCB 608)	<u>Present</u>	<u>Absent</u>	<u>N/A</u>
Rush TAT Requested (4 days or less):		<input checked="" type="checkbox"/>	Residual Chlorine Check (Total/Amenable/Free Cyanide)			<u>-</u>
Custody Signatures Present?	<input checked="" type="checkbox"/>		Headspace Wisconsin Sulfide?			<u>-</u>
Containers Intact?:	<input checked="" type="checkbox"/>		Headspace in VOA Vials (>6mm): See Container Count form for details	<u>Present</u>	<u>Absent</u>	<u>No VOA Vials Sent</u>
Sample Label (IDs/Dates/Times) Match COC?: Except TCs, which only require sample ID	<input checked="" type="checkbox"/>		Trip Blank Present?		<input checked="" type="checkbox"/>	
Extra labels on Terracore Vials? (soils only)			Trip Blank Custody Seals?:		<input checked="" type="checkbox"/>	

COMMENTS:

Sample Container Count

** Place a RED dot on containers that are out of conformance **

COC Line Item	WGUFU	MeOH (only) SBS DI	VIALS			AMBER GLASS							PLASTIC							OTHER			Matrix	Nitric Red	Sulfuric Yellow	Sodium Hydroxide Green	Sodium Hydroxide/ ZnAc Black							
			R	DG9H	VG9H	VOA VIAL HS (>6mm)	VG9U	DG9U	VG9T	AG0U	AG1H	AG1U	AG2U	AG3S	AG3SF	AG3C	BP1U	BP1N	BP2U	BP3U	BP3N	BP3F						BP3S	BP3B	BP3Z	CG3H	CG3F	Syringe Kit	
			HNO3 <2	H2SO4 <2	NaOH >10	NaOH/Zn Ac >9																												
1												1	1			2	2	1	1	1	1							5	✓	✓		✓		
2												1	1			2	2	1	1	1	1							5	✓	✓		✓		
3																																		
4																																		
5																																		
6																																		
7																																		
8																																		
9																																		
10																																		
11																																		
12																																		

Container Codes

Glass			
DG9H	40mL HCl amber voa vial	BG1T	1L Na Thiosulfate clear glass
DG9P	40mL TSP amber vial	BG1U	1L unpreserved glass
DG9S	40mL H2SO4 amber vial	BG3H	250mL HCl Clear Glass
DG9T	40mL Na Thio amber vial	BG3U	250mL Unpres Clear Glass
DG9U	40mL unpreserved amber vial	AG0U	100mL unpres amber glass
VG9H	40mL HCl clear vial	AG1H	1L HCl amber glass
VG9T	40mL Na Thio. clear vial	AG1S	1L H2SO4 amber glass
VG9U	40mL unpreserved clear vial	AG1T	1L Na Thiosulfate amber glass
I	40mL w/hexane wipe vial	AG1U	1liter unpres amber glass
WGKU	8oz unpreserved clear jar	AG2N	500mL HNO3 amber glass
WGFU	4oz clear soil jar	AG2S	500mL H2SO4 amber glass
JGFU	4oz unpreserved amber wide	AG2U	500mL unpres amber glass
CG3H	250mL clear glass HCl	AG3S	250mL H2SO4 amber glass
CG3F	250mL clear glass HCl, Field Filter	AG3SF	250mL H2SO4 amb glass -field filtered
BG1H	1L HCl clear glass	AG3U	250mL unpres amber glass
BG1S	1L H2SO4 clear glass	AG3C	250mL NaOH amber glass

Plastic	
BP4U	125mL unpreserved plastic
BP4N	125mL HNO3 plastic
BP4S	125mL H2SO4 plastic
Miscellaneous	
Syringe Kit	LL Cr+6 sampling kit
ZPLC	Ziploc Bag
R	Terracore Kit
SP5T	120mL Coliform Sodium Thiosulfate
GN	General Container
U	Summa Can (air sample)
WT	Water
SL	Solid Solid
OL:	Oil
NAL	Non-aqueous liquid
WP	Wipe



August 01, 2023

Mr. Mark Breting
ATC Group Services
7988 Centerpoint Drive
Suite 100
Indianapolis, IN 46256

RE: Project: Harding Street P1R3
Pace Project No.: 50345389

Dear Mr. Breting:

Enclosed are the analytical results for sample(s) received by the laboratory on May 19, 2023. The results relate only to the samples included in this report. Results reported herein conform to the applicable TNI/NELAC Standards and the laboratory's Quality Manual, where applicable, unless otherwise noted in the body of the report.

The test results provided in this final report were generated by each of the following laboratories within the Pace Network:

- Pace Analytical Services - Indianapolis
- Pace Analytical Services - Greensburg

If you have any questions concerning this report, please feel free to contact me.

Sincerely,

Will Statz
will.statz@pacelabs.com
(317)228-3105
Project Manager

Enclosures

cc: Mohammed Bazlamit, Atlas
Mr. Robert Miller, Haley & Aldrich



REPORT OF LABORATORY ANALYSIS

This report shall not be reproduced, except in full,
without the written consent of Pace Analytical Services, LLC.



CERTIFICATIONS

Project: Harding Street P1R3
Pace Project No.: 50345389

Pace Analytical Services Pennsylvania

1638 Roseytown Rd Suites 2,3&4, Greensburg, PA 15601
ANAB DOD-ELAP Rad Accreditation #: L2417
ANABISO/IEC 17025:2017 Rad Cert#: L24170
Alabama Certification #: 41590
Arizona Certification #: AZ0734
Arkansas Certification
California Certification #: 2950
Colorado Certification #: PA01547
Connecticut Certification #: PH-0694
EPA Region 4 DW Rad
Florida/TNI Certification #: E87683
Georgia Certification #: C040
Guam Certification
Hawaii Certification
Idaho Certification
Illinois Certification
Indiana Certification
Iowa Certification #: 391
Kansas Certification #: E-10358
Kentucky Certification #: KY90133
KY WW Permit #: KY0098221
KY WW Permit #: KY0000221
Louisiana DHH/TNI Certification #: LA010
Louisiana DEQ/TNI Certification #: 04086
Maine Certification #: 2023021
Maryland Certification #: 308
Massachusetts Certification #: M-PA1457
Michigan/PADEP Certification #: 9991

Missouri Certification #: 235
Montana Certification #: Cert0082
Nebraska Certification #: NE-OS-29-14
Nevada Certification #: PA014572023-03
New Hampshire/TNI Certification #: 297622
New Jersey/TNI Certification #: PA051
New Mexico Certification #: PA01457
New York/TNI Certification #: 10888
North Carolina Certification #: 42706
North Dakota Certification #: R-190
Ohio EPA Rad Approval: #41249
Oregon/TNI Certification #: PA200002-015
Pennsylvania/TNI Certification #: 65-00282
Puerto Rico Certification #: PA01457
Rhode Island Certification #: 65-00282
South Dakota Certification
Tennessee Certification #: TN02867
Texas/TNI Certification #: T104704188-22-18
Utah/TNI Certification #: PA014572223-14
USDA Soil Permit #: 525-23-67-77263
Vermont Dept. of Health: ID# VT-0282
Virgin Island/PADEP Certification
Virginia/VELAP Certification #: 460198
Washington Certification #: C868
West Virginia DEP Certification #: 143
West Virginia DHHR Certification #: 9964C
Wisconsin Approve List for Rad

Pace Analytical Services Indianapolis

7726 Moller Road, Indianapolis, IN 46268
Illinois Accreditation #: 200074
Indiana Drinking Water Laboratory #: C-49-06
Kansas/TNI Certification #: E-10177
Kentucky UST Agency Interest #: 80226
Kentucky WW Laboratory ID #: 98019
Michigan Drinking Water Laboratory #9050

Ohio VAP Certified Laboratory #: CL0065
Oklahoma Laboratory #: 9204
Texas Certification #: T104704355
Wisconsin Laboratory #: 999788130
USDA Foreign Soil Permit #: 525-23-13-23119
USDA Compliance Agreement #: IN-SL-22-001

REPORT OF LABORATORY ANALYSIS

This report shall not be reproduced, except in full,
without the written consent of Pace Analytical Services, LLC.



SAMPLE SUMMARY

Project: Harding Street P1R3

Pace Project No.: 50345389

Lab ID	Sample ID	Matrix	Date Collected	Date Received
50345389001	MW-17D	Water	05/19/23 11:10	05/19/23 15:15
50345389002	DUP_9	Water	05/19/23 08:00	05/19/23 15:15

REPORT OF LABORATORY ANALYSIS

This report shall not be reproduced, except in full,
without the written consent of Pace Analytical Services, LLC.



SAMPLE ANALYTE COUNT

Project: Harding Street P1R3

Pace Project No.: 50345389

Lab ID	Sample ID	Method	Analysts	Analytes Reported	Laboratory		
50345389001	MW-17D	EPA 9056	ADM	3	PASI-I		
		EPA 6010	JPK	14	PASI-I		
		EPA 6010	JPK	3	PASI-I		
		EPA 6020	DMT	7	PASI-I		
		EPA 7470	ILP	1	PASI-I		
		EPA 903.1	JLJ	1	PASI-PA		
		EPA 904.0	VAL	1	PASI-PA		
		Total Radium Calculation	JAL	1	PASI-PA		
		SM 2320B	DAW	3	PASI-I		
		SM 2540C	AEL	1	PASI-I		
		SM 4500-H+B	RJP	1	PASI-I		
		SM 4500-S2-D	BEP	1	PASI-I		
		HACH 8146	BEP	1	PASI-I		
		EPA 353.2	ZM	2	PASI-I		
		EPA 365.1	YAM	1	PASI-I		
		SM 5310C	MMS	1	PASI-I		
		SM 5310C	MMS	1	PASI-I		
		50345389002	DUP_9	EPA 9056	ADM	3	PASI-I
				EPA 6010	JPK	14	PASI-I
				EPA 6010	JPK	3	PASI-I
EPA 6020	DMT			7	PASI-I		
EPA 7470	ILP			1	PASI-I		
EPA 903.1	JLJ			1	PASI-PA		
EPA 904.0	VAL			1	PASI-PA		
Total Radium Calculation	JAL			1	PASI-PA		
SM 2320B	DAW			3	PASI-I		
SM 2540C	AEL			1	PASI-I		
SM 4500-H+B	RJP			1	PASI-I		
SM 4500-S2-D	BEP			1	PASI-I		
HACH 8146	BEP			1	PASI-I		
EPA 353.2	ZM			2	PASI-I		
EPA 365.1	YAM			1	PASI-I		
SM 5310C	MMS			1	PASI-I		
SM 5310C	MMS			1	PASI-I		

PASI-I = Pace Analytical Services - Indianapolis
 PASI-PA = Pace Analytical Services - Greensburg

REPORT OF LABORATORY ANALYSIS

This report shall not be reproduced, except in full,
 without the written consent of Pace Analytical Services, LLC.



SUMMARY OF DETECTION

Project: Harding Street P1R3

Pace Project No.: 50345389

Lab Sample ID	Client Sample ID	Result	Units	Report Limit	Analyzed	Qualifiers
Method	Parameters					
50345389001	MW-17D					
EPA 9056	Chloride	95.2	mg/L	2.5	06/02/23 10:36	
EPA 9056	Fluoride	0.27	mg/L	0.10	06/02/23 10:18	
EPA 9056	Sulfate	59.0	mg/L	2.5	06/02/23 10:36	
EPA 6010	Barium	190	ug/L	10.0	06/02/23 22:22	
EPA 6010	Boron	180	ug/L	100	06/02/23 22:22	
EPA 6010	Calcium	76200	ug/L	1000	06/02/23 22:22	
EPA 6010	Iron	2280	ug/L	100	06/02/23 22:22	
EPA 6010	Magnesium	20500	ug/L	1000	06/02/23 22:22	
EPA 6010	Manganese	275	ug/L	10.0	06/02/23 22:22	
EPA 6010	Potassium	5900	ug/L	1000	06/02/23 22:22	
EPA 6010	Silica	9930	ug/L	450	06/02/23 22:22	N2
EPA 6010	Sodium	72000	ug/L	1000	06/02/23 22:22	
EPA 6010	Iron, Dissolved	2020	ug/L	100	06/02/23 03:06	
EPA 6010	Manganese, Dissolved	274	ug/L	10.0	06/02/23 03:06	
EPA 6020	Arsenic	3.5	ug/L	1.0	06/02/23 16:39	
EPA 903.1	Radium-226	1.43 ± 0.758 (0.812)	pCi/L		06/18/23 15:06	
EPA 904.0	Radium-228	0.0115 ± 0.316 (0.733)	pCi/L		06/13/23 15:14	
		C:NA T:99% C:83% T:85%				
Total Radium Calculation	Total Radium	1.44 ± 1.07 (1.55)	pCi/L		06/19/23 09:35	
SM 2320B	Alkalinity, Total as CaCO3	244	mg/L	10.0	05/20/23 00:50	
SM 2320B	Alkalinity,Bicarbonate (CaCO3)	244	mg/L	10.0	05/20/23 00:50	
SM 2540C	Total Dissolved Solids	469	mg/L	10.0	05/26/23 08:29	
SM 4500-H+B	pH at 25 Degrees C	7.6	Std. Units	0.10	05/31/23 17:26	H3
HACH 8146	Iron, Ferrous	0.23	mg/L	0.20	05/24/23 11:56	H3,N2
EPA 365.1	Phosphate as P04	0.25	mg/L	0.15	06/04/23 07:51	
SM 5310C	Total Organic Carbon	2.1	mg/L	1.0	06/01/23 14:25	
SM 5310C	Dissolved Organic Carbon	1.9	mg/L	1.0	06/07/23 05:46	
50345389002	DUP_9					
EPA 9056	Chloride	95.5	mg/L	2.5	06/02/23 15:32	
EPA 9056	Fluoride	0.27	mg/L	0.10	06/02/23 15:14	
EPA 9056	Sulfate	59.2	mg/L	2.5	06/02/23 15:32	
EPA 6010	Barium	186	ug/L	10.0	06/02/23 22:24	
EPA 6010	Boron	167	ug/L	100	06/02/23 22:24	
EPA 6010	Calcium	74800	ug/L	1000	06/02/23 22:24	
EPA 6010	Iron	2130	ug/L	100	06/02/23 22:24	
EPA 6010	Magnesium	20000	ug/L	1000	06/02/23 22:24	
EPA 6010	Manganese	269	ug/L	10.0	06/02/23 22:24	
EPA 6010	Potassium	5730	ug/L	1000	06/02/23 22:24	
EPA 6010	Silica	9660	ug/L	450	06/02/23 22:24	N2
EPA 6010	Sodium	70800	ug/L	1000	06/02/23 22:24	
EPA 6010	Iron, Dissolved	1960	ug/L	100	06/02/23 03:15	

REPORT OF LABORATORY ANALYSIS

This report shall not be reproduced, except in full,
without the written consent of Pace Analytical Services, LLC.



SUMMARY OF DETECTION

Project: Harding Street P1R3

Pace Project No.: 50345389

Lab Sample ID Method	Client Sample ID Parameters	Result	Units	Report Limit	Analyzed	Qualifiers
50345389002	DUP_9					
EPA 6010	Manganese, Dissolved	266	ug/L	10.0	06/02/23 03:15	
EPA 6020	Arsenic	3.3	ug/L	1.0	06/02/23 16:42	
EPA 903.1	Radium-226	1.39 ± 0.741 (0.640)	pCi/L		06/18/23 15:06	
EPA 904.0	Radium-228	C:NA T:97% 0.269 ± 0.345 (0.734)	pCi/L		06/13/23 15:14	
		C:80% T:87%				
Total Radium Calculation	Total Radium	1.66 ± 1.09 (1.37)	pCi/L		06/19/23 09:35	
SM 2320B	Alkalinity, Total as CaCO3	244	mg/L	10.0	05/20/23 00:50	
SM 2320B	Alkalinity,Bicarbonate (CaCO3)	244	mg/L	10.0	05/20/23 00:50	
SM 2540C	Total Dissolved Solids	470	mg/L	10.0	05/26/23 08:29	
SM 4500-H+B	pH at 25 Degrees C	7.6	Std. Units	0.10	05/31/23 17:13	H3
EPA 365.1	Phosphate as P04	0.19	mg/L	0.15	06/04/23 07:51	
SM 5310C	Total Organic Carbon	2.1	mg/L	1.0	06/01/23 14:37	
SM 5310C	Dissolved Organic Carbon	1.8	mg/L	1.0	06/07/23 05:39	

REPORT OF LABORATORY ANALYSIS

This report shall not be reproduced, except in full,
without the written consent of Pace Analytical Services, LLC.



ANALYTICAL RESULTS

Project: Harding Street P1R3
 Pace Project No.: 50345389

Sample: MW-17D **Lab ID: 50345389001** Collected: 05/19/23 11:10 Received: 05/19/23 15:15 Matrix: Water

Parameters	Results	Units	Report			Prepared	Analyzed	CAS No.	Qual
			Limit	MDL	DF				
9056 IC Anions									
Analytical Method: EPA 9056									
Pace Analytical Services - Indianapolis									
Chloride	95.2	mg/L	2.5	0.67	10		06/02/23 10:36	16887-00-6	
Fluoride	0.27	mg/L	0.10	0.017	1		06/02/23 10:18	16984-48-8	
Sulfate	59.0	mg/L	2.5	0.85	10		06/02/23 10:36	14808-79-8	
6010 MET ICP									
Analytical Method: EPA 6010 Preparation Method: EPA 3010									
Pace Analytical Services - Indianapolis									
Aluminum	ND	ug/L	200	55.4	1	06/01/23 08:38	06/02/23 22:22	7429-90-5	
Barium	190	ug/L	10.0	2.1	1	06/01/23 08:38	06/02/23 22:22	7440-39-3	
Boron	180	ug/L	100	37.6	1	06/01/23 08:38	06/02/23 22:22	7440-42-8	
Cadmium	ND	ug/L	2.0	0.66	1	06/01/23 08:38	06/02/23 22:22	7440-43-9	
Calcium	76200	ug/L	1000	163	1	06/01/23 08:38	06/02/23 22:22	7440-70-2	
Iron	2280	ug/L	100	48.8	1	06/01/23 08:38	06/02/23 22:22	7439-89-6	
Lead	ND	ug/L	10.0	2.6	1	06/01/23 08:38	06/02/23 22:22	7439-92-1	
Lithium	ND	ug/L	20.0	6.2	1	06/01/23 08:38	06/02/23 22:22	7439-93-2	
Magnesium	20500	ug/L	1000	71.8	1	06/01/23 08:38	06/02/23 22:22	7439-95-4	
Manganese	275	ug/L	10.0	2.5	1	06/01/23 08:38	06/02/23 22:22	7439-96-5	
Molybdenum	ND	ug/L	10.0	3.7	1	06/01/23 08:38	06/02/23 22:22	7439-98-7	
Potassium	5900	ug/L	1000	281	1	06/01/23 08:38	06/02/23 22:22	7440-09-7	
Silica	9930	ug/L	450		1	06/01/23 08:38	06/02/23 22:22	7631-86-9	N2
Sodium	72000	ug/L	1000	214	1	06/01/23 08:38	06/02/23 22:22	7440-23-5	
6010 MET ICP, Dissolved									
Analytical Method: EPA 6010 Preparation Method: EPA 3010									
Pace Analytical Services - Indianapolis									
Iron, Dissolved	2020	ug/L	100	48.8	1	06/01/23 07:36	06/02/23 03:06	7439-89-6	
Manganese, Dissolved	274	ug/L	10.0	2.5	1	06/01/23 07:36	06/02/23 03:06	7439-96-5	
Molybdenum, Dissolved	ND	ug/L	10.0	3.7	1	06/01/23 07:36	06/02/23 03:06	7439-98-7	
6020 MET ICPMS									
Analytical Method: EPA 6020 Preparation Method: EPA 200.2									
Pace Analytical Services - Indianapolis									
Antimony	ND	ug/L	1.0	0.080	1	05/31/23 16:30	06/02/23 16:39	7440-36-0	
Arsenic	3.5	ug/L	1.0	0.12	1	05/31/23 16:30	06/02/23 16:39	7440-38-2	
Beryllium	ND	ug/L	0.20	0.026	1	05/31/23 16:30	06/03/23 13:39	7440-41-7	
Chromium	ND	ug/L	10.0	0.18	1	05/31/23 16:30	06/02/23 16:39	7440-47-3	
Cobalt	ND	ug/L	1.0	0.071	1	05/31/23 16:30	06/02/23 16:39	7440-48-4	
Selenium	ND	ug/L	1.0	0.19	1	05/31/23 16:30	06/02/23 16:39	7782-49-2	
Thallium	ND	ug/L	1.0	0.060	1	05/31/23 16:30	06/02/23 16:39	7440-28-0	
7470 Mercury									
Analytical Method: EPA 7470 Preparation Method: EPA 7470									
Pace Analytical Services - Indianapolis									
Mercury	ND	ug/L	0.20	0.12	1	05/23/23 19:54	05/24/23 08:43	7439-97-6	
2320B Alkalinity									
Analytical Method: SM 2320B									
Pace Analytical Services - Indianapolis									
Alkalinity, Total as CaCO3	244	mg/L	10.0	10.0	1		05/20/23 00:50		

REPORT OF LABORATORY ANALYSIS

This report shall not be reproduced, except in full,
 without the written consent of Pace Analytical Services, LLC.



ANALYTICAL RESULTS

Project: Harding Street P1R3

Pace Project No.: 50345389

Sample: MW-17D		Lab ID: 50345389001		Collected: 05/19/23 11:10	Received: 05/19/23 15:15	Matrix: Water			
Parameters	Results	Units	Report Limit	MDL	DF	Prepared	Analyzed	CAS No.	Qual
2320B Alkalinity		Analytical Method: SM 2320B Pace Analytical Services - Indianapolis							
Alkalinity,Bicarbonate (CaCO3)	244	mg/L	10.0	10.0	1		05/20/23 00:50		
Alkalinity,Carbonate (CaCO3)	ND	mg/L	10.0	10.0	1		05/20/23 00:50		
2540C Total Dissolved Solids		Analytical Method: SM 2540C Pace Analytical Services - Indianapolis							
Total Dissolved Solids	469	mg/L	10.0	10.0	1		05/26/23 08:29		
4500H+ pH, Electrometric		Analytical Method: SM 4500-H+B Pace Analytical Services - Indianapolis							
pH at 25 Degrees C	7.6	Std. Units	0.10	0.10	1		05/31/23 17:26		H3
4500S2D Sulfide Water		Analytical Method: SM 4500-S2-D Pace Analytical Services - Indianapolis							
Sulfide	ND	mg/L	0.10	0.025	1		05/22/23 13:15	18496-25-8	
Iron, Ferrous		Analytical Method: HACH 8146 Pace Analytical Services - Indianapolis							
Iron, Ferrous	0.23	mg/L	0.20	0.035	1		05/24/23 11:56	15438-31-0	H3,N2
353.2 Nitrogen, NO2/NO3 unpres		Analytical Method: EPA 353.2 Pace Analytical Services - Indianapolis							
Nitrogen, Nitrate	ND	mg/L	0.10	0.011	1		05/19/23 19:07	14797-55-8	
Nitrogen, Nitrite	ND	mg/L	0.10	0.0040	1		05/19/23 19:07	14797-65-0	
365.1 Total Phosphorus		Analytical Method: EPA 365.1 Preparation Method: EPA 365.1 Pace Analytical Services - Indianapolis							
Phosphate as P04	0.25	mg/L	0.15	0.15	1	05/27/23 15:00	06/04/23 07:51		
5310C TOC		Analytical Method: SM 5310C Pace Analytical Services - Indianapolis							
Total Organic Carbon	2.1	mg/L	1.0	0.24	1		06/01/23 14:25	7440-44-0	
5310C Dissolved Organic Carbon		Analytical Method: SM 5310C Pace Analytical Services - Indianapolis							
Dissolved Organic Carbon	1.9	mg/L	1.0	0.24	1		06/07/23 05:46		

REPORT OF LABORATORY ANALYSIS

This report shall not be reproduced, except in full,
without the written consent of Pace Analytical Services, LLC.



ANALYTICAL RESULTS

Project: Harding Street P1R3

Pace Project No.: 50345389

Sample: DUP_9 Lab ID: 50345389002 Collected: 05/19/23 08:00 Received: 05/19/23 15:15 Matrix: Water

Parameters	Results	Units	Report			Prepared	Analyzed	CAS No.	Qual
			Limit	MDL	DF				
9056 IC Anions									
Analytical Method: EPA 9056									
Pace Analytical Services - Indianapolis									
Chloride	95.5	mg/L	2.5	0.67	10		06/02/23 15:32	16887-00-6	
Fluoride	0.27	mg/L	0.10	0.017	1		06/02/23 15:14	16984-48-8	
Sulfate	59.2	mg/L	2.5	0.85	10		06/02/23 15:32	14808-79-8	
6010 MET ICP									
Analytical Method: EPA 6010 Preparation Method: EPA 3010									
Pace Analytical Services - Indianapolis									
Aluminum	ND	ug/L	200	55.4	1	06/01/23 08:38	06/02/23 22:24	7429-90-5	
Barium	186	ug/L	10.0	2.1	1	06/01/23 08:38	06/02/23 22:24	7440-39-3	
Boron	167	ug/L	100	37.6	1	06/01/23 08:38	06/02/23 22:24	7440-42-8	
Cadmium	ND	ug/L	2.0	0.66	1	06/01/23 08:38	06/02/23 22:24	7440-43-9	
Calcium	74800	ug/L	1000	163	1	06/01/23 08:38	06/02/23 22:24	7440-70-2	
Iron	2130	ug/L	100	48.8	1	06/01/23 08:38	06/02/23 22:24	7439-89-6	
Lead	ND	ug/L	10.0	2.6	1	06/01/23 08:38	06/02/23 22:24	7439-92-1	
Lithium	ND	ug/L	20.0	6.2	1	06/01/23 08:38	06/02/23 22:24	7439-93-2	
Magnesium	20000	ug/L	1000	71.8	1	06/01/23 08:38	06/02/23 22:24	7439-95-4	
Manganese	269	ug/L	10.0	2.5	1	06/01/23 08:38	06/02/23 22:24	7439-96-5	
Molybdenum	ND	ug/L	10.0	3.7	1	06/01/23 08:38	06/02/23 22:24	7439-98-7	
Potassium	5730	ug/L	1000	281	1	06/01/23 08:38	06/02/23 22:24	7440-09-7	
Silica	9660	ug/L	450		1	06/01/23 08:38	06/02/23 22:24	7631-86-9	N2
Sodium	70800	ug/L	1000	214	1	06/01/23 08:38	06/02/23 22:24	7440-23-5	
6010 MET ICP, Dissolved									
Analytical Method: EPA 6010 Preparation Method: EPA 3010									
Pace Analytical Services - Indianapolis									
Iron, Dissolved	1960	ug/L	100	48.8	1	06/01/23 07:36	06/02/23 03:15	7439-89-6	
Manganese, Dissolved	266	ug/L	10.0	2.5	1	06/01/23 07:36	06/02/23 03:15	7439-96-5	
Molybdenum, Dissolved	ND	ug/L	10.0	3.7	1	06/01/23 07:36	06/02/23 03:15	7439-98-7	
6020 MET ICPMS									
Analytical Method: EPA 6020 Preparation Method: EPA 200.2									
Pace Analytical Services - Indianapolis									
Antimony	ND	ug/L	1.0	0.080	1	05/31/23 16:30	06/02/23 16:42	7440-36-0	
Arsenic	3.3	ug/L	1.0	0.12	1	05/31/23 16:30	06/02/23 16:42	7440-38-2	
Beryllium	ND	ug/L	0.20	0.026	1	05/31/23 16:30	06/03/23 13:42	7440-41-7	
Chromium	ND	ug/L	10.0	0.18	1	05/31/23 16:30	06/02/23 16:42	7440-47-3	
Cobalt	ND	ug/L	1.0	0.071	1	05/31/23 16:30	06/02/23 16:42	7440-48-4	
Selenium	ND	ug/L	1.0	0.19	1	05/31/23 16:30	06/02/23 16:42	7782-49-2	
Thallium	ND	ug/L	1.0	0.060	1	05/31/23 16:30	06/02/23 16:42	7440-28-0	
7470 Mercury									
Analytical Method: EPA 7470 Preparation Method: EPA 7470									
Pace Analytical Services - Indianapolis									
Mercury	ND	ug/L	0.20	0.12	1	05/23/23 19:54	05/24/23 08:46	7439-97-6	
2320B Alkalinity									
Analytical Method: SM 2320B									
Pace Analytical Services - Indianapolis									
Alkalinity, Total as CaCO3	244	mg/L	10.0	10.0	1		05/20/23 00:50		

REPORT OF LABORATORY ANALYSIS

This report shall not be reproduced, except in full,
without the written consent of Pace Analytical Services, LLC.



ANALYTICAL RESULTS

Project: Harding Street P1R3
 Pace Project No.: 50345389

Sample: DUP_9 Lab ID: 50345389002 Collected: 05/19/23 08:00 Received: 05/19/23 15:15 Matrix: Water									
Parameters	Results	Units	Report Limit	MDL	DF	Prepared	Analyzed	CAS No.	Qual
2320B Alkalinity									
Analytical Method: SM 2320B Pace Analytical Services - Indianapolis									
Alkalinity,Bicarbonate (CaCO3)	244	mg/L	10.0	10.0	1		05/20/23 00:50		
Alkalinity,Carbonate (CaCO3)	ND	mg/L	10.0	10.0	1		05/20/23 00:50		
2540C Total Dissolved Solids									
Analytical Method: SM 2540C Pace Analytical Services - Indianapolis									
Total Dissolved Solids	470	mg/L	10.0	10.0	1		05/26/23 08:29		
4500H+ pH, Electrometric									
Analytical Method: SM 4500-H+B Pace Analytical Services - Indianapolis									
pH at 25 Degrees C	7.6	Std. Units	0.10	0.10	1		05/31/23 17:13		H3
4500S2D Sulfide Water									
Analytical Method: SM 4500-S2-D Pace Analytical Services - Indianapolis									
Sulfide	ND	mg/L	0.10	0.025	1		05/22/23 13:15	18496-25-8	
Iron, Ferrous									
Analytical Method: HACH 8146 Pace Analytical Services - Indianapolis									
Iron, Ferrous	ND	mg/L	0.20	0.035	1		05/24/23 11:55	15438-31-0	H3,N2
353.2 Nitrogen, NO2/NO3 unpres									
Analytical Method: EPA 353.2 Pace Analytical Services - Indianapolis									
Nitrogen, Nitrate	ND	mg/L	0.10	0.011	1		05/19/23 19:09	14797-55-8	
Nitrogen, Nitrite	ND	mg/L	0.10	0.0040	1		05/19/23 19:09	14797-65-0	
365.1 Total Phosphorus									
Analytical Method: EPA 365.1 Preparation Method: EPA 365.1 Pace Analytical Services - Indianapolis									
Phosphate as P04	0.19	mg/L	0.15	0.15	1	05/27/23 15:00	06/04/23 07:51		
5310C TOC									
Analytical Method: SM 5310C Pace Analytical Services - Indianapolis									
Total Organic Carbon	2.1	mg/L	1.0	0.24	1		06/01/23 14:37	7440-44-0	
5310C Dissolved Organic Carbon									
Analytical Method: SM 5310C Pace Analytical Services - Indianapolis									
Dissolved Organic Carbon	1.8	mg/L	1.0	0.24	1		06/07/23 05:39		

REPORT OF LABORATORY ANALYSIS

This report shall not be reproduced, except in full,
 without the written consent of Pace Analytical Services, LLC.



QUALITY CONTROL DATA

Project: Harding Street P1R3

Pace Project No.: 50345389

QC Batch:	736749	Analysis Method:	EPA 9056
QC Batch Method:	EPA 9056	Analysis Description:	9056 IC Anions
		Laboratory:	Pace Analytical Services - Indianapolis

Associated Lab Samples: 50345389001, 50345389002

METHOD BLANK: 3380268 Matrix: Water

Associated Lab Samples: 50345389001, 50345389002

Parameter	Units	Blank Result	Reporting Limit	MDL	Analyzed	Qualifiers
Chloride	mg/L	ND	0.25	0.067	06/02/23 15:50	
Fluoride	mg/L	ND	0.10	0.017	06/02/23 15:50	
Sulfate	mg/L	ND	0.25	0.085	06/02/23 15:50	

LABORATORY CONTROL SAMPLE: 3380269

Parameter	Units	Spike Conc.	LCS Result	LCS % Rec	% Rec Limits	Qualifiers
Chloride	mg/L	2.5	2.4	96	80-120	
Fluoride	mg/L	1	1.0	100	80-120	
Sulfate	mg/L	5	4.6	93	80-120	

MATRIX SPIKE & MATRIX SPIKE DUPLICATE: 3380270 3380271

Parameter	Units	50345429007		3380270		3380271		% Rec	% Rec	% Rec Limits	RPD	Max RPD	Qual
		MS Result	MSD Result	MS Spike Conc.	MSD Spike Conc.	MS Result	MSD Result						
Chloride	mg/L	310	250	250	534	526	90	86	80-120	1	15		
Fluoride	mg/L	4.9	1	1	5.9	5.9	99	102	80-120	0	15		
Sulfate	mg/L	17.4	5	5	22.1	22.1	94	94	80-120	0	15		

Results presented on this page are in the units indicated by the "Units" column except where an alternate unit is presented to the right of the result.

REPORT OF LABORATORY ANALYSIS

This report shall not be reproduced, except in full, without the written consent of Pace Analytical Services, LLC.



QUALITY CONTROL DATA

Project: Harding Street P1R3

Pace Project No.: 50345389

QC Batch: 735069	Analysis Method: EPA 7470
QC Batch Method: EPA 7470	Analysis Description: 7470 Mercury
	Laboratory: Pace Analytical Services - Indianapolis

Associated Lab Samples: 50345389001, 50345389002

METHOD BLANK: 3373312 Matrix: Water

Associated Lab Samples: 50345389001, 50345389002

Parameter	Units	Blank Result	Reporting Limit	MDL	Analyzed	Qualifiers
Mercury	ug/L	ND	0.20	0.12	05/24/23 07:59	

LABORATORY CONTROL SAMPLE: 3373313

Parameter	Units	Spike Conc.	LCS Result	LCS % Rec	% Rec Limits	Qualifiers
Mercury	ug/L	5	5.5	109	80-120	

MATRIX SPIKE & MATRIX SPIKE DUPLICATE: 3373314 3373315

Parameter	Units	50344804004		3373315		MS % Rec	MSD % Rec	% Rec Limits	RPD	Max RPD	Qual
		MS Spike Conc.	MSD Spike Conc.	MS Result	MSD Result						
Mercury	ug/L	ND	5	5	5.4	5.4	107	108	75-125	1	20

Results presented on this page are in the units indicated by the "Units" column except where an alternate unit is presented to the right of the result.

REPORT OF LABORATORY ANALYSIS

This report shall not be reproduced, except in full, without the written consent of Pace Analytical Services, LLC.



QUALITY CONTROL DATA

Project: Harding Street P1R3
 Pace Project No.: 50345389

QC Batch: 736785 Analysis Method: EPA 6010
 QC Batch Method: EPA 3010 Analysis Description: 6010 MET
 Laboratory: Pace Analytical Services - Indianapolis

Associated Lab Samples: 50345389001, 50345389002

METHOD BLANK: 3380372 Matrix: Water

Associated Lab Samples: 50345389001, 50345389002

Parameter	Units	Blank Result	Reporting Limit	MDL	Analyzed	Qualifiers
Aluminum	ug/L	ND	200	55.4	06/02/23 22:15	
Barium	ug/L	ND	10.0	2.1	06/02/23 22:15	
Boron	ug/L	ND	100	37.6	06/02/23 22:15	
Cadmium	ug/L	ND	2.0	0.66	06/02/23 22:15	
Calcium	ug/L	ND	1000	163	06/02/23 22:15	
Iron	ug/L	ND	100	48.8	06/02/23 22:15	
Lead	ug/L	ND	10.0	2.6	06/02/23 22:15	
Lithium	ug/L	ND	20.0	6.2	06/02/23 22:15	
Magnesium	ug/L	ND	1000	71.8	06/02/23 22:15	
Manganese	ug/L	ND	10.0	2.5	06/02/23 22:15	
Molybdenum	ug/L	ND	10.0	3.7	06/02/23 22:15	
Potassium	ug/L	ND	1000	281	06/02/23 22:15	
Silica	ug/L	ND	450		06/02/23 22:15	N2
Sodium	ug/L	ND	1000	214	06/02/23 22:15	

LABORATORY CONTROL SAMPLE: 3380373

Parameter	Units	Spike Conc.	LCS Result	LCS % Rec	% Rec Limits	Qualifiers
Aluminum	ug/L	5000	4860	97	80-120	
Barium	ug/L	1000	1020	102	80-120	
Boron	ug/L	1000	957	96	80-120	
Cadmium	ug/L	1000	972	97	80-120	
Calcium	ug/L	5000	4890	98	80-120	
Iron	ug/L	2500	2580	103	80-120	
Lead	ug/L	1000	972	97	80-120	
Lithium	ug/L	1000	977	98	80-120	
Magnesium	ug/L	5000	4880	98	80-120	
Manganese	ug/L	1000	983	98	80-120	
Molybdenum	ug/L	1000	1020	102	80-120	
Potassium	ug/L	5000	4790	96	80-120	
Silica	ug/L	5350	5310	99	80-120	N2
Sodium	ug/L	5000	4830	97	80-120	

Results presented on this page are in the units indicated by the "Units" column except where an alternate unit is presented to the right of the result.

REPORT OF LABORATORY ANALYSIS

This report shall not be reproduced, except in full,
 without the written consent of Pace Analytical Services, LLC.



QUALITY CONTROL DATA

Project: Harding Street P1R3

Pace Project No.: 50345389

MATRIX SPIKE & MATRIX SPIKE DUPLICATE: 3380374 3380375													
Parameter	Units	50345873010		MS	MSD	MS		MSD		% Rec Limits	RPD	Max RPD	Qual
		Result	Conc.	Spike Conc.	Spike Conc.	Result	Result	% Rec	% Rec				
Aluminum	ug/L	769000	25000	25000	757000	590000	-48	-718	75-125	25	20	P6,R1	
Barium	ug/L	6180	5000	5000	10800	10400	93	84	75-125	4	20		
Boron	ug/L	ND	5000	5000	4580	4570	86	85	75-125	0	20		
Cadmium	ug/L	19.1	5000	5000	4450	4420	89	88	75-125	1	20		
Calcium	ug/L	276000	25000	25000	310000	297000	137	86	75-125	4	20	P6	
Iron	ug/L	1890000	12500	12500	1550000	1100000	-2700	-6320	75-125	34	20	P6,R1	
Lead	ug/L	1030	5000	5000	5060	4850	81	76	75-125	4	20		
Lithium	ug/L	937	5000	5000	5460	5240	90	86	75-125	4	20		
Magnesium	ug/L	185000	25000	25000	189000	158000	19	-106	75-125	18	20	P6	
Manganese	ug/L	43900	5000	5000	43000	33800	-17	-202	75-125	24	20	P6,R1	
Molybdenum	ug/L	131	5000	5000	4460	4430	87	86	75-125	1	20		
Potassium	ug/L	72100	25000	25000	89300	75500	69	14	75-125	17	20	M3	
Silica	ug/L	406000	26700	26700	1030000	1080000	2320	2540	75-125	5	20	N2	
Sodium	ug/L	56000	25000	25000	81400	79100	102	93	75-125	3	20		

Results presented on this page are in the units indicated by the "Units" column except where an alternate unit is presented to the right of the result.

REPORT OF LABORATORY ANALYSIS

This report shall not be reproduced, except in full,
without the written consent of Pace Analytical Services, LLC.



QUALITY CONTROL DATA

Project: Harding Street P1R3

Pace Project No.: 50345389

QC Batch:	736673	Analysis Method:	EPA 6010
QC Batch Method:	EPA 3010	Analysis Description:	6010 MET Dissolved
		Laboratory:	Pace Analytical Services - Indianapolis

Associated Lab Samples: 50345389001, 50345389002

METHOD BLANK: 3380039 Matrix: Water

Associated Lab Samples: 50345389001, 50345389002

Parameter	Units	Blank Result	Reporting Limit	MDL	Analyzed	Qualifiers
Iron, Dissolved	ug/L	ND	100	48.8	06/02/23 02:40	
Manganese, Dissolved	ug/L	ND	10.0	2.5	06/02/23 02:40	
Molybdenum, Dissolved	ug/L	ND	10.0	3.7	06/02/23 02:40	

LABORATORY CONTROL SAMPLE: 3380040

Parameter	Units	Spike Conc.	LCS Result	LCS % Rec	% Rec Limits	Qualifiers
Iron, Dissolved	ug/L	2500	2610	105	80-120	
Manganese, Dissolved	ug/L	1000	945	95	80-120	
Molybdenum, Dissolved	ug/L	1000	996	100	80-120	

MATRIX SPIKE & MATRIX SPIKE DUPLICATE: 3380041 3380042

Parameter	Units	MS		MSD		MS Result	MSD Result	MS % Rec	MSD % Rec	% Rec Limits	RPD	Max RPD	Qual
		50345846001 Result	Spike Conc.	Spike Conc.	Result								
Iron, Dissolved	ug/L	7160	2500	2500	9700	9800	102	106	75-125	1	20		
Manganese, Dissolved	ug/L	1240	1000	1000	2190	2210	95	98	75-125	1	20		
Molybdenum, Dissolved	ug/L	317	1000	1000	1380	1400	106	108	75-125	1	20		

Results presented on this page are in the units indicated by the "Units" column except where an alternate unit is presented to the right of the result.

REPORT OF LABORATORY ANALYSIS

This report shall not be reproduced, except in full, without the written consent of Pace Analytical Services, LLC.



QUALITY CONTROL DATA

Project: Harding Street P1R3

Pace Project No.: 50345389

QC Batch:	736611	Analysis Method:	EPA 6020
QC Batch Method:	EPA 200.2	Analysis Description:	6020 MET
		Laboratory:	Pace Analytical Services - Indianapolis

Associated Lab Samples: 50345389001, 50345389002

METHOD BLANK: 3379861 Matrix: Water

Associated Lab Samples: 50345389001, 50345389002

Parameter	Units	Blank Result	Reporting Limit	MDL	Analyzed	Qualifiers
Antimony	ug/L	ND	1.0	0.080	06/02/23 15:24	
Arsenic	ug/L	ND	1.0	0.12	06/02/23 15:24	
Beryllium	ug/L	ND	0.20	0.026	06/02/23 15:24	
Chromium	ug/L	ND	10.0	0.18	06/02/23 15:24	
Cobalt	ug/L	ND	1.0	0.071	06/02/23 15:24	
Selenium	ug/L	ND	1.0	0.19	06/02/23 15:24	
Thallium	ug/L	ND	1.0	0.060	06/02/23 15:24	

LABORATORY CONTROL SAMPLE: 3379862

Parameter	Units	Spike Conc.	LCS Result	LCS % Rec	% Rec Limits	Qualifiers
Antimony	ug/L	40	41.7	104	80-120	
Arsenic	ug/L	40	39.4	99	80-120	
Beryllium	ug/L	40	36.4	91	80-120	
Chromium	ug/L	40	41.1	103	80-120	
Cobalt	ug/L	40	41.4	104	80-120	
Selenium	ug/L	40	39.0	98	80-120	
Thallium	ug/L	40	41.3	103	80-120	

MATRIX SPIKE & MATRIX SPIKE DUPLICATE: 3379863 3379864

Parameter	Units	50344970003		3379864		MS % Rec	MSD % Rec	% Rec Limits	RPD	Max RPD	Qual
		MS Spike Conc.	MSD Spike Conc.	MS Result	MSD Result						
Antimony	ug/L	ND	40	40	42.1	41.8	105	104	75-125	1	20
Arsenic	ug/L	ND	40	40	39.3	39.6	96	97	75-125	1	20
Beryllium	ug/L	ND	40	40	35.5	35.5	89	89	75-125	0	20
Chromium	ug/L	ND	40	40	40.3	40.4	100	100	75-125	0	20
Cobalt	ug/L	ND	40	40	38.9	38.7	96	95	75-125	0	20
Selenium	ug/L	ND	40	40	38.5	38.4	96	96	75-125	0	20
Thallium	ug/L	ND	40	40	41.4	41.8	103	105	75-125	1	20

Results presented on this page are in the units indicated by the "Units" column except where an alternate unit is presented to the right of the result.

REPORT OF LABORATORY ANALYSIS

This report shall not be reproduced, except in full, without the written consent of Pace Analytical Services, LLC.



QUALITY CONTROL DATA

Project: Harding Street P1R3

Pace Project No.: 50345389

QC Batch: 734833	Analysis Method: SM 2320B
QC Batch Method: SM 2320B	Analysis Description: 2320B Alkalinity
	Laboratory: Pace Analytical Services - Indianapolis

Associated Lab Samples: 50345389001, 50345389002

METHOD BLANK: 3372525 Matrix: Water

Associated Lab Samples: 50345389001, 50345389002

Parameter	Units	Blank Result	Reporting Limit	MDL	Analyzed	Qualifiers
Alkalinity, Total as CaCO3	mg/L	ND	10.0	10.0	05/20/23 00:50	
Alkalinity,Bicarbonate (CaCO3)	mg/L	ND	10.0	10.0	05/20/23 00:50	
Alkalinity,Carbonate (CaCO3)	mg/L	ND	10.0	10.0	05/20/23 00:50	

LABORATORY CONTROL SAMPLE: 3372526

Parameter	Units	Spike Conc.	LCS Result	LCS % Rec	% Rec Limits	Qualifiers
Alkalinity, Total as CaCO3	mg/L	50	48.9	98	90-110	

SAMPLE DUPLICATE: 3372527

Parameter	Units	50345183003 Result	Dup Result	RPD	Max RPD	Qualifiers
Alkalinity, Total as CaCO3	mg/L	186	191	2	20	
Alkalinity,Bicarbonate (CaCO3)	mg/L	186	191	2	20	
Alkalinity,Carbonate (CaCO3)	mg/L	ND	ND		20	

SAMPLE DUPLICATE: 3372528

Parameter	Units	50345302016 Result	Dup Result	RPD	Max RPD	Qualifiers
Alkalinity, Total as CaCO3	mg/L	309	314	2	20	
Alkalinity,Bicarbonate (CaCO3)	mg/L	309	314	2	20	
Alkalinity,Carbonate (CaCO3)	mg/L	ND	ND		20	

Results presented on this page are in the units indicated by the "Units" column except where an alternate unit is presented to the right of the result.

REPORT OF LABORATORY ANALYSIS

This report shall not be reproduced, except in full, without the written consent of Pace Analytical Services, LLC.



QUALITY CONTROL DATA

Project: Harding Street P1R3

Pace Project No.: 50345389

QC Batch: 736009

Analysis Method: SM 2540C

QC Batch Method: SM 2540C

Analysis Description: 2540C Total Dissolved Solids

Laboratory: Pace Analytical Services - Indianapolis

Associated Lab Samples: 50345389001, 50345389002

METHOD BLANK: 3377455

Matrix: Water

Associated Lab Samples: 50345389001, 50345389002

Parameter	Units	Blank Result	Reporting Limit	MDL	Analyzed	Qualifiers
Total Dissolved Solids	mg/L	ND	10.0	10.0	05/26/23 08:28	

LABORATORY CONTROL SAMPLE: 3377456

Parameter	Units	Spike Conc.	LCS Result	LCS % Rec	% Rec Limits	Qualifiers
Total Dissolved Solids	mg/L	300	279	93	80-120	

SAMPLE DUPLICATE: 3377457

Parameter	Units	50345425001 Result	Dup Result	RPD	Max RPD	Qualifiers
Total Dissolved Solids	mg/L	484	482	0	10	

SAMPLE DUPLICATE: 3377458

Parameter	Units	50345453002 Result	Dup Result	RPD	Max RPD	Qualifiers
Total Dissolved Solids	mg/L	243	244	0	10	

Results presented on this page are in the units indicated by the "Units" column except where an alternate unit is presented to the right of the result.

REPORT OF LABORATORY ANALYSIS

This report shall not be reproduced, except in full, without the written consent of Pace Analytical Services, LLC.



QUALITY CONTROL DATA

Project: Harding Street P1R3

Pace Project No.: 50345389

QC Batch: 736830

Analysis Method: SM 4500-H+B

QC Batch Method: SM 4500-H+B

Analysis Description: 4500H+B pH

Laboratory: Pace Analytical Services - Indianapolis

Associated Lab Samples: 50345389001, 50345389002

SAMPLE DUPLICATE: 3380639

Parameter	Units	50344945001 Result	Dup Result	RPD	Max RPD	Qualifiers
pH at 25 Degrees C	Std. Units	7.5	7.4	1	2	H3

SAMPLE DUPLICATE: 3380640

Parameter	Units	50345961001 Result	Dup Result	RPD	Max RPD	Qualifiers
pH at 25 Degrees C	Std. Units	7.5	7.5	0	2	H3

Results presented on this page are in the units indicated by the "Units" column except where an alternate unit is presented to the right of the result.

REPORT OF LABORATORY ANALYSIS

This report shall not be reproduced, except in full,
without the written consent of Pace Analytical Services, LLC.



QUALITY CONTROL DATA

Project: Harding Street P1R3

Pace Project No.: 50345389

QC Batch:	734983	Analysis Method:	SM 4500-S2-D
QC Batch Method:	SM 4500-S2-D	Analysis Description:	4500S2D Sulfide Water
		Laboratory:	Pace Analytical Services - Indianapolis

Associated Lab Samples: 50345389001, 50345389002

METHOD BLANK: 3373070 Matrix: Water

Associated Lab Samples: 50345389001, 50345389002

Parameter	Units	Blank Result	Reporting Limit	MDL	Analyzed	Qualifiers
Sulfide	mg/L	ND	0.10	0.025	05/22/23 13:15	

LABORATORY CONTROL SAMPLE: 3373071

Parameter	Units	Spike Conc.	LCS Result	LCS % Rec	% Rec Limits	Qualifiers
Sulfide	mg/L	0.5	0.50	99	90-110	

MATRIX SPIKE & MATRIX SPIKE DUPLICATE: 3373072 3373073

Parameter	Units	50345371007		3373072		3373073		% Rec Limits	RPD	Max RPD	Qual	
		MS Result	MSD Result	MS Spike Conc.	MSD Spike Conc.	MS Result	MSD Result					MS % Rec
Sulfide	mg/L	ND	ND	0.5	0.5	0.50	0.49	100	98	90-110	2	20

MATRIX SPIKE SAMPLE: 3373074

Parameter	Units	50345388001 Result	Spike Conc.	MS Result	MS % Rec	% Rec Limits	Qualifiers
Sulfide	mg/L	ND	0.5	0.35	70	90-110	M0

Results presented on this page are in the units indicated by the "Units" column except where an alternate unit is presented to the right of the result.

REPORT OF LABORATORY ANALYSIS

This report shall not be reproduced, except in full, without the written consent of Pace Analytical Services, LLC.



QUALITY CONTROL DATA

Project: Harding Street P1R3

Pace Project No.: 50345389

QC Batch: 735509

Analysis Method: HACH 8146

QC Batch Method: HACH 8146

Analysis Description: Iron, Ferrous

Laboratory: Pace Analytical Services - Indianapolis

Associated Lab Samples: 50345389001, 50345389002

METHOD BLANK: 3374971

Matrix: Water

Associated Lab Samples: 50345389001, 50345389002

Parameter	Units	Blank Result	Reporting Limit	MDL	Analyzed	Qualifiers
Iron, Ferrous	mg/L	ND	0.20	0.035	05/24/23 11:52	H3,N2

LABORATORY CONTROL SAMPLE: 3374972

Parameter	Units	Spike Conc.	LCS Result	LCS % Rec	% Rec Limits	Qualifiers
Iron, Ferrous	mg/L	1	1.0	101	90-110	H3,N2

MATRIX SPIKE & MATRIX SPIKE DUPLICATE: 3374973 3374974

Parameter	Units	50345528002		3374973		3374974		% Rec Limits	RPD	Max RPD	Qual	
		MS Spike Conc.	MSD Spike Conc.	MS Result	MSD Result	MS % Rec	MSD % Rec					
Iron, Ferrous	mg/L	0.26	2.5	2.5	2.9	2.9	104	105	90-110	2	20	H3,N2

MATRIX SPIKE SAMPLE: 3374975

Parameter	Units	50345326001 Result	Spike Conc.	MS Result	MS % Rec	% Rec Limits	Qualifiers
Iron, Ferrous	mg/L	1.2	5	6.4	104	90-110	H3,N2

Results presented on this page are in the units indicated by the "Units" column except where an alternate unit is presented to the right of the result.

REPORT OF LABORATORY ANALYSIS

This report shall not be reproduced, except in full, without the written consent of Pace Analytical Services, LLC.



QUALITY CONTROL DATA

Project: Harding Street P1R3

Pace Project No.: 50345389

QC Batch:	734780	Analysis Method:	EPA 353.2
QC Batch Method:	EPA 353.2	Analysis Description:	353.2 Nitrate + Nitrite, Unpres.
		Laboratory:	Pace Analytical Services - Indianapolis

Associated Lab Samples: 50345389001, 50345389002

METHOD BLANK: 3372069 Matrix: Water
 Associated Lab Samples: 50345389001, 50345389002

Parameter	Units	Blank Result	Reporting Limit	MDL	Analyzed	Qualifiers
Nitrogen, Nitrate	mg/L	ND	0.10	0.011	05/19/23 18:34	
Nitrogen, Nitrite	mg/L	ND	0.10	0.0040	05/19/23 18:34	

LABORATORY CONTROL SAMPLE: 3372070

Parameter	Units	Spike Conc.	LCS Result	LCS % Rec	% Rec Limits	Qualifiers
Nitrogen, Nitrate	mg/L	1	0.97	97	90-110	
Nitrogen, Nitrite	mg/L	1	1.0	102	90-110	

MATRIX SPIKE & MATRIX SPIKE DUPLICATE: 3372071 3372072

Parameter	Units	50345299005 Result	MS Spike Conc.	MSD Spike Conc.	MS Result	MSD Result	MS % Rec	MSD % Rec	% Rec Limits	RPD	Max RPD	Qual
Nitrogen, Nitrate	mg/L	ND	1	1	0.98	0.99	94	96	90-110	2	20	
Nitrogen, Nitrite	mg/L	ND	1	1	1.0	1.0	101	102	90-110	0	20	

MATRIX SPIKE SAMPLE: 3372251

Parameter	Units	50345361004 Result	Spike Conc.	MS Result	MS % Rec	% Rec Limits	Qualifiers
Nitrogen, Nitrate	mg/L		3.1	2	5.0	94	90-110
Nitrogen, Nitrite	mg/L		ND	2	2.1	104	90-110

Results presented on this page are in the units indicated by the "Units" column except where an alternate unit is presented to the right of the result.

REPORT OF LABORATORY ANALYSIS

This report shall not be reproduced, except in full, without the written consent of Pace Analytical Services, LLC.



QUALITY CONTROL DATA

Project: Harding Street P1R3

Pace Project No.: 50345389

QC Batch: 736258

Analysis Method: EPA 365.1

QC Batch Method: EPA 365.1

Analysis Description: 365.1 Total Phosphorus

Laboratory: Pace Analytical Services - Indianapolis

Associated Lab Samples: 50345389001, 50345389002

METHOD BLANK: 3378712

Matrix: Water

Associated Lab Samples: 50345389001, 50345389002

Parameter	Units	Blank Result	Reporting Limit	MDL	Analyzed	Qualifiers
Phosphate as P04	mg/L	ND	0.15	0.15	06/04/23 07:49	

LABORATORY CONTROL SAMPLE: 3378713

Parameter	Units	Spike Conc.	LCS Result	LCS % Rec	% Rec Limits	Qualifiers
Phosphate as P04	mg/L		1.7			

MATRIX SPIKE & MATRIX SPIKE DUPLICATE: 3378714 3378715

Parameter	Units	50345425002 Result	MS Spike Conc.	MSD Spike Conc.	MS Result	MSD Result	MS % Rec	MSD % Rec	% Rec Limits	RPD	Max RPD	Qual
Phosphate as P04	mg/L	1.9			3.5	3.5					1	

MATRIX SPIKE SAMPLE: 3378716

Parameter	Units	50345846002 Result	Spike Conc.	MS Result	MS % Rec	% Rec Limits	Qualifiers
Phosphate as P04	mg/L	0.90		2.3			

Results presented on this page are in the units indicated by the "Units" column except where an alternate unit is presented to the right of the result.

REPORT OF LABORATORY ANALYSIS

This report shall not be reproduced, except in full, without the written consent of Pace Analytical Services, LLC.



QUALITY CONTROL DATA

Project: Harding Street P1R3

Pace Project No.: 50345389

QC Batch: 736684

Analysis Method: SM 5310C

QC Batch Method: SM 5310C

Analysis Description: 5310C Total Organic Carbon

Laboratory: Pace Analytical Services - Indianapolis

Associated Lab Samples: 50345389001, 50345389002

METHOD BLANK: 3380063

Matrix: Water

Associated Lab Samples: 50345389001, 50345389002

Parameter	Units	Blank Result	Reporting Limit	MDL	Analyzed	Qualifiers
Total Organic Carbon	mg/L	ND	1.0	0.24	06/01/23 13:38	

LABORATORY CONTROL SAMPLE: 3380064

Parameter	Units	Spike Conc.	LCS Result	LCS % Rec	% Rec Limits	Qualifiers
Total Organic Carbon	mg/L	10	10.3	103	90-110	

MATRIX SPIKE & MATRIX SPIKE DUPLICATE: 3380065 3380066

Parameter	Units	50345528002		3380066		MS % Rec	MSD % Rec	% Rec Limits	RPD	Max RPD	Qual
		MS Spike Conc.	MSD Spike Conc.	MS Result	MSD Result						
Total Organic Carbon	mg/L	4.8	10	10	14.8	15.2	100	104	80-120	2	20

MATRIX SPIKE SAMPLE: 3380067

Parameter	Units	50345528003 Result	Spike Conc.	MS Result	MS % Rec	% Rec Limits	Qualifiers
Total Organic Carbon	mg/L	2.0	10	12.0	100	80-120	

Results presented on this page are in the units indicated by the "Units" column except where an alternate unit is presented to the right of the result.

REPORT OF LABORATORY ANALYSIS

This report shall not be reproduced, except in full, without the written consent of Pace Analytical Services, LLC.



QUALITY CONTROL DATA

Project: Harding Street P1R3

Pace Project No.: 50345389

QC Batch: 737278	Analysis Method: SM 5310C
QC Batch Method: SM 5310C	Analysis Description: 5310C Dissolved Organic Carbon
	Laboratory: Pace Analytical Services - Indianapolis

Associated Lab Samples: 50345389001

METHOD BLANK: 3382566 Matrix: Water

Associated Lab Samples: 50345389001

Parameter	Units	Blank Result	Reporting Limit	MDL	Analyzed	Qualifiers
Dissolved Organic Carbon	mg/L	ND	1.0	0.24	06/06/23 23:51	

LABORATORY CONTROL SAMPLE: 3382567

Parameter	Units	Spike Conc.	LCS Result	LCS % Rec	% Rec Limits	Qualifiers
Dissolved Organic Carbon	mg/L	10	10.0	100	90-110	

MATRIX SPIKE & MATRIX SPIKE DUPLICATE: 3382568 3382569

Parameter	Units	50345296004		3382569		MS		MSD		% Rec Limits	RPD	Max RPD	Qual
		Result	Spike Conc.	MS Result	MSD Result	% Rec	% Rec						
Dissolved Organic Carbon	mg/L	3.5	10	10	15.8	15.5	123	120	80-120	2	20	M0	

MATRIX SPIKE SAMPLE: 3382570

Parameter	Units	50345846002 Result	Spike Conc.	MS Result	MS % Rec	% Rec Limits	Qualifiers
Dissolved Organic Carbon	mg/L	2.5	10	12.4	99	80-120	

Results presented on this page are in the units indicated by the "Units" column except where an alternate unit is presented to the right of the result.

REPORT OF LABORATORY ANALYSIS

This report shall not be reproduced, except in full, without the written consent of Pace Analytical Services, LLC.



QUALITY CONTROL DATA

Project: Harding Street P1R3

Pace Project No.: 50345389

QC Batch: 737316

Analysis Method: SM 5310C

QC Batch Method: SM 5310C

Analysis Description: 5310C Dissolved Organic Carbon

Laboratory: Pace Analytical Services - Indianapolis

Associated Lab Samples: 50345389002

METHOD BLANK: 3382883

Matrix: Water

Associated Lab Samples: 50345389002

Parameter	Units	Blank Result	Reporting Limit	MDL	Analyzed	Qualifiers
Dissolved Organic Carbon	mg/L	ND	1.0	0.24	06/07/23 05:00	

LABORATORY CONTROL SAMPLE: 3382884

Parameter	Units	Spike Conc.	LCS Result	LCS % Rec	% Rec Limits	Qualifiers
Dissolved Organic Carbon	mg/L	10	9.6	96	90-110	

MATRIX SPIKE & MATRIX SPIKE DUPLICATE: 3384859 3384860

Parameter	Units	3384859		3384860		MS % Rec	MSD % Rec	% Rec Limits	RPD	Max RPD	Qual
		MS Spike Conc.	MSD Spike Conc.	MS Result	MSD Result						
Dissolved Organic Carbon	mg/L	78.9	200	200	274	264	97	93	80-120	4	20

Results presented on this page are in the units indicated by the "Units" column except where an alternate unit is presented to the right of the result.

REPORT OF LABORATORY ANALYSIS

This report shall not be reproduced, except in full, without the written consent of Pace Analytical Services, LLC.



ANALYTICAL RESULTS - RADIOCHEMISTRY

Project: Harding Street P1R3

Pace Project No.: 50345389

Sample: MW-17D **Lab ID: 50345389001** Collected: 05/19/23 11:10 Received: 05/19/23 15:15 Matrix: Water
 PWS: Site ID: Sample Type:

Parameters	Method	Act ± Unc (MDC) Carr Trac	Units	Analyzed	CAS No.	Qual
	Pace Analytical Services - Greensburg					
Radium-226	EPA 903.1	1.43 ± 0.758 (0.812) C:NA T:99%	pCi/L	06/18/23 15:06	13982-63-3	
	Pace Analytical Services - Greensburg					
Radium-228	EPA 904.0	0.0115 ± 0.316 (0.733) C:83% T:85%	pCi/L	06/13/23 15:14	15262-20-1	
	Pace Analytical Services - Greensburg					
Total Radium	Total Radium Calculation	1.44 ± 1.07 (1.55)	pCi/L	06/19/23 09:35	7440-14-4	

REPORT OF LABORATORY ANALYSIS

This report shall not be reproduced, except in full, without the written consent of Pace Analytical Services, LLC.



ANALYTICAL RESULTS - RADIOCHEMISTRY

Project: Harding Street P1R3

Pace Project No.: 50345389

Sample: DUP_9 **Lab ID: 50345389002** Collected: 05/19/23 08:00 Received: 05/19/23 15:15 Matrix: Water
 PWS: Site ID: Sample Type:

Parameters	Method	Act ± Unc (MDC) Carr Trac	Units	Analyzed	CAS No.	Qual
Pace Analytical Services - Greensburg						
Radium-226	EPA 903.1	1.39 ± 0.741 (0.640) C:NA T:97%	pCi/L	06/18/23 15:06	13982-63-3	
Pace Analytical Services - Greensburg						
Radium-228	EPA 904.0	0.269 ± 0.345 (0.734) C:80% T:87%	pCi/L	06/13/23 15:14	15262-20-1	
Pace Analytical Services - Greensburg						
Total Radium	Total Radium Calculation	1.66 ± 1.09 (1.37)	pCi/L	06/19/23 09:35	7440-14-4	

REPORT OF LABORATORY ANALYSIS

This report shall not be reproduced, except in full, without the written consent of Pace Analytical Services, LLC.



QUALITY CONTROL - RADIOCHEMISTRY

Project: Harding Street P1R3

Pace Project No.: 50345389

QC Batch: 592553

Analysis Method: EPA 904.0

QC Batch Method: EPA 904.0

Analysis Description: 904.0 Radium 228

Laboratory: Pace Analytical Services - Greensburg

Associated Lab Samples: 50345389001, 50345389002

METHOD BLANK: 2879278

Matrix: Water

Associated Lab Samples: 50345389001, 50345389002

Parameter	Act ± Unc (MDC) Carr Trac	Units	Analyzed	Qualifiers
Radium-228	0.391 ± 0.350 (0.708) C:87% T:83%	pCi/L	06/13/23 15:17	

Results presented on this page are in the units indicated by the "Units" column except where an alternate unit is presented to the right of the result.

REPORT OF LABORATORY ANALYSIS

This report shall not be reproduced, except in full, without the written consent of Pace Analytical Services, LLC.



QUALITY CONTROL - RADIOCHEMISTRY

Project: Harding Street P1R3

Pace Project No.: 50345389

QC Batch: 592552

Analysis Method: EPA 903.1

QC Batch Method: EPA 903.1

Analysis Description: 903.1 Radium-226

Laboratory: Pace Analytical Services - Greensburg

Associated Lab Samples: 50345389001, 50345389002

METHOD BLANK: 2879276

Matrix: Water

Associated Lab Samples: 50345389001, 50345389002

Parameter	Act ± Unc (MDC) Carr Trac	Units	Analyzed	Qualifiers
Radium-226	0.348 ± 0.493 (0.835) C:NA T:93%	pCi/L	06/18/23 15:35	

Results presented on this page are in the units indicated by the "Units" column except where an alternate unit is presented to the right of the result.

REPORT OF LABORATORY ANALYSIS

This report shall not be reproduced, except in full, without the written consent of Pace Analytical Services, LLC.



QUALIFIERS

Project: Harding Street P1R3

Pace Project No.: 50345389

DEFINITIONS

DF - Dilution Factor, if reported, represents the factor applied to the reported data due to dilution of the sample aliquot.

ND - Not Detected at or above adjusted reporting limit.

TNTC - Too Numerous To Count

J - Estimated concentration above the adjusted method detection limit and below the adjusted reporting limit.

MDL - Adjusted Method Detection Limit.

PQL - Practical Quantitation Limit.

RL - Reporting Limit - The lowest concentration value that meets project requirements for quantitative data with known precision and bias for a specific analyte in a specific matrix.

S - Surrogate

1,2-Diphenylhydrazine decomposes to and cannot be separated from Azobenzene using Method 8270. The result for each analyte is a combined concentration.

Consistent with EPA guidelines, unrounded data are displayed and have been used to calculate % recovery and RPD values.

LCS(D) - Laboratory Control Sample (Duplicate)

MS(D) - Matrix Spike (Duplicate)

DUP - Sample Duplicate

RPD - Relative Percent Difference

NC - Not Calculable.

SG - Silica Gel - Clean-Up

U - Indicates the compound was analyzed for, but not detected.

N-Nitrosodiphenylamine decomposes and cannot be separated from Diphenylamine using Method 8270. The result reported for each analyte is a combined concentration.

Reported results are not rounded until the final step prior to reporting. Therefore, calculated parameters that are typically reported as "Total" may vary slightly from the sum of the reported component parameters.

Act - Activity

Unc - Uncertainty: SDWA = 1.96 sigma count uncertainty, all other matrices = Expanded Uncertainty (95% confidence interval).

Gamma Spec = Expanded Uncertainty (95.4% Confidence Interval)

(MDC) - Minimum Detectable Concentration

Trac - Tracer Recovery (%)

Carr - Carrier Recovery (%)

Pace Analytical is TNI accredited. Contact your Pace PM for the current list of accredited analytes.

TNI - The NELAC Institute.

ANALYTE QUALIFIERS

H3 Sample was received or analysis requested beyond the recognized method holding time.

M0 Matrix spike recovery and/or matrix spike duplicate recovery was outside laboratory control limits.

M3 Matrix spike recovery was outside laboratory control limits due to matrix interferences.

N2 The lab does not hold NELAC/TNI accreditation for this parameter but other accreditations/certifications may apply. A complete list of accreditations/certifications is available upon request.

P6 Matrix spike recovery was outside laboratory control limits due to a parent sample concentration notably higher than the spike level.

R1 RPD value was outside control limits.

REPORT OF LABORATORY ANALYSIS

This report shall not be reproduced, except in full, without the written consent of Pace Analytical Services, LLC.



QUALITY CONTROL DATA CROSS REFERENCE TABLE

Project: Harding Street P1R3

Pace Project No.: 50345389

Lab ID	Sample ID	QC Batch Method	QC Batch	Analytical Method	Analytical Batch
50345389001	MW-17D	EPA 9056	736749		
50345389002	DUP_9	EPA 9056	736749		
50345389001	MW-17D	EPA 3010	736785	EPA 6010	737394
50345389002	DUP_9	EPA 3010	736785	EPA 6010	737394
50345389001	MW-17D	EPA 3010	736673	EPA 6010	737176
50345389002	DUP_9	EPA 3010	736673	EPA 6010	737176
50345389001	MW-17D	EPA 200.2	736611	EPA 6020	736887
50345389002	DUP_9	EPA 200.2	736611	EPA 6020	736887
50345389001	MW-17D	EPA 7470	735069	EPA 7470	735449
50345389002	DUP_9	EPA 7470	735069	EPA 7470	735449
50345389001	MW-17D	EPA 903.1	592552		
50345389002	DUP_9	EPA 903.1	592552		
50345389001	MW-17D	EPA 904.0	592553		
50345389002	DUP_9	EPA 904.0	592553		
50345389001	MW-17D	Total Radium Calculation	595799		
50345389002	DUP_9	Total Radium Calculation	595799		
50345389001	MW-17D	SM 2320B	734833		
50345389002	DUP_9	SM 2320B	734833		
50345389001	MW-17D	SM 2540C	736009		
50345389002	DUP_9	SM 2540C	736009		
50345389001	MW-17D	SM 4500-H+B	736830		
50345389002	DUP_9	SM 4500-H+B	736830		
50345389001	MW-17D	SM 4500-S2-D	734983		
50345389002	DUP_9	SM 4500-S2-D	734983		
50345389001	MW-17D	HACH 8146	735509		
50345389002	DUP_9	HACH 8146	735509		
50345389001	MW-17D	EPA 353.2	734780		
50345389002	DUP_9	EPA 353.2	734780		
50345389001	MW-17D	EPA 365.1	736258	EPA 365.1	737453
50345389002	DUP_9	EPA 365.1	736258	EPA 365.1	737453
50345389001	MW-17D	SM 5310C	736684		
50345389002	DUP_9	SM 5310C	736684		
50345389001	MW-17D	SM 5310C	737278		
50345389002	DUP_9	SM 5310C	737316		

REPORT OF LABORATORY ANALYSIS

This report shall not be reproduced, except in full, without the written consent of Pace Analytical Services, LLC.

Sample Container Count

** Place a RED dot on containers that are out of conformance **

COC Line Item	WGFU	MeOH (only)	VIALS						AMBER GLASS						PLASTIC						OTHER			Matrix	Nitric	Sulfuric	Sodium Hydroxide	Sodium Hydroxide/ZnAc						
		SBS	DG9H	VG9H	VOA VIAL HS (>6mm)	VG9U	DG9U	VG9T	AG0U	AG1H	AG1U	AG2U	AG3S	AG3SF	AG3C	BP1U	BP1N	BP2U	BP3U	BP3N	BP3F	BP3S	BP3B		BP3Z	CG3H	CG3F	Syringe Kit	Red	Yellow	Green	Black		
		DI	R																															
1												1	1			2	2	1	1	1	1		1						5	✓	✓		✓	
2												1	1			2	2	1	1	1	1		1					5	✓	✓		✓		
3																																		
4																																		
5																																		
6																																		
7																																		
8																																		
9																																		
10																																		
11																																		
12																																		

Container Codes

Glass				Plastic			
DG9H	40mL HCl amber voa vial	BG1T	1L Na Thiosulfate clear glass	BP1B	1L NaOH plastic	BP4U	125mL unpreserved plastic
DG9P	40mL TSP amber vial	BG1U	1L unpreserved glass	BP1N	1L HNO3 plastic	BP4N	125mL HNO3 plastic
DG9S	40mL H2SO4 amber vial	BG3H	250mL HCl Clear Glass	BP1S	1L H2SO4 plastic	BP4S	125mL H2SO4 plastic
DG9T	40mL Na Thio amber vial	BG3U	250mL Unpres Clear Glass	BP1U	1L unpreserved plastic	Miscellaneous	
DG9U	40mL unpreserved amber vial	AG0U	100mL unpres amber glass	BP1Z	1L NaOH, Zn, Ac		
VG9H	40mL HCl clear vial	AG1H	1L HCl amber glass	BP2N	500mL HNO3 plastic	Syringe Kit	LL Cr+6 sampling kit
VG9T	40mL Na Thio. clear vial	AG1S	1L H2SO4 amber glass	BP2C	500mL NaOH plastic	ZPLC	Ziploc Bag
VG9U	40mL unpreserved clear vial	AG1T	1L Na Thiosulfate amber glass	BP2S	500mL H2SO4 plastic	R	Terracore Kit
I	40mL w/hexane wipe vial	AG1U	1liter unpres amber glass	BP2U	500mL unpreserved plastic	SP5T	120mL Coliform Sodium Thiosulfate
WGKU	8oz unpreserved clear jar	AG2N	500mL HNO3 amber glass	BP2Z	500mL NaOH, Zn Ac	GN	General Container
WGFU	4oz clear soil jar	AG2S	500mL H2SO4 amber glass	BP3B	250mL NaOH plastic	U	Summa Can (air sample)
JGFU	4oz unpreserved amber wide	AG2U	500mL unpres amber glass	BP3N	250mL HNO3 plastic	WT	Water
CG3H	250mL clear glass HCl	AG3S	250mL H2SO4 amber glass	BP3F	250mL HNO3 plastic-field filtered	SL	Solid Solid
CG3F	250mL clear glass HCl, Field Filter	AG3SF	250mL H2SO4 amb glass -field filtered	BP3U	250mL unpreserved plastic	OL:	Oil
BG1H	1L HCl clear glass	AG3U	250mL unpres amber glass	BP3S	250mL H2SO4 plastic	NAL	Non-aqueous liquid
BG1S	1L H2SO4 clear glass	AG3C	250mL NaOH amber glass	BP3Z	250mL NaOH, ZnAc plastic	WP	Wipe

June 19, 2023

Mr. Mark Breting
ATC Group Services
7988 Centerpoint Drive
Suite 100
Indianapolis, IN 46256

RE: Project: Harding Street P1R3
Pace Project No.: 50345528

Dear Mr. Breting:

Enclosed are the analytical results for sample(s) received by the laboratory on May 23, 2023. The results relate only to the samples included in this report. Results reported herein conform to the applicable TNI/NELAC Standards and the laboratory's Quality Manual, where applicable, unless otherwise noted in the body of the report.

The test results provided in this final report were generated by each of the following laboratories within the Pace Network:

- Pace Analytical Services - Indianapolis
- Pace Analytical Services - Greensburg

If you have any questions concerning this report, please feel free to contact me.

Sincerely,



Will Statz
will.statz@pacelabs.com
(317)228-3105
Project Manager

Enclosures

cc: Mr. Robert Miller, Haley & Aldrich



REPORT OF LABORATORY ANALYSIS

This report shall not be reproduced, except in full,
without the written consent of Pace Analytical Services, LLC.

CERTIFICATIONS

Project: Harding Street P1R3

Pace Project No.: 50345528

Pace Analytical Services Pennsylvania

1638 Roseytown Rd Suites 2,3&4, Greensburg, PA 15601

ANAB DOD-ELAP Rad Accreditation #: L2417

Alabama Certification #: 41590

Arizona Certification #: AZ0734

Arkansas Certification

California Certification #: 04222CA

Colorado Certification #: PA01547

Connecticut Certification #: PH-0694

Delaware Certification

EPA Region 4 DW Rad

Florida/TNI Certification #: E87683

Georgia Certification #: C040

Florida: Cert E871149 SEKS WET

Guam Certification

Hawaii Certification

Idaho Certification

Illinois Certification

Indiana Certification

Iowa Certification #: 391

Kansas/TNI Certification #: E-10358

Kentucky Certification #: KY90133

KY WW Permit #: KY0098221

KY WW Permit #: KY0000221

Louisiana DHH/TNI Certification #: LA180012

Louisiana DEQ/TNI Certification #: 4086

Maine Certification #: 2017020

Maryland Certification #: 308

Massachusetts Certification #: M-PA1457

Michigan/PADEP Certification #: 9991

Missouri Certification #: 235

Montana Certification #: Cert0082

Nebraska Certification #: NE-OS-29-14

Nevada Certification #: PA014572018-1

New Hampshire/TNI Certification #: 297617

New Jersey/TNI Certification #: PA051

New Mexico Certification #: PA01457

New York/TNI Certification #: 10888

North Carolina Certification #: 42706

North Dakota Certification #: R-190

Ohio EPA Rad Approval: #41249

Oregon/TNI Certification #: PA200002-010

Pennsylvania/TNI Certification #: 65-00282

Puerto Rico Certification #: PA01457

Rhode Island Certification #: 65-00282

South Dakota Certification

Tennessee Certification #: 02867

Texas/TNI Certification #: T104704188-17-3

Utah/TNI Certification #: PA014572017-9

USDA Soil Permit #: P330-17-00091

Vermont Dept. of Health: ID# VT-0282

Virgin Island/PADEP Certification

Virginia/VELAP Certification #: 460198

Washington Certification #: C868

West Virginia DEP Certification #: 143

West Virginia DHHR Certification #: 9964C

Wisconsin Approve List for Rad

Wyoming Certification #: 8TMS-L

Pace Analytical Services Indianapolis

7726 Moller Road, Indianapolis, IN 46268

Illinois Accreditation #: 200074

Indiana Drinking Water Laboratory #: C-49-06

Kansas/TNI Certification #: E-10177

Kentucky UST Agency Interest #: 80226

Kentucky WW Laboratory ID #: 98019

Michigan Drinking Water Laboratory #9050

Ohio VAP Certified Laboratory #: CL0065

Oklahoma Laboratory #: 9204

Texas Certification #: T104704355

Wisconsin Laboratory #: 999788130

USDA Foreign Soil Permit #: 525-23-13-23119

USDA Compliance Agreement #: IN-SL-22-001

REPORT OF LABORATORY ANALYSIS

This report shall not be reproduced, except in full,
without the written consent of Pace Analytical Services, LLC.

SAMPLE SUMMARY

Project: Harding Street P1R3

Pace Project No.: 50345528

Lab ID	Sample ID	Matrix	Date Collected	Date Received
50345528001	MW-16S	Water	05/22/23 14:45	05/23/23 09:00
50345528002	MW-16D	Water	05/22/23 15:30	05/23/23 09:00
50345528003	MW-17S	Water	05/22/23 12:15	05/23/23 09:00
50345528004	MW-17I	Water	05/22/23 13:15	05/23/23 09:00
50345528005	MW-17IL	Water	05/22/23 11:07	05/23/23 09:00
50345528006	MW-16D MS	Water	05/22/23 15:30	05/23/23 09:00
50345528007	MW-16D MSD	Water	05/22/23 15:30	05/23/23 09:00

REPORT OF LABORATORY ANALYSIS

This report shall not be reproduced, except in full,
without the written consent of Pace Analytical Services, LLC.

SAMPLE ANALYTE COUNT

Project: Harding Street P1R3

Pace Project No.: 50345528

Lab ID	Sample ID	Method	Analysts	Analytes Reported	Laboratory		
50345528001	MW-16S	EPA 9056	RID	3	PASI-I		
		EPA 6010	ELK	14	PASI-I		
		EPA 6010	JPK	3	PASI-I		
		EPA 6020	CAW	7	PASI-I		
		EPA 7470	EAE	1	PASI-I		
		EPA 903.1	CLM	1	PASI-PA		
		EPA 904.0	ZPC	1	PASI-PA		
		Total Radium Calculation	JAL	1	PASI-PA		
		SM 2320B	DAW	3	PASI-I		
		SM 2540C	TRK	1	PASI-I		
		SM 4500-H+B	BMS	1	PASI-I		
		SM 4500-S2-D	BEP	1	PASI-I		
		HACH 8146	BEP	1	PASI-I		
		EPA 353.2	ZM	2	PASI-I		
		EPA 365.1	YAM	1	PASI-I		
		SM 5310C	MMS	1	PASI-I		
		SM 5310C	MMS	1	PASI-I		
		50345528002	MW-16D	EPA 9056	RID	3	PASI-I
				EPA 6010	ELK	14	PASI-I
EPA 6010	JPK			3	PASI-I		
EPA 6020	CAW			7	PASI-I		
EPA 7470	EAE			1	PASI-I		
EPA 903.1	CLM			1	PASI-PA		
EPA 904.0	ZPC			1	PASI-PA		
Total Radium Calculation	JAL			1	PASI-PA		
SM 2320B	DAW			3	PASI-I		
SM 2540C	TRK			1	PASI-I		
SM 4500-H+B	BMS			1	PASI-I		
SM 4500-S2-D	BEP			1	PASI-I		
HACH 8146	BEP			1	PASI-I		
EPA 353.2	ZM			2	PASI-I		
EPA 365.1	YAM			1	PASI-I		
SM 5310C	MMS			1	PASI-I		
SM 5310C	MMS			1	PASI-I		
50345528003	MW-17S			EPA 9056	RID	3	PASI-I
				EPA 6010	ELK	14	PASI-I
		EPA 6010	JPK	3	PASI-I		

REPORT OF LABORATORY ANALYSIS

This report shall not be reproduced, except in full,
without the written consent of Pace Analytical Services, LLC.

SAMPLE ANALYTE COUNT

Project: Harding Street P1R3

Pace Project No.: 50345528

Lab ID	Sample ID	Method	Analysts	Analytes Reported	Laboratory
50345528004	MW-17I	EPA 6020	CAW	7	PASI-I
		EPA 7470	EAE	1	PASI-I
		EPA 903.1	CLM	1	PASI-PA
		EPA 904.0	ZPC	1	PASI-PA
		Total Radium Calculation	JAL	1	PASI-PA
		SM 2320B	DAW	3	PASI-I
		SM 2540C	TRK	1	PASI-I
		SM 4500-H+B	BMS	1	PASI-I
		SM 4500-S2-D	BEP	1	PASI-I
		HACH 8146	BEP	1	PASI-I
		EPA 353.2	ZM	2	PASI-I
		EPA 365.1	YAM	1	PASI-I
		SM 5310C	MMS	1	PASI-I
		SM 5310C	MMS	1	PASI-I
		EPA 9056	RID	3	PASI-I
		EPA 6010	ELK	14	PASI-I
		EPA 6010	JPK	3	PASI-I
		EPA 6020	CAW	7	PASI-I
		EPA 7470	EAE	1	PASI-I
		EPA 903.1	CLM	1	PASI-PA
		EPA 904.0	ZPC	1	PASI-PA
		Total Radium Calculation	JAL	1	PASI-PA
		SM 2320B	DAW	3	PASI-I
SM 2540C	TRK	1	PASI-I		
SM 4500-H+B	BMS	1	PASI-I		
SM 4500-S2-D	BEP	1	PASI-I		
HACH 8146	BEP	1	PASI-I		
EPA 353.2	ZM	2	PASI-I		
EPA 365.1	YAM	1	PASI-I		
SM 5310C	MMS	1	PASI-I		
SM 5310C	MMS	1	PASI-I		
50345528005	MW-17IL	EPA 9056	RID	3	PASI-I
		EPA 6010	ELK	14	PASI-I
		EPA 6010	JPK	3	PASI-I
		EPA 6020	CAW	7	PASI-I
		EPA 7470	EAE	1	PASI-I
		EPA 903.1	CLM	1	PASI-PA

REPORT OF LABORATORY ANALYSIS

This report shall not be reproduced, except in full,
without the written consent of Pace Analytical Services, LLC.

SAMPLE ANALYTE COUNT

Project: Harding Street P1R3

Pace Project No.: 50345528

Lab ID	Sample ID	Method	Analysts	Analytes Reported	Laboratory
		EPA 904.0	ZPC	1	PASI-PA
		Total Radium Calculation	JAL	1	PASI-PA
		SM 2320B	DAW	3	PASI-I
		SM 2540C	TRK	1	PASI-I
		SM 4500-H+B	BMS	1	PASI-I
		SM 4500-S2-D	BEP	1	PASI-I
		HACH 8146	BEP	1	PASI-I
		EPA 353.2	ZM	2	PASI-I
		EPA 365.1	YAM	1	PASI-I
		SM 5310C	MMS	1	PASI-I
		SM 5310C	MMS	1	PASI-I
50345528006	MW-16D MS	EPA 903.1	CLM	1	PASI-PA
		EPA 904.0	ZPC	1	PASI-PA
50345528007	MW-16D MSD	EPA 903.1	CLM	1	PASI-PA
		EPA 904.0	ZPC	1	PASI-PA

PASI-I = Pace Analytical Services - Indianapolis

PASI-PA = Pace Analytical Services - Greensburg

REPORT OF LABORATORY ANALYSIS

This report shall not be reproduced, except in full,
without the written consent of Pace Analytical Services, LLC.

SUMMARY OF DETECTION

Project: Harding Street P1R3

Pace Project No.: 50345528

Lab Sample ID	Client Sample ID	Result	Units	Report Limit	Analyzed	Qualifiers
Method	Parameters					
50345528001	MW-16S					
EPA 9056	Chloride	162	mg/L	2.5	06/06/23 07:24	
EPA 9056	Fluoride	0.38	mg/L	0.10	06/06/23 07:07	
EPA 9056	Sulfate	104	mg/L	2.5	06/06/23 07:24	
EPA 6010	Barium	47.8	ug/L	10.0	06/08/23 10:34	
EPA 6010	Boron	747	ug/L	100	06/08/23 10:34	
EPA 6010	Calcium	105000	ug/L	1000	06/08/23 10:34	
EPA 6010	Iron	203	ug/L	100	06/08/23 10:34	
EPA 6010	Lithium	30.7	ug/L	20.0	06/08/23 10:34	
EPA 6010	Magnesium	24600	ug/L	1000	06/08/23 10:34	
EPA 6010	Manganese	506	ug/L	10.0	06/08/23 10:34	
EPA 6010	Molybdenum	155	ug/L	10.0	06/08/23 10:34	
EPA 6010	Potassium	7290	ug/L	1000	06/08/23 10:34	
EPA 6010	Silica	15600	ug/L	450	06/08/23 10:34	N2
EPA 6010	Sodium	124000	ug/L	1000	06/08/23 10:34	
EPA 6010	Manganese, Dissolved	487	ug/L	10.0	06/03/23 01:14	
EPA 6010	Molybdenum, Dissolved	160	ug/L	10.0	06/03/23 01:14	
EPA 6020	Cobalt	1.4	ug/L	1.0	06/02/23 05:03	
EPA 903.1	Radium-226	0.239 ± 0.605 (1.12) C:NA T:89%	pCi/L		06/16/23 12:12	
EPA 904.0	Radium-228	0.282 ± 0.307 (0.642) C:84% T:91%	pCi/L		06/12/23 12:56	
Total Radium Calculation	Total Radium	0.521 ± 0.912 (1.76)	pCi/L		06/16/23 17:40	
SM 2320B	Alkalinity, Total as CaCO3	295	mg/L	10.0	05/24/23 21:47	
SM 2320B	Alkalinity, Bicarbonate (CaCO3)	295	mg/L	10.0	05/24/23 21:47	
SM 2540C	Total Dissolved Solids	708	mg/L	20.0	05/26/23 12:27	
SM 4500-H+B	pH at 25 Degrees C	7.5	Std. Units	0.10	06/07/23 11:10	H3
EPA 365.1	Phosphate as P04	0.16	mg/L	0.15	06/04/23 10:23	
SM 5310C	Total Organic Carbon	2.4	mg/L	1.0	06/01/23 16:01	
SM 5310C	Dissolved Organic Carbon	2.3	mg/L	1.0	06/07/23 20:56	
50345528002	MW-16D					
EPA 9056	Chloride	168	mg/L	2.5	06/06/23 08:16	
EPA 9056	Fluoride	0.48	mg/L	0.10	06/06/23 07:59	
EPA 9056	Sulfate	466	mg/L	2.5	06/06/23 08:16	
EPA 6010	Barium	248	ug/L	10.0	06/08/23 10:36	
EPA 6010	Boron	1560	ug/L	100	06/08/23 10:36	
EPA 6010	Calcium	214000	ug/L	2000	06/06/23 17:45	
EPA 6010	Iron	11400	ug/L	100	06/08/23 10:36	
EPA 6010	Magnesium	68900	ug/L	1000	06/08/23 10:36	
EPA 6010	Manganese	2720	ug/L	10.0	06/08/23 10:36	
EPA 6010	Molybdenum	13.3	ug/L	10.0	06/08/23 10:36	
EPA 6010	Potassium	3670	ug/L	1000	06/08/23 10:36	
EPA 6010	Silica	12500	ug/L	450	06/08/23 10:36	N2

REPORT OF LABORATORY ANALYSIS

This report shall not be reproduced, except in full,
without the written consent of Pace Analytical Services, LLC.

SUMMARY OF DETECTION

Project: Harding Street P1R3

Pace Project No.: 50345528

Lab Sample ID	Client Sample ID	Result	Units	Report Limit	Analyzed	Qualifiers
Method	Parameters					
50345528002	MW-16D					
EPA 6010	Sodium	54600	ug/L	1000	06/08/23 10:36	
EPA 6010	Iron, Dissolved	11500	ug/L	100	06/03/23 00:54	
EPA 6010	Manganese, Dissolved	2730	ug/L	10.0	06/03/23 00:54	
EPA 6010	Molybdenum, Dissolved	13.5	ug/L	10.0	06/03/23 00:54	
EPA 6020	Arsenic	34.1	ug/L	1.0	06/02/23 05:07	
EPA 903.1	Radium-226	0.0617 ± 0.320 (0.665) C:NA T:103%	pCi/L		06/15/23 17:25	
EPA 904.0	Radium-228	1.07 ± 0.435 (0.679) C:87% T:85%	pCi/L		06/12/23 16:46	
Total Radium Calculation	Total Radium	1.13 ± 0.755 (1.34)	pCi/L		06/16/23 17:40	
SM 2320B	Alkalinity, Total as CaCO3	280	mg/L	10.0	05/24/23 21:47	
SM 2320B	Alkalinity, Bicarbonate (CaCO3)	280	mg/L	10.0	05/24/23 21:47	
SM 2540C	Total Dissolved Solids	1150	mg/L	20.0	05/26/23 12:27	
SM 4500-H+B	pH at 25 Degrees C	7.5	Std. Units	0.10	06/07/23 11:11	H3
HACH 8146	Iron, Ferrous	0.26	mg/L	0.20	05/24/23 11:58	H3, N2
EPA 365.1	Phosphate as P04	1.1	mg/L	0.15	06/04/23 10:23	
SM 5310C	Total Organic Carbon	4.8	mg/L	1.0	06/01/23 16:14	
SM 5310C	Dissolved Organic Carbon	4.6	mg/L	1.0	06/07/23 21:09	
50345528003	MW-17S					
EPA 9056	Chloride	47.2	mg/L	2.5	06/06/23 02:00	
EPA 9056	Fluoride	0.25	mg/L	0.10	06/06/23 01:42	
EPA 9056	Sulfate	77.4	mg/L	2.5	06/06/23 02:00	
EPA 6010	Barium	73.5	ug/L	10.0	06/06/23 16:59	
EPA 6010	Boron	1120	ug/L	100	06/06/23 16:59	
EPA 6010	Calcium	99800	ug/L	1000	06/06/23 16:59	
EPA 6010	Magnesium	20800	ug/L	1000	06/06/23 16:59	
EPA 6010	Potassium	3130	ug/L	1000	06/06/23 16:59	
EPA 6010	Silica	10400	ug/L	450	06/06/23 16:59	N2
EPA 6010	Sodium	30100	ug/L	1000	06/06/23 16:59	
EPA 6020	Selenium	9.1	ug/L	1.0	06/02/23 05:37	
EPA 903.1	Radium-226	0.246 ± 0.623 (1.16) C:NA T:92%	pCi/L		06/16/23 12:12	
EPA 904.0	Radium-228	0.546 ± 0.338 (0.635) C:90% T:94%	pCi/L		06/12/23 16:46	
Total Radium Calculation	Total Radium	0.792 ± 0.961 (1.80)	pCi/L		06/16/23 17:40	
SM 2320B	Alkalinity, Total as CaCO3	243	mg/L	10.0	05/24/23 21:47	

REPORT OF LABORATORY ANALYSIS

This report shall not be reproduced, except in full,
without the written consent of Pace Analytical Services, LLC.

SUMMARY OF DETECTION

Project: Harding Street P1R3

Pace Project No.: 50345528

Lab Sample ID	Client Sample ID	Result	Units	Report Limit	Analyzed	Qualifiers
Method	Parameters					
50345528003	MW-17S					
SM 2320B	Alkalinity,Bicarbonate (CaCO3)	243	mg/L	10.0	05/24/23 21:47	
SM 2540C	Total Dissolved Solids	460	mg/L	10.0	05/26/23 12:28	
SM 4500-H+B	pH at 25 Degrees C	7.8	Std. Units	0.10	06/07/23 11:12	H3
EPA 353.2	Nitrogen, Nitrate	2.4	mg/L	0.10	05/24/23 08:16	
SM 5310C	Total Organic Carbon	2.0	mg/L	1.0	06/01/23 16:56	
SM 5310C	Dissolved Organic Carbon	2.2	mg/L	1.0	06/07/23 22:06	
50345528004	MW-17I					
EPA 9056	Chloride	127	mg/L	2.5	06/06/23 02:36	
EPA 9056	Fluoride	0.27	mg/L	0.10	06/06/23 02:18	
EPA 9056	Sulfate	78.9	mg/L	2.5	06/06/23 02:36	
EPA 6010	Barium	171	ug/L	10.0	06/06/23 17:02	
EPA 6010	Boron	155	ug/L	100	06/06/23 17:02	
EPA 6010	Calcium	90900	ug/L	1000	06/06/23 17:02	
EPA 6010	Iron	2130	ug/L	100	06/06/23 17:02	
EPA 6010	Magnesium	25100	ug/L	1000	06/06/23 17:02	
EPA 6010	Manganese	295	ug/L	10.0	06/06/23 17:02	
EPA 6010	Potassium	5880	ug/L	1000	06/06/23 17:02	
EPA 6010	Silica	8750	ug/L	450	06/06/23 17:02	N2
EPA 6010	Sodium	74700	ug/L	1000	06/06/23 17:02	
EPA 6010	Iron, Dissolved	2050	ug/L	100	06/03/23 01:16	
EPA 6010	Manganese, Dissolved	298	ug/L	10.0	06/03/23 01:16	
EPA 6020	Arsenic	2.8	ug/L	1.0	06/02/23 05:40	
EPA 903.1	Radium-226	0.525 ± 0.549 (0.861)	pCi/L		06/16/23 12:12	
EPA 904.0	Radium-228	C:NA T:97% 0.627 ± 0.391 (0.737)	pCi/L		06/12/23 16:46	
		C:88% T:86%				
Total Radium Calculation	Total Radium	1.15 ± 0.940 (1.60)	pCi/L		06/16/23 17:40	
SM 2320B	Alkalinity, Total as CaCO3	258	mg/L	10.0	05/24/23 21:47	
SM 2320B	Alkalinity,Bicarbonate (CaCO3)	258	mg/L	10.0	05/24/23 21:47	
SM 2540C	Total Dissolved Solids	552	mg/L	10.0	05/26/23 12:28	
SM 4500-H+B	pH at 25 Degrees C	7.6	Std. Units	0.10	06/07/23 11:13	H3
SM 5310C	Total Organic Carbon	2.1	mg/L	1.0	06/01/23 17:18	
SM 5310C	Dissolved Organic Carbon	2.0	mg/L	1.0	06/07/23 22:17	
50345528005	MW-17IL					
EPA 9056	Chloride	112	mg/L	2.5	06/06/23 10:52	
EPA 9056	Fluoride	0.26	mg/L	0.10	06/06/23 10:35	
EPA 9056	Sulfate	61.7	mg/L	2.5	06/06/23 10:52	
EPA 6010	Barium	209	ug/L	10.0	06/06/23 17:04	
EPA 6010	Boron	172	ug/L	100	06/06/23 17:04	
EPA 6010	Calcium	86900	ug/L	1000	06/06/23 17:04	
EPA 6010	Iron	2150	ug/L	100	06/06/23 17:04	

REPORT OF LABORATORY ANALYSIS

This report shall not be reproduced, except in full,
without the written consent of Pace Analytical Services, LLC.

SUMMARY OF DETECTION

Project: Harding Street P1R3

Pace Project No.: 50345528

Lab Sample ID Method	Client Sample ID Parameters	Result	Units	Report Limit	Analyzed	Qualifiers
50345528005	MW-17IL					
EPA 6010	Magnesium	22500	ug/L	1000	06/06/23 17:04	
EPA 6010	Manganese	276	ug/L	10.0	06/06/23 17:04	
EPA 6010	Potassium	6360	ug/L	1000	06/06/23 17:04	
EPA 6010	Silica	9340	ug/L	450	06/06/23 17:04	N2
EPA 6010	Sodium	72300	ug/L	1000	06/06/23 17:04	
EPA 6010	Iron, Dissolved	2140	ug/L	100	06/03/23 01:18	
EPA 6010	Manganese, Dissolved	274	ug/L	10.0	06/03/23 01:18	
EPA 6020	Arsenic	3.2	ug/L	1.0	06/02/23 05:43	
EPA 903.1	Radium-226	2.02 ± 1.04 (1.29) C:NA T:91%	pCi/L		06/16/23 12:12	
EPA 904.0	Radium-228	0.904 ± 0.430 (0.751) C:86% T:93%	pCi/L		06/12/23 16:46	
Total Radium Calculation	Total Radium	2.92 ± 1.47 (2.04)	pCi/L		06/16/23 17:40	
SM 2320B	Alkalinity, Total as CaCO3	264	mg/L	10.0	05/25/23 00:18	
SM 2320B	Alkalinity, Bicarbonate (CaCO3)	264	mg/L	10.0	05/25/23 00:18	
SM 2540C	Total Dissolved Solids	533	mg/L	10.0	05/26/23 12:28	
SM 4500-H+B	pH at 25 Degrees C	7.6	Std. Units	0.10	06/07/23 11:13	H3
SM 5310C	Total Organic Carbon	2.2	mg/L	1.0	06/01/23 17:30	
SM 5310C	Dissolved Organic Carbon	2.2	mg/L	1.0	06/07/23 22:28	
50345528006	MW-16D MS					
EPA 903.1	Radium-226	92.67 %REC ± NA (NA) C:NA T:NA%	pCi/L		06/15/23 17:39	
EPA 904.0	Radium-228	57.71 %REC ± NA (NA) C:NA T:NA	pCi/L		06/12/23 16:46	1d
50345528007	MW-16D MSD					
EPA 903.1	Radium-226	121.69 %REC 27.07 RPD ± NA (NA) C:NA T:NA%	pCi/L		06/15/23 17:39	
EPA 904.0	Radium-228	73.26 %REC 23.75 RPD ± NA (NA) C:NA T:NA	pCi/L		06/12/23 16:46	

REPORT OF LABORATORY ANALYSIS

This report shall not be reproduced, except in full,
without the written consent of Pace Analytical Services, LLC.

ANALYTICAL RESULTS

Project: Harding Street P1R3

Pace Project No.: 50345528

Sample: MW-16S **Lab ID: 50345528001** Collected: 05/22/23 14:45 Received: 05/23/23 09:00 Matrix: Water

Parameters	Results	Units	Report			Prepared	Analyzed	CAS No.	Qual
			Limit	MDL	DF				
9056 IC Anions									
Analytical Method: EPA 9056									
Pace Analytical Services - Indianapolis									
Chloride	162	mg/L	2.5	0.67	10		06/06/23 07:24	16887-00-6	
Fluoride	0.38	mg/L	0.10	0.017	1		06/06/23 07:07	16984-48-8	
Sulfate	104	mg/L	2.5	0.85	10		06/06/23 07:24	14808-79-8	
6010 MET ICP									
Analytical Method: EPA 6010 Preparation Method: EPA 3010									
Pace Analytical Services - Indianapolis									
Aluminum	ND	ug/L	200	54.4	1	06/05/23 09:07	06/08/23 10:34	7429-90-5	
Barium	47.8	ug/L	10.0	1.3	1	06/05/23 09:07	06/08/23 10:34	7440-39-3	
Boron	747	ug/L	100	61.4	1	06/05/23 09:07	06/08/23 10:34	7440-42-8	
Cadmium	ND	ug/L	2.0	0.48	1	06/05/23 09:07	06/08/23 10:34	7440-43-9	
Calcium	105000	ug/L	1000	88.4	1	06/05/23 09:07	06/08/23 10:34	7440-70-2	
Iron	203	ug/L	100	48.8	1	06/05/23 09:07	06/08/23 10:34	7439-89-6	
Lead	ND	ug/L	10.0	3.9	1	06/05/23 09:07	06/08/23 10:34	7439-92-1	
Lithium	30.7	ug/L	20.0	6.2	1	06/05/23 09:07	06/08/23 10:34	7439-93-2	
Magnesium	24600	ug/L	1000	43.0	1	06/05/23 09:07	06/08/23 10:34	7439-95-4	
Manganese	506	ug/L	10.0	5.4	1	06/05/23 09:07	06/08/23 10:34	7439-96-5	
Molybdenum	155	ug/L	10.0	2.0	1	06/05/23 09:07	06/08/23 10:34	7439-98-7	
Potassium	7290	ug/L	1000	200	1	06/05/23 09:07	06/08/23 10:34	7440-09-7	
Silica	15600	ug/L	450		1	06/05/23 09:07	06/08/23 10:34	7631-86-9	N2
Sodium	124000	ug/L	1000	284	1	06/05/23 09:07	06/08/23 10:34	7440-23-5	
6010 MET ICP, Dissolved									
Analytical Method: EPA 6010 Preparation Method: EPA 3010									
Pace Analytical Services - Indianapolis									
Iron, Dissolved	ND	ug/L	100	48.8	1	06/02/23 07:48	06/03/23 01:14	7439-89-6	
Manganese, Dissolved	487	ug/L	10.0	2.5	1	06/02/23 07:48	06/03/23 01:14	7439-96-5	
Molybdenum, Dissolved	160	ug/L	10.0	3.7	1	06/02/23 07:48	06/03/23 01:14	7439-98-7	
6020 MET ICPMS									
Analytical Method: EPA 6020 Preparation Method: EPA 200.2									
Pace Analytical Services - Indianapolis									
Antimony	ND	ug/L	1.0	0.036	1	05/31/23 16:30	06/02/23 05:03	7440-36-0	
Arsenic	ND	ug/L	1.0	0.053	1	05/31/23 16:30	06/02/23 05:03	7440-38-2	
Beryllium	ND	ug/L	0.20	0.028	1	05/31/23 16:30	06/02/23 05:03	7440-41-7	
Chromium	ND	ug/L	2.0	0.13	1	05/31/23 16:30	06/02/23 05:03	7440-47-3	
Cobalt	1.4	ug/L	1.0	0.032	1	05/31/23 16:30	06/02/23 05:03	7440-48-4	
Selenium	ND	ug/L	1.0	0.23	1	05/31/23 16:30	06/02/23 05:03	7782-49-2	
Thallium	ND	ug/L	1.0	0.033	1	05/31/23 16:30	06/02/23 05:03	7440-28-0	
7470 Mercury									
Analytical Method: EPA 7470 Preparation Method: EPA 7470									
Pace Analytical Services - Indianapolis									
Mercury	ND	ug/L	0.20	0.091	1	05/31/23 10:56	05/31/23 18:56	7439-97-6	
2320B Alkalinity									
Analytical Method: SM 2320B									
Pace Analytical Services - Indianapolis									
Alkalinity, Total as CaCO3	295	mg/L	10.0	10.0	1		05/24/23 21:47		

REPORT OF LABORATORY ANALYSIS

This report shall not be reproduced, except in full,
without the written consent of Pace Analytical Services, LLC.

ANALYTICAL RESULTS

Project: Harding Street P1R3

Pace Project No.: 50345528

Sample: MW-16S		Lab ID: 50345528001		Collected: 05/22/23 14:45	Received: 05/23/23 09:00	Matrix: Water			
Parameters	Results	Units	Report Limit	MDL	DF	Prepared	Analyzed	CAS No.	Qual
2320B Alkalinity		Analytical Method: SM 2320B Pace Analytical Services - Indianapolis							
Alkalinity,Bicarbonate (CaCO3)	295	mg/L	10.0	10.0	1		05/24/23 21:47		
Alkalinity,Carbonate (CaCO3)	ND	mg/L	10.0	10.0	1		05/24/23 21:47		
2540C Total Dissolved Solids		Analytical Method: SM 2540C Pace Analytical Services - Indianapolis							
Total Dissolved Solids	708	mg/L	20.0	20.0	1		05/26/23 12:27		
4500H+ pH, Electrometric		Analytical Method: SM 4500-H+B Pace Analytical Services - Indianapolis							
pH at 25 Degrees C	7.5	Std. Units	0.10	0.10	1		06/07/23 11:10		H3
4500S2D Sulfide Water		Analytical Method: SM 4500-S2-D Pace Analytical Services - Indianapolis							
Sulfide	ND	mg/L	0.10	0.025	1		05/23/23 14:39	18496-25-8	
Iron, Ferrous		Analytical Method: HACH 8146 Pace Analytical Services - Indianapolis							
Iron, Ferrous	ND	mg/L	0.20	0.035	1		05/24/23 11:58	15438-31-0	H3,N2
353.2 Nitrogen, NO2/NO3 unpres		Analytical Method: EPA 353.2 Pace Analytical Services - Indianapolis							
Nitrogen, Nitrate	ND	mg/L	0.10	0.011	1		05/24/23 08:27	14797-55-8	
Nitrogen, Nitrite	ND	mg/L	0.10	0.0040	1		05/24/23 08:27	14797-65-0	
365.1 Total Phosphorus		Analytical Method: EPA 365.1 Preparation Method: EPA 365.1 Pace Analytical Services - Indianapolis							
Phosphate as P04	0.16	mg/L	0.15	0.15	1	05/31/23 12:00	06/04/23 10:23		
5310C TOC		Analytical Method: SM 5310C Pace Analytical Services - Indianapolis							
Total Organic Carbon	2.4	mg/L	1.0	0.24	1		06/01/23 16:01	7440-44-0	
5310C Dissolved Organic Carbon		Analytical Method: SM 5310C Pace Analytical Services - Indianapolis							
Dissolved Organic Carbon	2.3	mg/L	1.0	0.24	1		06/07/23 20:56		

REPORT OF LABORATORY ANALYSIS

This report shall not be reproduced, except in full,
without the written consent of Pace Analytical Services, LLC.

ANALYTICAL RESULTS

Project: Harding Street P1R3

Pace Project No.: 50345528

Sample: MW-16D **Lab ID: 50345528002** Collected: 05/22/23 15:30 Received: 05/23/23 09:00 Matrix: Water

Parameters	Results	Units	Report			Prepared	Analyzed	CAS No.	Qual
			Limit	MDL	DF				
9056 IC Anions									
Analytical Method: EPA 9056									
Pace Analytical Services - Indianapolis									
Chloride	168	mg/L	2.5	0.67	10		06/06/23 08:16	16887-00-6	
Fluoride	0.48	mg/L	0.10	0.017	1		06/06/23 07:59	16984-48-8	
Sulfate	466	mg/L	2.5	0.85	10		06/06/23 08:16	14808-79-8	
6010 MET ICP									
Analytical Method: EPA 6010 Preparation Method: EPA 3010									
Pace Analytical Services - Indianapolis									
Aluminum	ND	ug/L	200	54.4	1	06/05/23 09:07	06/08/23 10:36	7429-90-5	
Barium	248	ug/L	10.0	1.3	1	06/05/23 09:07	06/08/23 10:36	7440-39-3	
Boron	1560	ug/L	100	61.4	1	06/05/23 09:07	06/08/23 10:36	7440-42-8	
Cadmium	ND	ug/L	2.0	0.48	1	06/05/23 09:07	06/08/23 10:36	7440-43-9	
Calcium	214000	ug/L	2000	326	2	06/05/23 09:07	06/06/23 17:45	7440-70-2	
Iron	11400	ug/L	100	48.8	1	06/05/23 09:07	06/08/23 10:36	7439-89-6	
Lead	ND	ug/L	10.0	3.9	1	06/05/23 09:07	06/08/23 10:36	7439-92-1	
Lithium	ND	ug/L	20.0	6.2	1	06/05/23 09:07	06/08/23 10:36	7439-93-2	
Magnesium	68900	ug/L	1000	43.0	1	06/05/23 09:07	06/08/23 10:36	7439-95-4	
Manganese	2720	ug/L	10.0	5.4	1	06/05/23 09:07	06/08/23 10:36	7439-96-5	
Molybdenum	13.3	ug/L	10.0	2.0	1	06/05/23 09:07	06/08/23 10:36	7439-98-7	
Potassium	3670	ug/L	1000	200	1	06/05/23 09:07	06/08/23 10:36	7440-09-7	
Silica	12500	ug/L	450		1	06/05/23 09:07	06/08/23 10:36	7631-86-9	N2
Sodium	54600	ug/L	1000	284	1	06/05/23 09:07	06/08/23 10:36	7440-23-5	
6010 MET ICP, Dissolved									
Analytical Method: EPA 6010 Preparation Method: EPA 3010									
Pace Analytical Services - Indianapolis									
Iron, Dissolved	11500	ug/L	100	48.8	1	06/02/23 07:48	06/03/23 00:54	7439-89-6	
Manganese, Dissolved	2730	ug/L	10.0	2.5	1	06/02/23 07:48	06/03/23 00:54	7439-96-5	
Molybdenum, Dissolved	13.5	ug/L	10.0	3.7	1	06/02/23 07:48	06/03/23 00:54	7439-98-7	
6020 MET ICPMS									
Analytical Method: EPA 6020 Preparation Method: EPA 200.2									
Pace Analytical Services - Indianapolis									
Antimony	ND	ug/L	1.0	0.036	1	05/31/23 16:30	06/02/23 05:07	7440-36-0	
Arsenic	34.1	ug/L	1.0	0.053	1	05/31/23 16:30	06/02/23 05:07	7440-38-2	
Beryllium	ND	ug/L	0.20	0.028	1	05/31/23 16:30	06/02/23 05:07	7440-41-7	
Chromium	ND	ug/L	2.0	0.13	1	05/31/23 16:30	06/02/23 05:07	7440-47-3	
Cobalt	ND	ug/L	1.0	0.032	1	05/31/23 16:30	06/02/23 05:07	7440-48-4	
Selenium	ND	ug/L	1.0	0.23	1	05/31/23 16:30	06/02/23 05:07	7782-49-2	
Thallium	ND	ug/L	1.0	0.033	1	05/31/23 16:30	06/02/23 05:07	7440-28-0	
7470 Mercury									
Analytical Method: EPA 7470 Preparation Method: EPA 7470									
Pace Analytical Services - Indianapolis									
Mercury	ND	ug/L	0.20	0.091	1	05/31/23 10:56	05/31/23 18:59	7439-97-6	
2320B Alkalinity									
Analytical Method: SM 2320B									
Pace Analytical Services - Indianapolis									
Alkalinity, Total as CaCO3	280	mg/L	10.0	10.0	1		05/24/23 21:47		

REPORT OF LABORATORY ANALYSIS

This report shall not be reproduced, except in full,
without the written consent of Pace Analytical Services, LLC.

ANALYTICAL RESULTS

Project: Harding Street P1R3

Pace Project No.: 50345528

Sample: MW-16D		Lab ID: 50345528002		Collected: 05/22/23 15:30		Received: 05/23/23 09:00		Matrix: Water	
Parameters	Results	Units	Report Limit	MDL	DF	Prepared	Analyzed	CAS No.	Qual
2320B Alkalinity									
Analytical Method: SM 2320B									
Pace Analytical Services - Indianapolis									
Alkalinity,Bicarbonate (CaCO3)	280	mg/L	10.0	10.0	1		05/24/23 21:47		
Alkalinity,Carbonate (CaCO3)	ND	mg/L	10.0	10.0	1		05/24/23 21:47		
2540C Total Dissolved Solids									
Analytical Method: SM 2540C									
Pace Analytical Services - Indianapolis									
Total Dissolved Solids	1150	mg/L	20.0	20.0	1		05/26/23 12:27		
4500H+ pH, Electrometric									
Analytical Method: SM 4500-H+B									
Pace Analytical Services - Indianapolis									
pH at 25 Degrees C	7.5	Std. Units	0.10	0.10	1		06/07/23 11:11		H3
4500S2D Sulfide Water									
Analytical Method: SM 4500-S2-D									
Pace Analytical Services - Indianapolis									
Sulfide	ND	mg/L	0.10	0.025	1		05/23/23 14:39	18496-25-8	
Iron, Ferrous									
Analytical Method: HACH 8146									
Pace Analytical Services - Indianapolis									
Iron, Ferrous	0.26	mg/L	0.20	0.035	1		05/24/23 11:58	15438-31-0	H3,N2
353.2 Nitrogen, NO2/NO3 unpres									
Analytical Method: EPA 353.2									
Pace Analytical Services - Indianapolis									
Nitrogen, Nitrate	ND	mg/L	0.10	0.011	1		05/24/23 08:29	14797-55-8	
Nitrogen, Nitrite	ND	mg/L	0.10	0.0040	1		05/24/23 08:29	14797-65-0	
365.1 Total Phosphorus									
Analytical Method: EPA 365.1 Preparation Method: EPA 365.1									
Pace Analytical Services - Indianapolis									
Phosphate as P04	1.1	mg/L	0.15	0.15	1	05/31/23 12:00	06/04/23 10:23		
5310C TOC									
Analytical Method: SM 5310C									
Pace Analytical Services - Indianapolis									
Total Organic Carbon	4.8	mg/L	1.0	0.24	1		06/01/23 16:14	7440-44-0	
5310C Dissolved Organic Carbon									
Analytical Method: SM 5310C									
Pace Analytical Services - Indianapolis									
Dissolved Organic Carbon	4.6	mg/L	1.0	0.24	1		06/07/23 21:09		

REPORT OF LABORATORY ANALYSIS

This report shall not be reproduced, except in full,
without the written consent of Pace Analytical Services, LLC.

ANALYTICAL RESULTS

Project: Harding Street P1R3

Pace Project No.: 50345528

Sample: MW-17S **Lab ID: 50345528003** Collected: 05/22/23 12:15 Received: 05/23/23 09:00 Matrix: Water

Parameters	Results	Units	Report			Prepared	Analyzed	CAS No.	Qual
			Limit	MDL	DF				
9056 IC Anions									
Analytical Method: EPA 9056									
Pace Analytical Services - Indianapolis									
Chloride	47.2	mg/L	2.5	0.67	10		06/06/23 02:00	16887-00-6	
Fluoride	0.25	mg/L	0.10	0.017	1		06/06/23 01:42	16984-48-8	
Sulfate	77.4	mg/L	2.5	0.85	10		06/06/23 02:00	14808-79-8	
6010 MET ICP									
Analytical Method: EPA 6010 Preparation Method: EPA 3010									
Pace Analytical Services - Indianapolis									
Aluminum	ND	ug/L	200	55.4	1	06/05/23 09:07	06/06/23 16:59	7429-90-5	
Barium	73.5	ug/L	10.0	2.1	1	06/05/23 09:07	06/06/23 16:59	7440-39-3	
Boron	1120	ug/L	100	37.6	1	06/05/23 09:07	06/06/23 16:59	7440-42-8	
Cadmium	ND	ug/L	2.0	0.66	1	06/05/23 09:07	06/06/23 16:59	7440-43-9	
Calcium	99800	ug/L	1000	163	1	06/05/23 09:07	06/06/23 16:59	7440-70-2	
Iron	ND	ug/L	100	48.8	1	06/05/23 09:07	06/06/23 16:59	7439-89-6	
Lead	ND	ug/L	10.0	2.6	1	06/05/23 09:07	06/06/23 16:59	7439-92-1	
Lithium	ND	ug/L	20.0	6.2	1	06/05/23 09:07	06/06/23 16:59	7439-93-2	
Magnesium	20800	ug/L	1000	71.8	1	06/05/23 09:07	06/06/23 16:59	7439-95-4	
Manganese	ND	ug/L	10.0	2.5	1	06/05/23 09:07	06/06/23 16:59	7439-96-5	
Molybdenum	ND	ug/L	10.0	3.7	1	06/05/23 09:07	06/06/23 16:59	7439-98-7	
Potassium	3130	ug/L	1000	281	1	06/05/23 09:07	06/06/23 16:59	7440-09-7	
Silica	10400	ug/L	450		1	06/05/23 09:07	06/06/23 16:59	7631-86-9	N2
Sodium	30100	ug/L	1000	214	1	06/05/23 09:07	06/06/23 16:59	7440-23-5	
6010 MET ICP, Dissolved									
Analytical Method: EPA 6010 Preparation Method: EPA 3010									
Pace Analytical Services - Indianapolis									
Iron, Dissolved	ND	ug/L	100	48.8	1	06/02/23 07:48	06/03/23 00:36	7439-89-6	
Manganese, Dissolved	ND	ug/L	10.0	2.5	1	06/02/23 07:48	06/03/23 00:36	7439-96-5	
Molybdenum, Dissolved	ND	ug/L	10.0	3.7	1	06/02/23 07:48	06/03/23 00:36	7439-98-7	
6020 MET ICPMS									
Analytical Method: EPA 6020 Preparation Method: EPA 200.2									
Pace Analytical Services - Indianapolis									
Antimony	ND	ug/L	1.0	0.036	1	05/31/23 16:30	06/02/23 05:37	7440-36-0	
Arsenic	ND	ug/L	1.0	0.053	1	05/31/23 16:30	06/02/23 05:37	7440-38-2	
Beryllium	ND	ug/L	0.20	0.028	1	05/31/23 16:30	06/02/23 05:37	7440-41-7	
Chromium	ND	ug/L	2.0	0.13	1	05/31/23 16:30	06/02/23 05:37	7440-47-3	
Cobalt	ND	ug/L	1.0	0.032	1	05/31/23 16:30	06/02/23 05:37	7440-48-4	
Selenium	9.1	ug/L	1.0	0.23	1	05/31/23 16:30	06/02/23 05:37	7782-49-2	
Thallium	ND	ug/L	1.0	0.033	1	05/31/23 16:30	06/02/23 05:37	7440-28-0	
7470 Mercury									
Analytical Method: EPA 7470 Preparation Method: EPA 7470									
Pace Analytical Services - Indianapolis									
Mercury	ND	ug/L	0.20	0.091	1	05/31/23 10:56	05/31/23 19:06	7439-97-6	
2320B Alkalinity									
Analytical Method: SM 2320B									
Pace Analytical Services - Indianapolis									
Alkalinity, Total as CaCO3	243	mg/L	10.0	10.0	1		05/24/23 21:47		

REPORT OF LABORATORY ANALYSIS

This report shall not be reproduced, except in full,
without the written consent of Pace Analytical Services, LLC.

ANALYTICAL RESULTS

Project: Harding Street P1R3

Pace Project No.: 50345528

Sample: MW-17S		Lab ID: 50345528003		Collected: 05/22/23 12:15	Received: 05/23/23 09:00	Matrix: Water			
Parameters	Results	Units	Report Limit	MDL	DF	Prepared	Analyzed	CAS No.	Qual
2320B Alkalinity		Analytical Method: SM 2320B Pace Analytical Services - Indianapolis							
Alkalinity,Bicarbonate (CaCO3)	243	mg/L	10.0	10.0	1		05/24/23 21:47		
Alkalinity,Carbonate (CaCO3)	ND	mg/L	10.0	10.0	1		05/24/23 21:47		
2540C Total Dissolved Solids		Analytical Method: SM 2540C Pace Analytical Services - Indianapolis							
Total Dissolved Solids	460	mg/L	10.0	10.0	1		05/26/23 12:28		
4500H+ pH, Electrometric		Analytical Method: SM 4500-H+B Pace Analytical Services - Indianapolis							
pH at 25 Degrees C	7.8	Std. Units	0.10	0.10	1		06/07/23 11:12		H3
4500S2D Sulfide Water		Analytical Method: SM 4500-S2-D Pace Analytical Services - Indianapolis							
Sulfide	ND	mg/L	0.10	0.025	1		05/23/23 14:39	18496-25-8	
Iron, Ferrous		Analytical Method: HACH 8146 Pace Analytical Services - Indianapolis							
Iron, Ferrous	ND	mg/L	0.20	0.035	1		05/24/23 11:58	15438-31-0	H3,N2
353.2 Nitrogen, NO2/NO3 unpres		Analytical Method: EPA 353.2 Pace Analytical Services - Indianapolis							
Nitrogen, Nitrate	2.4	mg/L	0.10	0.011	1		05/24/23 08:16	14797-55-8	
Nitrogen, Nitrite	ND	mg/L	0.10	0.0040	1		05/24/23 08:16	14797-65-0	
365.1 Total Phosphorus		Analytical Method: EPA 365.1 Preparation Method: EPA 365.1 Pace Analytical Services - Indianapolis							
Phosphate as P04	ND	mg/L	0.15	0.15	1	05/31/23 12:00	06/04/23 10:26		
5310C TOC		Analytical Method: SM 5310C Pace Analytical Services - Indianapolis							
Total Organic Carbon	2.0	mg/L	1.0	0.24	1		06/01/23 16:56	7440-44-0	
5310C Dissolved Organic Carbon		Analytical Method: SM 5310C Pace Analytical Services - Indianapolis							
Dissolved Organic Carbon	2.2	mg/L	1.0	0.24	1		06/07/23 22:06		

REPORT OF LABORATORY ANALYSIS

This report shall not be reproduced, except in full,
without the written consent of Pace Analytical Services, LLC.

ANALYTICAL RESULTS

Project: Harding Street P1R3

Pace Project No.: 50345528

Sample: MW-171 **Lab ID: 50345528004** Collected: 05/22/23 13:15 Received: 05/23/23 09:00 Matrix: Water

Parameters	Results	Units	Report			Prepared	Analyzed	CAS No.	Qual
			Limit	MDL	DF				
9056 IC Anions									
Analytical Method: EPA 9056									
Pace Analytical Services - Indianapolis									
Chloride	127	mg/L	2.5	0.67	10		06/06/23 02:36	16887-00-6	
Fluoride	0.27	mg/L	0.10	0.017	1		06/06/23 02:18	16984-48-8	
Sulfate	78.9	mg/L	2.5	0.85	10		06/06/23 02:36	14808-79-8	
6010 MET ICP									
Analytical Method: EPA 6010 Preparation Method: EPA 3010									
Pace Analytical Services - Indianapolis									
Aluminum	ND	ug/L	200	55.4	1	06/05/23 09:07	06/06/23 17:02	7429-90-5	
Barium	171	ug/L	10.0	2.1	1	06/05/23 09:07	06/06/23 17:02	7440-39-3	
Boron	155	ug/L	100	37.6	1	06/05/23 09:07	06/06/23 17:02	7440-42-8	
Cadmium	ND	ug/L	2.0	0.66	1	06/05/23 09:07	06/06/23 17:02	7440-43-9	
Calcium	90900	ug/L	1000	163	1	06/05/23 09:07	06/06/23 17:02	7440-70-2	
Iron	2130	ug/L	100	48.8	1	06/05/23 09:07	06/06/23 17:02	7439-89-6	
Lead	ND	ug/L	10.0	2.6	1	06/05/23 09:07	06/06/23 17:02	7439-92-1	
Lithium	ND	ug/L	20.0	6.2	1	06/05/23 09:07	06/06/23 17:02	7439-93-2	
Magnesium	25100	ug/L	1000	71.8	1	06/05/23 09:07	06/06/23 17:02	7439-95-4	
Manganese	295	ug/L	10.0	2.5	1	06/05/23 09:07	06/06/23 17:02	7439-96-5	
Molybdenum	ND	ug/L	10.0	3.7	1	06/05/23 09:07	06/06/23 17:02	7439-98-7	
Potassium	5880	ug/L	1000	281	1	06/05/23 09:07	06/06/23 17:02	7440-09-7	
Silica	8750	ug/L	450		1	06/05/23 09:07	06/06/23 17:02	7631-86-9	N2
Sodium	74700	ug/L	1000	214	1	06/05/23 09:07	06/06/23 17:02	7440-23-5	
6010 MET ICP, Dissolved									
Analytical Method: EPA 6010 Preparation Method: EPA 3010									
Pace Analytical Services - Indianapolis									
Iron, Dissolved	2050	ug/L	100	48.8	1	06/02/23 07:48	06/03/23 01:16	7439-89-6	
Manganese, Dissolved	298	ug/L	10.0	2.5	1	06/02/23 07:48	06/03/23 01:16	7439-96-5	
Molybdenum, Dissolved	ND	ug/L	10.0	3.7	1	06/02/23 07:48	06/03/23 01:16	7439-98-7	
6020 MET ICPMS									
Analytical Method: EPA 6020 Preparation Method: EPA 200.2									
Pace Analytical Services - Indianapolis									
Antimony	ND	ug/L	1.0	0.036	1	05/31/23 16:30	06/02/23 05:40	7440-36-0	
Arsenic	2.8	ug/L	1.0	0.053	1	05/31/23 16:30	06/02/23 05:40	7440-38-2	
Beryllium	ND	ug/L	0.20	0.028	1	05/31/23 16:30	06/02/23 05:40	7440-41-7	
Chromium	ND	ug/L	2.0	0.13	1	05/31/23 16:30	06/02/23 05:40	7440-47-3	
Cobalt	ND	ug/L	1.0	0.032	1	05/31/23 16:30	06/02/23 05:40	7440-48-4	
Selenium	ND	ug/L	1.0	0.23	1	05/31/23 16:30	06/02/23 05:40	7782-49-2	
Thallium	ND	ug/L	1.0	0.033	1	05/31/23 16:30	06/02/23 05:40	7440-28-0	
7470 Mercury									
Analytical Method: EPA 7470 Preparation Method: EPA 7470									
Pace Analytical Services - Indianapolis									
Mercury	ND	ug/L	0.20	0.091	1	05/31/23 10:56	05/31/23 19:16	7439-97-6	
2320B Alkalinity									
Analytical Method: SM 2320B									
Pace Analytical Services - Indianapolis									
Alkalinity, Total as CaCO3	258	mg/L	10.0	10.0	1		05/24/23 21:47		

REPORT OF LABORATORY ANALYSIS

This report shall not be reproduced, except in full,
without the written consent of Pace Analytical Services, LLC.

ANALYTICAL RESULTS

Project: Harding Street P1R3

Pace Project No.: 50345528

Sample: MW-17I		Lab ID: 50345528004		Collected: 05/22/23 13:15	Received: 05/23/23 09:00	Matrix: Water			
Parameters	Results	Units	Report Limit	MDL	DF	Prepared	Analyzed	CAS No.	Qual
2320B Alkalinity		Analytical Method: SM 2320B Pace Analytical Services - Indianapolis							
Alkalinity,Bicarbonate (CaCO3)	258	mg/L	10.0	10.0	1		05/24/23 21:47		
Alkalinity,Carbonate (CaCO3)	ND	mg/L	10.0	10.0	1		05/24/23 21:47		
2540C Total Dissolved Solids		Analytical Method: SM 2540C Pace Analytical Services - Indianapolis							
Total Dissolved Solids	552	mg/L	10.0	10.0	1		05/26/23 12:28		
4500H+ pH, Electrometric		Analytical Method: SM 4500-H+B Pace Analytical Services - Indianapolis							
pH at 25 Degrees C	7.6	Std. Units	0.10	0.10	1		06/07/23 11:13		H3
4500S2D Sulfide Water		Analytical Method: SM 4500-S2-D Pace Analytical Services - Indianapolis							
Sulfide	ND	mg/L	0.10	0.025	1		05/23/23 14:39	18496-25-8	
Iron, Ferrous		Analytical Method: HACH 8146 Pace Analytical Services - Indianapolis							
Iron, Ferrous	ND	mg/L	0.20	0.035	1		05/24/23 11:58	15438-31-0	H3,N2
353.2 Nitrogen, NO2/NO3 unpres		Analytical Method: EPA 353.2 Pace Analytical Services - Indianapolis							
Nitrogen, Nitrate	ND	mg/L	0.10	0.011	1		05/24/23 08:25	14797-55-8	
Nitrogen, Nitrite	ND	mg/L	0.10	0.0040	1		05/24/23 08:25	14797-65-0	
365.1 Total Phosphorus		Analytical Method: EPA 365.1 Preparation Method: EPA 365.1 Pace Analytical Services - Indianapolis							
Phosphate as P04	ND	mg/L	0.15	0.15	1	05/31/23 12:00	06/04/23 10:26		
5310C TOC		Analytical Method: SM 5310C Pace Analytical Services - Indianapolis							
Total Organic Carbon	2.1	mg/L	1.0	0.24	1		06/01/23 17:18	7440-44-0	
5310C Dissolved Organic Carbon		Analytical Method: SM 5310C Pace Analytical Services - Indianapolis							
Dissolved Organic Carbon	2.0	mg/L	1.0	0.24	1		06/07/23 22:17		

REPORT OF LABORATORY ANALYSIS

This report shall not be reproduced, except in full,
without the written consent of Pace Analytical Services, LLC.

ANALYTICAL RESULTS

Project: Harding Street P1R3

Pace Project No.: 50345528

Sample: MW-17IL **Lab ID: 50345528005** Collected: 05/22/23 11:07 Received: 05/23/23 09:00 Matrix: Water

Parameters	Results	Units	Report			Prepared	Analyzed	CAS No.	Qual
			Limit	MDL	DF				
9056 IC Anions									
Analytical Method: EPA 9056									
Pace Analytical Services - Indianapolis									
Chloride	112	mg/L	2.5	0.67	10		06/06/23 10:52	16887-00-6	
Fluoride	0.26	mg/L	0.10	0.017	1		06/06/23 10:35	16984-48-8	
Sulfate	61.7	mg/L	2.5	0.85	10		06/06/23 10:52	14808-79-8	
6010 MET ICP									
Analytical Method: EPA 6010 Preparation Method: EPA 3010									
Pace Analytical Services - Indianapolis									
Aluminum	ND	ug/L	200	55.4	1	06/05/23 09:07	06/06/23 17:04	7429-90-5	
Barium	209	ug/L	10.0	2.1	1	06/05/23 09:07	06/06/23 17:04	7440-39-3	
Boron	172	ug/L	100	37.6	1	06/05/23 09:07	06/06/23 17:04	7440-42-8	
Cadmium	ND	ug/L	2.0	0.66	1	06/05/23 09:07	06/06/23 17:04	7440-43-9	
Calcium	86900	ug/L	1000	163	1	06/05/23 09:07	06/06/23 17:04	7440-70-2	
Iron	2150	ug/L	100	48.8	1	06/05/23 09:07	06/06/23 17:04	7439-89-6	
Lead	ND	ug/L	10.0	2.6	1	06/05/23 09:07	06/06/23 17:04	7439-92-1	
Lithium	ND	ug/L	20.0	6.2	1	06/05/23 09:07	06/06/23 17:04	7439-93-2	
Magnesium	22500	ug/L	1000	71.8	1	06/05/23 09:07	06/06/23 17:04	7439-95-4	
Manganese	276	ug/L	10.0	2.5	1	06/05/23 09:07	06/06/23 17:04	7439-96-5	
Molybdenum	ND	ug/L	10.0	3.7	1	06/05/23 09:07	06/06/23 17:04	7439-98-7	
Potassium	6360	ug/L	1000	281	1	06/05/23 09:07	06/06/23 17:04	7440-09-7	
Silica	9340	ug/L	450		1	06/05/23 09:07	06/06/23 17:04	7631-86-9	N2
Sodium	72300	ug/L	1000	214	1	06/05/23 09:07	06/06/23 17:04	7440-23-5	
6010 MET ICP, Dissolved									
Analytical Method: EPA 6010 Preparation Method: EPA 3010									
Pace Analytical Services - Indianapolis									
Iron, Dissolved	2140	ug/L	100	48.8	1	06/02/23 07:48	06/03/23 01:18	7439-89-6	
Manganese, Dissolved	274	ug/L	10.0	2.5	1	06/02/23 07:48	06/03/23 01:18	7439-96-5	
Molybdenum, Dissolved	ND	ug/L	10.0	3.7	1	06/02/23 07:48	06/03/23 01:18	7439-98-7	
6020 MET ICPMS									
Analytical Method: EPA 6020 Preparation Method: EPA 200.2									
Pace Analytical Services - Indianapolis									
Antimony	ND	ug/L	1.0	0.036	1	05/31/23 16:30	06/02/23 05:43	7440-36-0	
Arsenic	3.2	ug/L	1.0	0.053	1	05/31/23 16:30	06/02/23 05:43	7440-38-2	
Beryllium	ND	ug/L	0.20	0.028	1	05/31/23 16:30	06/02/23 05:43	7440-41-7	
Chromium	ND	ug/L	2.0	0.13	1	05/31/23 16:30	06/02/23 05:43	7440-47-3	
Cobalt	ND	ug/L	1.0	0.032	1	05/31/23 16:30	06/02/23 05:43	7440-48-4	
Selenium	ND	ug/L	1.0	0.23	1	05/31/23 16:30	06/02/23 05:43	7782-49-2	
Thallium	ND	ug/L	1.0	0.033	1	05/31/23 16:30	06/02/23 05:43	7440-28-0	
7470 Mercury									
Analytical Method: EPA 7470 Preparation Method: EPA 7470									
Pace Analytical Services - Indianapolis									
Mercury	ND	ug/L	0.20	0.091	1	05/31/23 10:56	05/31/23 19:18	7439-97-6	
2320B Alkalinity									
Analytical Method: SM 2320B									
Pace Analytical Services - Indianapolis									
Alkalinity, Total as CaCO3	264	mg/L	10.0	10.0	1		05/25/23 00:18		

REPORT OF LABORATORY ANALYSIS

This report shall not be reproduced, except in full,
without the written consent of Pace Analytical Services, LLC.

ANALYTICAL RESULTS

Project: Harding Street P1R3

Pace Project No.: 50345528

Sample: MW-17IL		Lab ID: 50345528005		Collected: 05/22/23 11:07	Received: 05/23/23 09:00	Matrix: Water			
Parameters	Results	Units	Report Limit	MDL	DF	Prepared	Analyzed	CAS No.	Qual
2320B Alkalinity		Analytical Method: SM 2320B Pace Analytical Services - Indianapolis							
Alkalinity,Bicarbonate (CaCO3)	264	mg/L	10.0	10.0	1		05/25/23 00:18		
Alkalinity,Carbonate (CaCO3)	ND	mg/L	10.0	10.0	1		05/25/23 00:18		
2540C Total Dissolved Solids		Analytical Method: SM 2540C Pace Analytical Services - Indianapolis							
Total Dissolved Solids	533	mg/L	10.0	10.0	1		05/26/23 12:28		
4500H+ pH, Electrometric		Analytical Method: SM 4500-H+B Pace Analytical Services - Indianapolis							
pH at 25 Degrees C	7.6	Std. Units	0.10	0.10	1		06/07/23 11:13		H3
4500S2D Sulfide Water		Analytical Method: SM 4500-S2-D Pace Analytical Services - Indianapolis							
Sulfide	ND	mg/L	0.10	0.025	1		05/23/23 14:39	18496-25-8	
Iron, Ferrous		Analytical Method: HACH 8146 Pace Analytical Services - Indianapolis							
Iron, Ferrous	ND	mg/L	0.20	0.035	1		05/24/23 11:57	15438-31-0	H3,N2
353.2 Nitrogen, NO2/NO3 unpres		Analytical Method: EPA 353.2 Pace Analytical Services - Indianapolis							
Nitrogen, Nitrate	ND	mg/L	0.10	0.011	1		05/24/23 08:10	14797-55-8	
Nitrogen, Nitrite	ND	mg/L	0.10	0.0040	1		05/24/23 08:10	14797-65-0	
365.1 Total Phosphorus		Analytical Method: EPA 365.1 Preparation Method: EPA 365.1 Pace Analytical Services - Indianapolis							
Phosphate as P04	ND	mg/L	0.15	0.15	1	05/31/23 12:00	06/04/23 10:27		
5310C TOC		Analytical Method: SM 5310C Pace Analytical Services - Indianapolis							
Total Organic Carbon	2.2	mg/L	1.0	0.24	1		06/01/23 17:30	7440-44-0	
5310C Dissolved Organic Carbon		Analytical Method: SM 5310C Pace Analytical Services - Indianapolis							
Dissolved Organic Carbon	2.2	mg/L	1.0	0.24	1		06/07/23 22:28		

REPORT OF LABORATORY ANALYSIS

This report shall not be reproduced, except in full,
without the written consent of Pace Analytical Services, LLC.

QUALITY CONTROL DATA

Project: Harding Street P1R3

Pace Project No.: 50345528

QC Batch:	736752	Analysis Method:	EPA 9056
QC Batch Method:	EPA 9056	Analysis Description:	9056 IC Anions
		Laboratory:	Pace Analytical Services - Indianapolis

Associated Lab Samples: 50345528001, 50345528002, 50345528003, 50345528004, 50345528005

METHOD BLANK: 3380283 Matrix: Water

Associated Lab Samples: 50345528001, 50345528002, 50345528003, 50345528004, 50345528005

Parameter	Units	Blank Result	Reporting Limit	MDL	Analyzed	Qualifiers
Chloride	mg/L	ND	0.25	0.067	06/05/23 23:53	
Fluoride	mg/L	ND	0.10	0.017	06/05/23 23:53	
Sulfate	mg/L	ND	0.25	0.085	06/05/23 23:53	

LABORATORY CONTROL SAMPLE: 3380284

Parameter	Units	Spike Conc.	LCS Result	LCS % Rec	% Rec Limits	Qualifiers
Chloride	mg/L	2.5	2.2	88	80-120	
Fluoride	mg/L	1	0.93	93	80-120	
Sulfate	mg/L	5	4.5	90	80-120	

MATRIX SPIKE & MATRIX SPIKE DUPLICATE: 3380285 3380286

Parameter	Units	50345528002		3380285		3380286		% Rec	% Rec	% Rec Limits	RPD	Max RPD	Qual
		Result	MS Spike Conc.	MSD Spike Conc.	MS Result	MSD Result	MS % Rec						
Chloride	mg/L	168	25	25	186	183	69	60	80-120	1	15	M0	
Fluoride	mg/L	0.48	1	1	1.4	1.4	92	94	80-120	2	15		
Sulfate	mg/L	466	50	50	502	501	72	70	80-120	0	15	E,M0	

Results presented on this page are in the units indicated by the "Units" column except where an alternate unit is presented to the right of the result.

REPORT OF LABORATORY ANALYSIS

This report shall not be reproduced, except in full,
without the written consent of Pace Analytical Services, LLC.

QUALITY CONTROL DATA

Project: Harding Street P1R3

Pace Project No.: 50345528

QC Batch: 736450

Analysis Method: EPA 7470

QC Batch Method: EPA 7470

Analysis Description: 7470 Mercury

Laboratory: Pace Analytical Services - Indianapolis

Associated Lab Samples: 50345528001, 50345528002, 50345528003, 50345528004, 50345528005

METHOD BLANK: 3379340

Matrix: Water

Associated Lab Samples: 50345528001, 50345528002, 50345528003, 50345528004, 50345528005

Parameter	Units	Blank Result	Reporting Limit	MDL	Analyzed	Qualifiers
Mercury	ug/L	ND	0.20	0.091	05/31/23 18:29	

LABORATORY CONTROL SAMPLE: 3379341

Parameter	Units	Spike Conc.	LCS Result	LCS % Rec	% Rec Limits	Qualifiers
Mercury	ug/L	5	5.2	104	80-120	

MATRIX SPIKE & MATRIX SPIKE DUPLICATE: 3379342 3379343

Parameter	Units	50345528002 Result	MS Spike Conc.	MSD Spike Conc.	MS Result	MSD Result	MS % Rec	MSD % Rec	% Rec Limits	RPD	Max RPD	Qual
Mercury	ug/L	ND	5	5	5.1	5.3	103	106	75-125	3	20	

Results presented on this page are in the units indicated by the "Units" column except where an alternate unit is presented to the right of the result.

REPORT OF LABORATORY ANALYSIS

This report shall not be reproduced, except in full,
without the written consent of Pace Analytical Services, LLC.

QUALITY CONTROL DATA

Project: Harding Street P1R3

Pace Project No.: 50345528

QC Batch: 737036

Analysis Method: EPA 6010

QC Batch Method: EPA 3010

Analysis Description: 6010 MET

Laboratory: Pace Analytical Services - Indianapolis

Associated Lab Samples: 50345528001, 50345528002, 50345528003, 50345528004, 50345528005

METHOD BLANK: 3381600

Matrix: Water

Associated Lab Samples: 50345528001, 50345528002, 50345528003, 50345528004, 50345528005

Parameter	Units	Blank Result	Reporting Limit	MDL	Analyzed	Qualifiers
Aluminum	ug/L	ND	200	54.4	06/08/23 10:31	
Barium	ug/L	ND	10.0	1.3	06/08/23 10:31	
Boron	ug/L	ND	100	61.4	06/08/23 10:31	
Cadmium	ug/L	ND	2.0	0.48	06/08/23 10:31	
Calcium	ug/L	ND	1000	88.4	06/08/23 10:31	
Iron	ug/L	ND	100	48.8	06/08/23 10:31	
Lead	ug/L	ND	10.0	3.9	06/08/23 10:31	
Lithium	ug/L	ND	20.0	6.2	06/08/23 10:31	
Magnesium	ug/L	ND	1000	43.0	06/08/23 10:31	
Manganese	ug/L	ND	10.0	5.4	06/08/23 10:31	
Molybdenum	ug/L	ND	10.0	2.0	06/08/23 10:31	
Potassium	ug/L	ND	1000	200	06/08/23 10:31	
Silica	ug/L	ND	450		06/08/23 10:31	N2
Sodium	ug/L	ND	1000	284	06/08/23 10:31	

LABORATORY CONTROL SAMPLE: 3381601

Parameter	Units	Spike Conc.	LCS Result	LCS % Rec	% Rec Limits	Qualifiers
Aluminum	ug/L	5000	4710	94	80-120	
Barium	ug/L	1000	986	99	80-120	
Boron	ug/L	1000	972	97	80-120	
Cadmium	ug/L	1000	978	98	80-120	
Calcium	ug/L	5000	5060	101	80-120	
Iron	ug/L	2500	2510	100	80-120	
Lead	ug/L	1000	964	96	80-120	
Lithium	ug/L	1000	1010	101	80-120	
Magnesium	ug/L	5000	4850	97	80-120	
Manganese	ug/L	1000	996	100	80-120	
Molybdenum	ug/L	1000	1010	101	80-120	
Potassium	ug/L	5000	4860	97	80-120	
Silica	ug/L	5350	5270	98	80-120	N2
Sodium	ug/L	5000	4980	100	80-120	

Results presented on this page are in the units indicated by the "Units" column except where an alternate unit is presented to the right of the result.

REPORT OF LABORATORY ANALYSIS

This report shall not be reproduced, except in full,
without the written consent of Pace Analytical Services, LLC.

QUALITY CONTROL DATA

Project: Harding Street P1R3

Pace Project No.: 50345528

MATRIX SPIKE & MATRIX SPIKE DUPLICATE: 3381602												3381603	
Parameter	Units	50345528002		MS	MSD	MS		MSD		% Rec Limits	RPD	Max RPD	Qual
		Result	Conc.	Spike Conc.	Spike Conc.	Result	Result	% Rec	% Rec				
Aluminum	ug/L	ND	5000	5000	4820	4900	96	97	75-125	2	20		
Barium	ug/L	248	1000	1000	1230	1250	98	100	75-125	2	20		
Boron	ug/L	1560	1000	1000	2540	2540	98	98	75-125	0	20		
Cadmium	ug/L	ND	1000	1000	992	1010	99	101	75-125	1	20		
Calcium	ug/L	214000	5000	5000	218000	219000	92	108	75-125	0	20		
Iron	ug/L	11400	2500	2500	13600	13600	89	88	75-125	0	20		
Lead	ug/L	ND	1000	1000	912	930	91	93	75-125	2	20		
Lithium	ug/L	ND	1000	1000	1050	1070	105	107	75-125	2	20		
Magnesium	ug/L	68900	5000	5000	72700	72600	77	74	75-125	0	20	P6	
Manganese	ug/L	2720	1000	1000	3670	3640	94	91	75-125	1	20		
Molybdenum	ug/L	13.3	1000	1000	1030	1040	101	103	75-125	2	20		
Potassium	ug/L	3670	5000	5000	8920	8920	105	105	75-125	0	20		
Silica	ug/L	12500	5350	5350	17700	17700	98	97	75-125	0	20	N2	
Sodium	ug/L	54600	5000	5000	60000	59900	107	105	75-125	0	20		

Results presented on this page are in the units indicated by the "Units" column except where an alternate unit is presented to the right of the result.

REPORT OF LABORATORY ANALYSIS

This report shall not be reproduced, except in full,
without the written consent of Pace Analytical Services, LLC.

QUALITY CONTROL DATA

Project: Harding Street P1R3

Pace Project No.: 50345528

QC Batch: 736977 Analysis Method: EPA 6010
 QC Batch Method: EPA 3010 Analysis Description: 6010 MET Dissolved
 Laboratory: Pace Analytical Services - Indianapolis
 Associated Lab Samples: 50345528001, 50345528002, 50345528003, 50345528004, 50345528005

METHOD BLANK: 3381301 Matrix: Water
 Associated Lab Samples: 50345528001, 50345528002, 50345528003, 50345528004, 50345528005

Parameter	Units	Blank Result	Reporting Limit	MDL	Analyzed	Qualifiers
Iron, Dissolved	ug/L	ND	100	48.8	06/03/23 00:08	
Manganese, Dissolved	ug/L	ND	10.0	2.5	06/03/23 00:08	
Molybdenum, Dissolved	ug/L	ND	10.0	3.7	06/03/23 00:08	

LABORATORY CONTROL SAMPLE: 3381302

Parameter	Units	Spike Conc.	LCS Result	LCS % Rec	% Rec Limits	Qualifiers
Iron, Dissolved	ug/L	2500	2470	99	80-120	
Manganese, Dissolved	ug/L	1000	955	95	80-120	
Molybdenum, Dissolved	ug/L	1000	1000	100	80-120	

MATRIX SPIKE & MATRIX SPIKE DUPLICATE: 3381303 3381304

Parameter	Units	50345528002		50345528003		50345528004		% Rec	% Rec	% Rec Limits	RPD	Max RPD	Qual
		Result	MS Spike Conc.	MSD Spike Conc.	MS Result	MSD Result	MS % Rec						
Iron, Dissolved	ug/L	11500	2500	2500	13000	13000	62	62	75-125	0	20	P6	
Manganese, Dissolved	ug/L	2730	1000	1000	3470	3460	74	73	75-125	1	20	M3	
Molybdenum, Dissolved	ug/L	13.5	1000	1000	1050	1050	104	103	75-125	1	20		

Results presented on this page are in the units indicated by the "Units" column except where an alternate unit is presented to the right of the result.

REPORT OF LABORATORY ANALYSIS

This report shall not be reproduced, except in full,
without the written consent of Pace Analytical Services, LLC.

QUALITY CONTROL DATA

Project: Harding Street P1R3

Pace Project No.: 50345528

QC Batch:	736617	Analysis Method:	EPA 6020
QC Batch Method:	EPA 200.2	Analysis Description:	6020 MET
		Laboratory:	Pace Analytical Services - Indianapolis

Associated Lab Samples: 50345528001, 50345528002, 50345528003, 50345528004, 50345528005

METHOD BLANK: 3379885 Matrix: Water
Associated Lab Samples: 50345528001, 50345528002, 50345528003, 50345528004, 50345528005

Parameter	Units	Blank Result	Reporting Limit	MDL	Analyzed	Qualifiers
Antimony	ug/L	ND	1.0	0.036	06/01/23 18:04	
Arsenic	ug/L	ND	1.0	0.053	06/01/23 18:04	
Beryllium	ug/L	ND	0.20	0.028	06/01/23 18:04	
Chromium	ug/L	ND	2.0	0.13	06/01/23 18:04	
Cobalt	ug/L	ND	1.0	0.032	06/01/23 18:04	
Selenium	ug/L	ND	1.0	0.23	06/01/23 18:04	
Thallium	ug/L	ND	1.0	0.033	06/01/23 18:04	

LABORATORY CONTROL SAMPLE: 3379886

Parameter	Units	Spike Conc.	LCS Result	LCS % Rec	% Rec Limits	Qualifiers
Antimony	ug/L	40	41.5	104	80-120	
Arsenic	ug/L	40	39.6	99	80-120	
Beryllium	ug/L	40	40.8	102	80-120	
Chromium	ug/L	40	40.0	100	80-120	
Cobalt	ug/L	40	40.9	102	80-120	
Selenium	ug/L	40	40.7	102	80-120	
Thallium	ug/L	40	41.1	103	80-120	

MATRIX SPIKE & MATRIX SPIKE DUPLICATE: 3379887 3379888

Parameter	Units	50345528002		MSD		MS		MSD		% Rec Limits	RPD	Max RPD	Qual
		Result	MS Spike Conc.	MSD Spike Conc.	Result	MSD Result	% Rec	% Rec					
Antimony	ug/L	ND	40	40	42.0	41.9	105	105	75-125	0	20		
Arsenic	ug/L	34.1	40	40	73.6	73.5	99	98	75-125	0	20		
Beryllium	ug/L	ND	40	40	39.6	39.8	99	99	75-125	0	20		
Chromium	ug/L	ND	40	40	39.3	39.6	97	98	75-125	1	20		
Cobalt	ug/L	ND	40	40	38.4	38.3	95	95	75-125	0	20		
Selenium	ug/L	ND	40	40	39.0	39.6	97	99	75-125	2	20		
Thallium	ug/L	ND	40	40	41.5	42.0	104	105	75-125	1	20		

Results presented on this page are in the units indicated by the "Units" column except where an alternate unit is presented to the right of the result.

REPORT OF LABORATORY ANALYSIS

This report shall not be reproduced, except in full, without the written consent of Pace Analytical Services, LLC.

QUALITY CONTROL DATA

Project: Harding Street P1R3

Pace Project No.: 50345528

QC Batch: 735711 Analysis Method: SM 2320B
 QC Batch Method: SM 2320B Analysis Description: 2320B Alkalinity
 Laboratory: Pace Analytical Services - Indianapolis
 Associated Lab Samples: 50345528001, 50345528002, 50345528003, 50345528004

METHOD BLANK: 3375874 Matrix: Water
 Associated Lab Samples: 50345528001, 50345528002, 50345528003, 50345528004

Parameter	Units	Blank Result	Reporting Limit	MDL	Analyzed	Qualifiers
Alkalinity, Total as CaCO3	mg/L	ND	10.0	10.0	05/24/23 21:47	
Alkalinity,Bicarbonate (CaCO3)	mg/L	ND	10.0	10.0	05/24/23 21:47	
Alkalinity,Carbonate (CaCO3)	mg/L	ND	10.0	10.0	05/24/23 21:47	

LABORATORY CONTROL SAMPLE: 3375875

Parameter	Units	Spike Conc.	LCS Result	LCS % Rec	% Rec Limits	Qualifiers
Alkalinity, Total as CaCO3	mg/L	50	53.6	107	90-110	

SAMPLE DUPLICATE: 3375876

Parameter	Units	50345528002 Result	Dup Result	RPD	Max RPD	Qualifiers
Alkalinity, Total as CaCO3	mg/L	280	285	2	20	
Alkalinity,Bicarbonate (CaCO3)	mg/L	280	285	2	20	
Alkalinity,Carbonate (CaCO3)	mg/L	ND	ND		20	

SAMPLE DUPLICATE: 3375877

Parameter	Units	50345534001 Result	Dup Result	RPD	Max RPD	Qualifiers
Alkalinity, Total as CaCO3	mg/L	280	287	2	20	
Alkalinity,Bicarbonate (CaCO3)	mg/L	280	287	2	20	
Alkalinity,Carbonate (CaCO3)	mg/L	ND	ND		20	

Results presented on this page are in the units indicated by the "Units" column except where an alternate unit is presented to the right of the result.

REPORT OF LABORATORY ANALYSIS

This report shall not be reproduced, except in full,
 without the written consent of Pace Analytical Services, LLC.

QUALITY CONTROL DATA

Project: Harding Street P1R3

Pace Project No.: 50345528

QC Batch: 735713

Analysis Method: SM 2320B

QC Batch Method: SM 2320B

Analysis Description: 2320B Alkalinity

Laboratory: Pace Analytical Services - Indianapolis

Associated Lab Samples: 50345528005

METHOD BLANK: 3375892

Matrix: Water

Associated Lab Samples: 50345528005

Parameter	Units	Blank Result	Reporting Limit	MDL	Analyzed	Qualifiers
Alkalinity, Total as CaCO3	mg/L	ND	10.0	10.0	05/25/23 00:18	
Alkalinity,Bicarbonate (CaCO3)	mg/L	ND	10.0	10.0	05/25/23 00:18	
Alkalinity,Carbonate (CaCO3)	mg/L	ND	10.0	10.0	05/25/23 00:18	

LABORATORY CONTROL SAMPLE: 3375893

Parameter	Units	Spike Conc.	LCS Result	LCS % Rec	% Rec Limits	Qualifiers
Alkalinity, Total as CaCO3	mg/L	50	51.6	103	90-110	

SAMPLE DUPLICATE: 3375894

Parameter	Units	50345315002 Result	Dup Result	RPD	Max RPD	Qualifiers
Alkalinity, Total as CaCO3	mg/L	414	423	2	20	
Alkalinity,Bicarbonate (CaCO3)	mg/L	414	423	2	20	
Alkalinity,Carbonate (CaCO3)	mg/L	<10.0	ND		20	

SAMPLE DUPLICATE: 3375895

Parameter	Units	50345506002 Result	Dup Result	RPD	Max RPD	Qualifiers
Alkalinity, Total as CaCO3	mg/L	204	208	2	20	
Alkalinity,Bicarbonate (CaCO3)	mg/L	196	199	1	20	
Alkalinity,Carbonate (CaCO3)	mg/L	ND	ND		20	

Results presented on this page are in the units indicated by the "Units" column except where an alternate unit is presented to the right of the result.

REPORT OF LABORATORY ANALYSIS

This report shall not be reproduced, except in full,
without the written consent of Pace Analytical Services, LLC.

QUALITY CONTROL DATA

Project: Harding Street P1R3

Pace Project No.: 50345528

QC Batch: 736102

Analysis Method: SM 2540C

QC Batch Method: SM 2540C

Analysis Description: 2540C Total Dissolved Solids

Laboratory: Pace Analytical Services - Indianapolis

Associated Lab Samples: 50345528001, 50345528002, 50345528003, 50345528004, 50345528005

METHOD BLANK: 3377807

Matrix: Water

Associated Lab Samples: 50345528001, 50345528002, 50345528003, 50345528004, 50345528005

Parameter	Units	Blank Result	Reporting Limit	MDL	Analyzed	Qualifiers
Total Dissolved Solids	mg/L	ND	10.0	10.0	05/26/23 12:21	

LABORATORY CONTROL SAMPLE: 3377808

Parameter	Units	Spike Conc.	LCS Result	LCS % Rec	% Rec Limits	Qualifiers
Total Dissolved Solids	mg/L	300	279	93	80-120	

SAMPLE DUPLICATE: 3377809

Parameter	Units	50345499014 Result	Dup Result	RPD	Max RPD	Qualifiers
Total Dissolved Solids	mg/L	646	666	3	10	

SAMPLE DUPLICATE: 3377810

Parameter	Units	50345528002 Result	Dup Result	RPD	Max RPD	Qualifiers
Total Dissolved Solids	mg/L	1150	1140	0	10	

Results presented on this page are in the units indicated by the "Units" column except where an alternate unit is presented to the right of the result.

REPORT OF LABORATORY ANALYSIS

This report shall not be reproduced, except in full,
without the written consent of Pace Analytical Services, LLC.

QUALITY CONTROL DATA

Project: Harding Street P1R3

Pace Project No.: 50345528

QC Batch: 737935

Analysis Method: SM 4500-H+B

QC Batch Method: SM 4500-H+B

Analysis Description: 4500H+B pH

Laboratory: Pace Analytical Services - Indianapolis

Associated Lab Samples: 50345528001, 50345528002, 50345528003, 50345528004, 50345528005

SAMPLE DUPLICATE: 3385364

Parameter	Units	50345528002 Result	Dup Result	RPD	Max RPD	Qualifiers
pH at 25 Degrees C	Std. Units	7.5	7.6	0	2	H3

Results presented on this page are in the units indicated by the "Units" column except where an alternate unit is presented to the right of the result.

REPORT OF LABORATORY ANALYSIS

This report shall not be reproduced, except in full,
without the written consent of Pace Analytical Services, LLC.

QUALITY CONTROL DATA

Project: Harding Street P1R3

Pace Project No.: 50345528

QC Batch:	735340	Analysis Method:	SM 4500-S2-D
QC Batch Method:	SM 4500-S2-D	Analysis Description:	4500S2D Sulfide Water
		Laboratory:	Pace Analytical Services - Indianapolis

Associated Lab Samples: 50345528001, 50345528002, 50345528003, 50345528004, 50345528005

METHOD BLANK: 3374275 Matrix: Water
Associated Lab Samples: 50345528001, 50345528002, 50345528003, 50345528004, 50345528005

Parameter	Units	Blank Result	Reporting Limit	MDL	Analyzed	Qualifiers
Sulfide	mg/L	ND	0.10	0.025	05/23/23 14:39	

LABORATORY CONTROL SAMPLE: 3374276

Parameter	Units	Spike Conc.	LCS Result	LCS % Rec	% Rec Limits	Qualifiers
Sulfide	mg/L	0.5	0.53	106	90-110	

MATRIX SPIKE & MATRIX SPIKE DUPLICATE: 3374277 3374278

Parameter	Units	50345528002 Result	MS Spike Conc.	MSD Spike Conc.	MS Result	MSD Result	MS % Rec	MSD % Rec	% Rec Limits	RPD	Max RPD	Qual
Sulfide	mg/L	ND	0.5	0.5	0.38	0.38	75	76	90-110	2	20	M3

MATRIX SPIKE SAMPLE: 3374286

Parameter	Units	50345529001 Result	Spike Conc.	MS Result	MS % Rec	% Rec Limits	Qualifiers
Sulfide	mg/L	ND	0.5	0.46	92	90-110	

Results presented on this page are in the units indicated by the "Units" column except where an alternate unit is presented to the right of the result.

REPORT OF LABORATORY ANALYSIS

This report shall not be reproduced, except in full,
without the written consent of Pace Analytical Services, LLC.

QUALITY CONTROL DATA

Project: Harding Street P1R3

Pace Project No.: 50345528

QC Batch:	735446	Analysis Method:	EPA 353.2
QC Batch Method:	EPA 353.2	Analysis Description:	353.2 Nitrate + Nitrite, Unpres.
		Laboratory:	Pace Analytical Services - Indianapolis

Associated Lab Samples: 50345528001, 50345528002, 50345528003, 50345528004, 50345528005

METHOD BLANK: 3374772 Matrix: Water
Associated Lab Samples: 50345528001, 50345528002, 50345528003, 50345528004, 50345528005

Parameter	Units	Blank Result	Reporting Limit	MDL	Analyzed	Qualifiers
Nitrogen, Nitrate	mg/L	ND	0.10	0.011	05/24/23 08:03	
Nitrogen, Nitrite	mg/L	ND	0.10	0.0040	05/24/23 08:03	

LABORATORY CONTROL SAMPLE: 3374773

Parameter	Units	Spike Conc.	LCS Result	LCS % Rec	% Rec Limits	Qualifiers
Nitrogen, Nitrate	mg/L	1	0.98	98	90-110	
Nitrogen, Nitrite	mg/L	1	0.98	98	90-110	

MATRIX SPIKE & MATRIX SPIKE DUPLICATE: 3374774 3374775

Parameter	Units	50345528002 Result	MS Spike Conc.	MSD Spike Conc.	MS Result	MSD Result	MS % Rec	MSD % Rec	% Rec Limits	RPD	Max RPD	Qual
Nitrogen, Nitrate	mg/L	ND	1	1	0.96	0.96	95	96	90-110	0	20	
Nitrogen, Nitrite	mg/L	ND	1	1	0.99	0.99	98	98	90-110	0	20	

MATRIX SPIKE & MATRIX SPIKE DUPLICATE: 3374776 3374777

Parameter	Units	50345586002 Result	MS Spike Conc.	MSD Spike Conc.	MS Result	MSD Result	MS % Rec	MSD % Rec	% Rec Limits	RPD	Max RPD	Qual
Nitrogen, Nitrate	mg/L	3.4	2	2	5.3	5.4	97	99	90-110	1	20	
Nitrogen, Nitrite	mg/L	ND	2	2	2.0	2.0	97	98	90-110	1	20	

Results presented on this page are in the units indicated by the "Units" column except where an alternate unit is presented to the right of the result.

REPORT OF LABORATORY ANALYSIS

This report shall not be reproduced, except in full,
without the written consent of Pace Analytical Services, LLC.

QUALITY CONTROL DATA

Project: Harding Street P1R3

Pace Project No.: 50345528

QC Batch: 736686

Analysis Method: EPA 365.1

QC Batch Method: EPA 365.1

Analysis Description: 365.1 Total Phosphorus

Laboratory: Pace Analytical Services - Indianapolis

Associated Lab Samples: 50345528001, 50345528002, 50345528003, 50345528004, 50345528005

METHOD BLANK: 3380068

Matrix: Water

Associated Lab Samples: 50345528001, 50345528002, 50345528003, 50345528004, 50345528005

Parameter	Units	Blank Result	Reporting Limit	MDL	Analyzed	Qualifiers
Phosphate as P04	mg/L	ND	0.15	0.15	06/04/23 10:22	

LABORATORY CONTROL SAMPLE: 3380069

Parameter	Units	Spike Conc.	LCS Result	LCS % Rec	% Rec Limits	Qualifiers
Phosphate as P04	mg/L		1.5			

MATRIX SPIKE & MATRIX SPIKE DUPLICATE: 3380070 3380071

Parameter	Units	3380070		3380071		% Rec Limits	% Rec	Max RPD	Qual
		MS Spike Conc.	MSD Spike Conc.	MS Result	MSD Result				
Phosphate as P04	mg/L	1.1		2.5	2.5			0	

Results presented on this page are in the units indicated by the "Units" column except where an alternate unit is presented to the right of the result.

REPORT OF LABORATORY ANALYSIS

This report shall not be reproduced, except in full,
without the written consent of Pace Analytical Services, LLC.

QUALITY CONTROL DATA

Project: Harding Street P1R3

Pace Project No.: 50345528

QC Batch:	736684	Analysis Method:	SM 5310C
QC Batch Method:	SM 5310C	Analysis Description:	5310C Total Organic Carbon
		Laboratory:	Pace Analytical Services - Indianapolis

Associated Lab Samples: 50345528001, 50345528002, 50345528003, 50345528004, 50345528005

METHOD BLANK: 3380063 Matrix: Water
Associated Lab Samples: 50345528001, 50345528002, 50345528003, 50345528004, 50345528005

Parameter	Units	Blank Result	Reporting Limit	MDL	Analyzed	Qualifiers
Total Organic Carbon	mg/L	ND	1.0	0.24	06/01/23 13:38	

LABORATORY CONTROL SAMPLE: 3380064

Parameter	Units	Spike Conc.	LCS Result	LCS % Rec	% Rec Limits	Qualifiers
Total Organic Carbon	mg/L	10	10.3	103	90-110	

MATRIX SPIKE & MATRIX SPIKE DUPLICATE: 3380065 3380066

Parameter	Units	50345528002 Result	MS Spike Conc.	MSD Spike Conc.	MS Result	MSD Result	MS % Rec	MSD % Rec	% Rec Limits	RPD	Max RPD	Qual
Total Organic Carbon	mg/L	4.8	10	10	14.8	15.2	100	104	80-120	2	20	

MATRIX SPIKE SAMPLE: 3380067

Parameter	Units	50345528003 Result	Spike Conc.	MS Result	MS % Rec	% Rec Limits	Qualifiers
Total Organic Carbon	mg/L	2.0	10	12.0	100	80-120	

Results presented on this page are in the units indicated by the "Units" column except where an alternate unit is presented to the right of the result.

REPORT OF LABORATORY ANALYSIS

This report shall not be reproduced, except in full,
without the written consent of Pace Analytical Services, LLC.

QUALITY CONTROL DATA

Project: Harding Street P1R3

Pace Project No.: 50345528

QC Batch: 737849

Analysis Method: SM 5310C

QC Batch Method: SM 5310C

Analysis Description: 5310C Dissolved Organic Carbon

Laboratory: Pace Analytical Services - Indianapolis

Associated Lab Samples: 50345528001, 50345528002, 50345528003, 50345528004, 50345528005

METHOD BLANK: 3384882

Matrix: Water

Associated Lab Samples: 50345528001, 50345528002, 50345528003, 50345528004, 50345528005

Parameter	Units	Blank Result	Reporting Limit	MDL	Analyzed	Qualifiers
Dissolved Organic Carbon	mg/L	ND	1.0	0.24	06/07/23 19:06	

LABORATORY CONTROL SAMPLE: 3384883

Parameter	Units	Spike Conc.	LCS Result	LCS % Rec	% Rec Limits	Qualifiers
Dissolved Organic Carbon	mg/L	10	9.8	98	90-110	

MATRIX SPIKE & MATRIX SPIKE DUPLICATE: 3384884 3384885

Parameter	Units	50345528002 Result	MS Spike Conc.	MSD Spike Conc.	MS Result	MSD Result	MS % Rec	MSD % Rec	% Rec Limits	RPD	Max RPD	Qual
Dissolved Organic Carbon	mg/L	4.6	10	10	14.3	14.4	97	98	80-120	0	20	

MATRIX SPIKE SAMPLE: 3385478

Parameter	Units	50345634003 Result	Spike Conc.	MS Result	MS % Rec	% Rec Limits	Qualifiers
Dissolved Organic Carbon	mg/L	2.0	10	12.0	100	80-120	

Results presented on this page are in the units indicated by the "Units" column except where an alternate unit is presented to the right of the result.

REPORT OF LABORATORY ANALYSIS

This report shall not be reproduced, except in full,
without the written consent of Pace Analytical Services, LLC.

ANALYTICAL RESULTS - RADIOCHEMISTRY

Project: Harding Street P1R3

Pace Project No.: 50345528

Sample: MW-16S **Lab ID: 50345528001** Collected: 05/22/23 14:45 Received: 05/23/23 09:00 Matrix: Water
PWS: Site ID: Sample Type:

Parameters	Method	Act ± Unc (MDC) Carr Trac	Units	Analyzed	CAS No.	Qual
	Pace Analytical Services - Greensburg					
Radium-226	EPA 903.1	0.239 ± 0.605 (1.12) C:NA T:89%	pCi/L	06/16/23 12:12	13982-63-3	
	Pace Analytical Services - Greensburg					
Radium-228	EPA 904.0	0.282 ± 0.307 (0.642) C:84% T:91%	pCi/L	06/12/23 12:56	15262-20-1	
	Pace Analytical Services - Greensburg					
Total Radium	Total Radium Calculation	0.521 ± 0.912 (1.76)	pCi/L	06/16/23 17:40	7440-14-4	

REPORT OF LABORATORY ANALYSIS

This report shall not be reproduced, except in full,
without the written consent of Pace Analytical Services, LLC.

ANALYTICAL RESULTS - RADIOCHEMISTRY

Project: Harding Street P1R3

Pace Project No.: 50345528

Sample: MW-16D **Lab ID: 50345528002** Collected: 05/22/23 15:30 Received: 05/23/23 09:00 Matrix: Water
PWS: Site ID: Sample Type:

Parameters	Method	Act ± Unc (MDC) Carr Trac	Units	Analyzed	CAS No.	Qual
	Pace Analytical Services - Greensburg					
Radium-226	EPA 903.1	0.0617 ± 0.320 (0.665) C:NA T:103%	pCi/L	06/15/23 17:25	13982-63-3	
	Pace Analytical Services - Greensburg					
Radium-228	EPA 904.0	1.07 ± 0.435 (0.679) C:87% T:85%	pCi/L	06/12/23 16:46	15262-20-1	
	Pace Analytical Services - Greensburg					
Total Radium	Total Radium Calculation	1.13 ± 0.755 (1.34)	pCi/L	06/16/23 17:40	7440-14-4	

REPORT OF LABORATORY ANALYSIS

This report shall not be reproduced, except in full,
without the written consent of Pace Analytical Services, LLC.

ANALYTICAL RESULTS - RADIOCHEMISTRY

Project: Harding Street P1R3

Pace Project No.: 50345528

Sample: MW-17S **Lab ID: 50345528003** Collected: 05/22/23 12:15 Received: 05/23/23 09:00 Matrix: Water
PWS: Site ID: Sample Type:

Parameters	Method	Act ± Unc (MDC) Carr Trac	Units	Analyzed	CAS No.	Qual
Pace Analytical Services - Greensburg						
Radium-226	EPA 903.1	0.246 ± 0.623 (1.16) C:NA T:92%	pCi/L	06/16/23 12:12	13982-63-3	
Pace Analytical Services - Greensburg						
Radium-228	EPA 904.0	0.546 ± 0.338 (0.635) C:90% T:94%	pCi/L	06/12/23 16:46	15262-20-1	
Pace Analytical Services - Greensburg						
Total Radium	Total Radium Calculation	0.792 ± 0.961 (1.80)	pCi/L	06/16/23 17:40	7440-14-4	

REPORT OF LABORATORY ANALYSIS

This report shall not be reproduced, except in full,
without the written consent of Pace Analytical Services, LLC.

ANALYTICAL RESULTS - RADIOCHEMISTRY

Project: Harding Street P1R3

Pace Project No.: 50345528

Sample: MW-171 **Lab ID: 50345528004** Collected: 05/22/23 13:15 Received: 05/23/23 09:00 Matrix: Water
PWS: Site ID: Sample Type:

Parameters	Method	Act ± Unc (MDC) Carr Trac	Units	Analyzed	CAS No.	Qual
Pace Analytical Services - Greensburg						
Radium-226	EPA 903.1	0.525 ± 0.549 (0.861) C:NA T:97%	pCi/L	06/16/23 12:12	13982-63-3	
Pace Analytical Services - Greensburg						
Radium-228	EPA 904.0	0.627 ± 0.391 (0.737) C:88% T:86%	pCi/L	06/12/23 16:46	15262-20-1	
Pace Analytical Services - Greensburg						
Total Radium	Total Radium Calculation	1.15 ± 0.940 (1.60)	pCi/L	06/16/23 17:40	7440-14-4	

REPORT OF LABORATORY ANALYSIS

This report shall not be reproduced, except in full,
without the written consent of Pace Analytical Services, LLC.

ANALYTICAL RESULTS - RADIOCHEMISTRY

Project: Harding Street P1R3

Pace Project No.: 50345528

Sample: MW-17IL **Lab ID: 50345528005** Collected: 05/22/23 11:07 Received: 05/23/23 09:00 Matrix: Water
PWS: Site ID: Sample Type:

Parameters	Method	Act ± Unc (MDC) Carr Trac	Units	Analyzed	CAS No.	Qual
	Pace Analytical Services - Greensburg					
Radium-226	EPA 903.1	2.02 ± 1.04 (1.29) C:NA T:91%	pCi/L	06/16/23 12:12	13982-63-3	
	Pace Analytical Services - Greensburg					
Radium-228	EPA 904.0	0.904 ± 0.430 (0.751) C:86% T:93%	pCi/L	06/12/23 16:46	15262-20-1	
	Pace Analytical Services - Greensburg					
Total Radium	Total Radium Calculation	2.92 ± 1.47 (2.04)	pCi/L	06/16/23 17:40	7440-14-4	

REPORT OF LABORATORY ANALYSIS

This report shall not be reproduced, except in full,
without the written consent of Pace Analytical Services, LLC.

ANALYTICAL RESULTS - RADIOCHEMISTRY

Project: Harding Street P1R3

Pace Project No.: 50345528

Sample: MW-16D MS **Lab ID: 50345528006** Collected: 05/22/23 15:30 Received: 05/23/23 09:00 Matrix: Water
PWS: Site ID: Sample Type:

Parameters	Method	Act ± Unc (MDC) Carr Trac	Units	Analyzed	CAS No.	Qual
Pace Analytical Services - Greensburg						
Radium-226	EPA 903.1	92.67 %REC ± NA (NA) C:NA T:NA%	pCi/L	06/15/23 17:39	13982-63-3	
Pace Analytical Services - Greensburg						
Radium-228	EPA 904.0	57.71 %REC ± NA (NA) C:NA T:NA	pCi/L	06/12/23 16:46	15262-20-1	1d

REPORT OF LABORATORY ANALYSIS

This report shall not be reproduced, except in full,
without the written consent of Pace Analytical Services, LLC.

ANALYTICAL RESULTS - RADIOCHEMISTRY

Project: Harding Street P1R3

Pace Project No.: 50345528

Sample: MW-16D MSD **Lab ID: 50345528007** Collected: 05/22/23 15:30 Received: 05/23/23 09:00 Matrix: Water
PWS: Site ID: Sample Type:

Parameters	Method	Act ± Unc (MDC) Carr Trac	Units	Analyzed	CAS No.	Qual
Pace Analytical Services - Greensburg						
Radium-226	EPA 903.1	121.69 %REC 27.07 RPD ± NA (NA) C:NA T:NA%	pCi/L	06/15/23 17:39	13982-63-3	
Pace Analytical Services - Greensburg						
Radium-228	EPA 904.0	73.26 %REC 23.75RPD ± NA (NA) C:NA T:NA	pCi/L	06/12/23 16:46	15262-20-1	

REPORT OF LABORATORY ANALYSIS

This report shall not be reproduced, except in full,
without the written consent of Pace Analytical Services, LLC.

QUALITY CONTROL - RADIOCHEMISTRY

Project: Harding Street P1R3

Pace Project No.: 50345528

QC Batch: 591545

Analysis Method: EPA 903.1

QC Batch Method: EPA 903.1

Analysis Description: 903.1 Radium-226

Laboratory: Pace Analytical Services - Greensburg

Associated Lab Samples: 50345528001, 50345528002, 50345528003, 50345528004, 50345528005, 50345528006, 50345528007

METHOD BLANK: 2874431

Matrix: Water

Associated Lab Samples: 50345528001, 50345528002, 50345528003, 50345528004, 50345528005, 50345528006, 50345528007

Parameter	Act ± Unc (MDC) Carr Trac	Units	Analyzed	Qualifiers
Radium-226	0.410 ± 0.332 (0.185) C:NA T:96%	pCi/L	06/15/23 17:25	

Results presented on this page are in the units indicated by the "Units" column except where an alternate unit is presented to the right of the result.

REPORT OF LABORATORY ANALYSIS

This report shall not be reproduced, except in full,
without the written consent of Pace Analytical Services, LLC.

QUALITY CONTROL - RADIOCHEMISTRY

Project: Harding Street P1R3

Pace Project No.: 50345528

QC Batch: 591547

Analysis Method: EPA 904.0

QC Batch Method: EPA 904.0

Analysis Description: 904.0 Radium 228

Laboratory: Pace Analytical Services - Greensburg

Associated Lab Samples: 50345528001, 50345528002, 50345528003, 50345528004, 50345528005, 50345528006, 50345528007

METHOD BLANK: 2874432

Matrix: Water

Associated Lab Samples: 50345528001, 50345528002, 50345528003, 50345528004, 50345528005, 50345528006, 50345528007

Parameter	Act ± Unc (MDC) Carr Trac	Units	Analyzed	Qualifiers
Radium-228	0.475 ± 0.350 (0.683) C:82% T:86%	pCi/L	06/12/23 12:52	

Results presented on this page are in the units indicated by the "Units" column except where an alternate unit is presented to the right of the result.

REPORT OF LABORATORY ANALYSIS

This report shall not be reproduced, except in full,
without the written consent of Pace Analytical Services, LLC.

QUALIFIERS

Project: Harding Street P1R3

Pace Project No.: 50345528

DEFINITIONS

DF - Dilution Factor, if reported, represents the factor applied to the reported data due to dilution of the sample aliquot.

ND - Not Detected at or above adjusted reporting limit.

TNTC - Too Numerous To Count

J - Estimated concentration above the adjusted method detection limit and below the adjusted reporting limit.

MDL - Adjusted Method Detection Limit.

PQL - Practical Quantitation Limit.

RL - Reporting Limit - The lowest concentration value that meets project requirements for quantitative data with known precision and bias for a specific analyte in a specific matrix.

S - Surrogate

1,2-Diphenylhydrazine decomposes to and cannot be separated from Azobenzene using Method 8270. The result for each analyte is a combined concentration.

Consistent with EPA guidelines, unrounded data are displayed and have been used to calculate % recovery and RPD values.

LCS(D) - Laboratory Control Sample (Duplicate)

MS(D) - Matrix Spike (Duplicate)

DUP - Sample Duplicate

RPD - Relative Percent Difference

NC - Not Calculable.

SG - Silica Gel - Clean-Up

U - Indicates the compound was analyzed for, but not detected.

N-Nitrosodiphenylamine decomposes and cannot be separated from Diphenylamine using Method 8270. The result reported for each analyte is a combined concentration.

Reported results are not rounded until the final step prior to reporting. Therefore, calculated parameters that are typically reported as "Total" may vary slightly from the sum of the reported component parameters.

Act - Activity

Unc - Uncertainty: SDWA = 1.96 sigma count uncertainty, all other matrices = Expanded Uncertainty (95% confidence interval).

Gamma Spec = Expanded Uncertainty (95.4% Confidence Interval)

(MDC) - Minimum Detectable Concentration

Trac - Tracer Recovery (%)

Carr - Carrier Recovery (%)

Pace Analytical is TNI accredited. Contact your Pace PM for the current list of accredited analytes.

TNI - The NELAC Institute.

ANALYTE QUALIFIERS

- | | |
|----|---|
| 1d | Matrix spike recovery is low and outside of the default acceptance criteria for MS recovery. Results reported based on acceptable RPD for the RQS set. |
| E | Analyte concentration exceeded the calibration range. The reported result is estimated. |
| H3 | Sample was received or analysis requested beyond the recognized method holding time. |
| M0 | Matrix spike recovery and/or matrix spike duplicate recovery was outside laboratory control limits. |
| M3 | Matrix spike recovery was outside laboratory control limits due to matrix interferences. |
| N2 | The lab does not hold NELAC/TNI accreditation for this parameter but other accreditations/certifications may apply. A complete list of accreditations/certifications is available upon request. |
| P6 | Matrix spike recovery was outside laboratory control limits due to a parent sample concentration notably higher than the spike level. |

REPORT OF LABORATORY ANALYSIS

This report shall not be reproduced, except in full,
without the written consent of Pace Analytical Services, LLC.

QUALITY CONTROL DATA CROSS REFERENCE TABLE

Project: Harding Street P1R3

Pace Project No.: 50345528

Lab ID	Sample ID	QC Batch Method	QC Batch	Analytical Method	Analytical Batch
50345528001	MW-16S	EPA 9056	736752		
50345528002	MW-16D	EPA 9056	736752		
50345528003	MW-17S	EPA 9056	736752		
50345528004	MW-17I	EPA 9056	736752		
50345528005	MW-17IL	EPA 9056	736752		
50345528001	MW-16S	EPA 3010	737036	EPA 6010	737780
50345528002	MW-16D	EPA 3010	737036	EPA 6010	737780
50345528003	MW-17S	EPA 3010	737036	EPA 6010	737780
50345528004	MW-17I	EPA 3010	737036	EPA 6010	737780
50345528005	MW-17IL	EPA 3010	737036	EPA 6010	737780
50345528001	MW-16S	EPA 3010	736977	EPA 6010	737397
50345528002	MW-16D	EPA 3010	736977	EPA 6010	737397
50345528003	MW-17S	EPA 3010	736977	EPA 6010	737397
50345528004	MW-17I	EPA 3010	736977	EPA 6010	737397
50345528005	MW-17IL	EPA 3010	736977	EPA 6010	737397
50345528001	MW-16S	EPA 200.2	736617	EPA 6020	736891
50345528002	MW-16D	EPA 200.2	736617	EPA 6020	736891
50345528003	MW-17S	EPA 200.2	736617	EPA 6020	736891
50345528004	MW-17I	EPA 200.2	736617	EPA 6020	736891
50345528005	MW-17IL	EPA 200.2	736617	EPA 6020	736891
50345528001	MW-16S	EPA 7470	736450	EPA 7470	736827
50345528002	MW-16D	EPA 7470	736450	EPA 7470	736827
50345528003	MW-17S	EPA 7470	736450	EPA 7470	736827
50345528004	MW-17I	EPA 7470	736450	EPA 7470	736827
50345528005	MW-17IL	EPA 7470	736450	EPA 7470	736827
50345528001	MW-16S	EPA 903.1	591545		
50345528002	MW-16D	EPA 903.1	591545		
50345528003	MW-17S	EPA 903.1	591545		
50345528004	MW-17I	EPA 903.1	591545		
50345528005	MW-17IL	EPA 903.1	591545		
50345528006	MW-16D MS	EPA 903.1	591545		
50345528007	MW-16D MSD	EPA 903.1	591545		
50345528001	MW-16S	EPA 904.0	591547		
50345528002	MW-16D	EPA 904.0	591547		
50345528003	MW-17S	EPA 904.0	591547		
50345528004	MW-17I	EPA 904.0	591547		
50345528005	MW-17IL	EPA 904.0	591547		
50345528006	MW-16D MS	EPA 904.0	591547		
50345528007	MW-16D MSD	EPA 904.0	591547		
50345528001	MW-16S	Total Radium Calculation	595618		
50345528002	MW-16D	Total Radium Calculation	595618		
50345528003	MW-17S	Total Radium Calculation	595618		
50345528004	MW-17I	Total Radium Calculation	595618		
50345528005	MW-17IL	Total Radium Calculation	595618		
50345528001	MW-16S	SM 2320B	735711		

REPORT OF LABORATORY ANALYSIS

This report shall not be reproduced, except in full,
without the written consent of Pace Analytical Services, LLC.

QUALITY CONTROL DATA CROSS REFERENCE TABLE

Project: Harding Street P1R3

Pace Project No.: 50345528

Lab ID	Sample ID	QC Batch Method	QC Batch	Analytical Method	Analytical Batch
50345528002	MW-16D	SM 2320B	735711		
50345528003	MW-17S	SM 2320B	735711		
50345528004	MW-17I	SM 2320B	735711		
50345528005	MW-17IL	SM 2320B	735713		
50345528001	MW-16S	SM 2540C	736102		
50345528002	MW-16D	SM 2540C	736102		
50345528003	MW-17S	SM 2540C	736102		
50345528004	MW-17I	SM 2540C	736102		
50345528005	MW-17IL	SM 2540C	736102		
50345528001	MW-16S	SM 4500-H+B	737935		
50345528002	MW-16D	SM 4500-H+B	737935		
50345528003	MW-17S	SM 4500-H+B	737935		
50345528004	MW-17I	SM 4500-H+B	737935		
50345528005	MW-17IL	SM 4500-H+B	737935		
50345528001	MW-16S	SM 4500-S2-D	735340		
50345528002	MW-16D	SM 4500-S2-D	735340		
50345528003	MW-17S	SM 4500-S2-D	735340		
50345528004	MW-17I	SM 4500-S2-D	735340		
50345528005	MW-17IL	SM 4500-S2-D	735340		
50345528001	MW-16S	HACH 8146	735509		
50345528002	MW-16D	HACH 8146	735509		
50345528003	MW-17S	HACH 8146	735509		
50345528004	MW-17I	HACH 8146	735509		
50345528005	MW-17IL	HACH 8146	735509		
50345528001	MW-16S	EPA 353.2	735446		
50345528002	MW-16D	EPA 353.2	735446		
50345528003	MW-17S	EPA 353.2	735446		
50345528004	MW-17I	EPA 353.2	735446		
50345528005	MW-17IL	EPA 353.2	735446		
50345528001	MW-16S	EPA 365.1	736686	EPA 365.1	737458
50345528002	MW-16D	EPA 365.1	736686	EPA 365.1	737458
50345528003	MW-17S	EPA 365.1	736686	EPA 365.1	737458
50345528004	MW-17I	EPA 365.1	736686	EPA 365.1	737458
50345528005	MW-17IL	EPA 365.1	736686	EPA 365.1	737458
50345528001	MW-16S	SM 5310C	736684		
50345528002	MW-16D	SM 5310C	736684		
50345528003	MW-17S	SM 5310C	736684		
50345528004	MW-17I	SM 5310C	736684		
50345528005	MW-17IL	SM 5310C	736684		
50345528001	MW-16S	SM 5310C	737849		
50345528002	MW-16D	SM 5310C	737849		
50345528003	MW-17S	SM 5310C	737849		
50345528004	MW-17I	SM 5310C	737849		
50345528005	MW-17IL	SM 5310C	737849		

REPORT OF LABORATORY ANALYSIS

This report shall not be reproduced, except in full,
without the written consent of Pace Analytical Services, LLC.



SAMPLE CONDITION UPON RECEIPT FORM

5/23/23 0940 IL

Date/Time and Initials of person examining contents:

1. Courier: FED EX UPS CLIENT PACE USPS OTHER

2. Custody Seal on Cooler/Box Present: Yes No

(If yes)Seals Intact: Yes No (leave blank if no seals were present)

3. Thermometer: 1 2 3 4 5 6 **A B C D E F**

4. Cooler Temperature(s): 2.9/2.3 2.9/2.3 3.5/3.3 0.6/0.4

(Initial/Corrected) RECORD TEMPS OF ALL COOLERS RECEIVED (use Comments below to add more)

5. Packing Material: Bubble Wrap Bubble Bags

None Other plastic bags

6. Ice Type: Wet Blue None

7. If temp. is over 6°C or under 0°C, was the PM notified?: Yes No

Cooler temp should be above freezing to 6°C

All discrepancies will be written out in the comments section below.

	Yes	No		Yes	No	N/A
USDA Regulated Soils? (HI, ID, NY, WA, OR, CA, NM, TX, OK, AR, LA, TN, AL, MS, NC, SC, GA, FL, or Puerto Rico)		<input checked="" type="checkbox"/>	All containers needing acid/base preservation have been pH CHECKED?: Exceptions: VOA, coliform, LLHg, O&G, RAD CHEM, and any container with a septum cap or preserved with HCl.			
Short Hold Time Analysis (48 hours or less)? Analysis: <u>NO2/NO3</u>	<input checked="" type="checkbox"/>		Circle: <u>HNO3 (<2)</u> <u>H2SO4 (<2)</u> <u>NaOH (>10)</u> <u>NaOH/ZnAc (>9)</u> Any non-conformance to pH recommendations will be noted on the container count form	<input checked="" type="checkbox"/>		
Time 5035A TC placed in Freezer or Short Holds To Lab			Time: <u>10:00</u>	<u>Present</u>	<u>Absent</u>	<u>N/A</u>
Rush TAT Requested (4 days or less):		<input checked="" type="checkbox"/>	Residual Chlorine Check (SVOC 625 Pest/PCB 608)			<input checked="" type="checkbox"/>
Custody Signatures Present?	<input checked="" type="checkbox"/>		Residual Chlorine Check (Total/Amenable/Free Cyanide)			<input checked="" type="checkbox"/>
Containers Intact?:	<input checked="" type="checkbox"/>		Headspace Wisconsin Sulfide?			<input checked="" type="checkbox"/>
Sample Label (IDs/Dates/Times) Match COC?: Except TCs, which only require sample ID	<input checked="" type="checkbox"/>		Headspace in VOA Vials (>6mm): See Containter Count form for details	<u>Present</u>	<u>Absent</u>	<u>No VOA Vials Sent</u>
Extra labels on Terracore Vials? (soils only)			Trip Blank Present?		<input checked="" type="checkbox"/>	
			Trip Blank Custody Seals?:			<input checked="" type="checkbox"/>

COMMENTS:



August 01, 2023

Mr. Mark Breting
ATC Group Services
7988 Centerpoint Drive
Suite 100
Indianapolis, IN 46256

RE: Project: Harding Street P1R1
Pace Project No.: 50345634

Dear Mr. Breting:

Enclosed are the analytical results for sample(s) received by the laboratory on May 24, 2023. The results relate only to the samples included in this report. Results reported herein conform to the applicable TNI/NELAC Standards and the laboratory's Quality Manual, where applicable, unless otherwise noted in the body of the report.

The test results provided in this final report were generated by each of the following laboratories within the Pace Network:

- Pace Analytical Services - Indianapolis
- Pace Analytical Services - Greensburg

If you have any questions concerning this report, please feel free to contact me.

Sincerely,

Will Statz
will.statz@pacelabs.com
(317)228-3105
Project Manager

Enclosures

cc: Mohammed Bazlamit, Atlas
Mr. Robert Miller, Haley & Aldrich



REPORT OF LABORATORY ANALYSIS

This report shall not be reproduced, except in full,
without the written consent of Pace Analytical Services, LLC.



CERTIFICATIONS

Project: Harding Street P1R1

Pace Project No.: 50345634

Pace Analytical Services Pennsylvania

1638 Roseytown Rd Suites 2,3&4, Greensburg, PA 15601
ANAB DOD-ELAP Rad Accreditation #: L2417
ANABISO/IEC 17025:2017 Rad Cert#: L24170
Alabama Certification #: 41590
Arizona Certification #: AZ0734
Arkansas Certification
California Certification #: 2950
Colorado Certification #: PA01547
Connecticut Certification #: PH-0694
EPA Region 4 DW Rad
Florida/TNI Certification #: E87683
Georgia Certification #: C040
Guam Certification
Hawaii Certification
Idaho Certification
Illinois Certification
Indiana Certification
Iowa Certification #: 391
Kansas Certification #: E-10358
Kentucky Certification #: KY90133
KY WW Permit #: KY0098221
KY WW Permit #: KY0000221
Louisiana DHH/TNI Certification #: LA010
Louisiana DEQ/TNI Certification #: 04086
Maine Certification #: 2023021
Maryland Certification #: 308
Massachusetts Certification #: M-PA1457
Michigan/PADEP Certification #: 9991

Missouri Certification #: 235
Montana Certification #: Cert0082
Nebraska Certification #: NE-OS-29-14
Nevada Certification #: PA014572023-03
New Hampshire/TNI Certification #: 297622
New Jersey/TNI Certification #: PA051
New Mexico Certification #: PA01457
New York/TNI Certification #: 10888
North Carolina Certification #: 42706
North Dakota Certification #: R-190
Ohio EPA Rad Approval: #41249
Oregon/TNI Certification #: PA200002-015
Pennsylvania/TNI Certification #: 65-00282
Puerto Rico Certification #: PA01457
Rhode Island Certification #: 65-00282
South Dakota Certification
Tennessee Certification #: TN02867
Texas/TNI Certification #: T104704188-22-18
Utah/TNI Certification #: PA014572223-14
USDA Soil Permit #: 525-23-67-77263
Vermont Dept. of Health: ID# VT-0282
Virgin Island/PADEP Certification
Virginia/VELAP Certification #: 460198
Washington Certification #: C868
West Virginia DEP Certification #: 143
West Virginia DHHR Certification #: 9964C
Wisconsin Approve List for Rad

Pace Analytical Services Indianapolis

7726 Moller Road, Indianapolis, IN 46268
Illinois Accreditation #: 200074
Indiana Drinking Water Laboratory #: C-49-06
Kansas/TNI Certification #: E-10177
Kentucky UST Agency Interest #: 80226
Kentucky WW Laboratory ID #: 98019
Michigan Drinking Water Laboratory #9050

Ohio VAP Certified Laboratory #: CL0065
Oklahoma Laboratory #: 9204
Texas Certification #: T104704355
Wisconsin Laboratory #: 999788130
USDA Foreign Soil Permit #: 525-23-13-23119
USDA Compliance Agreement #: IN-SL-22-001

REPORT OF LABORATORY ANALYSIS

This report shall not be reproduced, except in full,
without the written consent of Pace Analytical Services, LLC.



SAMPLE SUMMARY

Project: Harding Street P1R1

Pace Project No.: 50345634

Lab ID	Sample ID	Matrix	Date Collected	Date Received
50345634001	MW-1S	Water	05/23/23 12:30	05/24/23 09:20
50345634002	MW-1D	Water	05/23/23 14:25	05/24/23 09:20
50345634003	MW-8S	Water	05/23/23 10:45	05/24/23 09:20
50345634004	MW-8D	Water	05/23/23 15:50	05/24/23 09:20
50345634005	DUP-2	Water	05/23/23 08:00	05/24/23 09:20

REPORT OF LABORATORY ANALYSIS

This report shall not be reproduced, except in full,
without the written consent of Pace Analytical Services, LLC.



SAMPLE ANALYTE COUNT

Project: Harding Street P1R1

Pace Project No.: 50345634

Lab ID	Sample ID	Method	Analysts	Analytes Reported	Laboratory		
50345634001	MW-1S	EPA 9056	ADM	3	PASI-I		
		EPA 6010	JPK	14	PASI-I		
		EPA 6010	JPK	3	PASI-I		
		EPA 6020	CAW	7	PASI-I		
		EPA 7470	EAE	1	PASI-I		
		EPA 903.1	JLJ	1	PASI-PA		
		EPA 904.0	JJS1	1	PASI-PA		
		Total Radium Calculation	JAL	1	PASI-PA		
		SM 2320B	DAW	3	PASI-I		
		SM 2540C	AEL	1	PASI-I		
		SM 4500-H+B	LHZ	1	PASI-I		
		SM 4500-S2-D	STS	1	PASI-I		
		HACH 8146	BEP	1	PASI-I		
		EPA 353.2	ZM	2	PASI-I		
		EPA 365.1	YAM	1	PASI-I		
		SM 5310C	MMS	1	PASI-I		
		SM 5310C	MMS	1	PASI-I		
		50345634002	MW-1D	EPA 9056	ADM	3	PASI-I
				EPA 6010	JPK	14	PASI-I
				EPA 6010	JPK	3	PASI-I
EPA 6020	CAW			7	PASI-I		
EPA 7470	EAE			1	PASI-I		
EPA 903.1	JLJ			1	PASI-PA		
EPA 904.0	JJS1			1	PASI-PA		
Total Radium Calculation	JAL			1	PASI-PA		
SM 2320B	DAW			3	PASI-I		
SM 2540C	AEL			1	PASI-I		
SM 4500-H+B	LHZ			1	PASI-I		
SM 4500-S2-D	STS			1	PASI-I		
HACH 8146	BEP			1	PASI-I		
EPA 353.2	ZM			2	PASI-I		
EPA 365.1	YAM			1	PASI-I		
SM 5310C	MMS			1	PASI-I		
SM 5310C	MMS			1	PASI-I		
50345634003	MW-8S			EPA 9056	ADM	3	PASI-I
				EPA 6010	JPK	14	PASI-I
				EPA 6010	JPK	3	PASI-I

REPORT OF LABORATORY ANALYSIS

This report shall not be reproduced, except in full, without the written consent of Pace Analytical Services, LLC.



SAMPLE ANALYTE COUNT

Project: Harding Street P1R1
 Pace Project No.: 50345634

Lab ID	Sample ID	Method	Analysts	Analytes Reported	Laboratory
50345634004	MW-8D	EPA 6020	CAW	7	PASI-I
		EPA 7470	EAE	1	PASI-I
		EPA 903.1	JLJ	1	PASI-PA
		EPA 904.0	JJS1	1	PASI-PA
		Total Radium Calculation	JAL	1	PASI-PA
		SM 2320B	DAW	3	PASI-I
		SM 2540C	AEL	1	PASI-I
		SM 4500-H+B	LHZ	1	PASI-I
		SM 4500-S2-D	STS	1	PASI-I
		HACH 8146	BEP	1	PASI-I
		EPA 353.2	ZM	2	PASI-I
		EPA 365.1	YAM	1	PASI-I
		SM 5310C	MMS	1	PASI-I
		SM 5310C	MMS	1	PASI-I
		EPA 9056	ADM	3	PASI-I
		EPA 6010	JPK	14	PASI-I
		EPA 6010	JPK	3	PASI-I
		EPA 6020	CAW	7	PASI-I
		EPA 7470	EAE	1	PASI-I
		EPA 903.1	JLJ	1	PASI-PA
		EPA 904.0	JJS1	1	PASI-PA
		Total Radium Calculation	JAL	1	PASI-PA
		SM 2320B	DAW	3	PASI-I
		SM 2540C	AEL	1	PASI-I
		SM 4500-H+B	LHZ	1	PASI-I
		SM 4500-S2-D	STS	1	PASI-I
HACH 8146	BEP	1	PASI-I		
EPA 353.2	ZM	2	PASI-I		
EPA 365.1	YAM	1	PASI-I		
SM 5310C	MMS	1	PASI-I		
SM 5310C	MMS	1	PASI-I		
50345634005	DUP-2	EPA 9056	ADM	3	PASI-I
		EPA 6010	JPK	14	PASI-I
		EPA 6010	JPK	3	PASI-I
		EPA 6020	CAW	7	PASI-I
		EPA 7470	EAE	1	PASI-I
		EPA 903.1	JLJ	1	PASI-PA

REPORT OF LABORATORY ANALYSIS

This report shall not be reproduced, except in full,
 without the written consent of Pace Analytical Services, LLC.



SAMPLE ANALYTE COUNT

Project: Harding Street P1R1

Pace Project No.: 50345634

Lab ID	Sample ID	Method	Analysts	Analytes Reported	Laboratory
		EPA 904.0	JJS1	1	PASI-PA
		Total Radium Calculation	JAL	1	PASI-PA
		SM 2320B	DAW	3	PASI-I
		SM 2540C	AEL	1	PASI-I
		SM 4500-H+B	LHZ	1	PASI-I
		SM 4500-S2-D	STS	1	PASI-I
		HACH 8146	BEP	1	PASI-I
		EPA 353.2	ZM	2	PASI-I
		EPA 365.1	YAM	1	PASI-I
		SM 5310C	MMS	1	PASI-I
		SM 5310C	MMS	1	PASI-I

PASI-I = Pace Analytical Services - Indianapolis

PASI-PA = Pace Analytical Services - Greensburg

REPORT OF LABORATORY ANALYSIS

This report shall not be reproduced, except in full,
without the written consent of Pace Analytical Services, LLC.



SUMMARY OF DETECTION

Project: Harding Street P1R1

Pace Project No.: 50345634

Lab Sample ID	Client Sample ID	Result	Units	Report Limit	Analyzed	Qualifiers
Method	Parameters					
50345634001	MW-1S					
EPA 9056	Chloride	99.5	mg/L	2.5	06/06/23 03:10	
EPA 9056	Fluoride	0.46	mg/L	0.10	06/06/23 02:52	
EPA 9056	Sulfate	53.3	mg/L	2.5	06/06/23 03:10	
EPA 6010	Barium	66.3	ug/L	10.0	06/08/23 01:49	
EPA 6010	Boron	126	ug/L	100	06/08/23 01:49	
EPA 6010	Calcium	69200	ug/L	1000	06/08/23 01:49	
EPA 6010	Iron	4090	ug/L	100	06/08/23 01:49	
EPA 6010	Magnesium	19200	ug/L	1000	06/08/23 01:49	
EPA 6010	Manganese	190	ug/L	10.0	06/08/23 01:49	
EPA 6010	Molybdenum	21.1	ug/L	10.0	06/08/23 01:49	
EPA 6010	Potassium	4560	ug/L	1000	06/08/23 01:49	
EPA 6010	Silica	12400	ug/L	450	06/08/23 01:49	N2
EPA 6010	Sodium	84000	ug/L	1000	06/08/23 01:49	
EPA 6010	Iron, Dissolved	1170	ug/L	100	06/05/23 22:44	
EPA 6010	Manganese, Dissolved	170	ug/L	10.0	06/05/23 22:44	
EPA 6010	Molybdenum, Dissolved	20.3	ug/L	10.0	06/05/23 22:44	
EPA 6020	Arsenic	8.2	ug/L	1.0	06/05/23 22:47	
EPA 903.1	Radium-226	0.652 ± 0.511 (0.600)	pCi/L		06/20/23 16:56	
EPA 904.0	Radium-228	C:NA T:85% 0.560 ± 0.341 (0.634)	pCi/L		06/16/23 11:51	
		C:82% T:95%				
Total Radium Calculation	Total Radium	1.21 ± 0.852 (1.23)	pCi/L		06/21/23 13:17	
SM 2320B	Alkalinity, Total as CaCO3	225	mg/L	10.0	05/25/23 03:01	
SM 2320B	Alkalinity,Bicarbonate (CaCO3)	225	mg/L	10.0	05/25/23 03:01	
SM 2540C	Total Dissolved Solids	462	mg/L	10.0	05/28/23 08:46	
SM 4500-H+B	pH at 25 Degrees C	7.3	Std. Units	0.10	06/05/23 15:24	H3
HACH 8146	Iron, Ferrous	0.54	mg/L	0.20	05/26/23 11:56	H3,N2
EPA 353.2	Nitrogen, Nitrate	0.38	mg/L	0.10	05/24/23 16:34	
EPA 365.1	Phosphate as P04	2.9	mg/L	0.15	06/04/23 10:44	
SM 5310C	Total Organic Carbon	2.1	mg/L	1.0	06/07/23 04:15	
SM 5310C	Dissolved Organic Carbon	2.4	mg/L	1.0	06/07/23 23:13	
50345634002	MW-1D					
EPA 9056	Chloride	112	mg/L	2.5	06/06/23 03:45	
EPA 9056	Fluoride	0.42	mg/L	0.10	06/06/23 03:27	
EPA 9056	Sulfate	69.2	mg/L	2.5	06/06/23 03:45	
EPA 6010	Barium	95.4	ug/L	10.0	06/08/23 01:51	
EPA 6010	Boron	161	ug/L	100	06/08/23 01:51	
EPA 6010	Calcium	79600	ug/L	1000	06/08/23 01:51	
EPA 6010	Iron	1720	ug/L	100	06/08/23 01:51	
EPA 6010	Magnesium	19300	ug/L	1000	06/08/23 01:51	
EPA 6010	Manganese	163	ug/L	10.0	06/08/23 01:51	
EPA 6010	Molybdenum	28.7	ug/L	10.0	06/08/23 01:51	

REPORT OF LABORATORY ANALYSIS

This report shall not be reproduced, except in full,
without the written consent of Pace Analytical Services, LLC.



SUMMARY OF DETECTION

Project: Harding Street P1R1

Pace Project No.: 50345634

Lab Sample ID	Client Sample ID	Result	Units	Report Limit	Analyzed	Qualifiers
Method	Parameters					
50345634002	MW-1D					
EPA 6010	Potassium	5840	ug/L	1000	06/08/23 01:51	
EPA 6010	Silica	15600	ug/L	450	06/08/23 01:51	N2
EPA 6010	Sodium	87500	ug/L	1000	06/08/23 01:51	
EPA 6010	Iron, Dissolved	1620	ug/L	100	06/05/23 22:46	
EPA 6010	Manganese, Dissolved	163	ug/L	10.0	06/05/23 22:46	
EPA 6010	Molybdenum, Dissolved	28.4	ug/L	10.0	06/05/23 22:46	
EPA 6020	Arsenic	3.3	ug/L	1.0	06/05/23 22:50	
EPA 903.1	Radium-226	0.407 ± 0.374 (0.220)	pCi/L		06/20/23 16:56	
EPA 904.0	Radium-228	C:NA T:93% 0.952 ± 0.445 (0.753)	pCi/L		06/16/23 11:51	
		C:77% T:89%				
Total Radium Calculation	Total Radium	1.36 ± 0.819 (0.973)	pCi/L		06/21/23 13:17	
SM 2320B	Alkalinity, Total as CaCO3	240	mg/L	10.0	05/25/23 03:01	
SM 2320B	Alkalinity,Bicarbonate (CaCO3)	240	mg/L	10.0	05/25/23 03:01	
SM 2540C	Total Dissolved Solids	538	mg/L	10.0	05/28/23 08:46	
SM 4500-H+B	pH at 25 Degrees C	7.4	Std. Units	0.10	06/05/23 15:24	H3
HACH 8146	Iron, Ferrous	0.87	mg/L	0.20	05/26/23 11:57	H3,N2
EPA 365.1	Phosphate as P04	0.40	mg/L	0.15	06/04/23 10:44	
SM 5310C	Total Organic Carbon	2.5	mg/L	1.0	06/08/23 01:25	
SM 5310C	Dissolved Organic Carbon	2.7	mg/L	1.0	06/07/23 23:24	
50345634003	MW-8S					
EPA 9056	Chloride	127	mg/L	25.0	06/06/23 05:50	
EPA 9056	Fluoride	0.17	mg/L	0.10	06/06/23 05:15	
EPA 9056	Sulfate	429	mg/L	25.0	06/06/23 05:50	
EPA 6010	Barium	29.9	ug/L	10.0	06/08/23 01:54	
EPA 6010	Boron	10800	ug/L	100	06/08/23 01:54	
EPA 6010	Calcium	196000	ug/L	1000	06/08/23 01:54	
EPA 6010	Lithium	118	ug/L	20.0	06/08/23 01:54	
EPA 6010	Magnesium	80000	ug/L	1000	06/08/23 01:54	
EPA 6010	Manganese	108	ug/L	10.0	06/08/23 01:54	
EPA 6010	Molybdenum	261	ug/L	10.0	06/08/23 01:54	
EPA 6010	Potassium	18900	ug/L	1000	06/08/23 01:54	
EPA 6010	Silica	14500	ug/L	450	06/08/23 01:54	N2
EPA 6010	Sodium	127000	ug/L	1000	06/08/23 01:54	
EPA 6010	Manganese, Dissolved	112	ug/L	10.0	06/05/23 22:48	
EPA 6010	Molybdenum, Dissolved	266	ug/L	10.0	06/05/23 22:48	
EPA 903.1	Radium-226	0.0777 ± 0.403 (0.836)	pCi/L		06/20/23 16:56	
		C:NA T:84%				

REPORT OF LABORATORY ANALYSIS

This report shall not be reproduced, except in full,
without the written consent of Pace Analytical Services, LLC.



SUMMARY OF DETECTION

Project: Harding Street P1R1

Pace Project No.: 50345634

Lab Sample ID	Client Sample ID	Result	Units	Report Limit	Analyzed	Qualifiers
Method	Parameters					
50345634003	MW-8S					
EPA 904.0	Radium-228	1.05 ± 0.460 (0.766) C:84% T:86%	pCi/L		06/16/23 11:51	
Total Radium Calculation	Total Radium	1.13 ± 0.863 (1.60)	pCi/L		06/21/23 13:17	
SM 2320B	Alkalinity, Total as CaCO3	393	mg/L	10.0	05/25/23 03:01	
SM 2320B	Alkalinity,Bicarbonate (CaCO3)	393	mg/L	10.0	05/25/23 03:01	
SM 2540C	Total Dissolved Solids	1370	mg/L	20.0	05/28/23 08:47	
SM 4500-H+B	pH at 25 Degrees C	7.3	Std. Units	0.10	06/05/23 15:25	H3
SM 5310C	Total Organic Carbon	1.9	mg/L	1.0	06/08/23 01:37	
SM 5310C	Dissolved Organic Carbon	2.0	mg/L	1.0	06/08/23 00:06	
50345634004	MW-8D					
EPA 9056	Chloride	140	mg/L	25.0	06/08/23 01:52	
EPA 9056	Fluoride	0.32	mg/L	0.10	06/06/23 06:08	
EPA 9056	Sulfate	155	mg/L	2.5	06/06/23 06:26	
EPA 6010	Barium	278	ug/L	10.0	06/08/23 01:56	
EPA 6010	Boron	532	ug/L	100	06/08/23 01:56	
EPA 6010	Calcium	120000	ug/L	1000	06/08/23 01:56	
EPA 6010	Iron	3180	ug/L	100	06/08/23 01:56	
EPA 6010	Magnesium	36700	ug/L	1000	06/08/23 01:56	
EPA 6010	Manganese	648	ug/L	10.0	06/08/23 01:56	
EPA 6010	Molybdenum	47.9	ug/L	10.0	06/08/23 01:56	
EPA 6010	Potassium	4870	ug/L	1000	06/08/23 01:56	
EPA 6010	Silica	10100	ug/L	450	06/08/23 01:56	N2
EPA 6010	Sodium	88100	ug/L	1000	06/08/23 01:56	
EPA 6010	Iron, Dissolved	3100	ug/L	100	06/05/23 22:51	
EPA 6010	Manganese, Dissolved	623	ug/L	10.0	06/05/23 22:51	
EPA 6010	Molybdenum, Dissolved	48.1	ug/L	10.0	06/05/23 22:51	
EPA 6020	Arsenic	3.7	ug/L	1.0	06/05/23 23:03	
EPA 903.1	Radium-226	1.69 ± 0.802 (0.793) C:NA T:91%	pCi/L		06/20/23 16:56	
EPA 904.0	Radium-228	1.20 ± 0.468 (0.713) C:82% T:91%	pCi/L		06/16/23 15:25	
Total Radium Calculation	Total Radium	2.89 ± 1.27 (1.51)	pCi/L		06/21/23 13:17	
SM 2320B	Alkalinity, Total as CaCO3	279	mg/L	10.0	05/25/23 03:01	
SM 2320B	Alkalinity,Bicarbonate (CaCO3)	279	mg/L	10.0	05/25/23 03:01	
SM 2540C	Total Dissolved Solids	742	mg/L	20.0	05/28/23 08:47	
SM 4500-H+B	pH at 25 Degrees C	8.0	Std. Units	0.10	06/05/23 15:26	H3
EPA 365.1	Phosphate as P04	0.59	mg/L	0.15	06/04/23 10:46	
SM 5310C	Total Organic Carbon	2.2	mg/L	1.0	06/08/23 01:49	
SM 5310C	Dissolved Organic Carbon	2.3	mg/L	1.0	06/08/23 00:31	

REPORT OF LABORATORY ANALYSIS

This report shall not be reproduced, except in full,
without the written consent of Pace Analytical Services, LLC.



SUMMARY OF DETECTION

Project: Harding Street P1R1
 Pace Project No.: 50345634

Lab Sample ID	Client Sample ID	Result	Units	Report Limit	Analyzed	Qualifiers
Method	Parameters					
50345634005	DUP-2					
EPA 9056	Chloride	131	mg/L	25.0	06/06/23 07:38	
EPA 9056	Fluoride	0.17	mg/L	0.10	06/06/23 07:02	
EPA 9056	Sulfate	439	mg/L	25.0	06/06/23 07:38	
EPA 6010	Barium	29.8	ug/L	10.0	06/08/23 01:58	
EPA 6010	Boron	10700	ug/L	100	06/08/23 01:58	
EPA 6010	Calcium	193000	ug/L	1000	06/08/23 01:58	
EPA 6010	Lithium	117	ug/L	20.0	06/08/23 01:58	
EPA 6010	Magnesium	79300	ug/L	1000	06/08/23 01:58	
EPA 6010	Manganese	108	ug/L	10.0	06/08/23 01:58	
EPA 6010	Molybdenum	260	ug/L	10.0	06/08/23 01:58	
EPA 6010	Potassium	18800	ug/L	1000	06/08/23 01:58	
EPA 6010	Silica	14500	ug/L	450	06/08/23 01:58	N2
EPA 6010	Sodium	127000	ug/L	1000	06/08/23 01:58	
EPA 6010	Manganese, Dissolved	112	ug/L	10.0	06/05/23 22:53	
EPA 6010	Molybdenum, Dissolved	266	ug/L	10.0	06/05/23 22:53	
EPA 903.1	Radium-226	0.505 ± 0.470 (0.619)	pCi/L		06/20/23 16:56	
EPA 904.0	Radium-228	C:NA T:93% 0.415 ± 0.344 (0.685)	pCi/L		06/16/23 15:26	
		C:83% T:89%				
Total Radium Calculation	Total Radium	0.920 ± 0.814 (1.30)	pCi/L		06/21/23 13:17	
SM 2320B	Alkalinity, Total as CaCO3	399	mg/L	10.0	05/25/23 03:01	
SM 2320B	Alkalinity,Bicarbonate (CaCO3)	399	mg/L	10.0	05/25/23 03:01	
SM 2540C	Total Dissolved Solids	1370	mg/L	20.0	05/28/23 08:47	
SM 4500-H+B	pH at 25 Degrees C	7.2	Std. Units	0.10	06/05/23 15:29	H3
SM 5310C	Total Organic Carbon	2.0	mg/L	1.0	06/08/23 02:21	
SM 5310C	Dissolved Organic Carbon	2.0	mg/L	1.0	06/08/23 00:43	

REPORT OF LABORATORY ANALYSIS

This report shall not be reproduced, except in full,
 without the written consent of Pace Analytical Services, LLC.



ANALYTICAL RESULTS

Project: Harding Street P1R1

Pace Project No.: 50345634

Sample: MW-1S Lab ID: 50345634001 Collected: 05/23/23 12:30 Received: 05/24/23 09:20 Matrix: Water

Parameters	Results	Units	Report			Prepared	Analyzed	CAS No.	Qual
			Limit	MDL	DF				
9056 IC Anions									
Analytical Method: EPA 9056									
Pace Analytical Services - Indianapolis									
Chloride	99.5	mg/L	2.5	0.67	10		06/06/23 03:10	16887-00-6	
Fluoride	0.46	mg/L	0.10	0.017	1		06/06/23 02:52	16984-48-8	
Sulfate	53.3	mg/L	2.5	0.85	10		06/06/23 03:10	14808-79-8	
6010 MET ICP									
Analytical Method: EPA 6010 Preparation Method: EPA 3010									
Pace Analytical Services - Indianapolis									
Aluminum	ND	ug/L	200	55.4	1	06/06/23 09:01	06/08/23 01:49	7429-90-5	
Barium	66.3	ug/L	10.0	2.1	1	06/06/23 09:01	06/08/23 01:49	7440-39-3	
Boron	126	ug/L	100	37.6	1	06/06/23 09:01	06/08/23 01:49	7440-42-8	
Cadmium	ND	ug/L	2.0	0.66	1	06/06/23 09:01	06/08/23 01:49	7440-43-9	
Calcium	69200	ug/L	1000	163	1	06/06/23 09:01	06/08/23 01:49	7440-70-2	
Iron	4090	ug/L	100	48.8	1	06/06/23 09:01	06/08/23 01:49	7439-89-6	
Lead	ND	ug/L	10.0	2.6	1	06/06/23 09:01	06/08/23 01:49	7439-92-1	
Lithium	ND	ug/L	20.0	6.2	1	06/06/23 09:01	06/08/23 01:49	7439-93-2	
Magnesium	19200	ug/L	1000	71.8	1	06/06/23 09:01	06/08/23 01:49	7439-95-4	
Manganese	190	ug/L	10.0	2.5	1	06/06/23 09:01	06/08/23 01:49	7439-96-5	
Molybdenum	21.1	ug/L	10.0	3.7	1	06/06/23 09:01	06/08/23 01:49	7439-98-7	
Potassium	4560	ug/L	1000	281	1	06/06/23 09:01	06/08/23 01:49	7440-09-7	
Silica	12400	ug/L	450		1	06/06/23 09:01	06/08/23 01:49	7631-86-9	N2
Sodium	84000	ug/L	1000	214	1	06/06/23 09:01	06/08/23 01:49	7440-23-5	
6010 MET ICP, Dissolved									
Analytical Method: EPA 6010 Preparation Method: EPA 3010									
Pace Analytical Services - Indianapolis									
Iron, Dissolved	1170	ug/L	100	48.8	1	06/05/23 09:07	06/05/23 22:44	7439-89-6	
Manganese, Dissolved	170	ug/L	10.0	2.5	1	06/05/23 09:07	06/05/23 22:44	7439-96-5	
Molybdenum, Dissolved	20.3	ug/L	10.0	3.7	1	06/05/23 09:07	06/05/23 22:44	7439-98-7	
6020 MET ICPMS									
Analytical Method: EPA 6020 Preparation Method: EPA 200.2									
Pace Analytical Services - Indianapolis									
Antimony	ND	ug/L	1.0	0.036	1	06/04/23 16:45	06/05/23 22:47	7440-36-0	
Arsenic	8.2	ug/L	1.0	0.053	1	06/04/23 16:45	06/05/23 22:47	7440-38-2	
Beryllium	ND	ug/L	0.20	0.028	1	06/04/23 16:45	06/05/23 22:47	7440-41-7	
Chromium	ND	ug/L	10.0	0.13	1	06/04/23 16:45	06/05/23 22:47	7440-47-3	
Cobalt	ND	ug/L	1.0	0.032	1	06/04/23 16:45	06/05/23 22:47	7440-48-4	
Selenium	ND	ug/L	1.0	0.23	1	06/04/23 16:45	06/05/23 22:47	7782-49-2	
Thallium	ND	ug/L	1.0	0.033	1	06/04/23 16:45	06/05/23 22:47	7440-28-0	
7470 Mercury									
Analytical Method: EPA 7470 Preparation Method: EPA 7470									
Pace Analytical Services - Indianapolis									
Mercury	ND	ug/L	0.20	0.091	1	05/31/23 17:05	06/01/23 17:39	7439-97-6	
2320B Alkalinity									
Analytical Method: SM 2320B									
Pace Analytical Services - Indianapolis									
Alkalinity, Total as CaCO3	225	mg/L	10.0	10.0	1		05/25/23 03:01		

REPORT OF LABORATORY ANALYSIS

This report shall not be reproduced, except in full,
without the written consent of Pace Analytical Services, LLC.



ANALYTICAL RESULTS

Project: Harding Street P1R1
 Pace Project No.: 50345634

Sample: MW-1S		Lab ID: 50345634001		Collected: 05/23/23 12:30	Received: 05/24/23 09:20	Matrix: Water			
Parameters	Results	Units	Report Limit	MDL	DF	Prepared	Analyzed	CAS No.	Qual
2320B Alkalinity		Analytical Method: SM 2320B Pace Analytical Services - Indianapolis							
Alkalinity,Bicarbonate (CaCO3)	225	mg/L	10.0	10.0	1		05/25/23 03:01		
Alkalinity,Carbonate (CaCO3)	ND	mg/L	10.0	10.0	1		05/25/23 03:01		
2540C Total Dissolved Solids		Analytical Method: SM 2540C Pace Analytical Services - Indianapolis							
Total Dissolved Solids	462	mg/L	10.0	10.0	1		05/28/23 08:46		
4500H+ pH, Electrometric		Analytical Method: SM 4500-H+B Pace Analytical Services - Indianapolis							
pH at 25 Degrees C	7.3	Std. Units	0.10	0.10	1		06/05/23 15:24		H3
4500S2D Sulfide Water		Analytical Method: SM 4500-S2-D Pace Analytical Services - Indianapolis							
Sulfide	ND	mg/L	0.10	0.025	1		05/25/23 12:39	18496-25-8	
Iron, Ferrous		Analytical Method: HACH 8146 Pace Analytical Services - Indianapolis							
Iron, Ferrous	0.54	mg/L	0.20	0.035	1		05/26/23 11:56	15438-31-0	H3,N2
353.2 Nitrogen, NO2/NO3 unpres		Analytical Method: EPA 353.2 Pace Analytical Services - Indianapolis							
Nitrogen, Nitrate	0.38	mg/L	0.10	0.011	1		05/24/23 16:34	14797-55-8	
Nitrogen, Nitrite	ND	mg/L	0.10	0.0040	1		05/24/23 16:34	14797-65-0	
365.1 Total Phosphorus		Analytical Method: EPA 365.1 Preparation Method: EPA 365.1 Pace Analytical Services - Indianapolis							
Phosphate as P04	2.9	mg/L	0.15	0.15	1	05/31/23 13:30	06/04/23 10:44		
5310C TOC		Analytical Method: SM 5310C Pace Analytical Services - Indianapolis							
Total Organic Carbon	2.1	mg/L	1.0	0.24	1		06/07/23 04:15	7440-44-0	
5310C Dissolved Organic Carbon		Analytical Method: SM 5310C Pace Analytical Services - Indianapolis							
Dissolved Organic Carbon	2.4	mg/L	1.0	0.24	1		06/07/23 23:13		

REPORT OF LABORATORY ANALYSIS

This report shall not be reproduced, except in full,
 without the written consent of Pace Analytical Services, LLC.



ANALYTICAL RESULTS

Project: Harding Street P1R1
 Pace Project No.: 50345634

Sample: MW-1D **Lab ID: 50345634002** Collected: 05/23/23 14:25 Received: 05/24/23 09:20 Matrix: Water

Parameters	Results	Units	Report			Prepared	Analyzed	CAS No.	Qual
			Limit	MDL	DF				
9056 IC Anions									
Analytical Method: EPA 9056									
Pace Analytical Services - Indianapolis									
Chloride	112	mg/L	2.5	0.67	10		06/06/23 03:45	16887-00-6	
Fluoride	0.42	mg/L	0.10	0.017	1		06/06/23 03:27	16984-48-8	
Sulfate	69.2	mg/L	2.5	0.85	10		06/06/23 03:45	14808-79-8	
6010 MET ICP									
Analytical Method: EPA 6010 Preparation Method: EPA 3010									
Pace Analytical Services - Indianapolis									
Aluminum	ND	ug/L	200	55.4	1	06/06/23 09:01	06/08/23 01:51	7429-90-5	
Barium	95.4	ug/L	10.0	2.1	1	06/06/23 09:01	06/08/23 01:51	7440-39-3	
Boron	161	ug/L	100	37.6	1	06/06/23 09:01	06/08/23 01:51	7440-42-8	
Cadmium	ND	ug/L	2.0	0.66	1	06/06/23 09:01	06/08/23 01:51	7440-43-9	
Calcium	79600	ug/L	1000	163	1	06/06/23 09:01	06/08/23 01:51	7440-70-2	
Iron	1720	ug/L	100	48.8	1	06/06/23 09:01	06/08/23 01:51	7439-89-6	
Lead	ND	ug/L	10.0	2.6	1	06/06/23 09:01	06/08/23 01:51	7439-92-1	
Lithium	ND	ug/L	20.0	6.2	1	06/06/23 09:01	06/08/23 01:51	7439-93-2	
Magnesium	19300	ug/L	1000	71.8	1	06/06/23 09:01	06/08/23 01:51	7439-95-4	
Manganese	163	ug/L	10.0	2.5	1	06/06/23 09:01	06/08/23 01:51	7439-96-5	
Molybdenum	28.7	ug/L	10.0	3.7	1	06/06/23 09:01	06/08/23 01:51	7439-98-7	
Potassium	5840	ug/L	1000	281	1	06/06/23 09:01	06/08/23 01:51	7440-09-7	
Silica	15600	ug/L	450		1	06/06/23 09:01	06/08/23 01:51	7631-86-9	N2
Sodium	87500	ug/L	1000	214	1	06/06/23 09:01	06/08/23 01:51	7440-23-5	
6010 MET ICP, Dissolved									
Analytical Method: EPA 6010 Preparation Method: EPA 3010									
Pace Analytical Services - Indianapolis									
Iron, Dissolved	1620	ug/L	100	48.8	1	06/05/23 09:07	06/05/23 22:46	7439-89-6	
Manganese, Dissolved	163	ug/L	10.0	2.5	1	06/05/23 09:07	06/05/23 22:46	7439-96-5	
Molybdenum, Dissolved	28.4	ug/L	10.0	3.7	1	06/05/23 09:07	06/05/23 22:46	7439-98-7	
6020 MET ICPMS									
Analytical Method: EPA 6020 Preparation Method: EPA 200.2									
Pace Analytical Services - Indianapolis									
Antimony	ND	ug/L	1.0	0.036	1	06/04/23 16:45	06/05/23 22:50	7440-36-0	
Arsenic	3.3	ug/L	1.0	0.053	1	06/04/23 16:45	06/05/23 22:50	7440-38-2	
Beryllium	ND	ug/L	0.20	0.028	1	06/04/23 16:45	06/05/23 22:50	7440-41-7	
Chromium	ND	ug/L	10.0	0.13	1	06/04/23 16:45	06/05/23 22:50	7440-47-3	
Cobalt	ND	ug/L	1.0	0.032	1	06/04/23 16:45	06/05/23 22:50	7440-48-4	
Selenium	ND	ug/L	1.0	0.23	1	06/04/23 16:45	06/05/23 22:50	7782-49-2	
Thallium	ND	ug/L	1.0	0.033	1	06/04/23 16:45	06/05/23 22:50	7440-28-0	
7470 Mercury									
Analytical Method: EPA 7470 Preparation Method: EPA 7470									
Pace Analytical Services - Indianapolis									
Mercury	ND	ug/L	0.20	0.091	1	05/31/23 17:05	06/01/23 17:41	7439-97-6	
2320B Alkalinity									
Analytical Method: SM 2320B									
Pace Analytical Services - Indianapolis									
Alkalinity, Total as CaCO3	240	mg/L	10.0	10.0	1		05/25/23 03:01		

REPORT OF LABORATORY ANALYSIS

This report shall not be reproduced, except in full,
 without the written consent of Pace Analytical Services, LLC.



ANALYTICAL RESULTS

Project: Harding Street P1R1
 Pace Project No.: 50345634

Sample: MW-1D		Lab ID: 50345634002		Collected: 05/23/23 14:25	Received: 05/24/23 09:20	Matrix: Water			
Parameters	Results	Units	Report Limit	MDL	DF	Prepared	Analyzed	CAS No.	Qual
2320B Alkalinity		Analytical Method: SM 2320B Pace Analytical Services - Indianapolis							
Alkalinity,Bicarbonate (CaCO3)	240	mg/L	10.0	10.0	1		05/25/23 03:01		
Alkalinity,Carbonate (CaCO3)	ND	mg/L	10.0	10.0	1		05/25/23 03:01		
2540C Total Dissolved Solids		Analytical Method: SM 2540C Pace Analytical Services - Indianapolis							
Total Dissolved Solids	538	mg/L	10.0	10.0	1		05/28/23 08:46		
4500H+ pH, Electrometric		Analytical Method: SM 4500-H+B Pace Analytical Services - Indianapolis							
pH at 25 Degrees C	7.4	Std. Units	0.10	0.10	1		06/05/23 15:24		H3
4500S2D Sulfide Water		Analytical Method: SM 4500-S2-D Pace Analytical Services - Indianapolis							
Sulfide	ND	mg/L	0.10	0.025	1		05/25/23 12:39	18496-25-8	
Iron, Ferrous		Analytical Method: HACH 8146 Pace Analytical Services - Indianapolis							
Iron, Ferrous	0.87	mg/L	0.20	0.035	1		05/26/23 11:57	15438-31-0	H3,N2
353.2 Nitrogen, NO2/NO3 unpres		Analytical Method: EPA 353.2 Pace Analytical Services - Indianapolis							
Nitrogen, Nitrate	ND	mg/L	0.10	0.011	1		05/24/23 16:47	14797-55-8	
Nitrogen, Nitrite	ND	mg/L	0.10	0.0040	1		05/24/23 16:47	14797-65-0	
365.1 Total Phosphorus		Analytical Method: EPA 365.1 Preparation Method: EPA 365.1 Pace Analytical Services - Indianapolis							
Phosphate as P04	0.40	mg/L	0.15	0.15	1	05/31/23 13:30	06/04/23 10:44		
5310C TOC		Analytical Method: SM 5310C Pace Analytical Services - Indianapolis							
Total Organic Carbon	2.5	mg/L	1.0	0.24	1		06/08/23 01:25	7440-44-0	
5310C Dissolved Organic Carbon		Analytical Method: SM 5310C Pace Analytical Services - Indianapolis							
Dissolved Organic Carbon	2.7	mg/L	1.0	0.24	1		06/07/23 23:24		

REPORT OF LABORATORY ANALYSIS

This report shall not be reproduced, except in full,
 without the written consent of Pace Analytical Services, LLC.



ANALYTICAL RESULTS

Project: Harding Street P1R1

Pace Project No.: 50345634

Sample: MW-8S Lab ID: 50345634003 Collected: 05/23/23 10:45 Received: 05/24/23 09:20 Matrix: Water

Parameters	Results	Units	Report Limit	MDL	DF	Prepared	Analyzed	CAS No.	Qual
9056 IC Anions									
Analytical Method: EPA 9056									
Pace Analytical Services - Indianapolis									
Chloride	127	mg/L	25.0	6.7	100		06/06/23 05:50	16887-00-6	
Fluoride	0.17	mg/L	0.10	0.017	1		06/06/23 05:15	16984-48-8	
Sulfate	429	mg/L	25.0	8.5	100		06/06/23 05:50	14808-79-8	
6010 MET ICP									
Analytical Method: EPA 6010 Preparation Method: EPA 3010									
Pace Analytical Services - Indianapolis									
Aluminum	ND	ug/L	200	55.4	1	06/06/23 09:01	06/08/23 01:54	7429-90-5	
Barium	29.9	ug/L	10.0	2.1	1	06/06/23 09:01	06/08/23 01:54	7440-39-3	
Boron	10800	ug/L	100	37.6	1	06/06/23 09:01	06/08/23 01:54	7440-42-8	
Cadmium	ND	ug/L	2.0	0.66	1	06/06/23 09:01	06/08/23 01:54	7440-43-9	
Calcium	196000	ug/L	1000	163	1	06/06/23 09:01	06/08/23 01:54	7440-70-2	
Iron	ND	ug/L	100	48.8	1	06/06/23 09:01	06/08/23 01:54	7439-89-6	
Lead	ND	ug/L	10.0	2.6	1	06/06/23 09:01	06/08/23 01:54	7439-92-1	
Lithium	118	ug/L	20.0	6.2	1	06/06/23 09:01	06/08/23 01:54	7439-93-2	
Magnesium	80000	ug/L	1000	71.8	1	06/06/23 09:01	06/08/23 01:54	7439-95-4	
Manganese	108	ug/L	10.0	2.5	1	06/06/23 09:01	06/08/23 01:54	7439-96-5	
Molybdenum	261	ug/L	10.0	3.7	1	06/06/23 09:01	06/08/23 01:54	7439-98-7	
Potassium	18900	ug/L	1000	281	1	06/06/23 09:01	06/08/23 01:54	7440-09-7	
Silica	14500	ug/L	450		1	06/06/23 09:01	06/08/23 01:54	7631-86-9	N2
Sodium	127000	ug/L	1000	214	1	06/06/23 09:01	06/08/23 01:54	7440-23-5	
6010 MET ICP, Dissolved									
Analytical Method: EPA 6010 Preparation Method: EPA 3010									
Pace Analytical Services - Indianapolis									
Iron, Dissolved	ND	ug/L	100	48.8	1	06/05/23 09:07	06/05/23 22:48	7439-89-6	
Manganese, Dissolved	112	ug/L	10.0	2.5	1	06/05/23 09:07	06/05/23 22:48	7439-96-5	
Molybdenum, Dissolved	266	ug/L	10.0	3.7	1	06/05/23 09:07	06/05/23 22:48	7439-98-7	
6020 MET ICPMS									
Analytical Method: EPA 6020 Preparation Method: EPA 200.2									
Pace Analytical Services - Indianapolis									
Antimony	ND	ug/L	1.0	0.036	1	06/04/23 16:45	06/05/23 23:00	7440-36-0	
Arsenic	ND	ug/L	1.0	0.053	1	06/04/23 16:45	06/05/23 23:00	7440-38-2	
Beryllium	ND	ug/L	0.20	0.028	1	06/04/23 16:45	06/05/23 23:00	7440-41-7	
Chromium	ND	ug/L	10.0	0.13	1	06/04/23 16:45	06/05/23 23:00	7440-47-3	
Cobalt	ND	ug/L	1.0	0.032	1	06/04/23 16:45	06/05/23 23:00	7440-48-4	
Selenium	ND	ug/L	1.0	0.23	1	06/04/23 16:45	06/05/23 23:00	7782-49-2	
Thallium	ND	ug/L	1.0	0.033	1	06/04/23 16:45	06/05/23 23:00	7440-28-0	
7470 Mercury									
Analytical Method: EPA 7470 Preparation Method: EPA 7470									
Pace Analytical Services - Indianapolis									
Mercury	ND	ug/L	0.20	0.091	1	05/31/23 17:05	06/01/23 17:44	7439-97-6	
2320B Alkalinity									
Analytical Method: SM 2320B									
Pace Analytical Services - Indianapolis									
Alkalinity, Total as CaCO3	393	mg/L	10.0	10.0	1		05/25/23 03:01		

REPORT OF LABORATORY ANALYSIS

This report shall not be reproduced, except in full, without the written consent of Pace Analytical Services, LLC.



ANALYTICAL RESULTS

Project: Harding Street P1R1

Pace Project No.: 50345634

Parameters	Results	Units	Report Limit	MDL	DF	Prepared	Analyzed	CAS No.	Qual
Sample: MW-8S									
Lab ID: 50345634003									
Collected: 05/23/23 10:45 Received: 05/24/23 09:20 Matrix: Water									
2320B Alkalinity									
Analytical Method: SM 2320B									
Pace Analytical Services - Indianapolis									
Alkalinity,Bicarbonate (CaCO3)	393	mg/L	10.0	10.0	1		05/25/23 03:01		
Alkalinity,Carbonate (CaCO3)	ND	mg/L	10.0	10.0	1		05/25/23 03:01		
2540C Total Dissolved Solids									
Analytical Method: SM 2540C									
Pace Analytical Services - Indianapolis									
Total Dissolved Solids	1370	mg/L	20.0	20.0	1		05/28/23 08:47		
4500H+ pH, Electrometric									
Analytical Method: SM 4500-H+B									
Pace Analytical Services - Indianapolis									
pH at 25 Degrees C	7.3	Std. Units	0.10	0.10	1		06/05/23 15:25		H3
4500S2D Sulfide Water									
Analytical Method: SM 4500-S2-D									
Pace Analytical Services - Indianapolis									
Sulfide	ND	mg/L	0.10	0.025	1		05/25/23 12:39	18496-25-8	
Iron, Ferrous									
Analytical Method: HACH 8146									
Pace Analytical Services - Indianapolis									
Iron, Ferrous	ND	mg/L	0.20	0.035	1		05/26/23 11:55	15438-31-0	H3,N2
353.2 Nitrogen, NO2/NO3 unpres									
Analytical Method: EPA 353.2									
Pace Analytical Services - Indianapolis									
Nitrogen, Nitrate	ND	mg/L	0.10	0.011	1		05/24/23 16:21	14797-55-8	
Nitrogen, Nitrite	ND	mg/L	0.10	0.0040	1		05/24/23 16:21	14797-65-0	
365.1 Total Phosphorus									
Analytical Method: EPA 365.1 Preparation Method: EPA 365.1									
Pace Analytical Services - Indianapolis									
Phosphate as P04	ND	mg/L	0.15	0.15	1	05/31/23 13:30	06/04/23 10:45		
5310C TOC									
Analytical Method: SM 5310C									
Pace Analytical Services - Indianapolis									
Total Organic Carbon	1.9	mg/L	1.0	0.24	1		06/08/23 01:37	7440-44-0	
5310C Dissolved Organic Carbon									
Analytical Method: SM 5310C									
Pace Analytical Services - Indianapolis									
Dissolved Organic Carbon	2.0	mg/L	1.0	0.24	1		06/08/23 00:06		

REPORT OF LABORATORY ANALYSIS

This report shall not be reproduced, except in full, without the written consent of Pace Analytical Services, LLC.



ANALYTICAL RESULTS

Project: Harding Street P1R1

Pace Project No.: 50345634

Sample: MW-8D Lab ID: 50345634004 Collected: 05/23/23 15:50 Received: 05/24/23 09:20 Matrix: Water

Parameters	Results	Units	Report Limit	MDL	DF	Prepared	Analyzed	CAS No.	Qual
9056 IC Anions									
Analytical Method: EPA 9056									
Pace Analytical Services - Indianapolis									
Chloride	140	mg/L	25.0	6.7	100		06/08/23 01:52	16887-00-6	
Fluoride	0.32	mg/L	0.10	0.017	1		06/06/23 06:08	16984-48-8	
Sulfate	155	mg/L	2.5	0.85	10		06/06/23 06:26	14808-79-8	
6010 MET ICP									
Analytical Method: EPA 6010 Preparation Method: EPA 3010									
Pace Analytical Services - Indianapolis									
Aluminum	ND	ug/L	200	55.4	1	06/06/23 09:01	06/08/23 01:56	7429-90-5	
Barium	278	ug/L	10.0	2.1	1	06/06/23 09:01	06/08/23 01:56	7440-39-3	
Boron	532	ug/L	100	37.6	1	06/06/23 09:01	06/08/23 01:56	7440-42-8	
Cadmium	ND	ug/L	2.0	0.66	1	06/06/23 09:01	06/08/23 01:56	7440-43-9	
Calcium	120000	ug/L	1000	163	1	06/06/23 09:01	06/08/23 01:56	7440-70-2	
Iron	3180	ug/L	100	48.8	1	06/06/23 09:01	06/08/23 01:56	7439-89-6	
Lead	ND	ug/L	10.0	2.6	1	06/06/23 09:01	06/08/23 01:56	7439-92-1	
Lithium	ND	ug/L	20.0	6.2	1	06/06/23 09:01	06/08/23 01:56	7439-93-2	
Magnesium	36700	ug/L	1000	71.8	1	06/06/23 09:01	06/08/23 01:56	7439-95-4	
Manganese	648	ug/L	10.0	2.5	1	06/06/23 09:01	06/08/23 01:56	7439-96-5	
Molybdenum	47.9	ug/L	10.0	3.7	1	06/06/23 09:01	06/08/23 01:56	7439-98-7	
Potassium	4870	ug/L	1000	281	1	06/06/23 09:01	06/08/23 01:56	7440-09-7	
Silica	10100	ug/L	450		1	06/06/23 09:01	06/08/23 01:56	7631-86-9	N2
Sodium	88100	ug/L	1000	214	1	06/06/23 09:01	06/08/23 01:56	7440-23-5	
6010 MET ICP, Dissolved									
Analytical Method: EPA 6010 Preparation Method: EPA 3010									
Pace Analytical Services - Indianapolis									
Iron, Dissolved	3100	ug/L	100	48.8	1	06/05/23 09:07	06/05/23 22:51	7439-89-6	
Manganese, Dissolved	623	ug/L	10.0	2.5	1	06/05/23 09:07	06/05/23 22:51	7439-96-5	
Molybdenum, Dissolved	48.1	ug/L	10.0	3.7	1	06/05/23 09:07	06/05/23 22:51	7439-98-7	
6020 MET ICPMS									
Analytical Method: EPA 6020 Preparation Method: EPA 200.2									
Pace Analytical Services - Indianapolis									
Antimony	ND	ug/L	1.0	0.036	1	06/04/23 16:45	06/05/23 23:03	7440-36-0	
Arsenic	3.7	ug/L	1.0	0.053	1	06/04/23 16:45	06/05/23 23:03	7440-38-2	
Beryllium	ND	ug/L	0.20	0.028	1	06/04/23 16:45	06/05/23 23:03	7440-41-7	
Chromium	ND	ug/L	10.0	0.13	1	06/04/23 16:45	06/05/23 23:03	7440-47-3	
Cobalt	ND	ug/L	1.0	0.032	1	06/04/23 16:45	06/05/23 23:03	7440-48-4	
Selenium	ND	ug/L	1.0	0.23	1	06/04/23 16:45	06/05/23 23:03	7782-49-2	
Thallium	ND	ug/L	1.0	0.033	1	06/04/23 16:45	06/05/23 23:03	7440-28-0	
7470 Mercury									
Analytical Method: EPA 7470 Preparation Method: EPA 7470									
Pace Analytical Services - Indianapolis									
Mercury	ND	ug/L	0.20	0.091	1	05/31/23 17:05	06/01/23 17:46	7439-97-6	
2320B Alkalinity									
Analytical Method: SM 2320B									
Pace Analytical Services - Indianapolis									
Alkalinity, Total as CaCO3	279	mg/L	10.0	10.0	1		05/25/23 03:01		

REPORT OF LABORATORY ANALYSIS

This report shall not be reproduced, except in full,
without the written consent of Pace Analytical Services, LLC.



ANALYTICAL RESULTS

Project: Harding Street P1R1
 Pace Project No.: 50345634

Sample: MW-8D		Lab ID: 50345634004		Collected: 05/23/23 15:50	Received: 05/24/23 09:20	Matrix: Water			
Parameters	Results	Units	Report Limit	MDL	DF	Prepared	Analyzed	CAS No.	Qual
2320B Alkalinity		Analytical Method: SM 2320B Pace Analytical Services - Indianapolis							
Alkalinity,Bicarbonate (CaCO3)	279	mg/L	10.0	10.0	1		05/25/23 03:01		
Alkalinity,Carbonate (CaCO3)	ND	mg/L	10.0	10.0	1		05/25/23 03:01		
2540C Total Dissolved Solids		Analytical Method: SM 2540C Pace Analytical Services - Indianapolis							
Total Dissolved Solids	742	mg/L	20.0	20.0	1		05/28/23 08:47		
4500H+ pH, Electrometric		Analytical Method: SM 4500-H+B Pace Analytical Services - Indianapolis							
pH at 25 Degrees C	8.0	Std. Units	0.10	0.10	1		06/05/23 15:26		H3
4500S2D Sulfide Water		Analytical Method: SM 4500-S2-D Pace Analytical Services - Indianapolis							
Sulfide	ND	mg/L	0.10	0.025	1		05/25/23 12:39	18496-25-8	
Iron, Ferrous		Analytical Method: HACH 8146 Pace Analytical Services - Indianapolis							
Iron, Ferrous	ND	mg/L	0.20	0.035	1		05/26/23 11:58	15438-31-0	H3,N2
353.2 Nitrogen, NO2/NO3 unpres		Analytical Method: EPA 353.2 Pace Analytical Services - Indianapolis							
Nitrogen, Nitrate	ND	mg/L	0.10	0.011	1		05/24/23 17:00	14797-55-8	
Nitrogen, Nitrite	ND	mg/L	0.10	0.0040	1		05/24/23 17:00	14797-65-0	
365.1 Total Phosphorus		Analytical Method: EPA 365.1 Preparation Method: EPA 365.1 Pace Analytical Services - Indianapolis							
Phosphate as P04	0.59	mg/L	0.15	0.15	1	05/31/23 13:30	06/04/23 10:46		
5310C TOC		Analytical Method: SM 5310C Pace Analytical Services - Indianapolis							
Total Organic Carbon	2.2	mg/L	1.0	0.24	1		06/08/23 01:49	7440-44-0	
5310C Dissolved Organic Carbon		Analytical Method: SM 5310C Pace Analytical Services - Indianapolis							
Dissolved Organic Carbon	2.3	mg/L	1.0	0.24	1		06/08/23 00:31		

REPORT OF LABORATORY ANALYSIS

This report shall not be reproduced, except in full,
 without the written consent of Pace Analytical Services, LLC.



ANALYTICAL RESULTS

Project: Harding Street P1R1

Pace Project No.: 50345634

Sample: DUP-2 Lab ID: 50345634005 Collected: 05/23/23 08:00 Received: 05/24/23 09:20 Matrix: Water

Parameters	Results	Units	Report Limit	MDL	DF	Prepared	Analyzed	CAS No.	Qual
9056 IC Anions									
Analytical Method: EPA 9056									
Pace Analytical Services - Indianapolis									
Chloride	131	mg/L	25.0	6.7	100		06/06/23 07:38	16887-00-6	
Fluoride	0.17	mg/L	0.10	0.017	1		06/06/23 07:02	16984-48-8	
Sulfate	439	mg/L	25.0	8.5	100		06/06/23 07:38	14808-79-8	
6010 MET ICP									
Analytical Method: EPA 6010 Preparation Method: EPA 3010									
Pace Analytical Services - Indianapolis									
Aluminum	ND	ug/L	200	55.4	1	06/06/23 09:01	06/08/23 01:58	7429-90-5	
Barium	29.8	ug/L	10.0	2.1	1	06/06/23 09:01	06/08/23 01:58	7440-39-3	
Boron	10700	ug/L	100	37.6	1	06/06/23 09:01	06/08/23 01:58	7440-42-8	
Cadmium	ND	ug/L	2.0	0.66	1	06/06/23 09:01	06/08/23 01:58	7440-43-9	
Calcium	193000	ug/L	1000	163	1	06/06/23 09:01	06/08/23 01:58	7440-70-2	
Iron	ND	ug/L	100	48.8	1	06/06/23 09:01	06/08/23 01:58	7439-89-6	
Lead	ND	ug/L	10.0	2.6	1	06/06/23 09:01	06/08/23 01:58	7439-92-1	
Lithium	117	ug/L	20.0	6.2	1	06/06/23 09:01	06/08/23 01:58	7439-93-2	
Magnesium	79300	ug/L	1000	71.8	1	06/06/23 09:01	06/08/23 01:58	7439-95-4	
Manganese	108	ug/L	10.0	2.5	1	06/06/23 09:01	06/08/23 01:58	7439-96-5	
Molybdenum	260	ug/L	10.0	3.7	1	06/06/23 09:01	06/08/23 01:58	7439-98-7	
Potassium	18800	ug/L	1000	281	1	06/06/23 09:01	06/08/23 01:58	7440-09-7	
Silica	14500	ug/L	450		1	06/06/23 09:01	06/08/23 01:58	7631-86-9	N2
Sodium	127000	ug/L	1000	214	1	06/06/23 09:01	06/08/23 01:58	7440-23-5	
6010 MET ICP, Dissolved									
Analytical Method: EPA 6010 Preparation Method: EPA 3010									
Pace Analytical Services - Indianapolis									
Iron, Dissolved	ND	ug/L	100	48.8	1	06/05/23 09:07	06/05/23 22:53	7439-89-6	
Manganese, Dissolved	112	ug/L	10.0	2.5	1	06/05/23 09:07	06/05/23 22:53	7439-96-5	
Molybdenum, Dissolved	266	ug/L	10.0	3.7	1	06/05/23 09:07	06/05/23 22:53	7439-98-7	
6020 MET ICPMS									
Analytical Method: EPA 6020 Preparation Method: EPA 200.2									
Pace Analytical Services - Indianapolis									
Antimony	ND	ug/L	1.0	0.036	1	06/04/23 16:45	06/05/23 23:06	7440-36-0	
Arsenic	ND	ug/L	1.0	0.053	1	06/04/23 16:45	06/05/23 23:06	7440-38-2	
Beryllium	ND	ug/L	0.20	0.028	1	06/04/23 16:45	06/05/23 23:06	7440-41-7	
Chromium	ND	ug/L	10.0	0.13	1	06/04/23 16:45	06/05/23 23:06	7440-47-3	
Cobalt	ND	ug/L	1.0	0.032	1	06/04/23 16:45	06/05/23 23:06	7440-48-4	
Selenium	ND	ug/L	1.0	0.23	1	06/04/23 16:45	06/05/23 23:06	7782-49-2	
Thallium	ND	ug/L	1.0	0.033	1	06/04/23 16:45	06/05/23 23:06	7440-28-0	
7470 Mercury									
Analytical Method: EPA 7470 Preparation Method: EPA 7470									
Pace Analytical Services - Indianapolis									
Mercury	ND	ug/L	0.20	0.091	1	05/31/23 17:05	06/01/23 17:56	7439-97-6	
2320B Alkalinity									
Analytical Method: SM 2320B									
Pace Analytical Services - Indianapolis									
Alkalinity, Total as CaCO3	399	mg/L	10.0	10.0	1		05/25/23 03:01		

REPORT OF LABORATORY ANALYSIS

This report shall not be reproduced, except in full,
without the written consent of Pace Analytical Services, LLC.



ANALYTICAL RESULTS

Project: Harding Street P1R1

Pace Project No.: 50345634

Parameters	Results	Units	Report Limit	MDL	DF	Prepared	Analyzed	CAS No.	Qual
Sample: DUP-2									
Lab ID: 50345634005									
Collected: 05/23/23 08:00									
Received: 05/24/23 09:20									
Matrix: Water									
2320B Alkalinity									
Analytical Method: SM 2320B									
Pace Analytical Services - Indianapolis									
Alkalinity,Bicarbonate (CaCO3)	399	mg/L	10.0	10.0	1		05/25/23 03:01		
Alkalinity,Carbonate (CaCO3)	ND	mg/L	10.0	10.0	1		05/25/23 03:01		
2540C Total Dissolved Solids									
Analytical Method: SM 2540C									
Pace Analytical Services - Indianapolis									
Total Dissolved Solids	1370	mg/L	20.0	20.0	1		05/28/23 08:47		
4500H+ pH, Electrometric									
Analytical Method: SM 4500-H+B									
Pace Analytical Services - Indianapolis									
pH at 25 Degrees C	7.2	Std. Units	0.10	0.10	1		06/05/23 15:29		H3
4500S2D Sulfide Water									
Analytical Method: SM 4500-S2-D									
Pace Analytical Services - Indianapolis									
Sulfide	ND	mg/L	0.10	0.025	1		05/25/23 12:39	18496-25-8	
Iron, Ferrous									
Analytical Method: HACH 8146									
Pace Analytical Services - Indianapolis									
Iron, Ferrous	ND	mg/L	0.20	0.035	1		05/26/23 11:55	15438-31-0	H3,N2
353.2 Nitrogen, NO2/NO3 unpres									
Analytical Method: EPA 353.2									
Pace Analytical Services - Indianapolis									
Nitrogen, Nitrate	ND	mg/L	0.10	0.011	1		05/24/23 16:02	14797-55-8	
Nitrogen, Nitrite	ND	mg/L	0.10	0.0040	1		05/24/23 16:02	14797-65-0	
365.1 Total Phosphorus									
Analytical Method: EPA 365.1 Preparation Method: EPA 365.1									
Pace Analytical Services - Indianapolis									
Phosphate as P04	ND	mg/L	0.15	0.15	1	05/31/23 13:30	06/04/23 10:46		
5310C TOC									
Analytical Method: SM 5310C									
Pace Analytical Services - Indianapolis									
Total Organic Carbon	2.0	mg/L	1.0	0.24	1		06/08/23 02:21	7440-44-0	
5310C Dissolved Organic Carbon									
Analytical Method: SM 5310C									
Pace Analytical Services - Indianapolis									
Dissolved Organic Carbon	2.0	mg/L	1.0	0.24	1		06/08/23 00:43		

REPORT OF LABORATORY ANALYSIS

This report shall not be reproduced, except in full,
without the written consent of Pace Analytical Services, LLC.



QUALITY CONTROL DATA

Project: Harding Street P1R1

Pace Project No.: 50345634

QC Batch:	736755	Analysis Method:	EPA 9056
QC Batch Method:	EPA 9056	Analysis Description:	9056 IC Anions
		Laboratory:	Pace Analytical Services - Indianapolis
Associated Lab Samples:	50345634001, 50345634002, 50345634003, 50345634004, 50345634005		

METHOD BLANK: 3380295 Matrix: Water
 Associated Lab Samples: 50345634001, 50345634002, 50345634003, 50345634004, 50345634005

Parameter	Units	Blank Result	Reporting Limit	MDL	Analyzed	Qualifiers
Chloride	mg/L	ND	0.25	0.067	06/05/23 21:48	
Fluoride	mg/L	ND	0.10	0.017	06/05/23 21:48	
Sulfate	mg/L	ND	0.25	0.085	06/05/23 21:48	

LABORATORY CONTROL SAMPLE: 3380296

Parameter	Units	Spike Conc.	LCS Result	LCS % Rec	% Rec Limits	Qualifiers
Chloride	mg/L	2.5	2.3	92	80-120	
Fluoride	mg/L	1	1.0	100	80-120	
Sulfate	mg/L	5	4.6	92	80-120	

MATRIX SPIKE & MATRIX SPIKE DUPLICATE: 3380297 3380298

Parameter	Units	MS		MSD		MS Result	MSD Result	MS % Rec	MSD % Rec	% Rec Limits	RPD	Max RPD	Qual
		50345630007 Result	Spike Conc.	Spike Conc.	Conc.								
Chloride	mg/L	11.9	25	25	34.7	34.7	91	91	80-120	0	15		
Fluoride	mg/L	0.77	1	1	1.8	1.8	101	101	80-120	0	15		
Sulfate	mg/L	5.5	5	5	10.1	10.1	91	91	80-120	0	15		

Results presented on this page are in the units indicated by the "Units" column except where an alternate unit is presented to the right of the result.

REPORT OF LABORATORY ANALYSIS

This report shall not be reproduced, except in full, without the written consent of Pace Analytical Services, LLC.



QUALITY CONTROL DATA

Project: Harding Street P1R1

Pace Project No.: 50345634

QC Batch:	736578	Analysis Method:	EPA 7470
QC Batch Method:	EPA 7470	Analysis Description:	7470 Mercury
		Laboratory:	Pace Analytical Services - Indianapolis

Associated Lab Samples: 50345634001, 50345634002, 50345634003, 50345634004, 50345634005

METHOD BLANK: 3379756 Matrix: Water
 Associated Lab Samples: 50345634001, 50345634002, 50345634003, 50345634004, 50345634005

Parameter	Units	Blank Result	Reporting Limit	MDL	Analyzed	Qualifiers
Mercury	ug/L	ND	0.20	0.091	06/01/23 16:40	

LABORATORY CONTROL SAMPLE: 3379757

Parameter	Units	Spike Conc.	LCS Result	LCS % Rec	% Rec Limits	Qualifiers
Mercury	ug/L	5	5.1	102	80-120	

MATRIX SPIKE & MATRIX SPIKE DUPLICATE: 3379758 3379759

Parameter	Units	50345453002 Result	MS Spike Conc.	MSD Spike Conc.	MS Result	MSD Result	MS % Rec	MSD % Rec	% Rec Limits	RPD	Max RPD	Qual
Mercury	ug/L	ND	5	5	5.2	5.1	103	103	75-125	0	20	

MATRIX SPIKE & MATRIX SPIKE DUPLICATE: 3379760 3379761

Parameter	Units	50345615003 Result	MS Spike Conc.	MSD Spike Conc.	MS Result	MSD Result	MS % Rec	MSD % Rec	% Rec Limits	RPD	Max RPD	Qual
Mercury	ug/L	ND	5	5	4.3	4.2	85	84	75-125	1	20	

Results presented on this page are in the units indicated by the "Units" column except where an alternate unit is presented to the right of the result.

REPORT OF LABORATORY ANALYSIS

This report shall not be reproduced, except in full, without the written consent of Pace Analytical Services, LLC.



QUALITY CONTROL DATA

Project: Harding Street P1R1

Pace Project No.: 50345634

QC Batch: 737042

Analysis Method: EPA 6010

QC Batch Method: EPA 3010

Analysis Description: 6010 MET

Laboratory: Pace Analytical Services - Indianapolis

Associated Lab Samples: 50345634001, 50345634002, 50345634003, 50345634004, 50345634005

METHOD BLANK: 3381651

Matrix: Water

Associated Lab Samples: 50345634001, 50345634002, 50345634003, 50345634004, 50345634005

Parameter	Units	Blank Result	Reporting Limit	MDL	Analyzed	Qualifiers
Aluminum	ug/L	ND	200	55.4	06/08/23 01:40	
Barium	ug/L	ND	10.0	2.1	06/08/23 01:40	
Boron	ug/L	ND	100	37.6	06/08/23 01:40	
Cadmium	ug/L	ND	2.0	0.66	06/08/23 01:40	
Calcium	ug/L	ND	1000	163	06/08/23 01:40	
Iron	ug/L	ND	100	48.8	06/08/23 01:40	
Lead	ug/L	ND	10.0	2.6	06/08/23 01:40	
Lithium	ug/L	ND	20.0	6.2	06/08/23 01:40	
Magnesium	ug/L	ND	1000	71.8	06/08/23 01:40	
Manganese	ug/L	ND	10.0	2.5	06/08/23 01:40	
Molybdenum	ug/L	ND	10.0	3.7	06/08/23 01:40	
Potassium	ug/L	ND	1000	281	06/08/23 01:40	
Silica	ug/L	ND	450		06/08/23 01:40	N2
Sodium	ug/L	ND	1000	214	06/08/23 01:40	

LABORATORY CONTROL SAMPLE: 3381652

Parameter	Units	Spike Conc.	LCS Result	LCS % Rec	% Rec Limits	Qualifiers
Aluminum	ug/L	5000	4950	99	80-120	
Barium	ug/L	1000	1050	105	80-120	
Boron	ug/L	1000	1020	102	80-120	
Cadmium	ug/L	1000	1030	103	80-120	
Calcium	ug/L	5000	5160	103	80-120	
Iron	ug/L	2500	2610	104	80-120	
Lead	ug/L	1000	995	99	80-120	
Lithium	ug/L	1000	1030	103	80-120	
Magnesium	ug/L	5000	5100	102	80-120	
Manganese	ug/L	1000	1030	103	80-120	
Molybdenum	ug/L	1000	1050	105	80-120	
Potassium	ug/L	5000	4980	100	80-120	
Silica	ug/L	5350	5700	107	80-120	N2
Sodium	ug/L	5000	5220	104	80-120	

Results presented on this page are in the units indicated by the "Units" column except where an alternate unit is presented to the right of the result.

REPORT OF LABORATORY ANALYSIS

This report shall not be reproduced, except in full, without the written consent of Pace Analytical Services, LLC.



QUALITY CONTROL DATA

Project: Harding Street P1R1

Pace Project No.: 50345634

Parameter	Units	50345644005		3381653		3381654		% Rec	% Rec	% Rec	Limits	RPD	Max RPD	Qual
		Result	MS Spike Conc.	MSD Spike Conc.	MS Result	MSD Result	MS % Rec							
Aluminum	ug/L	2.6 mg/L	5000	5000	9980	9880	147	145	75-125	1	20	M3		
Barium	ug/L	0.058 mg/L	1000	1000	1100	1100	104	104	75-125	0	20			
Boron	ug/L	ND	1000	1000	1110	1110	103	103	75-125	0	20			
Cadmium	ug/L	ND	1000	1000	1040	1030	103	103	75-125	0	20			
Calcium	ug/L	260 mg/L	5000	5000	262000	258000	26	-42	75-125	1	20	E,P6		
Iron	ug/L	2.6 mg/L	2500	2500	4830	4780	87	85	75-125	1	20			
Lead	ug/L	ND	1000	1000	943	939	94	94	75-125	0	20			
Lithium	ug/L	0.025 mg/L	1000	1000	1090	1080	106	106	75-125	1	20			
Magnesium	ug/L	114 mg/L	5000	5000	118000	117000	78	50	75-125	1	20	P6		
Manganese	ug/L	0.10 mg/L	1000	1000	1080	1080	98	98	75-125	0	20			
Molybdenum	ug/L	ND	1000	1000	1050	1040	105	104	75-125	1	20			
Potassium	ug/L	4.7 mg/L	5000	5000	10300	10200	111	109	75-125	1	20			
Silica	ug/L	18.3 mg/L	5350	5350	30800	30400	235	227	75-125	1	20	N2		
Sodium	ug/L	29.6 mg/L	5000	5000	34700	34200	102	94	75-125	1	20			

Results presented on this page are in the units indicated by the "Units" column except where an alternate unit is presented to the right of the result.

REPORT OF LABORATORY ANALYSIS

This report shall not be reproduced, except in full, without the written consent of Pace Analytical Services, LLC.



QUALITY CONTROL DATA

Project: Harding Street P1R1

Pace Project No.: 50345634

QC Batch: 736981 Analysis Method: EPA 6010
 QC Batch Method: EPA 3010 Analysis Description: 6010 MET Dissolved
 Laboratory: Pace Analytical Services - Indianapolis
 Associated Lab Samples: 50345634001, 50345634002, 50345634003, 50345634004, 50345634005

METHOD BLANK: 3381329 Matrix: Water
 Associated Lab Samples: 50345634001, 50345634002, 50345634003, 50345634004, 50345634005

Parameter	Units	Blank Result	Reporting Limit	MDL	Analyzed	Qualifiers
Iron, Dissolved	ug/L	ND	100	48.8	06/05/23 21:58	
Manganese, Dissolved	ug/L	ND	10.0	2.5	06/05/23 21:58	
Molybdenum, Dissolved	ug/L	ND	10.0	3.7	06/05/23 21:58	

LABORATORY CONTROL SAMPLE: 3381330

Parameter	Units	Spike Conc.	LCS Result	LCS % Rec	% Rec Limits	Qualifiers
Iron, Dissolved	ug/L	2500	2570	103	80-120	
Manganese, Dissolved	ug/L	1000	946	95	80-120	
Molybdenum, Dissolved	ug/L	1000	1000	100	80-120	

MATRIX SPIKE & MATRIX SPIKE DUPLICATE: 3381331 3381332

Parameter	Units	50345630007		3381331		3381332		% Rec	% Rec	% Rec Limits	RPD	Max RPD	Qual
		MS Result	MSD Result	MS Spike Conc.	MSD Spike Conc.	MS Result	MSD Result						
Iron, Dissolved	ug/L	0.76 mg/L		2500	2500	3480	3180	109	97	75-125	9	20	
Manganese, Dissolved	ug/L	0.064 mg/L		1000	1000	1090	992	103	93	75-125	9	20	
Molybdenum, Dissolved	ug/L	0.036 mg/L		1000	1000	1140	1040	110	100	75-125	9	20	

Results presented on this page are in the units indicated by the "Units" column except where an alternate unit is presented to the right of the result.

REPORT OF LABORATORY ANALYSIS

This report shall not be reproduced, except in full, without the written consent of Pace Analytical Services, LLC.



QUALITY CONTROL DATA

Project: Harding Street P1R1

Pace Project No.: 50345634

QC Batch:	737113	Analysis Method:	EPA 6020
QC Batch Method:	EPA 200.2	Analysis Description:	6020 MET
		Laboratory:	Pace Analytical Services - Indianapolis

Associated Lab Samples: 50345634001, 50345634002, 50345634003, 50345634004, 50345634005

METHOD BLANK: 3381966 Matrix: Water

Associated Lab Samples: 50345634001, 50345634002, 50345634003, 50345634004, 50345634005

Parameter	Units	Blank Result	Reporting Limit	MDL	Analyzed	Qualifiers
Antimony	ug/L	ND	1.0	0.036	06/05/23 22:37	
Arsenic	ug/L	ND	1.0	0.053	06/05/23 22:37	
Beryllium	ug/L	ND	0.20	0.028	06/05/23 22:37	
Chromium	ug/L	ND	10.0	0.13	06/05/23 22:37	
Cobalt	ug/L	ND	1.0	0.032	06/05/23 22:37	
Selenium	ug/L	ND	1.0	0.23	06/05/23 22:37	
Thallium	ug/L	ND	1.0	0.033	06/05/23 22:37	

LABORATORY CONTROL SAMPLE: 3381967

Parameter	Units	Spike Conc.	LCS Result	LCS % Rec	% Rec Limits	Qualifiers
Antimony	ug/L	40	41.1	103	80-120	
Arsenic	ug/L	40	39.4	99	80-120	
Beryllium	ug/L	40	38.7	97	80-120	
Chromium	ug/L	40	39.7	99	80-120	
Cobalt	ug/L	40	41.4	103	80-120	
Selenium	ug/L	40	40.1	100	80-120	
Thallium	ug/L	40	40.7	102	80-120	

MATRIX SPIKE & MATRIX SPIKE DUPLICATE: 3381968 3381969

Parameter	Units	50345644005		3381969		MS % Rec	MSD % Rec	% Rec Limits	RPD	Max RPD	Qual
		MS Spike Conc.	MSD Spike Conc.	MS Result	MSD Result						
Antimony	ug/L	ND	40	40	34.5	34.4	86	86	75-125	0	20
Arsenic	ug/L	1.6	40	40	38.4	37.7	92	90	75-125	2	20
Beryllium	ug/L	ND	40	40	38.2	37.5	95	93	75-125	2	20
Chromium	ug/L	4.3	40	40	43.7	43.8	99	99	75-125	0	20
Cobalt	ug/L	1.5	40	40	39.1	38.8	94	93	75-125	1	20
Selenium	ug/L	ND	40	40	38.1	37.7	94	93	75-125	1	20
Thallium	ug/L	ND	40	40	42.1	41.7	105	104	75-125	1	20

Results presented on this page are in the units indicated by the "Units" column except where an alternate unit is presented to the right of the result.

REPORT OF LABORATORY ANALYSIS

This report shall not be reproduced, except in full, without the written consent of Pace Analytical Services, LLC.



QUALITY CONTROL DATA

Project: Harding Street P1R1

Pace Project No.: 50345634

QC Batch:	735728	Analysis Method:	SM 2320B
QC Batch Method:	SM 2320B	Analysis Description:	2320B Alkalinity
		Laboratory:	Pace Analytical Services - Indianapolis
Associated Lab Samples:	50345634001, 50345634002, 50345634003, 50345634004, 50345634005		

METHOD BLANK: 3375982 Matrix: Water
 Associated Lab Samples: 50345634001, 50345634002, 50345634003, 50345634004, 50345634005

Parameter	Units	Blank Result	Reporting Limit	MDL	Analyzed	Qualifiers
Alkalinity, Total as CaCO3	mg/L	ND	10.0	10.0	05/25/23 03:01	
Alkalinity,Bicarbonate (CaCO3)	mg/L	ND	10.0	10.0	05/25/23 03:01	
Alkalinity,Carbonate (CaCO3)	mg/L	ND	10.0	10.0	05/25/23 03:01	

LABORATORY CONTROL SAMPLE: 3375983

Parameter	Units	Spike Conc.	LCS Result	LCS % Rec	% Rec Limits	Qualifiers
Alkalinity, Total as CaCO3	mg/L	50	51.3	103	90-110	

SAMPLE DUPLICATE: 3375984

Parameter	Units	50345156011 Result	Dup Result	RPD	Max RPD	Qualifiers
Alkalinity, Total as CaCO3	mg/L	378	389	3	20	
Alkalinity,Bicarbonate (CaCO3)	mg/L	378	389	3	20	
Alkalinity,Carbonate (CaCO3)	mg/L	ND	ND		20	

SAMPLE DUPLICATE: 3375985

Parameter	Units	50345634003 Result	Dup Result	RPD	Max RPD	Qualifiers
Alkalinity, Total as CaCO3	mg/L	393	404	3	20	
Alkalinity,Bicarbonate (CaCO3)	mg/L	393	404	3	20	
Alkalinity,Carbonate (CaCO3)	mg/L	ND	ND		20	

Results presented on this page are in the units indicated by the "Units" column except where an alternate unit is presented to the right of the result.

REPORT OF LABORATORY ANALYSIS

This report shall not be reproduced, except in full, without the written consent of Pace Analytical Services, LLC.



QUALITY CONTROL DATA

Project: Harding Street P1R1

Pace Project No.: 50345634

QC Batch: 736306

Analysis Method: SM 2540C

QC Batch Method: SM 2540C

Analysis Description: 2540C Total Dissolved Solids

Laboratory: Pace Analytical Services - Indianapolis

Associated Lab Samples: 50345634001, 50345634002, 50345634003, 50345634004, 50345634005

METHOD BLANK: 3378942

Matrix: Water

Associated Lab Samples: 50345634001, 50345634002, 50345634003, 50345634004, 50345634005

Parameter	Units	Blank Result	Reporting Limit	MDL	Analyzed	Qualifiers
Total Dissolved Solids	mg/L	ND	10.0	10.0	05/28/23 08:41	

LABORATORY CONTROL SAMPLE: 3378943

Parameter	Units	Spike Conc.	LCS Result	LCS % Rec	% Rec Limits	Qualifiers
Total Dissolved Solids	mg/L	300	288	96	80-120	

SAMPLE DUPLICATE: 3378944

Parameter	Units	50345630003 Result	Dup Result	RPD	Max RPD	Qualifiers
Total Dissolved Solids	mg/L	392	410	4	10	

SAMPLE DUPLICATE: 3378945

Parameter	Units	50345630007 Result	Dup Result	RPD	Max RPD	Qualifiers
Total Dissolved Solids	mg/L	422	417	1	10	

Results presented on this page are in the units indicated by the "Units" column except where an alternate unit is presented to the right of the result.

REPORT OF LABORATORY ANALYSIS

This report shall not be reproduced, except in full, without the written consent of Pace Analytical Services, LLC.



QUALITY CONTROL DATA

Project: Harding Street P1R1

Pace Project No.: 50345634

QC Batch: 737625

Analysis Method: SM 4500-H+B

QC Batch Method: SM 4500-H+B

Analysis Description: 4500H+B pH

Laboratory: Pace Analytical Services - Indianapolis

Associated Lab Samples: 50345634001, 50345634002, 50345634003, 50345634004, 50345634005

SAMPLE DUPLICATE: 3384082

Parameter	Units	50345615003 Result	Dup Result	RPD	Max RPD	Qualifiers
pH at 25 Degrees C	Std. Units	7.3	7.2	0	2	H3

SAMPLE DUPLICATE: 3384083

Parameter	Units	50345644005 Result	Dup Result	RPD	Max RPD	Qualifiers
pH at 25 Degrees C	Std. Units	7.3	7.3	0	2	H3

Results presented on this page are in the units indicated by the "Units" column except where an alternate unit is presented to the right of the result.

REPORT OF LABORATORY ANALYSIS

This report shall not be reproduced, except in full,
without the written consent of Pace Analytical Services, LLC.



QUALITY CONTROL DATA

Project: Harding Street P1R1

Pace Project No.: 50345634

QC Batch:	735833	Analysis Method:	SM 4500-S2-D
QC Batch Method:	SM 4500-S2-D	Analysis Description:	4500S2D Sulfide Water
		Laboratory:	Pace Analytical Services - Indianapolis

Associated Lab Samples: 50345634001, 50345634002, 50345634003, 50345634004, 50345634005

METHOD BLANK: 3376390 Matrix: Water
 Associated Lab Samples: 50345634001, 50345634002, 50345634003, 50345634004, 50345634005

Parameter	Units	Blank Result	Reporting Limit	MDL	Analyzed	Qualifiers
Sulfide	mg/L	ND	0.10	0.025	05/25/23 12:39	

LABORATORY CONTROL SAMPLE: 3376391

Parameter	Units	Spike Conc.	LCS Result	LCS % Rec	% Rec Limits	Qualifiers
Sulfide	mg/L	0.5	0.51	103	90-110	

MATRIX SPIKE & MATRIX SPIKE DUPLICATE: 3376392 3376393

Parameter	Units	50345586002 Result	MS Spike Conc.	MSD Spike Conc.	MS Result	MSD Result	MS % Rec	MSD % Rec	% Rec Limits	RPD	Max RPD	Qual
Sulfide	mg/L	ND	0.5	0.5	0.48	0.47	90	88	90-110	2	20	M0

MATRIX SPIKE SAMPLE: 3376394

Parameter	Units	50345634003 Result	Spike Conc.	MS Result	MS % Rec	% Rec Limits	Qualifiers
Sulfide	mg/L	ND	0.5	0.45	90	90-110	

Results presented on this page are in the units indicated by the "Units" column except where an alternate unit is presented to the right of the result.

REPORT OF LABORATORY ANALYSIS

This report shall not be reproduced, except in full, without the written consent of Pace Analytical Services, LLC.



QUALITY CONTROL DATA

Project: Harding Street P1R1
 Pace Project No.: 50345634

QC Batch: 736057 Analysis Method: HACH 8146
 QC Batch Method: HACH 8146 Analysis Description: Iron, Ferrous
 Laboratory: Pace Analytical Services - Indianapolis
 Associated Lab Samples: 50345634001, 50345634002, 50345634003, 50345634004, 50345634005

METHOD BLANK: 3377603 Matrix: Water
 Associated Lab Samples: 50345634001, 50345634002, 50345634003, 50345634004, 50345634005

Parameter	Units	Blank Result	Reporting Limit	MDL	Analyzed	Qualifiers
Iron, Ferrous	mg/L	ND	0.20	0.035	05/26/23 11:55	H3,N2

LABORATORY CONTROL SAMPLE: 3377604

Parameter	Units	Spike Conc.	LCS Result	LCS % Rec	% Rec Limits	Qualifiers
Iron, Ferrous	mg/L	1	0.99	99	90-110	H3,N2

MATRIX SPIKE & MATRIX SPIKE DUPLICATE: 3377605 3377606

Parameter	Units	50345634001 Result	MS Spike Conc.	MSD Spike Conc.	MS Result	MSD Result	MS % Rec	MSD % Rec	% Rec Limits	RPD	Max RPD	Qual
Iron, Ferrous	mg/L	0.54	1	1	1.6	1.6	102	109	90-110	5	20	H3,N2

MATRIX SPIKE SAMPLE: 3377607

Parameter	Units	50345733001 Result	Spike Conc.	MS Result	MS % Rec	% Rec Limits	Qualifiers
Iron, Ferrous	mg/L	ND	1	1.1	109	90-110	H3,N2

Results presented on this page are in the units indicated by the "Units" column except where an alternate unit is presented to the right of the result.

REPORT OF LABORATORY ANALYSIS

This report shall not be reproduced, except in full,
 without the written consent of Pace Analytical Services, LLC.



QUALITY CONTROL DATA

Project: Harding Street P1R1

Pace Project No.: 50345634

QC Batch:	735615	Analysis Method:	EPA 353.2
QC Batch Method:	EPA 353.2	Analysis Description:	353.2 Nitrate + Nitrite, Unpres.
		Laboratory:	Pace Analytical Services - Indianapolis

Associated Lab Samples: 50345634001, 50345634003, 50345634005

METHOD BLANK: 3375405 Matrix: Water

Associated Lab Samples: 50345634001, 50345634003, 50345634005

Parameter	Units	Blank Result	Reporting Limit	MDL	Analyzed	Qualifiers
Nitrogen, Nitrate	mg/L	ND	0.10	0.011	05/24/23 15:49	
Nitrogen, Nitrite	mg/L	ND	0.10	0.0040	05/24/23 15:49	

LABORATORY CONTROL SAMPLE: 3375406

Parameter	Units	Spike Conc.	LCS Result	LCS % Rec	% Rec Limits	Qualifiers
Nitrogen, Nitrate	mg/L	1	0.95	95	90-110	
Nitrogen, Nitrite	mg/L	1	0.96	96	90-110	

MATRIX SPIKE & MATRIX SPIKE DUPLICATE: 3375407 3375408

Parameter	Units	50345634005 Result	MS Spike Conc.	MSD Spike Conc.	MS Result	MSD Result	MS % Rec	MSD % Rec	% Rec Limits	RPD	Max RPD	Qual
Nitrogen, Nitrate	mg/L	ND	1	1	0.95	0.95	94	94	90-110	0	20	
Nitrogen, Nitrite	mg/L	ND	1	1	0.96	0.96	96	96	90-110	0	20	

MATRIX SPIKE SAMPLE: 3375409

Parameter	Units	50345667001 Result	Spike Conc.	MS Result	MS % Rec	% Rec Limits	Qualifiers
Nitrogen, Nitrate	mg/L	ND	1	1.0	96	90-110	
Nitrogen, Nitrite	mg/L	ND	1	1.0	99	90-110	

Results presented on this page are in the units indicated by the "Units" column except where an alternate unit is presented to the right of the result.

REPORT OF LABORATORY ANALYSIS

This report shall not be reproduced, except in full, without the written consent of Pace Analytical Services, LLC.



QUALITY CONTROL DATA

Project: Harding Street P1R1

Pace Project No.: 50345634

QC Batch:	735619	Analysis Method:	EPA 353.2
QC Batch Method:	EPA 353.2	Analysis Description:	353.2 Nitrate + Nitrite, Unpres.
		Laboratory:	Pace Analytical Services - Indianapolis

Associated Lab Samples: 50345634002, 50345634004

METHOD BLANK: 3375411 Matrix: Water

Associated Lab Samples: 50345634002, 50345634004

Parameter	Units	Blank Result	Reporting Limit	MDL	Analyzed	Qualifiers
Nitrogen, Nitrate	mg/L	ND	0.10	0.011	05/24/23 16:43	
Nitrogen, Nitrite	mg/L	ND	0.10	0.0040	05/24/23 16:43	

LABORATORY CONTROL SAMPLE: 3375412

Parameter	Units	Spike Conc.	LCS Result	LCS % Rec	% Rec Limits	Qualifiers
Nitrogen, Nitrate	mg/L	1	0.91	91	90-110	
Nitrogen, Nitrite	mg/L	1	0.96	96	90-110	

MATRIX SPIKE & MATRIX SPIKE DUPLICATE: 3375413 3375414

Parameter	Units	50345645003 Result	MS Spike Conc.	MSD Spike Conc.	MS Result	MSD Result	MS % Rec	MSD % Rec	% Rec Limits	RPD	Max RPD	Qual
Nitrogen, Nitrate	mg/L	ND	1	1	0.94	0.95	92	93	90-110	1	20	
Nitrogen, Nitrite	mg/L	ND	1	1	0.98	0.99	98	99	90-110	1	20	

MATRIX SPIKE SAMPLE: 3375522

Parameter	Units	50345693004 Result	Spike Conc.	MS Result	MS % Rec	% Rec Limits	Qualifiers
Nitrogen, Nitrate	mg/L	ND	1	0.87	86	90-110	
Nitrogen, Nitrite	mg/L	ND	1	0.92	91	90-110	

Results presented on this page are in the units indicated by the "Units" column except where an alternate unit is presented to the right of the result.

REPORT OF LABORATORY ANALYSIS

This report shall not be reproduced, except in full, without the written consent of Pace Analytical Services, LLC.



QUALITY CONTROL DATA

Project: Harding Street P1R1

Pace Project No.: 50345634

QC Batch:	736664	Analysis Method:	EPA 365.1
QC Batch Method:	EPA 365.1	Analysis Description:	365.1 Total Phosphorus
		Laboratory:	Pace Analytical Services - Indianapolis
Associated Lab Samples:	50345634001, 50345634002, 50345634003, 50345634004, 50345634005		

METHOD BLANK: 3380003 Matrix: Water
 Associated Lab Samples: 50345634001, 50345634002, 50345634003, 50345634004, 50345634005

Parameter	Units	Blank Result	Reporting Limit	MDL	Analyzed	Qualifiers
Phosphate as P04	mg/L	ND	0.15	0.15	06/04/23 10:32	

LABORATORY CONTROL SAMPLE: 3380004

Parameter	Units	Spike Conc.	LCS Result	LCS % Rec	% Rec Limits	Qualifiers
Phosphate as P04	mg/L		1.5			

MATRIX SPIKE & MATRIX SPIKE DUPLICATE: 3380005 3380006

Parameter	Units	50345621001 Result	MS Spike Conc.	MSD Spike Conc.	MS Result	MSD Result	MS % Rec	MSD % Rec	% Rec Limits	RPD	Max RPD	Qual
Phosphate as P04	mg/L	<0.15			1.6	1.4				9		

MATRIX SPIKE SAMPLE: 3380007

Parameter	Units	50345634003 Result	Spike Conc.	MS Result	MS % Rec	% Rec Limits	Qualifiers
Phosphate as P04	mg/L	ND		1.5			

Results presented on this page are in the units indicated by the "Units" column except where an alternate unit is presented to the right of the result.

REPORT OF LABORATORY ANALYSIS

This report shall not be reproduced, except in full, without the written consent of Pace Analytical Services, LLC.



QUALITY CONTROL DATA

Project: Harding Street P1R1

Pace Project No.: 50345634

QC Batch: 737314

Analysis Method: SM 5310C

QC Batch Method: SM 5310C

Analysis Description: 5310C Total Organic Carbon

Laboratory: Pace Analytical Services - Indianapolis

Associated Lab Samples: 50345634001

METHOD BLANK: 3382876

Matrix: Water

Associated Lab Samples: 50345634001

Parameter	Units	Blank Result	Reporting Limit	MDL	Analyzed	Qualifiers
Total Organic Carbon	mg/L	ND	1.0	0.24	06/06/23 18:42	

LABORATORY CONTROL SAMPLE: 3382877

Parameter	Units	Spike Conc.	LCS Result	LCS % Rec	% Rec Limits	Qualifiers
Total Organic Carbon	mg/L	10	9.7	97	90-110	

MATRIX SPIKE & MATRIX SPIKE DUPLICATE: 3382878 3382879

Parameter	Units	50345615003		3382878		3382879		% Rec Limits	RPD	Max RPD	Qual	
		MS Result	MS Spike Conc.	MS Result	MS Spike Conc.	MS Result	MS Spike Conc.					
Total Organic Carbon	mg/L	142	400	528	400	529	400	97	97	80-120	0	20

MATRIX SPIKE SAMPLE: 3382880

Parameter	Units	50345634001 Result	Spike Conc.	MS Result	MS % Rec	% Rec Limits	Qualifiers
Total Organic Carbon	mg/L	2.1	10	11.9	98	80-120	

Results presented on this page are in the units indicated by the "Units" column except where an alternate unit is presented to the right of the result.

REPORT OF LABORATORY ANALYSIS

This report shall not be reproduced, except in full, without the written consent of Pace Analytical Services, LLC.



QUALITY CONTROL DATA

Project: Harding Street P1R1

Pace Project No.: 50345634

QC Batch:	738016	Analysis Method:	SM 5310C
QC Batch Method:	SM 5310C	Analysis Description:	5310C Total Organic Carbon
		Laboratory:	Pace Analytical Services - Indianapolis
Associated Lab Samples:	50345634002, 50345634003, 50345634004, 50345634005		

METHOD BLANK:	3385479	Matrix:	Water
Associated Lab Samples:	50345634002, 50345634003, 50345634004, 50345634005		

Parameter	Units	Blank Result	Reporting Limit	MDL	Analyzed	Qualifiers
Total Organic Carbon	mg/L	ND	1.0	0.24	06/08/23 01:04	

LABORATORY CONTROL SAMPLE: 3385480						
Parameter	Units	Spike Conc.	LCS Result	LCS % Rec	% Rec Limits	Qualifiers
Total Organic Carbon	mg/L	10	9.8	98	90-110	

MATRIX SPIKE & MATRIX SPIKE DUPLICATE: 3385481												3385482	
Parameter	Units	50345644005 Result	MS Spike Conc.	MSD Spike Conc.	MS Result	MSD Result	MS % Rec	MSD % Rec	% Rec Limits	RPD	Max RPD	Qual	
Total Organic Carbon	mg/L	1.3	10	10	11.7	11.6	104	103	80-120	1	20		

MATRIX SPIKE SAMPLE: 3385483											
Parameter	Units	50345645004 Result	Spike Conc.	MS Result	MS % Rec	% Rec Limits	Qualifiers				
Total Organic Carbon	mg/L		2.7	10	12.8	101	80-120				

Results presented on this page are in the units indicated by the "Units" column except where an alternate unit is presented to the right of the result.

REPORT OF LABORATORY ANALYSIS

This report shall not be reproduced, except in full, without the written consent of Pace Analytical Services, LLC.



QUALITY CONTROL DATA

Project: Harding Street P1R1

Pace Project No.: 50345634

QC Batch:	737849	Analysis Method:	SM 5310C
QC Batch Method:	SM 5310C	Analysis Description:	5310C Dissolved Organic Carbon
		Laboratory:	Pace Analytical Services - Indianapolis
Associated Lab Samples:	50345634001, 50345634002, 50345634003, 50345634004, 50345634005		

METHOD BLANK:	3384882	Matrix:	Water
Associated Lab Samples:	50345634001, 50345634002, 50345634003, 50345634004, 50345634005		

Parameter	Units	Blank Result	Reporting Limit	MDL	Analyzed	Qualifiers
Dissolved Organic Carbon	mg/L	ND	1.0	0.24	06/07/23 19:06	

LABORATORY CONTROL SAMPLE: 3384883						
Parameter	Units	Spike Conc.	LCS Result	LCS % Rec	% Rec Limits	Qualifiers
Dissolved Organic Carbon	mg/L	10	9.8	98	90-110	

MATRIX SPIKE & MATRIX SPIKE DUPLICATE: 3384884												3384885	
Parameter	Units	50345528002 Result	MS Spike Conc.	MSD Spike Conc.	MS Result	MSD Result	MS % Rec	MSD % Rec	% Rec Limits	RPD	Max RPD	Qual	
Dissolved Organic Carbon	mg/L	4.6	10	10	14.3	14.4	97	98	80-120	0	20		

MATRIX SPIKE SAMPLE: 3385478											
Parameter	Units	50345634003 Result	Spike Conc.	MS Result	MS % Rec	% Rec Limits	Qualifiers				
Dissolved Organic Carbon	mg/L	2.0	10	12.0	100	80-120					

Results presented on this page are in the units indicated by the "Units" column except where an alternate unit is presented to the right of the result.

REPORT OF LABORATORY ANALYSIS

This report shall not be reproduced, except in full, without the written consent of Pace Analytical Services, LLC.



ANALYTICAL RESULTS - RADIOCHEMISTRY

Project: Harding Street P1R1

Pace Project No.: 50345634

Sample: MW-1S **Lab ID: 50345634001** Collected: 05/23/23 12:30 Received: 05/24/23 09:20 Matrix: Water
 PWS: Site ID: Sample Type:

Parameters	Method	Act ± Unc (MDC) Carr Trac	Units	Analyzed	CAS No.	Qual
	Pace Analytical Services - Greensburg					
Radium-226	EPA 903.1	0.652 ± 0.511 (0.600) C:NA T:85%	pCi/L	06/20/23 16:56	13982-63-3	
	Pace Analytical Services - Greensburg					
Radium-228	EPA 904.0	0.560 ± 0.341 (0.634) C:82% T:95%	pCi/L	06/16/23 11:51	15262-20-1	
	Pace Analytical Services - Greensburg					
Total Radium	Total Radium Calculation	1.21 ± 0.852 (1.23)	pCi/L	06/21/23 13:17	7440-14-4	

REPORT OF LABORATORY ANALYSIS

This report shall not be reproduced, except in full,
 without the written consent of Pace Analytical Services, LLC.



ANALYTICAL RESULTS - RADIOCHEMISTRY

Project: Harding Street P1R1

Pace Project No.: 50345634

Sample: MW-1D **Lab ID: 50345634002** Collected: 05/23/23 14:25 Received: 05/24/23 09:20 Matrix: Water
 PWS: Site ID: Sample Type:

Parameters	Method	Act ± Unc (MDC) Carr Trac	Units	Analyzed	CAS No.	Qual
	Pace Analytical Services - Greensburg					
Radium-226	EPA 903.1	0.407 ± 0.374 (0.220) C:NA T:93%	pCi/L	06/20/23 16:56	13982-63-3	
	Pace Analytical Services - Greensburg					
Radium-228	EPA 904.0	0.952 ± 0.445 (0.753) C:77% T:89%	pCi/L	06/16/23 11:51	15262-20-1	
	Pace Analytical Services - Greensburg					
Total Radium	Total Radium Calculation	1.36 ± 0.819 (0.973)	pCi/L	06/21/23 13:17	7440-14-4	

REPORT OF LABORATORY ANALYSIS

This report shall not be reproduced, except in full,
 without the written consent of Pace Analytical Services, LLC.



ANALYTICAL RESULTS - RADIOCHEMISTRY

Project: Harding Street P1R1

Pace Project No.: 50345634

Sample: MW-8S **Lab ID: 50345634003** Collected: 05/23/23 10:45 Received: 05/24/23 09:20 Matrix: Water
 PWS: Site ID: Sample Type:

Parameters	Method	Act ± Unc (MDC) Carr Trac	Units	Analyzed	CAS No.	Qual
	Pace Analytical Services - Greensburg					
Radium-226	EPA 903.1	0.0777 ± 0.403 (0.836) C:NA T:84%	pCi/L	06/20/23 16:56	13982-63-3	
	Pace Analytical Services - Greensburg					
Radium-228	EPA 904.0	1.05 ± 0.460 (0.766) C:84% T:86%	pCi/L	06/16/23 11:51	15262-20-1	
	Pace Analytical Services - Greensburg					
Total Radium	Total Radium Calculation	1.13 ± 0.863 (1.60)	pCi/L	06/21/23 13:17	7440-14-4	

REPORT OF LABORATORY ANALYSIS

This report shall not be reproduced, except in full, without the written consent of Pace Analytical Services, LLC.



ANALYTICAL RESULTS - RADIOCHEMISTRY

Project: Harding Street P1R1

Pace Project No.: 50345634

Sample: MW-8D **Lab ID: 50345634004** Collected: 05/23/23 15:50 Received: 05/24/23 09:20 Matrix: Water
 PWS: Site ID: Sample Type:

Parameters	Method	Act ± Unc (MDC) Carr Trac	Units	Analyzed	CAS No.	Qual
	Pace Analytical Services - Greensburg					
Radium-226	EPA 903.1	1.69 ± 0.802 (0.793) C:NA T:91%	pCi/L	06/20/23 16:56	13982-63-3	
	Pace Analytical Services - Greensburg					
Radium-228	EPA 904.0	1.20 ± 0.468 (0.713) C:82% T:91%	pCi/L	06/16/23 15:25	15262-20-1	
	Pace Analytical Services - Greensburg					
Total Radium	Total Radium Calculation	2.89 ± 1.27 (1.51)	pCi/L	06/21/23 13:17	7440-14-4	

REPORT OF LABORATORY ANALYSIS

This report shall not be reproduced, except in full, without the written consent of Pace Analytical Services, LLC.



ANALYTICAL RESULTS - RADIOCHEMISTRY

Project: Harding Street P1R1

Pace Project No.: 50345634

Sample: DUP-2 **Lab ID: 50345634005** Collected: 05/23/23 08:00 Received: 05/24/23 09:20 Matrix: Water
 PWS: Site ID: Sample Type:

Parameters	Method	Act ± Unc (MDC) Carr Trac	Units	Analyzed	CAS No.	Qual
	Pace Analytical Services - Greensburg					
Radium-226	EPA 903.1	0.505 ± 0.470 (0.619) C:NA T:93%	pCi/L	06/20/23 16:56	13982-63-3	
	Pace Analytical Services - Greensburg					
Radium-228	EPA 904.0	0.415 ± 0.344 (0.685) C:83% T:89%	pCi/L	06/16/23 15:26	15262-20-1	
	Pace Analytical Services - Greensburg					
Total Radium	Total Radium Calculation	0.920 ± 0.814 (1.30)	pCi/L	06/21/23 13:17	7440-14-4	

REPORT OF LABORATORY ANALYSIS

This report shall not be reproduced, except in full, without the written consent of Pace Analytical Services, LLC.



QUALITY CONTROL - RADIOCHEMISTRY

Project: Harding Street P1R1

Pace Project No.: 50345634

QC Batch: 592606

Analysis Method: EPA 904.0

QC Batch Method: EPA 904.0

Analysis Description: 904.0 Radium 228

Laboratory: Pace Analytical Services - Greensburg

Associated Lab Samples: 50345634001, 50345634002, 50345634003, 50345634004, 50345634005

METHOD BLANK: 2879376

Matrix: Water

Associated Lab Samples: 50345634001, 50345634002, 50345634003, 50345634004, 50345634005

Parameter	Act ± Unc (MDC) Carr Trac	Units	Analyzed	Qualifiers
Radium-228	0.967 ± 0.438 (0.719) C:85% T:87%	pCi/L	06/16/23 15:24	

Results presented on this page are in the units indicated by the "Units" column except where an alternate unit is presented to the right of the result.

REPORT OF LABORATORY ANALYSIS

This report shall not be reproduced, except in full, without the written consent of Pace Analytical Services, LLC.



QUALITY CONTROL - RADIOCHEMISTRY

Project: Harding Street P1R1

Pace Project No.: 50345634

QC Batch: 592605

Analysis Method: EPA 903.1

QC Batch Method: EPA 903.1

Analysis Description: 903.1 Radium-226

Laboratory: Pace Analytical Services - Greensburg

Associated Lab Samples: 50345634001, 50345634002, 50345634003, 50345634004, 50345634005

METHOD BLANK: 2879375

Matrix: Water

Associated Lab Samples: 50345634001, 50345634002, 50345634003, 50345634004, 50345634005

Parameter	Act ± Unc (MDC) Carr Trac	Units	Analyzed	Qualifiers
Radium-226	0.115 ± 0.276 (0.533) C:NA T:93%	pCi/L	06/20/23 16:56	

Results presented on this page are in the units indicated by the "Units" column except where an alternate unit is presented to the right of the result.

REPORT OF LABORATORY ANALYSIS

This report shall not be reproduced, except in full, without the written consent of Pace Analytical Services, LLC.



QUALIFIERS

Project: Harding Street P1R1

Pace Project No.: 50345634

DEFINITIONS

DF - Dilution Factor, if reported, represents the factor applied to the reported data due to dilution of the sample aliquot.

ND - Not Detected at or above adjusted reporting limit.

TNTC - Too Numerous To Count

J - Estimated concentration above the adjusted method detection limit and below the adjusted reporting limit.

MDL - Adjusted Method Detection Limit.

PQL - Practical Quantitation Limit.

RL - Reporting Limit - The lowest concentration value that meets project requirements for quantitative data with known precision and bias for a specific analyte in a specific matrix.

S - Surrogate

1,2-Diphenylhydrazine decomposes to and cannot be separated from Azobenzene using Method 8270. The result for each analyte is a combined concentration.

Consistent with EPA guidelines, unrounded data are displayed and have been used to calculate % recovery and RPD values.

LCS(D) - Laboratory Control Sample (Duplicate)

MS(D) - Matrix Spike (Duplicate)

DUP - Sample Duplicate

RPD - Relative Percent Difference

NC - Not Calculable.

SG - Silica Gel - Clean-Up

U - Indicates the compound was analyzed for, but not detected.

N-Nitrosodiphenylamine decomposes and cannot be separated from Diphenylamine using Method 8270. The result reported for each analyte is a combined concentration.

Reported results are not rounded until the final step prior to reporting. Therefore, calculated parameters that are typically reported as "Total" may vary slightly from the sum of the reported component parameters.

Act - Activity

Unc - Uncertainty: SDWA = 1.96 sigma count uncertainty, all other matrices = Expanded Uncertainty (95% confidence interval).

Gamma Spec = Expanded Uncertainty (95.4% Confidence Interval)

(MDC) - Minimum Detectable Concentration

Trac - Tracer Recovery (%)

Carr - Carrier Recovery (%)

Pace Analytical is TNI accredited. Contact your Pace PM for the current list of accredited analytes.

TNI - The NELAC Institute.

ANALYTE QUALIFIERS

E Analyte concentration exceeded the calibration range. The reported result is estimated.

H3 Sample was received or analysis requested beyond the recognized method holding time.

M0 Matrix spike recovery and/or matrix spike duplicate recovery was outside laboratory control limits.

M3 Matrix spike recovery was outside laboratory control limits due to matrix interferences.

N2 The lab does not hold NELAC/TNI accreditation for this parameter but other accreditations/certifications may apply. A complete list of accreditations/certifications is available upon request.

P6 Matrix spike recovery was outside laboratory control limits due to a parent sample concentration notably higher than the spike level.

REPORT OF LABORATORY ANALYSIS

This report shall not be reproduced, except in full,
without the written consent of Pace Analytical Services, LLC.



QUALITY CONTROL DATA CROSS REFERENCE TABLE

Project: Harding Street P1R1

Pace Project No.: 50345634

Lab ID	Sample ID	QC Batch Method	QC Batch	Analytical Method	Analytical Batch
50345634001	MW-1S	EPA 9056	736755		
50345634002	MW-1D	EPA 9056	736755		
50345634003	MW-8S	EPA 9056	736755		
50345634004	MW-8D	EPA 9056	736755		
50345634005	DUP-2	EPA 9056	736755		
50345634001	MW-1S	EPA 3010	737042	EPA 6010	738128
50345634002	MW-1D	EPA 3010	737042	EPA 6010	738128
50345634003	MW-8S	EPA 3010	737042	EPA 6010	738128
50345634004	MW-8D	EPA 3010	737042	EPA 6010	738128
50345634005	DUP-2	EPA 3010	737042	EPA 6010	738128
50345634001	MW-1S	EPA 3010	736981	EPA 6010	737675
50345634002	MW-1D	EPA 3010	736981	EPA 6010	737675
50345634003	MW-8S	EPA 3010	736981	EPA 6010	737675
50345634004	MW-8D	EPA 3010	736981	EPA 6010	737675
50345634005	DUP-2	EPA 3010	736981	EPA 6010	737675
50345634001	MW-1S	EPA 200.2	737113	EPA 6020	737503
50345634002	MW-1D	EPA 200.2	737113	EPA 6020	737503
50345634003	MW-8S	EPA 200.2	737113	EPA 6020	737503
50345634004	MW-8D	EPA 200.2	737113	EPA 6020	737503
50345634005	DUP-2	EPA 200.2	737113	EPA 6020	737503
50345634001	MW-1S	EPA 7470	736578	EPA 7470	737096
50345634002	MW-1D	EPA 7470	736578	EPA 7470	737096
50345634003	MW-8S	EPA 7470	736578	EPA 7470	737096
50345634004	MW-8D	EPA 7470	736578	EPA 7470	737096
50345634005	DUP-2	EPA 7470	736578	EPA 7470	737096
50345634001	MW-1S	EPA 903.1	592605		
50345634002	MW-1D	EPA 903.1	592605		
50345634003	MW-8S	EPA 903.1	592605		
50345634004	MW-8D	EPA 903.1	592605		
50345634005	DUP-2	EPA 903.1	592605		
50345634001	MW-1S	EPA 904.0	592606		
50345634002	MW-1D	EPA 904.0	592606		
50345634003	MW-8S	EPA 904.0	592606		
50345634004	MW-8D	EPA 904.0	592606		
50345634005	DUP-2	EPA 904.0	592606		
50345634001	MW-1S	Total Radium Calculation	596578		
50345634002	MW-1D	Total Radium Calculation	596578		
50345634003	MW-8S	Total Radium Calculation	596578		
50345634004	MW-8D	Total Radium Calculation	596578		
50345634005	DUP-2	Total Radium Calculation	596578		
50345634001	MW-1S	SM 2320B	735728		
50345634002	MW-1D	SM 2320B	735728		
50345634003	MW-8S	SM 2320B	735728		
50345634004	MW-8D	SM 2320B	735728		
50345634005	DUP-2	SM 2320B	735728		

REPORT OF LABORATORY ANALYSIS

This report shall not be reproduced, except in full, without the written consent of Pace Analytical Services, LLC.



QUALITY CONTROL DATA CROSS REFERENCE TABLE

Project: Harding Street P1R1

Pace Project No.: 50345634

Lab ID	Sample ID	QC Batch Method	QC Batch	Analytical Method	Analytical Batch
50345634001	MW-1S	SM 2540C	736306		
50345634002	MW-1D	SM 2540C	736306		
50345634003	MW-8S	SM 2540C	736306		
50345634004	MW-8D	SM 2540C	736306		
50345634005	DUP-2	SM 2540C	736306		
50345634001	MW-1S	SM 4500-H+B	737625		
50345634002	MW-1D	SM 4500-H+B	737625		
50345634003	MW-8S	SM 4500-H+B	737625		
50345634004	MW-8D	SM 4500-H+B	737625		
50345634005	DUP-2	SM 4500-H+B	737625		
50345634001	MW-1S	SM 4500-S2-D	735833		
50345634002	MW-1D	SM 4500-S2-D	735833		
50345634003	MW-8S	SM 4500-S2-D	735833		
50345634004	MW-8D	SM 4500-S2-D	735833		
50345634005	DUP-2	SM 4500-S2-D	735833		
50345634001	MW-1S	HACH 8146	736057		
50345634002	MW-1D	HACH 8146	736057		
50345634003	MW-8S	HACH 8146	736057		
50345634004	MW-8D	HACH 8146	736057		
50345634005	DUP-2	HACH 8146	736057		
50345634001	MW-1S	EPA 353.2	735615		
50345634002	MW-1D	EPA 353.2	735619		
50345634003	MW-8S	EPA 353.2	735615		
50345634004	MW-8D	EPA 353.2	735619		
50345634005	DUP-2	EPA 353.2	735615		
50345634001	MW-1S	EPA 365.1	736664	EPA 365.1	737459
50345634002	MW-1D	EPA 365.1	736664	EPA 365.1	737459
50345634003	MW-8S	EPA 365.1	736664	EPA 365.1	737459
50345634004	MW-8D	EPA 365.1	736664	EPA 365.1	737459
50345634005	DUP-2	EPA 365.1	736664	EPA 365.1	737459
50345634001	MW-1S	SM 5310C	737314		
50345634002	MW-1D	SM 5310C	738016		
50345634003	MW-8S	SM 5310C	738016		
50345634004	MW-8D	SM 5310C	738016		
50345634005	DUP-2	SM 5310C	738016		
50345634001	MW-1S	SM 5310C	737849		
50345634002	MW-1D	SM 5310C	737849		
50345634003	MW-8S	SM 5310C	737849		
50345634004	MW-8D	SM 5310C	737849		
50345634005	DUP-2	SM 5310C	737849		

REPORT OF LABORATORY ANALYSIS

This report shall not be reproduced, except in full, without the written consent of Pace Analytical Services, LLC.

SAMPLE CONDITION UPON RECEIPT FORM

Pace

DMP 5/24/23 0927

Date/Time and Initials of person examining contents:

1. Courier: FED EX UPS CLIENT PACE USPS OTHER

2. Custody Seal on Cooler/Box Present: Yes No

(If yes) Seals Intact: Yes No (leave blank if no seals were present)

3. Thermometer: 1 2 3 4 5 6 A B C D E F #3 Therm
 2.4/2.4°C 1.3/1.3°C 4.0/3.7°C

4. Cooler Temperature(s): (Initial/Corrected) RECORD TEMPS OF ALL COOLERS RECEIVED (use Comments below to add more)

5. Packing Material: Bubble Wrap Bubble Bags None Other *Plastic*

6. Ice Type: Wet Blue None

7. If temp. is over 6°C or under 0°C, was the PM notified?: Yes No
 Cooler temp should be above freezing to 6°C

All discrepancies will be written out in the comments section below.

	Yes	No		Yes	No	N/A
USDA Regulated Soils? (HI, ID, NY, WA, OR, CA, NM, TX, OK, AR, LA, TN, AL, MS, NC, SC, GA, FL, or Puerto Rico)		<input checked="" type="checkbox"/>	All containers needing acid/base preservation have been pH CHECKED?: Exceptions: VOA, coliform, LLHg, O&G, RAD CHEM, and any container with a septum cap or preserved with HCl.	<input checked="" type="checkbox"/>		
Short Hold Time Analysis (48 hours or less)? Analysis: <i>NO3</i>	<input checked="" type="checkbox"/>		Circle: HNO3 (<2) H2SO4 (<2) NaOH (>10) NaOH/ZnAc (>9) Any non-conformance to pH recommendations will be noted on the container count form	<input checked="" type="checkbox"/>		
Time 5035A TC placed in Freezer or Short Holds To Lab Time: <i>10:45</i>			Residual Chlorine Check (SVOC 625 Pest/PCB 608)	<u>Present</u>	<u>Absent</u>	<u>N/A</u>
Rush TAT Requested (4 days or less):	<input checked="" type="checkbox"/>	<input checked="" type="checkbox"/>	Residual Chlorine Check (Total/Amenable/Free Cyanide)			<input checked="" type="checkbox"/>
Custody Signatures Present?	<input checked="" type="checkbox"/>		Headspace Wisconsin Sulfide?			<input checked="" type="checkbox"/>
Containers Intact?:	<input checked="" type="checkbox"/>		Headspace in VOA Vials (>6mm): See Container Count form for details	<u>Present</u>	<u>Absent</u>	<u>No VOA Vials Sent</u>
Sample Label (IDs/Dates/Times) Match COC?: Except TCs, which only require sample ID	<input checked="" type="checkbox"/>		Trip Blank Present?		<input checked="" type="checkbox"/>	
Extra labels on Terracore Vials? (soils only)		<i>N/A</i>	Trip Blank Custody Seals?:			<input checked="" type="checkbox"/>

COMMENTS:



August 01, 2023

Mr. Mark Breting
ATC Group Services
7988 Centerpoint Drive
Suite 100
Indianapolis, IN 46256

RE: Project: Harding Street P1R3
Pace Project No.: 50345636

Dear Mr. Breting:

Enclosed are the analytical results for sample(s) received by the laboratory on May 24, 2023. The results relate only to the samples included in this report. Results reported herein conform to the applicable TNI/NELAC Standards and the laboratory's Quality Manual, where applicable, unless otherwise noted in the body of the report.

The test results provided in this final report were generated by each of the following laboratories within the Pace Network:

- Pace Analytical Services - Indianapolis
- Pace Analytical Services - Greensburg

If you have any questions concerning this report, please feel free to contact me.

Sincerely,

Will Statz
will.statz@pacelabs.com
(317)228-3105
Project Manager

Enclosures

cc: Mohammed Bazlamit, Atlas
Mr. Robert Miller, Haley & Aldrich



REPORT OF LABORATORY ANALYSIS

This report shall not be reproduced, except in full,
without the written consent of Pace Analytical Services, LLC.



CERTIFICATIONS

Project: Harding Street P1R3

Pace Project No.: 50345636

Pace Analytical Services Pennsylvania

1638 Roseytown Rd Suites 2,3&4, Greensburg, PA 15601

ANAB DOD-ELAP Rad Accreditation #: L2417

ANABISO/IEC 17025:2017 Rad Cert#: L24170

Alabama Certification #: 41590

Arizona Certification #: AZ0734

Arkansas Certification

California Certification #: 2950

Colorado Certification #: PA01547

Connecticut Certification #: PH-0694

EPA Region 4 DW Rad

Florida/TNI Certification #: E87683

Georgia Certification #: C040

Guam Certification

Hawaii Certification

Idaho Certification

Illinois Certification

Indiana Certification

Iowa Certification #: 391

Kansas Certification #: E-10358

Kentucky Certification #: KY90133

KY WW Permit #: KY0098221

KY WW Permit #: KY0000221

Louisiana DHH/TNI Certification #: LA010

Louisiana DEQ/TNI Certification #: 04086

Maine Certification #: 2023021

Maryland Certification #: 308

Massachusetts Certification #: M-PA1457

Michigan/PADEP Certification #: 9991

Missouri Certification #: 235

Montana Certification #: Cert0082

Nebraska Certification #: NE-OS-29-14

Nevada Certification #: PA014572023-03

New Hampshire/TNI Certification #: 297622

New Jersey/TNI Certification #: PA051

New Mexico Certification #: PA01457

New York/TNI Certification #: 10888

North Carolina Certification #: 42706

North Dakota Certification #: R-190

Ohio EPA Rad Approval: #41249

Oregon/TNI Certification #: PA200002-015

Pennsylvania/TNI Certification #: 65-00282

Puerto Rico Certification #: PA01457

Rhode Island Certification #: 65-00282

South Dakota Certification

Tennessee Certification #: TN02867

Texas/TNI Certification #: T104704188-22-18

Utah/TNI Certification #: PA014572223-14

USDA Soil Permit #: 525-23-67-77263

Vermont Dept. of Health: ID# VT-0282

Virgin Island/PADEP Certification

Virginia/VELAP Certification #: 460198

Washington Certification #: C868

West Virginia DEP Certification #: 143

West Virginia DHHR Certification #: 9964C

Wisconsin Approve List for Rad

Pace Analytical Services Indianapolis

7726 Moller Road, Indianapolis, IN 46268

Illinois Accreditation #: 200074

Indiana Drinking Water Laboratory #: C-49-06

Kansas/TNI Certification #: E-10177

Kentucky UST Agency Interest #: 80226

Kentucky WW Laboratory ID #: 98019

Michigan Drinking Water Laboratory #9050

Ohio VAP Certified Laboratory #: CL0065

Oklahoma Laboratory #: 9204

Texas Certification #: T104704355

Wisconsin Laboratory #: 999788130

USDA Foreign Soil Permit #: 525-23-13-23119

USDA Compliance Agreement #: IN-SL-22-001

REPORT OF LABORATORY ANALYSIS

This report shall not be reproduced, except in full,
without the written consent of Pace Analytical Services, LLC.



SAMPLE SUMMARY

Project: Harding Street P1R3
Pace Project No.: 50345636

Lab ID	Sample ID	Matrix	Date Collected	Date Received
50345636001	Field Blank 3	Water	05/23/23 16:10	05/24/23 09:20

REPORT OF LABORATORY ANALYSIS

This report shall not be reproduced, except in full,
without the written consent of Pace Analytical Services, LLC.



SAMPLE ANALYTE COUNT

Project: Harding Street P1R3

Pace Project No.: 50345636

Lab ID	Sample ID	Method	Analysts	Analytes Reported	Laboratory
50345636001	Field Blank 3	EPA 9056	ADM	3	PASI-I
		EPA 6010	JPK	14	PASI-I
		EPA 6020	CAW	7	PASI-I
		EPA 7470	EAE	1	PASI-I
		EPA 903.1	CLM	1	PASI-PA
		EPA 904.0	VAL	1	PASI-PA
		Total Radium Calculation	JAL	1	PASI-PA
		SM 2320B	DAW	3	PASI-I
		SM 2540C	AEL	1	PASI-I
		SM 4500-H+B	LHZ	1	PASI-I
		SM 4500-S2-D	STS	1	PASI-I
		HACH 8146	BEP	1	PASI-I
		EPA 353.2	ZM	2	PASI-I
		EPA 365.1	YAM	1	PASI-I
		SM 5310C	MMS	1	PASI-I

PASI-I = Pace Analytical Services - Indianapolis
PASI-PA = Pace Analytical Services - Greensburg

REPORT OF LABORATORY ANALYSIS

This report shall not be reproduced, except in full,
without the written consent of Pace Analytical Services, LLC.



SUMMARY OF DETECTION

Project: Harding Street P1R3

Pace Project No.: 50345636

Lab Sample ID Method	Client Sample ID Parameters	Result	Units	Report Limit	Analyzed	Qualifiers
50345636001	Field Blank 3					
EPA 903.1	Radium-226	0.235 ± 0.594 (1.10) C:NA T:93%	pCi/L		06/20/23 13:38	
EPA 904.0	Radium-228	0.480 ± 0.413 (0.839) C:81% T:85%	pCi/L		06/15/23 15:48	
Total Radium Calculation	Total Radium	0.715 ± 1.01 (1.94)	pCi/L		06/20/23 16:38	
SM 4500-H+B	pH at 25 Degrees C	7.8	Std. Units	0.10	06/05/23 15:30	H3

REPORT OF LABORATORY ANALYSIS

This report shall not be reproduced, except in full,
without the written consent of Pace Analytical Services, LLC.



ANALYTICAL RESULTS

Project: Harding Street P1R3

Pace Project No.: 50345636

Sample: Field Blank 3 **Lab ID: 50345636001** Collected: 05/23/23 16:10 Received: 05/24/23 09:20 Matrix: Water

Parameters	Results	Units	Report Limit	MDL	DF	Prepared	Analyzed	CAS No.	Qual
9056 IC Anions									
Analytical Method: EPA 9056									
Pace Analytical Services - Indianapolis									
Chloride	ND	mg/L	0.25	0.067	1		06/06/23 06:44	16887-00-6	
Fluoride	ND	mg/L	0.10	0.017	1		06/06/23 06:44	16984-48-8	
Sulfate	ND	mg/L	0.25	0.085	1		06/06/23 06:44	14808-79-8	
6010 MET ICP									
Analytical Method: EPA 6010 Preparation Method: EPA 3010									
Pace Analytical Services - Indianapolis									
Aluminum	ND	ug/L	200	55.4	1	06/06/23 09:01	06/08/23 01:42	7429-90-5	
Barium	ND	ug/L	10.0	2.1	1	06/06/23 09:01	06/08/23 01:42	7440-39-3	
Boron	ND	ug/L	100	37.6	1	06/06/23 09:01	06/08/23 01:42	7440-42-8	
Cadmium	ND	ug/L	2.0	0.66	1	06/06/23 09:01	06/08/23 01:42	7440-43-9	
Calcium	ND	ug/L	1000	163	1	06/06/23 09:01	06/08/23 01:42	7440-70-2	
Iron	ND	ug/L	100	48.8	1	06/06/23 09:01	06/08/23 01:42	7439-89-6	
Lead	ND	ug/L	10.0	2.6	1	06/06/23 09:01	06/08/23 01:42	7439-92-1	
Lithium	ND	ug/L	20.0	6.2	1	06/06/23 09:01	06/08/23 01:42	7439-93-2	
Magnesium	ND	ug/L	1000	71.8	1	06/06/23 09:01	06/08/23 01:42	7439-95-4	
Manganese	ND	ug/L	10.0	2.5	1	06/06/23 09:01	06/08/23 01:42	7439-96-5	
Molybdenum	ND	ug/L	10.0	3.7	1	06/06/23 09:01	06/08/23 01:42	7439-98-7	
Potassium	ND	ug/L	1000	281	1	06/06/23 09:01	06/08/23 01:42	7440-09-7	
Silica	ND	ug/L	450		1	06/06/23 09:01	06/08/23 01:42	7631-86-9	N2
Sodium	ND	ug/L	1000	214	1	06/06/23 09:01	06/08/23 01:42	7440-23-5	
6020 MET ICPMS									
Analytical Method: EPA 6020 Preparation Method: EPA 200.2									
Pace Analytical Services - Indianapolis									
Antimony	ND	ug/L	1.0	0.036	1	06/04/23 16:45	06/05/23 22:43	7440-36-0	
Arsenic	ND	ug/L	1.0	0.053	1	06/04/23 16:45	06/05/23 22:43	7440-38-2	
Beryllium	ND	ug/L	0.20	0.028	1	06/04/23 16:45	06/05/23 22:43	7440-41-7	
Chromium	ND	ug/L	10.0	0.13	1	06/04/23 16:45	06/05/23 22:43	7440-47-3	
Cobalt	ND	ug/L	1.0	0.032	1	06/04/23 16:45	06/05/23 22:43	7440-48-4	
Selenium	ND	ug/L	1.0	0.23	1	06/04/23 16:45	06/05/23 22:43	7782-49-2	
Thallium	ND	ug/L	1.0	0.033	1	06/04/23 16:45	06/05/23 22:43	7440-28-0	
7470 Mercury									
Analytical Method: EPA 7470 Preparation Method: EPA 7470									
Pace Analytical Services - Indianapolis									
Mercury	ND	ug/L	0.20	0.091	1	05/31/23 17:05	06/01/23 18:25	7439-97-6	
2320B Alkalinity									
Analytical Method: SM 2320B									
Pace Analytical Services - Indianapolis									
Alkalinity, Total as CaCO3	ND	mg/L	10.0	10.0	1		05/25/23 21:47		
Alkalinity,Bicarbonate (CaCO3)	ND	mg/L	10.0	10.0	1		05/25/23 21:47		
Alkalinity,Carbonate (CaCO3)	ND	mg/L	10.0	10.0	1		05/25/23 21:47		
2540C Total Dissolved Solids									
Analytical Method: SM 2540C									
Pace Analytical Services - Indianapolis									
Total Dissolved Solids	ND	mg/L	10.0	10.0	1		05/28/23 08:47		PL

REPORT OF LABORATORY ANALYSIS

This report shall not be reproduced, except in full,
without the written consent of Pace Analytical Services, LLC.



ANALYTICAL RESULTS

Project: Harding Street P1R3

Pace Project No.: 50345636

Sample: Field Blank 3		Lab ID: 50345636001		Collected: 05/23/23 16:10	Received: 05/24/23 09:20	Matrix: Water			
Parameters	Results	Units	Report Limit	MDL	DF	Prepared	Analyzed	CAS No.	Qual
4500H+ pH, Electrometric		Analytical Method: SM 4500-H+B Pace Analytical Services - Indianapolis							
pH at 25 Degrees C	7.8	Std. Units	0.10	0.10	1		06/05/23 15:30		H3
4500S2D Sulfide Water		Analytical Method: SM 4500-S2-D Pace Analytical Services - Indianapolis							
Sulfide	ND	mg/L	0.10	0.025	1		05/25/23 12:39	18496-25-8	
Iron, Ferrous		Analytical Method: HACH 8146 Pace Analytical Services - Indianapolis							
Iron, Ferrous	ND	mg/L	0.20	0.035	1		05/26/23 11:58	15438-31-0	H3,N2
353.2 Nitrogen, NO2/NO3 unpres		Analytical Method: EPA 353.2 Pace Analytical Services - Indianapolis							
Nitrogen, Nitrate	ND	mg/L	0.10	0.011	1		05/24/23 17:02	14797-55-8	
Nitrogen, Nitrite	ND	mg/L	0.10	0.0040	1		05/24/23 17:02	14797-65-0	
365.1 Total Phosphorus		Analytical Method: EPA 365.1 Preparation Method: EPA 365.1 Pace Analytical Services - Indianapolis							
Phosphate as P04	ND	mg/L	0.15	0.15	1	06/01/23 10:30	06/04/23 11:01		
5310C TOC		Analytical Method: SM 5310C Pace Analytical Services - Indianapolis							
Total Organic Carbon	ND	mg/L	1.0	0.24	1		06/08/23 02:32	7440-44-0	

REPORT OF LABORATORY ANALYSIS

This report shall not be reproduced, except in full,
without the written consent of Pace Analytical Services, LLC.



QUALITY CONTROL DATA

Project: Harding Street P1R3

Pace Project No.: 50345636

QC Batch:	736755	Analysis Method:	EPA 9056
QC Batch Method:	EPA 9056	Analysis Description:	9056 IC Anions
		Laboratory:	Pace Analytical Services - Indianapolis

Associated Lab Samples: 50345636001

METHOD BLANK: 3380295 Matrix: Water

Associated Lab Samples: 50345636001

Parameter	Units	Blank Result	Reporting Limit	MDL	Analyzed	Qualifiers
Chloride	mg/L	ND	0.25	0.067	06/05/23 21:48	
Fluoride	mg/L	ND	0.10	0.017	06/05/23 21:48	
Sulfate	mg/L	ND	0.25	0.085	06/05/23 21:48	

LABORATORY CONTROL SAMPLE: 3380296

Parameter	Units	Spike Conc.	LCS Result	LCS % Rec	% Rec Limits	Qualifiers
Chloride	mg/L	2.5	2.3	92	80-120	
Fluoride	mg/L	1	1.0	100	80-120	
Sulfate	mg/L	5	4.6	92	80-120	

MATRIX SPIKE & MATRIX SPIKE DUPLICATE: 3380297 3380298

Parameter	Units	50345630007		3380297		3380298		% Rec	% Rec	% Rec Limits	RPD	Max RPD	Qual
		MS Result	MSD Result	MS Spike Conc.	MSD Spike Conc.	MS Result	MSD Result						
Chloride	mg/L	11.9	25	25	34.7	34.7	91	91	80-120	0	15		
Fluoride	mg/L	0.77	1	1	1.8	1.8	101	101	80-120	0	15		
Sulfate	mg/L	5.5	5	5	10.1	10.1	91	91	80-120	0	15		

Results presented on this page are in the units indicated by the "Units" column except where an alternate unit is presented to the right of the result.

REPORT OF LABORATORY ANALYSIS

This report shall not be reproduced, except in full, without the written consent of Pace Analytical Services, LLC.



QUALITY CONTROL DATA

Project: Harding Street P1R3

Pace Project No.: 50345636

QC Batch: 736719

Analysis Method: EPA 7470

QC Batch Method: EPA 7470

Analysis Description: 7470 Mercury

Laboratory: Pace Analytical Services - Indianapolis

Associated Lab Samples: 50345636001

METHOD BLANK: 3380154

Matrix: Water

Associated Lab Samples: 50345636001

Parameter	Units	Blank Result	Reporting Limit	MDL	Analyzed	Qualifiers
Mercury	ug/L	ND	0.20	0.091	06/01/23 17:59	

LABORATORY CONTROL SAMPLE: 3380155

Parameter	Units	Spike Conc.	LCS Result	LCS % Rec	% Rec Limits	Qualifiers
Mercury	ug/L	5	5.3	106	80-120	

MATRIX SPIKE & MATRIX SPIKE DUPLICATE: 3380156 3380157

Parameter	Units	3380156		3380157		MS % Rec	MSD % Rec	% Rec Limits	RPD	Max RPD	Qual
		50345179003 Result	MS Spike Conc.	MSD Spike Conc.	MS Result						
Mercury	ug/L	ND	5	5	5.3	5.1	106	102	75-125	4	20

Results presented on this page are in the units indicated by the "Units" column except where an alternate unit is presented to the right of the result.

REPORT OF LABORATORY ANALYSIS

This report shall not be reproduced, except in full, without the written consent of Pace Analytical Services, LLC.



QUALITY CONTROL DATA

Project: Harding Street P1R3

Pace Project No.: 50345636

QC Batch:	737042	Analysis Method:	EPA 6010
QC Batch Method:	EPA 3010	Analysis Description:	6010 MET
		Laboratory:	Pace Analytical Services - Indianapolis

Associated Lab Samples: 50345636001

METHOD BLANK: 3381651 Matrix: Water

Associated Lab Samples: 50345636001

Parameter	Units	Blank Result	Reporting Limit	MDL	Analyzed	Qualifiers
Aluminum	ug/L	ND	200	55.4	06/08/23 01:40	
Barium	ug/L	ND	10.0	2.1	06/08/23 01:40	
Boron	ug/L	ND	100	37.6	06/08/23 01:40	
Cadmium	ug/L	ND	2.0	0.66	06/08/23 01:40	
Calcium	ug/L	ND	1000	163	06/08/23 01:40	
Iron	ug/L	ND	100	48.8	06/08/23 01:40	
Lead	ug/L	ND	10.0	2.6	06/08/23 01:40	
Lithium	ug/L	ND	20.0	6.2	06/08/23 01:40	
Magnesium	ug/L	ND	1000	71.8	06/08/23 01:40	
Manganese	ug/L	ND	10.0	2.5	06/08/23 01:40	
Molybdenum	ug/L	ND	10.0	3.7	06/08/23 01:40	
Potassium	ug/L	ND	1000	281	06/08/23 01:40	
Silica	ug/L	ND	450		06/08/23 01:40	N2
Sodium	ug/L	ND	1000	214	06/08/23 01:40	

LABORATORY CONTROL SAMPLE: 3381652

Parameter	Units	Spike Conc.	LCS Result	LCS % Rec	% Rec Limits	Qualifiers
Aluminum	ug/L	5000	4950	99	80-120	
Barium	ug/L	1000	1050	105	80-120	
Boron	ug/L	1000	1020	102	80-120	
Cadmium	ug/L	1000	1030	103	80-120	
Calcium	ug/L	5000	5160	103	80-120	
Iron	ug/L	2500	2610	104	80-120	
Lead	ug/L	1000	995	99	80-120	
Lithium	ug/L	1000	1030	103	80-120	
Magnesium	ug/L	5000	5100	102	80-120	
Manganese	ug/L	1000	1030	103	80-120	
Molybdenum	ug/L	1000	1050	105	80-120	
Potassium	ug/L	5000	4980	100	80-120	
Silica	ug/L	5350	5700	107	80-120	N2
Sodium	ug/L	5000	5220	104	80-120	

Results presented on this page are in the units indicated by the "Units" column except where an alternate unit is presented to the right of the result.

REPORT OF LABORATORY ANALYSIS

This report shall not be reproduced, except in full, without the written consent of Pace Analytical Services, LLC.



QUALITY CONTROL DATA

Project: Harding Street P1R3

Pace Project No.: 50345636

Parameter	Units	50345644005		3381653		3381654		% Rec	% Rec	% Rec	Limits	RPD	Max RPD	Qual
		Result	MS Spike Conc.	MSD Spike Conc.	MS Result	MSD Result	MS % Rec							
Aluminum	ug/L	2.6 mg/L	5000	5000	9980	9880	147	145	75-125	1	20	M3		
Barium	ug/L	0.058 mg/L	1000	1000	1100	1100	104	104	75-125	0	20			
Boron	ug/L	ND	1000	1000	1110	1110	103	103	75-125	0	20			
Cadmium	ug/L	ND	1000	1000	1040	1030	103	103	75-125	0	20			
Calcium	ug/L	260 mg/L	5000	5000	262000	258000	26	-42	75-125	1	20	E,P6		
Iron	ug/L	2.6 mg/L	2500	2500	4830	4780	87	85	75-125	1	20			
Lead	ug/L	ND	1000	1000	943	939	94	94	75-125	0	20			
Lithium	ug/L	0.025 mg/L	1000	1000	1090	1080	106	106	75-125	1	20			
Magnesium	ug/L	114 mg/L	5000	5000	118000	117000	78	50	75-125	1	20	P6		
Manganese	ug/L	0.10 mg/L	1000	1000	1080	1080	98	98	75-125	0	20			
Molybdenum	ug/L	ND	1000	1000	1050	1040	105	104	75-125	1	20			
Potassium	ug/L	4.7 mg/L	5000	5000	10300	10200	111	109	75-125	1	20			
Silica	ug/L	18.3 mg/L	5350	5350	30800	30400	235	227	75-125	1	20	N2		
Sodium	ug/L	29.6 mg/L	5000	5000	34700	34200	102	94	75-125	1	20			

Results presented on this page are in the units indicated by the "Units" column except where an alternate unit is presented to the right of the result.

REPORT OF LABORATORY ANALYSIS

This report shall not be reproduced, except in full, without the written consent of Pace Analytical Services, LLC.



QUALITY CONTROL DATA

Project: Harding Street P1R3

Pace Project No.: 50345636

QC Batch: 737113

Analysis Method: EPA 6020

QC Batch Method: EPA 200.2

Analysis Description: 6020 MET

Laboratory: Pace Analytical Services - Indianapolis

Associated Lab Samples: 50345636001

METHOD BLANK: 3381966

Matrix: Water

Associated Lab Samples: 50345636001

Parameter	Units	Blank Result	Reporting Limit	MDL	Analyzed	Qualifiers
Antimony	ug/L	ND	1.0	0.036	06/05/23 22:37	
Arsenic	ug/L	ND	1.0	0.053	06/05/23 22:37	
Beryllium	ug/L	ND	0.20	0.028	06/05/23 22:37	
Chromium	ug/L	ND	10.0	0.13	06/05/23 22:37	
Cobalt	ug/L	ND	1.0	0.032	06/05/23 22:37	
Selenium	ug/L	ND	1.0	0.23	06/05/23 22:37	
Thallium	ug/L	ND	1.0	0.033	06/05/23 22:37	

LABORATORY CONTROL SAMPLE: 3381967

Parameter	Units	Spike Conc.	LCS Result	LCS % Rec	% Rec Limits	Qualifiers
Antimony	ug/L	40	41.1	103	80-120	
Arsenic	ug/L	40	39.4	99	80-120	
Beryllium	ug/L	40	38.7	97	80-120	
Chromium	ug/L	40	39.7	99	80-120	
Cobalt	ug/L	40	41.4	103	80-120	
Selenium	ug/L	40	40.1	100	80-120	
Thallium	ug/L	40	40.7	102	80-120	

MATRIX SPIKE & MATRIX SPIKE DUPLICATE: 3381968 3381969

Parameter	Units	50345644005		3381969		MS % Rec	MSD % Rec	% Rec Limits	RPD	Max RPD	Qual
		MS Spike Conc.	MSD Spike Conc.	MS Result	MSD Result						
Antimony	ug/L	ND	40	34.5	34.4	86	86	75-125	0	20	
Arsenic	ug/L	1.6	40	38.4	37.7	92	90	75-125	2	20	
Beryllium	ug/L	ND	40	38.2	37.5	95	93	75-125	2	20	
Chromium	ug/L	4.3	40	43.7	43.8	99	99	75-125	0	20	
Cobalt	ug/L	1.5	40	39.1	38.8	94	93	75-125	1	20	
Selenium	ug/L	ND	40	38.1	37.7	94	93	75-125	1	20	
Thallium	ug/L	ND	40	42.1	41.7	105	104	75-125	1	20	

Results presented on this page are in the units indicated by the "Units" column except where an alternate unit is presented to the right of the result.

REPORT OF LABORATORY ANALYSIS

This report shall not be reproduced, except in full, without the written consent of Pace Analytical Services, LLC.



QUALITY CONTROL DATA

Project: Harding Street P1R3

Pace Project No.: 50345636

QC Batch: 735968

Analysis Method: SM 2320B

QC Batch Method: SM 2320B

Analysis Description: 2320B Alkalinity

Laboratory: Pace Analytical Services - Indianapolis

Associated Lab Samples: 50345636001

METHOD BLANK: 3377096

Matrix: Water

Associated Lab Samples: 50345636001

Parameter	Units	Blank Result	Reporting Limit	MDL	Analyzed	Qualifiers
Alkalinity, Total as CaCO3	mg/L	ND	10.0	10.0	05/25/23 21:47	
Alkalinity,Bicarbonate (CaCO3)	mg/L	ND	10.0	10.0	05/25/23 21:47	
Alkalinity,Carbonate (CaCO3)	mg/L	ND	10.0	10.0	05/25/23 21:47	

LABORATORY CONTROL SAMPLE: 3377097

Parameter	Units	Spike Conc.	LCS Result	LCS % Rec	% Rec Limits	Qualifiers
Alkalinity, Total as CaCO3	mg/L	50	52.0	104	90-110	

SAMPLE DUPLICATE: 3377098

Parameter	Units	50345371008 Result	Dup Result	RPD	Max RPD	Qualifiers
Alkalinity, Total as CaCO3	mg/L	299	303	2	20	

SAMPLE DUPLICATE: 3377099

Parameter	Units	50345644005 Result	Dup Result	RPD	Max RPD	Qualifiers
Alkalinity, Total as CaCO3	mg/L	372	378	2	20	
Alkalinity,Bicarbonate (CaCO3)	mg/L	372	378	2	20	
Alkalinity,Carbonate (CaCO3)	mg/L	ND	ND		20	

Results presented on this page are in the units indicated by the "Units" column except where an alternate unit is presented to the right of the result.

REPORT OF LABORATORY ANALYSIS

This report shall not be reproduced, except in full, without the written consent of Pace Analytical Services, LLC.



QUALITY CONTROL DATA

Project: Harding Street P1R3

Pace Project No.: 50345636

QC Batch: 736306

Analysis Method: SM 2540C

QC Batch Method: SM 2540C

Analysis Description: 2540C Total Dissolved Solids

Laboratory: Pace Analytical Services - Indianapolis

Associated Lab Samples: 50345636001

METHOD BLANK: 3378942

Matrix: Water

Associated Lab Samples: 50345636001

Parameter	Units	Blank Result	Reporting Limit	MDL	Analyzed	Qualifiers
Total Dissolved Solids	mg/L	ND	10.0	10.0	05/28/23 08:41	

LABORATORY CONTROL SAMPLE: 3378943

Parameter	Units	Spike Conc.	LCS Result	LCS % Rec	% Rec Limits	Qualifiers
Total Dissolved Solids	mg/L	300	288	96	80-120	

SAMPLE DUPLICATE: 3378944

Parameter	Units	50345630003 Result	Dup Result	RPD	Max RPD	Qualifiers
Total Dissolved Solids	mg/L	392	410	4	10	

SAMPLE DUPLICATE: 3378945

Parameter	Units	50345630007 Result	Dup Result	RPD	Max RPD	Qualifiers
Total Dissolved Solids	mg/L	422	417	1	10	

Results presented on this page are in the units indicated by the "Units" column except where an alternate unit is presented to the right of the result.

REPORT OF LABORATORY ANALYSIS

This report shall not be reproduced, except in full, without the written consent of Pace Analytical Services, LLC.



QUALITY CONTROL DATA

Project: Harding Street P1R3

Pace Project No.: 50345636

QC Batch: 737625

Analysis Method: SM 4500-H+B

QC Batch Method: SM 4500-H+B

Analysis Description: 4500H+B pH

Laboratory: Pace Analytical Services - Indianapolis

Associated Lab Samples: 50345636001

SAMPLE DUPLICATE: 3384082

Parameter	Units	50345615003 Result	Dup Result	RPD	Max RPD	Qualifiers
pH at 25 Degrees C	Std. Units	7.3	7.2	0	2	H3

SAMPLE DUPLICATE: 3384083

Parameter	Units	50345644005 Result	Dup Result	RPD	Max RPD	Qualifiers
pH at 25 Degrees C	Std. Units	7.3	7.3	0	2	H3

Results presented on this page are in the units indicated by the "Units" column except where an alternate unit is presented to the right of the result.

REPORT OF LABORATORY ANALYSIS

This report shall not be reproduced, except in full,
without the written consent of Pace Analytical Services, LLC.



QUALITY CONTROL DATA

Project: Harding Street P1R3

Pace Project No.: 50345636

QC Batch: 735833

Analysis Method: SM 4500-S2-D

QC Batch Method: SM 4500-S2-D

Analysis Description: 4500S2D Sulfide Water

Laboratory: Pace Analytical Services - Indianapolis

Associated Lab Samples: 50345636001

METHOD BLANK: 3376390

Matrix: Water

Associated Lab Samples: 50345636001

Parameter	Units	Blank Result	Reporting Limit	MDL	Analyzed	Qualifiers
Sulfide	mg/L	ND	0.10	0.025	05/25/23 12:39	

LABORATORY CONTROL SAMPLE: 3376391

Parameter	Units	Spike Conc.	LCS Result	LCS % Rec	% Rec Limits	Qualifiers
Sulfide	mg/L	0.5	0.51	103	90-110	

MATRIX SPIKE & MATRIX SPIKE DUPLICATE: 3376392 3376393

Parameter	Units	50345586002		3376393		MS % Rec	MSD % Rec	% Rec Limits	RPD	Max RPD	Qual
		MS Spike Conc.	MSD Spike Conc.	MS Result	MSD Result						
Sulfide	mg/L	ND	0.5	0.5	0.48	0.47	90	88	90-110	2	20 M0

MATRIX SPIKE SAMPLE: 3376394

Parameter	Units	50345634003 Result	Spike Conc.	MS Result	MS % Rec	% Rec Limits	Qualifiers
Sulfide	mg/L	ND	0.5	0.45	90	90-110	

Results presented on this page are in the units indicated by the "Units" column except where an alternate unit is presented to the right of the result.

REPORT OF LABORATORY ANALYSIS

This report shall not be reproduced, except in full, without the written consent of Pace Analytical Services, LLC.



QUALITY CONTROL DATA

Project: Harding Street P1R3

Pace Project No.: 50345636

QC Batch: 736057

Analysis Method: HACH 8146

QC Batch Method: HACH 8146

Analysis Description: Iron, Ferrous

Laboratory: Pace Analytical Services - Indianapolis

Associated Lab Samples: 50345636001

METHOD BLANK: 3377603

Matrix: Water

Associated Lab Samples: 50345636001

Parameter	Units	Blank Result	Reporting Limit	MDL	Analyzed	Qualifiers
Iron, Ferrous	mg/L	ND	0.20	0.035	05/26/23 11:55	H3,N2

LABORATORY CONTROL SAMPLE: 3377604

Parameter	Units	Spike Conc.	LCS Result	LCS % Rec	% Rec Limits	Qualifiers
Iron, Ferrous	mg/L	1	0.99	99	90-110	H3,N2

MATRIX SPIKE & MATRIX SPIKE DUPLICATE: 3377605 3377606

Parameter	Units	50345634001		3377606		MS % Rec	MSD % Rec	% Rec Limits	RPD	Max RPD	Qual	
		MS Spike Conc.	MSD Spike Conc.	MS Result	MSD Result							
Iron, Ferrous	mg/L	0.54	1	1	1.6	1.6	102	109	90-110	5	20	H3,N2

MATRIX SPIKE SAMPLE: 3377607

Parameter	Units	50345733001 Result	Spike Conc.	MS Result	MS % Rec	% Rec Limits	Qualifiers
Iron, Ferrous	mg/L	ND	1	1.1	109	90-110	H3,N2

Results presented on this page are in the units indicated by the "Units" column except where an alternate unit is presented to the right of the result.

REPORT OF LABORATORY ANALYSIS

This report shall not be reproduced, except in full, without the written consent of Pace Analytical Services, LLC.



QUALITY CONTROL DATA

Project: Harding Street P1R3

Pace Project No.: 50345636

QC Batch:	735619	Analysis Method:	EPA 353.2
QC Batch Method:	EPA 353.2	Analysis Description:	353.2 Nitrate + Nitrite, Unpres.
		Laboratory:	Pace Analytical Services - Indianapolis

Associated Lab Samples: 50345636001

METHOD BLANK: 3375411 Matrix: Water

Associated Lab Samples: 50345636001

Parameter	Units	Blank Result	Reporting Limit	MDL	Analyzed	Qualifiers
Nitrogen, Nitrate	mg/L	ND	0.10	0.011	05/24/23 16:43	
Nitrogen, Nitrite	mg/L	ND	0.10	0.0040	05/24/23 16:43	

LABORATORY CONTROL SAMPLE: 3375412

Parameter	Units	Spike Conc.	LCS Result	LCS % Rec	% Rec Limits	Qualifiers
Nitrogen, Nitrate	mg/L	1	0.91	91	90-110	
Nitrogen, Nitrite	mg/L	1	0.96	96	90-110	

MATRIX SPIKE & MATRIX SPIKE DUPLICATE: 3375413 3375414

Parameter	Units	50345645003 Result	MS Spike Conc.	MSD Spike Conc.	MS Result	MSD Result	MS % Rec	MSD % Rec	% Rec Limits	RPD	Max RPD	Qual
Nitrogen, Nitrate	mg/L	ND	1	1	0.94	0.95	92	93	90-110	1	20	
Nitrogen, Nitrite	mg/L	ND	1	1	0.98	0.99	98	99	90-110	1	20	

MATRIX SPIKE SAMPLE: 3375522

Parameter	Units	50345693004 Result	Spike Conc.	MS Result	MS % Rec	% Rec Limits	Qualifiers
Nitrogen, Nitrate	mg/L	ND	1	0.87	86	90-110	
Nitrogen, Nitrite	mg/L	ND	1	0.92	91	90-110	

Results presented on this page are in the units indicated by the "Units" column except where an alternate unit is presented to the right of the result.

REPORT OF LABORATORY ANALYSIS

This report shall not be reproduced, except in full, without the written consent of Pace Analytical Services, LLC.



QUALITY CONTROL DATA

Project: Harding Street P1R3

Pace Project No.: 50345636

QC Batch: 736924

Analysis Method: EPA 365.1

QC Batch Method: EPA 365.1

Analysis Description: 365.1 Total Phosphorus

Laboratory: Pace Analytical Services - Indianapolis

Associated Lab Samples: 50345636001

METHOD BLANK: 3381096

Matrix: Water

Associated Lab Samples: 50345636001

Parameter	Units	Blank Result	Reporting Limit	MDL	Analyzed	Qualifiers
Phosphate as P04	mg/L	ND	0.15	0.15	06/04/23 10:59	

LABORATORY CONTROL SAMPLE: 3381097

Parameter	Units	Spike Conc.	LCS Result	LCS % Rec	% Rec Limits	Qualifiers
Phosphate as P04	mg/L		1.6			

MATRIX SPIKE & MATRIX SPIKE DUPLICATE: 3381098 3381099

Parameter	Units	50345684005		3381098		3381099		% Rec Limits	RPD	Max RPD	Qual
		MS Spike Conc.	MSD Spike Conc.	MS Result	MSD Result	MS % Rec	MSD % Rec				
Phosphate as P04	mg/L	0.25		1.7	1.6				4		

MATRIX SPIKE SAMPLE: 3381100

Parameter	Units	50345693004 Result	Spike Conc.	MS Result	MS % Rec	% Rec Limits	Qualifiers
Phosphate as P04	mg/L	0.75		2.1			

Results presented on this page are in the units indicated by the "Units" column except where an alternate unit is presented to the right of the result.

REPORT OF LABORATORY ANALYSIS

This report shall not be reproduced, except in full, without the written consent of Pace Analytical Services, LLC.



QUALITY CONTROL DATA

Project: Harding Street P1R3

Pace Project No.: 50345636

QC Batch: 738016	Analysis Method: SM 5310C
QC Batch Method: SM 5310C	Analysis Description: 5310C Total Organic Carbon
	Laboratory: Pace Analytical Services - Indianapolis

Associated Lab Samples: 50345636001

METHOD BLANK: 3385479 Matrix: Water

Associated Lab Samples: 50345636001

Parameter	Units	Blank Result	Reporting Limit	MDL	Analyzed	Qualifiers
Total Organic Carbon	mg/L	ND	1.0	0.24	06/08/23 01:04	

LABORATORY CONTROL SAMPLE: 3385480

Parameter	Units	Spike Conc.	LCS Result	LCS % Rec	% Rec Limits	Qualifiers
Total Organic Carbon	mg/L	10	9.8	98	90-110	

MATRIX SPIKE & MATRIX SPIKE DUPLICATE: 3385481 3385482

Parameter	Units	50345644005		3385481		3385482		% Rec Limits	RPD	Max RPD	Qual
		MS Spike Conc.	MSD Spike Conc.	MS Result	MSD Result	MS % Rec	MSD % Rec				
Total Organic Carbon	mg/L	1.3	10	10	11.7	11.6	104	103	80-120	1	20

MATRIX SPIKE SAMPLE: 3385483

Parameter	Units	50345645004 Result	Spike Conc.	MS Result	MS % Rec	% Rec Limits	Qualifiers
Total Organic Carbon	mg/L	2.7	10	12.8	101	80-120	

Results presented on this page are in the units indicated by the "Units" column except where an alternate unit is presented to the right of the result.

REPORT OF LABORATORY ANALYSIS

This report shall not be reproduced, except in full, without the written consent of Pace Analytical Services, LLC.



ANALYTICAL RESULTS - RADIOCHEMISTRY

Project: Harding Street P1R3

Pace Project No.: 50345636

Sample: Field Blank 3 **Lab ID: 50345636001** Collected: 05/23/23 16:10 Received: 05/24/23 09:20 Matrix: Water
 PWS: Site ID: Sample Type:

Parameters	Method	Act ± Unc (MDC) Carr Trac	Units	Analyzed	CAS No.	Qual
	Pace Analytical Services - Greensburg					
Radium-226	EPA 903.1	0.235 ± 0.594 (1.10) C:NA T:93%	pCi/L	06/20/23 13:38	13982-63-3	
	Pace Analytical Services - Greensburg					
Radium-228	EPA 904.0	0.480 ± 0.413 (0.839) C:81% T:85%	pCi/L	06/15/23 15:48	15262-20-1	
	Pace Analytical Services - Greensburg					
Total Radium	Total Radium Calculation	0.715 ± 1.01 (1.94)	pCi/L	06/20/23 16:38	7440-14-4	

REPORT OF LABORATORY ANALYSIS

This report shall not be reproduced, except in full,
 without the written consent of Pace Analytical Services, LLC.



QUALITY CONTROL - RADIOCHEMISTRY

Project: Harding Street P1R3

Pace Project No.: 50345636

QC Batch: 592593

Analysis Method: EPA 904.0

QC Batch Method: EPA 904.0

Analysis Description: 904.0 Radium 228

Laboratory: Pace Analytical Services - Greensburg

Associated Lab Samples: 50345636001

METHOD BLANK: 2879344

Matrix: Water

Associated Lab Samples: 50345636001

Parameter	Act ± Unc (MDC) Carr Trac	Units	Analyzed	Qualifiers
Radium-228	0.512 ± 0.336 (0.628) C:77% T:85%	pCi/L	06/15/23 12:27	

Results presented on this page are in the units indicated by the "Units" column except where an alternate unit is presented to the right of the result.

REPORT OF LABORATORY ANALYSIS

This report shall not be reproduced, except in full, without the written consent of Pace Analytical Services, LLC.



QUALITY CONTROL - RADIOCHEMISTRY

Project: Harding Street P1R3

Pace Project No.: 50345636

QC Batch: 592591

Analysis Method: EPA 903.1

QC Batch Method: EPA 903.1

Analysis Description: 903.1 Radium-226

Laboratory: Pace Analytical Services - Greensburg

Associated Lab Samples: 50345636001

METHOD BLANK: 2879343

Matrix: Water

Associated Lab Samples: 50345636001

Parameter	Act ± Unc (MDC) Carr Trac	Units	Analyzed	Qualifiers
Radium-226	0.266 ± 0.245 (0.144) C:NA T:100%	pCi/L	06/20/23 12:59	

Results presented on this page are in the units indicated by the "Units" column except where an alternate unit is presented to the right of the result.

REPORT OF LABORATORY ANALYSIS

This report shall not be reproduced, except in full, without the written consent of Pace Analytical Services, LLC.



QUALIFIERS

Project: Harding Street P1R3

Pace Project No.: 50345636

DEFINITIONS

DF - Dilution Factor, if reported, represents the factor applied to the reported data due to dilution of the sample aliquot.

ND - Not Detected at or above adjusted reporting limit.

TNTC - Too Numerous To Count

J - Estimated concentration above the adjusted method detection limit and below the adjusted reporting limit.

MDL - Adjusted Method Detection Limit.

PQL - Practical Quantitation Limit.

RL - Reporting Limit - The lowest concentration value that meets project requirements for quantitative data with known precision and bias for a specific analyte in a specific matrix.

S - Surrogate

1,2-Diphenylhydrazine decomposes to and cannot be separated from Azobenzene using Method 8270. The result for each analyte is a combined concentration.

Consistent with EPA guidelines, unrounded data are displayed and have been used to calculate % recovery and RPD values.

LCS(D) - Laboratory Control Sample (Duplicate)

MS(D) - Matrix Spike (Duplicate)

DUP - Sample Duplicate

RPD - Relative Percent Difference

NC - Not Calculable.

SG - Silica Gel - Clean-Up

U - Indicates the compound was analyzed for, but not detected.

N-Nitrosodiphenylamine decomposes and cannot be separated from Diphenylamine using Method 8270. The result reported for each analyte is a combined concentration.

Reported results are not rounded until the final step prior to reporting. Therefore, calculated parameters that are typically reported as "Total" may vary slightly from the sum of the reported component parameters.

Act - Activity

Unc - Uncertainty: SDWA = 1.96 sigma count uncertainty, all other matrices = Expanded Uncertainty (95% confidence interval).

Gamma Spec = Expanded Uncertainty (95.4% Confidence Interval)

(MDC) - Minimum Detectable Concentration

Trac - Tracer Recovery (%)

Carr - Carrier Recovery (%)

Pace Analytical is TNI accredited. Contact your Pace PM for the current list of accredited analytes.

TNI - The NELAC Institute.

ANALYTE QUALIFIERS

E Analyte concentration exceeded the calibration range. The reported result is estimated.

H3 Sample was received or analysis requested beyond the recognized method holding time.

M0 Matrix spike recovery and/or matrix spike duplicate recovery was outside laboratory control limits.

M3 Matrix spike recovery was outside laboratory control limits due to matrix interferences.

N2 The lab does not hold NELAC/TNI accreditation for this parameter but other accreditations/certifications may apply. A complete list of accreditations/certifications is available upon request.

P6 Matrix spike recovery was outside laboratory control limits due to a parent sample concentration notably higher than the spike level.

PL The minimum mass of dried residue of 2.5 mg could not be obtained using the routine sample volume of 100 mL.

REPORT OF LABORATORY ANALYSIS

This report shall not be reproduced, except in full,
without the written consent of Pace Analytical Services, LLC.



QUALITY CONTROL DATA CROSS REFERENCE TABLE

Project: Harding Street P1R3

Pace Project No.: 50345636

Lab ID	Sample ID	QC Batch Method	QC Batch	Analytical Method	Analytical Batch
50345636001	Field Blank 3	EPA 9056	736755		
50345636001	Field Blank 3	EPA 3010	737042	EPA 6010	738128
50345636001	Field Blank 3	EPA 200.2	737113	EPA 6020	737503
50345636001	Field Blank 3	EPA 7470	736719	EPA 7470	737098
50345636001	Field Blank 3	EPA 903.1	592591		
50345636001	Field Blank 3	EPA 904.0	592593		
50345636001	Field Blank 3	Total Radium Calculation	596313		
50345636001	Field Blank 3	SM 2320B	735968		
50345636001	Field Blank 3	SM 2540C	736306		
50345636001	Field Blank 3	SM 4500-H+B	737625		
50345636001	Field Blank 3	SM 4500-S2-D	735833		
50345636001	Field Blank 3	HACH 8146	736057		
50345636001	Field Blank 3	EPA 353.2	735619		
50345636001	Field Blank 3	EPA 365.1	736924	EPA 365.1	737461
50345636001	Field Blank 3	SM 5310C	738016		

REPORT OF LABORATORY ANALYSIS

This report shall not be reproduced, except in full, without the written consent of Pace Analytical Services, LLC.



SAMPLE CONDITION UPON RECEIPT FORM

DMP 5/24/23 0927

Date/Time and Initials of person examining contents:

1. Courier: FED EX UPS CLIENT PACE USPS OTHER

2. Custody Seal on Cooler/Box Present: Yes No

(If yes)Seals Intact: Yes No (leave blank if no seals were present)

3. Thermometer: 1 2 3 4 5 6 A B C D E F *DMP 5/24/23*

4. Cooler Temperature(s): 24/2.4°C 1.3/1.3°C 34.0/3.7

(Initial/Corrected) RECORD TEMPS OF ALL COOLERS RECEIVED (use Comments below to add more)

5. Packing Material: Bubble Wrap Bubble Bags

None

Other *Plastic Bags*

6. Ice Type: Wet Blue None

7. If temp. is over 6°C or under 0°C, was the PM notified?: Yes No

Cooler temp should be above freezing to 6°C

All discrepancies will be written out in the comments section below.

	Yes	No		Yes	No	N/A
USDA Regulated Soils? (HI, ID, NY, WA, OR, CA, NM, TX, OK, AR, LA, TN, AL, MS, NC, SC, GA, FL, or Puerto Rico)		<input checked="" type="checkbox"/>	All containers needing acid/base preservation have been pH CHECKED?: Exceptions: VOA, coliform, LLHg, O&G, RAD CHEM, and any container with a septum cap or preserved with HCl.	<input checked="" type="checkbox"/>		
Short Hold Time Analysis (48 hours or less)? Analysis: <i>NO3</i>	<input checked="" type="checkbox"/>		Circle: <i>DMP</i> HNO3 (<2) H2SO4 (<2) NaOH (>10) NaOH/ZnAc (>9) Any non-conformance to pH recommendations will be noted on the container count form	<input checked="" type="checkbox"/>		
Time 5035A TC placed in Freezer or Short Holds To Lab Time: <i>10:50</i>			Residual Chlorine Check (SVOC 625 Pest/PCB 608)	<u>Present</u>	<u>Absent</u>	<u>N/A</u>
Rush TAT Requested (4 days or less):		<input checked="" type="checkbox"/>	Residual Chlorine Check (Total/Amenable/Free Cyanide)			<input checked="" type="checkbox"/>
Custody Signatures Present?	<input checked="" type="checkbox"/>		Headspace Wisconsin Sulfide?			<input checked="" type="checkbox"/>
Containers Intact?:	<input checked="" type="checkbox"/>		Headspace in VOA Vials (>6mm): See Containter Count form for details	<u>Present</u>	<u>Absent</u>	<u>No VOA Vials Sent</u>
Sample Label (IDs/Dates/Times) Match COC?: Except TCs, which only require sample ID	<input checked="" type="checkbox"/>		Trip Blank Present?		<input checked="" type="checkbox"/>	
Extra labels on Terracore Vials? (soils only)		<i>NIA</i>	Trip Blank Custody Seals?:		<input checked="" type="checkbox"/>	

COMMENTS:



August 01, 2023

Mr. Mark Breting
ATC Group Services
7988 Centerpoint Drive
Suite 100
Indianapolis, IN 46256

RE: Project: Harding Street P1R1
Pace Project No.: 50345693

Dear Mr. Breting:

Enclosed are the analytical results for sample(s) received by the laboratory on May 24, 2023. The results relate only to the samples included in this report. Results reported herein conform to the applicable TNI/NELAC Standards and the laboratory's Quality Manual, where applicable, unless otherwise noted in the body of the report.

The test results provided in this final report were generated by each of the following laboratories within the Pace Network:

- Pace Analytical Services - Indianapolis
- Pace Analytical Services - Greensburg

If you have any questions concerning this report, please feel free to contact me.

Sincerely,

Will Statz
will.statz@pacelabs.com
(317)228-3105
Project Manager

Enclosures

cc: Mohammed Bazlamit, Atlas
Mr. Robert Miller, Haley & Aldrich



REPORT OF LABORATORY ANALYSIS

This report shall not be reproduced, except in full,
without the written consent of Pace Analytical Services, LLC.



CERTIFICATIONS

Project: Harding Street P1R1

Pace Project No.: 50345693

Pace Analytical Services Pennsylvania

1638 Roseytown Rd Suites 2,3&4, Greensburg, PA 15601
 ANAB DOD-ELAP Rad Accreditation #: L2417
 ANABISO/IEC 17025:2017 Rad Cert#: L24170
 Alabama Certification #: 41590
 Arizona Certification #: AZ0734
 Arkansas Certification
 California Certification #: 2950
 Colorado Certification #: PA01547
 Connecticut Certification #: PH-0694
 EPA Region 4 DW Rad
 Florida/TNI Certification #: E87683
 Georgia Certification #: C040
 Guam Certification
 Hawaii Certification
 Idaho Certification
 Illinois Certification
 Indiana Certification
 Iowa Certification #: 391
 Kansas Certification #: E-10358
 Kentucky Certification #: KY90133
 KY WW Permit #: KY0098221
 KY WW Permit #: KY0000221
 Louisiana DHH/TNI Certification #: LA010
 Louisiana DEQ/TNI Certification #: 04086
 Maine Certification #: 2023021
 Maryland Certification #: 308
 Massachusetts Certification #: M-PA1457
 Michigan/PADEP Certification #: 9991

Missouri Certification #: 235
 Montana Certification #: Cert0082
 Nebraska Certification #: NE-OS-29-14
 Nevada Certification #: PA014572023-03
 New Hampshire/TNI Certification #: 297622
 New Jersey/TNI Certification #: PA051
 New Mexico Certification #: PA01457
 New York/TNI Certification #: 10888
 North Carolina Certification #: 42706
 North Dakota Certification #: R-190
 Ohio EPA Rad Approval: #41249
 Oregon/TNI Certification #: PA200002-015
 Pennsylvania/TNI Certification #: 65-00282
 Puerto Rico Certification #: PA01457
 Rhode Island Certification #: 65-00282
 South Dakota Certification
 Tennessee Certification #: TN02867
 Texas/TNI Certification #: T104704188-22-18
 Utah/TNI Certification #: PA014572223-14
 USDA Soil Permit #: 525-23-67-77263
 Vermont Dept. of Health: ID# VT-0282
 Virgin Island/PADEP Certification
 Virginia/VELAP Certification #: 460198
 Washington Certification #: C868
 West Virginia DEP Certification #: 143
 West Virginia DHHR Certification #: 9964C
 Wisconsin Approve List for Rad

Pace Analytical Services Indianapolis

7726 Moller Road, Indianapolis, IN 46268
 Illinois Accreditation #: 200074
 Indiana Drinking Water Laboratory #: C-49-06
 Kansas/TNI Certification #: E-10177
 Kentucky UST Agency Interest #: 80226
 Kentucky WW Laboratory ID #: 98019
 Michigan Drinking Water Laboratory #9050

Ohio VAP Certified Laboratory #: CL0065
 Oklahoma Laboratory #: 9204
 Texas Certification #: T104704355
 Wisconsin Laboratory #: 999788130
 USDA Foreign Soil Permit #: 525-23-13-23119
 USDA Compliance Agreement #: IN-SL-22-001

REPORT OF LABORATORY ANALYSIS

This report shall not be reproduced, except in full,
 without the written consent of Pace Analytical Services, LLC.



SAMPLE SUMMARY

Project: Harding Street P1R1
Pace Project No.: 50345693

Lab ID	Sample ID	Matrix	Date Collected	Date Received
50345693001	MW-2D1	Water	05/23/23 09:52	05/24/23 15:40
50345693002	MW-2IL	Water	05/23/23 11:52	05/24/23 15:40
50345693003	MW-2D	Water	05/23/23 14:00	05/24/23 15:40
50345693004	MW-2S	Water	05/23/23 15:10	05/24/23 15:40

REPORT OF LABORATORY ANALYSIS

This report shall not be reproduced, except in full,
without the written consent of Pace Analytical Services, LLC.



SAMPLE ANALYTE COUNT

Project: Harding Street P1R1
 Pace Project No.: 50345693

Lab ID	Sample ID	Method	Analysts	Analytes Reported	Laboratory		
50345693001	MW-2D1	EPA 9056	RID	3	PASI-I		
		EPA 6010	ELK	14	PASI-I		
		EPA 6010	MTM	3	PASI-I		
		EPA 6020	MGM	7	PASI-I		
		EPA 7470	ILP	1	PASI-I		
		EPA 903.1	CLM	1	PASI-PA		
		EPA 904.0	VAL	1	PASI-PA		
		Total Radium Calculation	JAL	1	PASI-PA		
		SM 2320B	DAW	3	PASI-I		
		SM 2540C	AEL	1	PASI-I		
		SM 4500-H+B	LHZ	1	PASI-I		
		SM 4500-S2-D	STS	1	PASI-I		
		HACH 8146	BEP	1	PASI-I		
		EPA 353.2	ZM	2	PASI-I		
		EPA 365.1	YAM	1	PASI-I		
		SM 5310C	MMS	1	PASI-I		
		SM 5310C	MMS	1	PASI-I		
		50345693002	MW-2IL	EPA 9056	RID	3	PASI-I
				EPA 6010	ELK	14	PASI-I
				EPA 6010	MTM	3	PASI-I
EPA 6020	MGM			7	PASI-I		
EPA 7470	ILP			1	PASI-I		
EPA 903.1	CLM			1	PASI-PA		
EPA 904.0	VAL			1	PASI-PA		
Total Radium Calculation	JAL			1	PASI-PA		
SM 2320B	DAW			3	PASI-I		
SM 2540C	AEL			1	PASI-I		
SM 4500-H+B	LHZ			1	PASI-I		
SM 4500-S2-D	STS			1	PASI-I		
HACH 8146	BEP			1	PASI-I		
EPA 353.2	ZM			2	PASI-I		
EPA 365.1	YAM			1	PASI-I		
SM 5310C	MMS			1	PASI-I		
SM 5310C	MMS			1	PASI-I		
50345693003	MW-2D			EPA 9056	RID	3	PASI-I
				EPA 6010	ELK	14	PASI-I
				EPA 6010	MTM	3	PASI-I

REPORT OF LABORATORY ANALYSIS

This report shall not be reproduced, except in full,
 without the written consent of Pace Analytical Services, LLC.



SAMPLE ANALYTE COUNT

Project: Harding Street P1R1

Pace Project No.: 50345693

Lab ID	Sample ID	Method	Analysts	Analytes Reported	Laboratory
50345693004	MW-2S	EPA 6020	MGM	7	PASI-I
		EPA 7470	ILP	1	PASI-I
		EPA 903.1	CLM	1	PASI-PA
		EPA 904.0	VAL	1	PASI-PA
		Total Radium Calculation	JAL	1	PASI-PA
		SM 2320B	DAW	3	PASI-I
		SM 2540C	AEL	1	PASI-I
		SM 4500-H+B	LHZ	1	PASI-I
		SM 4500-S2-D	STS	1	PASI-I
		HACH 8146	BEP	1	PASI-I
		EPA 353.2	ZM	2	PASI-I
		EPA 365.1	YAM	1	PASI-I
		SM 5310C	MMS	1	PASI-I
		SM 5310C	MMS	1	PASI-I
		EPA 9056	RID	3	PASI-I
		EPA 6010	ELK	14	PASI-I
		EPA 6010	MTM	3	PASI-I
		EPA 6020	MGM	7	PASI-I
		EPA 7470	ILP	1	PASI-I
		EPA 903.1	CLM	1	PASI-PA
		EPA 904.0	VAL	1	PASI-PA
		Total Radium Calculation	JAL	1	PASI-PA
		SM 2320B	DAW	3	PASI-I
		SM 2540C	AEL	1	PASI-I
		SM 4500-H+B	LHZ	1	PASI-I
		SM 4500-S2-D	STS	1	PASI-I
		HACH 8146	BEP	1	PASI-I
		EPA 353.2	ZM	2	PASI-I
		EPA 365.1	YAM	1	PASI-I
		SM 5310C	MMS	1	PASI-I
SM 5310C	MMS	1	PASI-I		

PASI-I = Pace Analytical Services - Indianapolis
 PASI-PA = Pace Analytical Services - Greensburg

REPORT OF LABORATORY ANALYSIS

This report shall not be reproduced, except in full,
 without the written consent of Pace Analytical Services, LLC.



SUMMARY OF DETECTION

Project: Harding Street P1R1

Pace Project No.: 50345693

Lab Sample ID	Client Sample ID	Result	Units	Report Limit	Analyzed	Qualifiers
Method	Parameters					
50345693001	MW-2D1					
EPA 9056	Chloride	66.5	mg/L	2.5	06/04/23 03:03	
EPA 9056	Fluoride	0.43	mg/L	0.10	06/04/23 02:45	
EPA 9056	Sulfate	218	mg/L	2.5	06/04/23 03:03	
EPA 6010	Aluminum	279	ug/L	200	06/08/23 15:28	
EPA 6010	Barium	474	ug/L	10.0	06/08/23 15:28	
EPA 6010	Boron	420	ug/L	100	06/08/23 15:28	
EPA 6010	Calcium	165000	ug/L	1000	06/08/23 15:28	
EPA 6010	Iron	6120	ug/L	100	06/08/23 15:28	
EPA 6010	Magnesium	53500	ug/L	1000	06/08/23 15:28	
EPA 6010	Manganese	190	ug/L	10.0	06/08/23 15:28	
EPA 6010	Potassium	3440	ug/L	1000	06/08/23 15:28	
EPA 6010	Silica	18200	ug/L	450	06/08/23 15:28	N2
EPA 6010	Sodium	33300	ug/L	1000	06/08/23 15:28	
EPA 6010	Iron, Dissolved	5570	ug/L	100	06/08/23 14:00	
EPA 6010	Manganese, Dissolved	185	ug/L	10.0	06/08/23 14:00	
EPA 6020	Arsenic	10.3	ug/L	1.0	06/06/23 22:42	
EPA 903.1	Radium-226	5.99 ± 1.55 (0.732)	pCi/L		06/21/23 15:54	
		C:NA T:91%				
EPA 904.0	Radium-228	1.81 ± 0.545 (0.657)	pCi/L		06/19/23 12:11	
		C:85% T:84%				
Total Radium Calculation	Total Radium	7.80 ± 2.10 (1.39)	pCi/L		06/22/23 08:06	
SM 2320B	Alkalinity, Total as CaCO3	408	mg/L	10.0	05/26/23 02:19	
SM 2320B	Alkalinity,Bicarbonate (CaCO3)	408	mg/L	10.0	05/26/23 02:19	
SM 2540C	Total Dissolved Solids	782	mg/L	20.0	05/29/23 08:20	
SM 4500-H+B	pH at 25 Degrees C	7.9	Std. Units	0.10	06/07/23 11:26	H3
EPA 365.1	Phosphate as P04	1.4	mg/L	0.15	06/04/23 11:14	
SM 5310C	Total Organic Carbon	3.4	mg/L	1.0	06/08/23 02:46	
SM 5310C	Dissolved Organic Carbon	3.9	mg/L	1.0	06/08/23 00:54	
50345693002	MW-2IL					
EPA 9056	Chloride	7.7	mg/L	0.25	06/04/23 03:21	
EPA 9056	Fluoride	0.49	mg/L	0.10	06/04/23 03:21	
EPA 9056	Sulfate	0.49	mg/L	0.25	06/04/23 03:21	
EPA 6010	Aluminum	208	ug/L	200	06/08/23 15:30	
EPA 6010	Barium	506	ug/L	10.0	06/08/23 15:30	
EPA 6010	Boron	182	ug/L	100	06/08/23 15:30	
EPA 6010	Calcium	74900	ug/L	1000	06/08/23 15:30	
EPA 6010	Iron	4650	ug/L	100	06/08/23 15:30	
EPA 6010	Magnesium	28900	ug/L	1000	06/08/23 15:30	
EPA 6010	Manganese	248	ug/L	10.0	06/08/23 15:30	
EPA 6010	Molybdenum	14.8	ug/L	10.0	06/08/23 15:30	
EPA 6010	Potassium	2410	ug/L	1000	06/08/23 15:30	
EPA 6010	Silica	21700	ug/L	450	06/08/23 15:30	N2
EPA 6010	Sodium	22900	ug/L	1000	06/08/23 15:30	

REPORT OF LABORATORY ANALYSIS

This report shall not be reproduced, except in full,
without the written consent of Pace Analytical Services, LLC.



SUMMARY OF DETECTION

Project: Harding Street P1R1
 Pace Project No.: 50345693

Lab Sample ID	Client Sample ID	Result	Units	Report Limit	Analyzed	Qualifiers
Method	Parameters					
50345693002	MW-2IL					
EPA 6010	Iron, Dissolved	4110	ug/L	100	06/08/23 14:02	
EPA 6010	Manganese, Dissolved	253	ug/L	10.0	06/08/23 14:02	
EPA 6010	Molybdenum, Dissolved	14.7	ug/L	10.0	06/08/23 14:02	
EPA 6020	Arsenic	5.8	ug/L	1.0	06/06/23 22:46	
EPA 903.1	Radium-226	0.0603 ± 0.392 (0.791) C:NA T:100%	pCi/L		06/21/23 15:54	
EPA 904.0	Radium-228	0.626 ± 0.341 (0.615) C:91% T:91%	pCi/L		06/19/23 12:11	
Total Radium Calculation	Total Radium	0.686 ± 0.733 (1.41)	pCi/L		06/22/23 08:06	
SM 2320B	Alkalinity, Total as CaCO3	366	mg/L	10.0	05/26/23 02:19	
SM 2320B	Alkalinity,Bicarbonate (CaCO3)	366	mg/L	10.0	05/26/23 02:19	
SM 2540C	Total Dissolved Solids	349	mg/L	10.0	05/29/23 08:21	
SM 4500-H+B	pH at 25 Degrees C	7.7	Std. Units	0.10	06/07/23 11:27	H3
EPA 365.1	Phosphate as P04	0.44	mg/L	0.15	06/04/23 11:15	
SM 5310C	Total Organic Carbon	3.5	mg/L	1.0	06/08/23 03:05	
SM 5310C	Dissolved Organic Carbon	3.8	mg/L	1.0	06/09/23 01:07	
50345693003	MW-2D					
EPA 9056	Chloride	246	mg/L	25.0	06/04/23 04:33	
EPA 9056	Fluoride	0.73	mg/L	0.10	06/04/23 03:57	
EPA 9056	Sulfate	532	mg/L	25.0	06/04/23 04:33	
EPA 6010	Barium	40.0	ug/L	10.0	06/08/23 15:33	
EPA 6010	Boron	1930	ug/L	100	06/08/23 15:33	
EPA 6010	Calcium	238000	ug/L	2000	06/08/23 16:52	
EPA 6010	Iron	3070	ug/L	100	06/08/23 15:33	
EPA 6010	Lithium	50.1	ug/L	20.0	06/08/23 15:33	
EPA 6010	Magnesium	67200	ug/L	1000	06/08/23 15:33	
EPA 6010	Manganese	538	ug/L	10.0	06/08/23 15:33	
EPA 6010	Molybdenum	65.4	ug/L	10.0	06/08/23 15:33	
EPA 6010	Potassium	11000	ug/L	1000	06/08/23 15:33	
EPA 6010	Silica	15600	ug/L	450	06/08/23 15:33	N2
EPA 6010	Sodium	204000	ug/L	2000	06/08/23 16:52	
EPA 6010	Iron, Dissolved	2790	ug/L	100	06/08/23 14:05	
EPA 6010	Manganese, Dissolved	545	ug/L	10.0	06/08/23 14:05	
EPA 6010	Molybdenum, Dissolved	65.1	ug/L	10.0	06/08/23 14:05	
EPA 6020	Arsenic	4.3	ug/L	1.0	06/06/23 22:50	
EPA 903.1	Radium-226	0.820 ± 0.544 (0.634) C:NA T:92%	pCi/L		06/21/23 15:54	

REPORT OF LABORATORY ANALYSIS

This report shall not be reproduced, except in full,
 without the written consent of Pace Analytical Services, LLC.



SUMMARY OF DETECTION

Project: Harding Street P1R1

Pace Project No.: 50345693

Lab Sample ID	Client Sample ID	Result	Units	Report Limit	Analyzed	Qualifiers
Method	Parameters					
50345693003	MW-2D					
EPA 904.0	Radium-228	0.913 ± 0.410 (0.669) C:88% T:78%	pCi/L		06/19/23 12:11	
Total Radium Calculation	Total Radium	1.73 ± 0.954 (1.30)	pCi/L		06/22/23 08:06	
SM 2320B	Alkalinity, Total as CaCO3	348	mg/L	10.0	05/26/23 02:19	
SM 2320B	Alkalinity,Bicarbonate (CaCO3)	348	mg/L	10.0	05/26/23 02:19	
SM 2540C	Total Dissolved Solids	1510	mg/L	20.0	05/29/23 08:21	
SM 4500-H+B	pH at 25 Degrees C	8.0	Std. Units	0.10	06/07/23 11:28	H3
EPA 353.2	Nitrogen, Nitrate	0.24	mg/L	0.10	05/24/23 17:09	
SM 5310C	Dissolved Organic Carbon	2.1	mg/L	2.0	06/09/23 11:24	
50345693004	MW-2S					
EPA 9056	Chloride	205	mg/L	2.5	06/04/23 05:45	
EPA 9056	Fluoride	0.30	mg/L	0.10	06/04/23 05:27	
EPA 9056	Sulfate	144	mg/L	2.5	06/04/23 05:45	
EPA 6010	Barium	91.8	ug/L	10.0	06/08/23 15:40	
EPA 6010	Boron	254	ug/L	100	06/08/23 15:40	
EPA 6010	Calcium	97000	ug/L	1000	06/08/23 15:40	
EPA 6010	Iron	1320	ug/L	100	06/08/23 15:40	
EPA 6010	Magnesium	32300	ug/L	1000	06/08/23 15:40	
EPA 6010	Manganese	370	ug/L	10.0	06/08/23 15:40	
EPA 6010	Molybdenum	18.8	ug/L	10.0	06/08/23 15:40	
EPA 6010	Potassium	6220	ug/L	1000	06/08/23 15:40	
EPA 6010	Silica	8610	ug/L	450	06/08/23 15:40	N2
EPA 6010	Sodium	132000	ug/L	1000	06/08/23 15:40	
EPA 6010	Iron, Dissolved	1130	ug/L	100	06/08/23 14:12	
EPA 6010	Manganese, Dissolved	372	ug/L	10.0	06/08/23 14:12	
EPA 6010	Molybdenum, Dissolved	18.2	ug/L	10.0	06/08/23 14:12	
EPA 6020	Arsenic	7.9	ug/L	1.0	06/06/23 22:54	
EPA 903.1	Radium-226	0.691 ± 0.611 (0.906) C:NA T:93%	pCi/L		06/21/23 15:54	
EPA 904.0	Radium-228	0.593 ± 0.340 (0.613) C:85% T:88%	pCi/L		06/19/23 12:11	
Total Radium Calculation	Total Radium	1.28 ± 0.951 (1.52)	pCi/L		06/22/23 08:06	
SM 2320B	Alkalinity, Total as CaCO3	232	mg/L	10.0	05/26/23 02:19	
SM 2320B	Alkalinity,Bicarbonate (CaCO3)	216	mg/L	10.0	05/26/23 02:19	
SM 2320B	Alkalinity,Carbonate (CaCO3)	16.0	mg/L	10.0	05/26/23 02:19	
SM 2540C	Total Dissolved Solids	716	mg/L	20.0	05/29/23 08:21	
SM 4500-H+B	pH at 25 Degrees C	8.0	Std. Units	0.10	06/07/23 11:29	H3
HACH 8146	Iron, Ferrous	0.96	mg/L	0.20	05/26/23 11:57	H3,N2

REPORT OF LABORATORY ANALYSIS

This report shall not be reproduced, except in full,
without the written consent of Pace Analytical Services, LLC.



SUMMARY OF DETECTION

Project: Harding Street P1R1

Pace Project No.: 50345693

Lab Sample ID Method	Client Sample ID Parameters	Result	Units	Report Limit	Analyzed	Qualifiers
50345693004	MW-2S					
EPA 365.1	Phosphate as P04	0.75	mg/L	0.15	06/04/23 11:16	
SM 5310C	Total Organic Carbon	2.1	mg/L	1.0	06/08/23 04:52	
SM 5310C	Dissolved Organic Carbon	2.3	mg/L	2.0	06/09/23 12:36	

REPORT OF LABORATORY ANALYSIS

This report shall not be reproduced, except in full,
without the written consent of Pace Analytical Services, LLC.



ANALYTICAL RESULTS

Project: Harding Street P1R1

Pace Project No.: 50345693

Sample: MW-2D1 Lab ID: 50345693001 Collected: 05/23/23 09:52 Received: 05/24/23 15:40 Matrix: Water

Parameters	Results	Units	Report			Prepared	Analyzed	CAS No.	Qual
			Limit	MDL	DF				
9056 IC Anions									
Analytical Method: EPA 9056									
Pace Analytical Services - Indianapolis									
Chloride	66.5	mg/L	2.5	0.67	10		06/04/23 03:03	16887-00-6	
Fluoride	0.43	mg/L	0.10	0.017	1		06/04/23 02:45	16984-48-8	
Sulfate	218	mg/L	2.5	0.85	10		06/04/23 03:03	14808-79-8	
6010 MET ICP									
Analytical Method: EPA 6010 Preparation Method: EPA 3010									
Pace Analytical Services - Indianapolis									
Aluminum	279	ug/L	200	54.4	1	06/06/23 16:47	06/08/23 15:28	7429-90-5	
Barium	474	ug/L	10.0	1.3	1	06/06/23 16:47	06/08/23 15:28	7440-39-3	
Boron	420	ug/L	100	61.4	1	06/06/23 16:47	06/08/23 15:28	7440-42-8	
Cadmium	ND	ug/L	2.0	0.48	1	06/06/23 16:47	06/08/23 15:28	7440-43-9	
Calcium	165000	ug/L	1000	88.4	1	06/06/23 16:47	06/08/23 15:28	7440-70-2	
Iron	6120	ug/L	100	48.8	1	06/06/23 16:47	06/08/23 15:28	7439-89-6	
Lead	ND	ug/L	10.0	3.9	1	06/06/23 16:47	06/08/23 15:28	7439-92-1	
Lithium	ND	ug/L	20.0	6.2	1	06/06/23 16:47	06/08/23 15:28	7439-93-2	
Magnesium	53500	ug/L	1000	43.0	1	06/06/23 16:47	06/08/23 15:28	7439-95-4	
Manganese	190	ug/L	10.0	5.4	1	06/06/23 16:47	06/08/23 15:28	7439-96-5	
Molybdenum	ND	ug/L	10.0	2.0	1	06/06/23 16:47	06/08/23 15:28	7439-98-7	
Potassium	3440	ug/L	1000	200	1	06/06/23 16:47	06/08/23 15:28	7440-09-7	
Silica	18200	ug/L	450		1	06/06/23 16:47	06/08/23 15:28	7631-86-9	N2
Sodium	33300	ug/L	1000	284	1	06/06/23 16:47	06/08/23 15:28	7440-23-5	
6010 MET ICP, Dissolved									
Analytical Method: EPA 6010 Preparation Method: EPA 3010									
Pace Analytical Services - Indianapolis									
Iron, Dissolved	5570	ug/L	100	48.8	1	06/06/23 09:01	06/08/23 14:00	7439-89-6	
Manganese, Dissolved	185	ug/L	10.0	2.5	1	06/06/23 09:01	06/08/23 14:00	7439-96-5	
Molybdenum, Dissolved	ND	ug/L	10.0	3.7	1	06/06/23 09:01	06/08/23 14:00	7439-98-7	
6020 MET ICPMS									
Analytical Method: EPA 6020 Preparation Method: EPA 200.2									
Pace Analytical Services - Indianapolis									
Antimony	ND	ug/L	1.0	0.13	1	06/05/23 17:15	06/06/23 22:42	7440-36-0	
Arsenic	10.3	ug/L	1.0	0.10	1	06/05/23 17:15	06/06/23 22:42	7440-38-2	
Beryllium	ND	ug/L	0.20	0.026	1	06/05/23 17:15	06/06/23 22:42	7440-41-7	
Chromium	ND	ug/L	10.0	0.20	1	06/05/23 17:15	06/06/23 22:42	7440-47-3	
Cobalt	ND	ug/L	1.0	0.082	1	06/05/23 17:15	06/06/23 22:42	7440-48-4	
Selenium	ND	ug/L	1.0	0.44	1	06/05/23 17:15	06/06/23 22:42	7782-49-2	
Thallium	ND	ug/L	1.0	0.072	1	06/05/23 17:15	06/06/23 22:42	7440-28-0	
7470 Mercury									
Analytical Method: EPA 7470 Preparation Method: EPA 7470									
Pace Analytical Services - Indianapolis									
Mercury	ND	ug/L	0.20	0.12	1	06/01/23 18:37	06/02/23 09:57	7439-97-6	
2320B Alkalinity									
Analytical Method: SM 2320B									
Pace Analytical Services - Indianapolis									
Alkalinity, Total as CaCO3	408	mg/L	10.0	10.0	1		05/26/23 02:19		

REPORT OF LABORATORY ANALYSIS

This report shall not be reproduced, except in full,
without the written consent of Pace Analytical Services, LLC.



ANALYTICAL RESULTS

Project: Harding Street P1R1
 Pace Project No.: 50345693

Parameters	Results	Units	Report Limit	MDL	DF	Prepared	Analyzed	CAS No.	Qual
Sample: MW-2D1 Lab ID: 50345693001 Collected: 05/23/23 09:52 Received: 05/24/23 15:40 Matrix: Water									
2320B Alkalinity									
Analytical Method: SM 2320B Pace Analytical Services - Indianapolis									
Alkalinity,Bicarbonate (CaCO3)	408	mg/L	10.0	10.0	1		05/26/23 02:19		
Alkalinity,Carbonate (CaCO3)	ND	mg/L	10.0	10.0	1		05/26/23 02:19		
2540C Total Dissolved Solids									
Analytical Method: SM 2540C Pace Analytical Services - Indianapolis									
Total Dissolved Solids	782	mg/L	20.0	20.0	1		05/29/23 08:20		
4500H+ pH, Electrometric									
Analytical Method: SM 4500-H+B Pace Analytical Services - Indianapolis									
pH at 25 Degrees C	7.9	Std. Units	0.10	0.10	1		06/07/23 11:26		H3
4500S2D Sulfide Water									
Analytical Method: SM 4500-S2-D Pace Analytical Services - Indianapolis									
Sulfide	ND	mg/L	0.10	0.025	1		05/25/23 12:39	18496-25-8	
Iron, Ferrous									
Analytical Method: HACH 8146 Pace Analytical Services - Indianapolis									
Iron, Ferrous	ND	mg/L	0.20	0.035	1		05/26/23 11:55	15438-31-0	H3,N2
353.2 Nitrogen, NO2/NO3 unpres									
Analytical Method: EPA 353.2 Pace Analytical Services - Indianapolis									
Nitrogen, Nitrate	ND	mg/L	0.10	0.011	1		05/24/23 17:05	14797-55-8	
Nitrogen, Nitrite	ND	mg/L	0.10	0.0040	1		05/24/23 17:05	14797-65-0	
365.1 Total Phosphorus									
Analytical Method: EPA 365.1 Preparation Method: EPA 365.1 Pace Analytical Services - Indianapolis									
Phosphate as P04	1.4	mg/L	0.15	0.15	1	06/01/23 10:30	06/04/23 11:14		
5310C TOC									
Analytical Method: SM 5310C Pace Analytical Services - Indianapolis									
Total Organic Carbon	3.4	mg/L	1.0	0.24	1		06/08/23 02:46	7440-44-0	
5310C Dissolved Organic Carbon									
Analytical Method: SM 5310C Pace Analytical Services - Indianapolis									
Dissolved Organic Carbon	3.9	mg/L	1.0	0.24	1		06/08/23 00:54		

REPORT OF LABORATORY ANALYSIS

This report shall not be reproduced, except in full,
 without the written consent of Pace Analytical Services, LLC.



ANALYTICAL RESULTS

Project: Harding Street P1R1

Pace Project No.: 50345693

Sample: MW-2IL Lab ID: 50345693002 Collected: 05/23/23 11:52 Received: 05/24/23 15:40 Matrix: Water

Parameters	Results	Units	Report			Prepared	Analyzed	CAS No.	Qual
			Limit	MDL	DF				
9056 IC Anions									
Analytical Method: EPA 9056									
Pace Analytical Services - Indianapolis									
Chloride	7.7	mg/L	0.25	0.067	1		06/04/23 03:21	16887-00-6	
Fluoride	0.49	mg/L	0.10	0.017	1		06/04/23 03:21	16984-48-8	
Sulfate	0.49	mg/L	0.25	0.085	1		06/04/23 03:21	14808-79-8	
6010 MET ICP									
Analytical Method: EPA 6010 Preparation Method: EPA 3010									
Pace Analytical Services - Indianapolis									
Aluminum	208	ug/L	200	54.4	1	06/06/23 16:47	06/08/23 15:30	7429-90-5	
Barium	506	ug/L	10.0	1.3	1	06/06/23 16:47	06/08/23 15:30	7440-39-3	
Boron	182	ug/L	100	61.4	1	06/06/23 16:47	06/08/23 15:30	7440-42-8	
Cadmium	ND	ug/L	2.0	0.48	1	06/06/23 16:47	06/08/23 15:30	7440-43-9	
Calcium	74900	ug/L	1000	88.4	1	06/06/23 16:47	06/08/23 15:30	7440-70-2	
Iron	4650	ug/L	100	48.8	1	06/06/23 16:47	06/08/23 15:30	7439-89-6	
Lead	ND	ug/L	10.0	3.9	1	06/06/23 16:47	06/08/23 15:30	7439-92-1	
Lithium	ND	ug/L	20.0	6.2	1	06/06/23 16:47	06/08/23 15:30	7439-93-2	
Magnesium	28900	ug/L	1000	43.0	1	06/06/23 16:47	06/08/23 15:30	7439-95-4	
Manganese	248	ug/L	10.0	5.4	1	06/06/23 16:47	06/08/23 15:30	7439-96-5	
Molybdenum	14.8	ug/L	10.0	2.0	1	06/06/23 16:47	06/08/23 15:30	7439-98-7	
Potassium	2410	ug/L	1000	200	1	06/06/23 16:47	06/08/23 15:30	7440-09-7	
Silica	21700	ug/L	450		1	06/06/23 16:47	06/08/23 15:30	7631-86-9	N2
Sodium	22900	ug/L	1000	284	1	06/06/23 16:47	06/08/23 15:30	7440-23-5	
6010 MET ICP, Dissolved									
Analytical Method: EPA 6010 Preparation Method: EPA 3010									
Pace Analytical Services - Indianapolis									
Iron, Dissolved	4110	ug/L	100	48.8	1	06/06/23 09:01	06/08/23 14:02	7439-89-6	
Manganese, Dissolved	253	ug/L	10.0	2.5	1	06/06/23 09:01	06/08/23 14:02	7439-96-5	
Molybdenum, Dissolved	14.7	ug/L	10.0	3.7	1	06/06/23 09:01	06/08/23 14:02	7439-98-7	
6020 MET ICPMS									
Analytical Method: EPA 6020 Preparation Method: EPA 200.2									
Pace Analytical Services - Indianapolis									
Antimony	ND	ug/L	1.0	0.13	1	06/05/23 17:15	06/06/23 22:46	7440-36-0	
Arsenic	5.8	ug/L	1.0	0.10	1	06/05/23 17:15	06/06/23 22:46	7440-38-2	
Beryllium	ND	ug/L	0.20	0.026	1	06/05/23 17:15	06/06/23 22:46	7440-41-7	
Chromium	ND	ug/L	10.0	0.20	1	06/05/23 17:15	06/06/23 22:46	7440-47-3	
Cobalt	ND	ug/L	1.0	0.082	1	06/05/23 17:15	06/06/23 22:46	7440-48-4	
Selenium	ND	ug/L	1.0	0.44	1	06/05/23 17:15	06/06/23 22:46	7782-49-2	
Thallium	ND	ug/L	1.0	0.072	1	06/05/23 17:15	06/06/23 22:46	7440-28-0	
7470 Mercury									
Analytical Method: EPA 7470 Preparation Method: EPA 7470									
Pace Analytical Services - Indianapolis									
Mercury	ND	ug/L	0.20	0.12	1	06/01/23 18:37	06/02/23 10:00	7439-97-6	
2320B Alkalinity									
Analytical Method: SM 2320B									
Pace Analytical Services - Indianapolis									
Alkalinity, Total as CaCO3	366	mg/L	10.0	10.0	1		05/26/23 02:19		

REPORT OF LABORATORY ANALYSIS

This report shall not be reproduced, except in full,
without the written consent of Pace Analytical Services, LLC.



ANALYTICAL RESULTS

Project: Harding Street P1R1
Pace Project No.: 50345693

Sample: MW-2IL		Lab ID: 50345693002		Collected: 05/23/23 11:52	Received: 05/24/23 15:40	Matrix: Water			
Parameters	Results	Units	Report Limit	MDL	DF	Prepared	Analyzed	CAS No.	Qual
2320B Alkalinity		Analytical Method: SM 2320B Pace Analytical Services - Indianapolis							
Alkalinity,Bicarbonate (CaCO3)	366	mg/L	10.0	10.0	1		05/26/23 02:19		
Alkalinity,Carbonate (CaCO3)	ND	mg/L	10.0	10.0	1		05/26/23 02:19		
2540C Total Dissolved Solids		Analytical Method: SM 2540C Pace Analytical Services - Indianapolis							
Total Dissolved Solids	349	mg/L	10.0	10.0	1		05/29/23 08:21		
4500H+ pH, Electrometric		Analytical Method: SM 4500-H+B Pace Analytical Services - Indianapolis							
pH at 25 Degrees C	7.7	Std. Units	0.10	0.10	1		06/07/23 11:27		H3
4500S2D Sulfide Water		Analytical Method: SM 4500-S2-D Pace Analytical Services - Indianapolis							
Sulfide	ND	mg/L	0.10	0.025	1		05/25/23 13:19	18496-25-8	
Iron, Ferrous		Analytical Method: HACH 8146 Pace Analytical Services - Indianapolis							
Iron, Ferrous	ND	mg/L	0.20	0.035	1		05/26/23 11:56	15438-31-0	H3,N2
353.2 Nitrogen, NO2/NO3 unpres		Analytical Method: EPA 353.2 Pace Analytical Services - Indianapolis							
Nitrogen, Nitrate	ND	mg/L	0.10	0.011	1		05/24/23 17:07	14797-55-8	
Nitrogen, Nitrite	ND	mg/L	0.10	0.0040	1		05/24/23 17:07	14797-65-0	
365.1 Total Phosphorus		Analytical Method: EPA 365.1 Preparation Method: EPA 365.1 Pace Analytical Services - Indianapolis							
Phosphate as P04	0.44	mg/L	0.15	0.15	1	06/01/23 10:30	06/04/23 11:15		
5310C TOC		Analytical Method: SM 5310C Pace Analytical Services - Indianapolis							
Total Organic Carbon	3.5	mg/L	1.0	0.24	1		06/08/23 03:05	7440-44-0	
5310C Dissolved Organic Carbon		Analytical Method: SM 5310C Pace Analytical Services - Indianapolis							
Dissolved Organic Carbon	3.8	mg/L	1.0	0.24	1		06/09/23 01:07		

REPORT OF LABORATORY ANALYSIS

This report shall not be reproduced, except in full,
without the written consent of Pace Analytical Services, LLC.



ANALYTICAL RESULTS

Project: Harding Street P1R1

Pace Project No.: 50345693

Sample: MW-2D Lab ID: 50345693003 Collected: 05/23/23 14:00 Received: 05/24/23 15:40 Matrix: Water

Parameters	Results	Units	Report			Prepared	Analyzed	CAS No.	Qual
			Limit	MDL	DF				
9056 IC Anions									
Analytical Method: EPA 9056									
Pace Analytical Services - Indianapolis									
Chloride	246	mg/L	25.0	6.7	100		06/04/23 04:33	16887-00-6	
Fluoride	0.73	mg/L	0.10	0.017	1		06/04/23 03:57	16984-48-8	
Sulfate	532	mg/L	25.0	8.5	100		06/04/23 04:33	14808-79-8	
6010 MET ICP									
Analytical Method: EPA 6010 Preparation Method: EPA 3010									
Pace Analytical Services - Indianapolis									
Aluminum	ND	ug/L	200	54.4	1	06/06/23 16:47	06/08/23 15:33	7429-90-5	
Barium	40.0	ug/L	10.0	1.3	1	06/06/23 16:47	06/08/23 15:33	7440-39-3	
Boron	1930	ug/L	100	61.4	1	06/06/23 16:47	06/08/23 15:33	7440-42-8	
Cadmium	ND	ug/L	2.0	0.48	1	06/06/23 16:47	06/08/23 15:33	7440-43-9	
Calcium	238000	ug/L	2000	177	2	06/06/23 16:47	06/08/23 16:52	7440-70-2	
Iron	3070	ug/L	100	48.8	1	06/06/23 16:47	06/08/23 15:33	7439-89-6	
Lead	ND	ug/L	10.0	3.9	1	06/06/23 16:47	06/08/23 15:33	7439-92-1	
Lithium	50.1	ug/L	20.0	6.2	1	06/06/23 16:47	06/08/23 15:33	7439-93-2	
Magnesium	67200	ug/L	1000	43.0	1	06/06/23 16:47	06/08/23 15:33	7439-95-4	
Manganese	538	ug/L	10.0	5.4	1	06/06/23 16:47	06/08/23 15:33	7439-96-5	
Molybdenum	65.4	ug/L	10.0	2.0	1	06/06/23 16:47	06/08/23 15:33	7439-98-7	
Potassium	11000	ug/L	1000	200	1	06/06/23 16:47	06/08/23 15:33	7440-09-7	
Silica	15600	ug/L	450		1	06/06/23 16:47	06/08/23 15:33	7631-86-9	N2
Sodium	204000	ug/L	2000	568	2	06/06/23 16:47	06/08/23 16:52	7440-23-5	
6010 MET ICP, Dissolved									
Analytical Method: EPA 6010 Preparation Method: EPA 3010									
Pace Analytical Services - Indianapolis									
Iron, Dissolved	2790	ug/L	100	48.8	1	06/06/23 09:01	06/08/23 14:05	7439-89-6	
Manganese, Dissolved	545	ug/L	10.0	2.5	1	06/06/23 09:01	06/08/23 14:05	7439-96-5	
Molybdenum, Dissolved	65.1	ug/L	10.0	3.7	1	06/06/23 09:01	06/08/23 14:05	7439-98-7	
6020 MET ICPMS									
Analytical Method: EPA 6020 Preparation Method: EPA 200.2									
Pace Analytical Services - Indianapolis									
Antimony	ND	ug/L	1.0	0.13	1	06/05/23 17:15	06/06/23 22:50	7440-36-0	
Arsenic	4.3	ug/L	1.0	0.10	1	06/05/23 17:15	06/06/23 22:50	7440-38-2	
Beryllium	ND	ug/L	0.20	0.026	1	06/05/23 17:15	06/06/23 22:50	7440-41-7	
Chromium	ND	ug/L	10.0	0.20	1	06/05/23 17:15	06/06/23 22:50	7440-47-3	
Cobalt	ND	ug/L	1.0	0.082	1	06/05/23 17:15	06/06/23 22:50	7440-48-4	
Selenium	ND	ug/L	1.0	0.44	1	06/05/23 17:15	06/06/23 22:50	7782-49-2	
Thallium	ND	ug/L	1.0	0.072	1	06/05/23 17:15	06/06/23 22:50	7440-28-0	
7470 Mercury									
Analytical Method: EPA 7470 Preparation Method: EPA 7470									
Pace Analytical Services - Indianapolis									
Mercury	ND	ug/L	0.20	0.12	1	06/01/23 18:37	06/02/23 10:02	7439-97-6	
2320B Alkalinity									
Analytical Method: SM 2320B									
Pace Analytical Services - Indianapolis									
Alkalinity, Total as CaCO3	348	mg/L	10.0	10.0	1		05/26/23 02:19		

REPORT OF LABORATORY ANALYSIS

This report shall not be reproduced, except in full,
without the written consent of Pace Analytical Services, LLC.



ANALYTICAL RESULTS

Project: Harding Street P1R1
 Pace Project No.: 50345693

Sample: MW-2D		Lab ID: 50345693003		Collected: 05/23/23 14:00	Received: 05/24/23 15:40	Matrix: Water			
Parameters	Results	Units	Report Limit	MDL	DF	Prepared	Analyzed	CAS No.	Qual
2320B Alkalinity		Analytical Method: SM 2320B Pace Analytical Services - Indianapolis							
Alkalinity,Bicarbonate (CaCO3)	348	mg/L	10.0	10.0	1		05/26/23 02:19		
Alkalinity,Carbonate (CaCO3)	ND	mg/L	10.0	10.0	1		05/26/23 02:19		
2540C Total Dissolved Solids		Analytical Method: SM 2540C Pace Analytical Services - Indianapolis							
Total Dissolved Solids	1510	mg/L	20.0	20.0	1		05/29/23 08:21		
4500H+ pH, Electrometric		Analytical Method: SM 4500-H+B Pace Analytical Services - Indianapolis							
pH at 25 Degrees C	8.0	Std. Units	0.10	0.10	1		06/07/23 11:28		H3
4500S2D Sulfide Water		Analytical Method: SM 4500-S2-D Pace Analytical Services - Indianapolis							
Sulfide	ND	mg/L	0.10	0.025	1		05/25/23 13:19	18496-25-8	
Iron, Ferrous		Analytical Method: HACH 8146 Pace Analytical Services - Indianapolis							
Iron, Ferrous	ND	mg/L	0.20	0.035	1		05/26/23 11:57	15438-31-0	H3,N2
353.2 Nitrogen, NO2/NO3 unpres		Analytical Method: EPA 353.2 Pace Analytical Services - Indianapolis							
Nitrogen, Nitrate	0.24	mg/L	0.10	0.011	1		05/24/23 17:09	14797-55-8	
Nitrogen, Nitrite	ND	mg/L	0.10	0.0040	1		05/24/23 17:09	14797-65-0	
365.1 Total Phosphorus		Analytical Method: EPA 365.1 Preparation Method: EPA 365.1 Pace Analytical Services - Indianapolis							
Phosphate as P04	ND	mg/L	0.15	0.15	1	06/01/23 10:30	06/04/23 11:15		
5310C TOC		Analytical Method: SM 5310C Pace Analytical Services - Indianapolis							
Total Organic Carbon	ND	mg/L	4.0	0.94	4		06/08/23 13:38	7440-44-0	D3
5310C Dissolved Organic Carbon		Analytical Method: SM 5310C Pace Analytical Services - Indianapolis							
Dissolved Organic Carbon	2.1	mg/L	2.0	0.47	2		06/09/23 11:24		

REPORT OF LABORATORY ANALYSIS

This report shall not be reproduced, except in full,
 without the written consent of Pace Analytical Services, LLC.



ANALYTICAL RESULTS

Project: Harding Street P1R1

Pace Project No.: 50345693

Sample: MW-2S Lab ID: 50345693004 Collected: 05/23/23 15:10 Received: 05/24/23 15:40 Matrix: Water

Parameters	Results	Units	Report			Prepared	Analyzed	CAS No.	Qual
			Limit	MDL	DF				
9056 IC Anions									
Analytical Method: EPA 9056									
Pace Analytical Services - Indianapolis									
Chloride	205	mg/L	2.5	0.67	10		06/04/23 05:45	16887-00-6	
Fluoride	0.30	mg/L	0.10	0.017	1		06/04/23 05:27	16984-48-8	
Sulfate	144	mg/L	2.5	0.85	10		06/04/23 05:45	14808-79-8	
6010 MET ICP									
Analytical Method: EPA 6010 Preparation Method: EPA 3010									
Pace Analytical Services - Indianapolis									
Aluminum	ND	ug/L	200	54.4	1	06/06/23 16:47	06/08/23 15:40	7429-90-5	
Barium	91.8	ug/L	10.0	1.3	1	06/06/23 16:47	06/08/23 15:40	7440-39-3	
Boron	254	ug/L	100	61.4	1	06/06/23 16:47	06/08/23 15:40	7440-42-8	
Cadmium	ND	ug/L	2.0	0.48	1	06/06/23 16:47	06/08/23 15:40	7440-43-9	
Calcium	97000	ug/L	1000	88.4	1	06/06/23 16:47	06/08/23 15:40	7440-70-2	
Iron	1320	ug/L	100	48.8	1	06/06/23 16:47	06/08/23 15:40	7439-89-6	
Lead	ND	ug/L	10.0	3.9	1	06/06/23 16:47	06/08/23 15:40	7439-92-1	
Lithium	ND	ug/L	20.0	6.2	1	06/06/23 16:47	06/08/23 15:40	7439-93-2	
Magnesium	32300	ug/L	1000	43.0	1	06/06/23 16:47	06/08/23 15:40	7439-95-4	
Manganese	370	ug/L	10.0	5.4	1	06/06/23 16:47	06/08/23 15:40	7439-96-5	
Molybdenum	18.8	ug/L	10.0	2.0	1	06/06/23 16:47	06/08/23 15:40	7439-98-7	
Potassium	6220	ug/L	1000	200	1	06/06/23 16:47	06/08/23 15:40	7440-09-7	
Silica	8610	ug/L	450		1	06/06/23 16:47	06/08/23 15:40	7631-86-9	N2
Sodium	132000	ug/L	1000	284	1	06/06/23 16:47	06/08/23 15:40	7440-23-5	
6010 MET ICP, Dissolved									
Analytical Method: EPA 6010 Preparation Method: EPA 3010									
Pace Analytical Services - Indianapolis									
Iron, Dissolved	1130	ug/L	100	48.8	1	06/06/23 09:01	06/08/23 14:12	7439-89-6	
Manganese, Dissolved	372	ug/L	10.0	2.5	1	06/06/23 09:01	06/08/23 14:12	7439-96-5	
Molybdenum, Dissolved	18.2	ug/L	10.0	3.7	1	06/06/23 09:01	06/08/23 14:12	7439-98-7	
6020 MET ICPMS									
Analytical Method: EPA 6020 Preparation Method: EPA 200.2									
Pace Analytical Services - Indianapolis									
Antimony	ND	ug/L	1.0	0.13	1	06/05/23 17:15	06/06/23 22:54	7440-36-0	
Arsenic	7.9	ug/L	1.0	0.10	1	06/05/23 17:15	06/06/23 22:54	7440-38-2	
Beryllium	ND	ug/L	0.20	0.026	1	06/05/23 17:15	06/06/23 22:54	7440-41-7	
Chromium	ND	ug/L	10.0	0.20	1	06/05/23 17:15	06/06/23 22:54	7440-47-3	
Cobalt	ND	ug/L	1.0	0.082	1	06/05/23 17:15	06/06/23 22:54	7440-48-4	
Selenium	ND	ug/L	1.0	0.44	1	06/05/23 17:15	06/06/23 22:54	7782-49-2	
Thallium	ND	ug/L	1.0	0.072	1	06/05/23 17:15	06/06/23 22:54	7440-28-0	
7470 Mercury									
Analytical Method: EPA 7470 Preparation Method: EPA 7470									
Pace Analytical Services - Indianapolis									
Mercury	ND	ug/L	0.20	0.12	1	06/01/23 18:37	06/02/23 10:04	7439-97-6	
2320B Alkalinity									
Analytical Method: SM 2320B									
Pace Analytical Services - Indianapolis									
Alkalinity, Total as CaCO3	232	mg/L	10.0	10.0	1		05/26/23 02:19		

REPORT OF LABORATORY ANALYSIS

This report shall not be reproduced, except in full,
without the written consent of Pace Analytical Services, LLC.



ANALYTICAL RESULTS

Project: Harding Street P1R1

Pace Project No.: 50345693

Parameters	Results	Units	Report Limit	MDL	DF	Prepared	Analyzed	CAS No.	Qual
Sample: MW-2S									
Lab ID: 50345693004									
Collected: 05/23/23 15:10									
Received: 05/24/23 15:40									
Matrix: Water									
2320B Alkalinity									
Analytical Method: SM 2320B									
Pace Analytical Services - Indianapolis									
Alkalinity,Bicarbonate (CaCO3)	216	mg/L	10.0	10.0	1		05/26/23 02:19		
Alkalinity,Carbonate (CaCO3)	16.0	mg/L	10.0	10.0	1		05/26/23 02:19		
2540C Total Dissolved Solids									
Analytical Method: SM 2540C									
Pace Analytical Services - Indianapolis									
Total Dissolved Solids	716	mg/L	20.0	20.0	1		05/29/23 08:21		
4500H+ pH, Electrometric									
Analytical Method: SM 4500-H+B									
Pace Analytical Services - Indianapolis									
pH at 25 Degrees C	8.0	Std. Units	0.10	0.10	1		06/07/23 11:29		H3
4500S2D Sulfide Water									
Analytical Method: SM 4500-S2-D									
Pace Analytical Services - Indianapolis									
Sulfide	ND	mg/L	0.10	0.025	1		05/25/23 13:19	18496-25-8	
Iron, Ferrous									
Analytical Method: HACH 8146									
Pace Analytical Services - Indianapolis									
Iron, Ferrous	0.96	mg/L	0.20	0.035	1		05/26/23 11:57	15438-31-0	H3,N2
353.2 Nitrogen, NO2/NO3 unpres									
Analytical Method: EPA 353.2									
Pace Analytical Services - Indianapolis									
Nitrogen, Nitrate	ND	mg/L	0.10	0.011	1		05/24/23 17:11	14797-55-8	
Nitrogen, Nitrite	ND	mg/L	0.10	0.0040	1		05/24/23 17:11	14797-65-0	
365.1 Total Phosphorus									
Analytical Method: EPA 365.1 Preparation Method: EPA 365.1									
Pace Analytical Services - Indianapolis									
Phosphate as P04	0.75	mg/L	0.15	0.15	1	06/01/23 10:30	06/04/23 11:16		
5310C TOC									
Analytical Method: SM 5310C									
Pace Analytical Services - Indianapolis									
Total Organic Carbon	2.1	mg/L	1.0	0.24	1		06/08/23 04:52	7440-44-0	
5310C Dissolved Organic Carbon									
Analytical Method: SM 5310C									
Pace Analytical Services - Indianapolis									
Dissolved Organic Carbon	2.3	mg/L	2.0	0.47	2		06/09/23 12:36		

REPORT OF LABORATORY ANALYSIS

This report shall not be reproduced, except in full,
without the written consent of Pace Analytical Services, LLC.



QUALITY CONTROL DATA

Project: Harding Street P1R1

Pace Project No.: 50345693

QC Batch:	737321	Analysis Method:	EPA 9056
QC Batch Method:	EPA 9056	Analysis Description:	9056 IC Anions
		Laboratory:	Pace Analytical Services - Indianapolis

Associated Lab Samples: 50345693001, 50345693002, 50345693003, 50345693004

METHOD BLANK: 3382904 Matrix: Water

Associated Lab Samples: 50345693001, 50345693002, 50345693003, 50345693004

Parameter	Units	Blank Result	Reporting Limit	MDL	Analyzed	Qualifiers
Chloride	mg/L	ND	0.25	0.067	06/05/23 09:15	
Fluoride	mg/L	ND	0.10	0.017	06/05/23 09:15	
Sulfate	mg/L	ND	0.25	0.085	06/05/23 09:15	

LABORATORY CONTROL SAMPLE: 3382905

Parameter	Units	Spike Conc.	LCS Result	LCS % Rec	% Rec Limits	Qualifiers
Chloride	mg/L	2.5	2.3	92	80-120	
Fluoride	mg/L	1	0.97	97	80-120	
Sulfate	mg/L	5	4.5	91	80-120	

MATRIX SPIKE & MATRIX SPIKE DUPLICATE: 3382906 3382907

Parameter	Units	MS		MSD		MS Result	MSD Result	MS % Rec	MSD % Rec	% Rec Limits	RPD	Max RPD	Qual
		50345906002 Result	Spike Conc.	Spike Conc.	Result								
Chloride	mg/L	36.4	25	25	61.0	59.4	98	92	80-120	3	15		
Fluoride	mg/L	0.15	1	1	0.97	0.98	83	83	80-120	0	15		
Sulfate	mg/L	13.5	5	5	17.3	17.3	76	76	80-120	0	15 M0		

Results presented on this page are in the units indicated by the "Units" column except where an alternate unit is presented to the right of the result.

REPORT OF LABORATORY ANALYSIS

This report shall not be reproduced, except in full, without the written consent of Pace Analytical Services, LLC.



QUALITY CONTROL DATA

Project: Harding Street P1R1

Pace Project No.: 50345693

QC Batch: 736723

Analysis Method: EPA 7470

QC Batch Method: EPA 7470

Analysis Description: 7470 Mercury

Laboratory: Pace Analytical Services - Indianapolis

Associated Lab Samples: 50345693001, 50345693002, 50345693003, 50345693004

METHOD BLANK: 3380162

Matrix: Water

Associated Lab Samples: 50345693001, 50345693002, 50345693003, 50345693004

Parameter	Units	Blank Result	Reporting Limit	MDL	Analyzed	Qualifiers
Mercury	ug/L	ND	0.20	0.12	06/02/23 09:10	

LABORATORY CONTROL SAMPLE: 3380163

Parameter	Units	Spike Conc.	LCS Result	LCS % Rec	% Rec Limits	Qualifiers
Mercury	ug/L	5	5.4	107	80-120	

MATRIX SPIKE & MATRIX SPIKE DUPLICATE: 3380164 3380165

Parameter	Units	3380164		3380165		MS % Rec	MSD % Rec	% Rec Limits	RPD	Max RPD	Qual
		50345667002 Result	MS Spike Conc.	MSD Spike Conc.	MS Result						
Mercury	ug/L	ND	5	5	4.8	4.9	97	98	75-125	1	20

Results presented on this page are in the units indicated by the "Units" column except where an alternate unit is presented to the right of the result.

REPORT OF LABORATORY ANALYSIS

This report shall not be reproduced, except in full, without the written consent of Pace Analytical Services, LLC.



QUALITY CONTROL DATA

Project: Harding Street P1R1

Pace Project No.: 50345693

QC Batch: 737048 Analysis Method: EPA 6010
 QC Batch Method: EPA 3010 Analysis Description: 6010 MET
 Laboratory: Pace Analytical Services - Indianapolis

Associated Lab Samples: 50345693001, 50345693002, 50345693003, 50345693004

METHOD BLANK: 3381678 Matrix: Water

Associated Lab Samples: 50345693001, 50345693002, 50345693003, 50345693004

Parameter	Units	Blank Result	Reporting Limit	MDL	Analyzed	Qualifiers
Aluminum	ug/L	ND	200	54.4	06/08/23 14:42	
Barium	ug/L	ND	10.0	1.3	06/08/23 14:42	
Boron	ug/L	ND	100	61.4	06/08/23 14:42	
Cadmium	ug/L	ND	2.0	0.48	06/08/23 14:42	
Calcium	ug/L	ND	1000	88.4	06/08/23 14:42	
Iron	ug/L	ND	100	48.8	06/08/23 14:42	
Lead	ug/L	ND	10.0	3.9	06/08/23 14:42	
Lithium	ug/L	ND	20.0	6.2	06/08/23 14:42	
Magnesium	ug/L	ND	1000	43.0	06/08/23 14:42	
Manganese	ug/L	ND	10.0	5.4	06/08/23 14:42	
Molybdenum	ug/L	ND	10.0	2.0	06/08/23 14:42	
Potassium	ug/L	ND	1000	200	06/08/23 14:42	
Silica	ug/L	ND	450		06/08/23 14:42	N2
Sodium	ug/L	ND	1000	284	06/08/23 14:42	

LABORATORY CONTROL SAMPLE: 3381679

Parameter	Units	Spike Conc.	LCS Result	LCS % Rec	% Rec Limits	Qualifiers
Aluminum	ug/L	10000	9560	96	80-120	
Barium	ug/L	1000	957	96	80-120	
Boron	ug/L	1000	935	94	80-120	
Cadmium	ug/L	1000	947	95	80-120	
Calcium	ug/L	10000	9850	99	80-120	
Iron	ug/L	10000	9670	97	80-120	
Lead	ug/L	1000	927	93	80-120	
Lithium	ug/L	1000	1010	101	80-120	
Magnesium	ug/L	10000	9500	95	80-120	
Manganese	ug/L	1000	958	96	80-120	
Molybdenum	ug/L	1000	984	98	80-120	
Potassium	ug/L	10000	10100	101	80-120	
Silica	ug/L	10700	10100	94	80-120	N2
Sodium	ug/L	10000	9920	99	80-120	

Results presented on this page are in the units indicated by the "Units" column except where an alternate unit is presented to the right of the result.

REPORT OF LABORATORY ANALYSIS

This report shall not be reproduced, except in full,
 without the written consent of Pace Analytical Services, LLC.



QUALITY CONTROL DATA

Project: Harding Street P1R1

Pace Project No.: 50345693

MATRIX SPIKE & MATRIX SPIKE DUPLICATE: 3381680 3381681														
Parameter	Units	50344970001		MS	MSD	3381681		% Rec	% Rec	% Rec	Limits	RPD	Max RPD	Qual
		Result	Conc.	Spike Conc.	Spike Conc.	MS Result	MSD Result							
Aluminum	ug/L	ND	10000	10000	10500	10400	104	103	75-125	2	20			
Barium	ug/L	0.13 mg/L	1000	1000	1170	1160	104	102	75-125	1	20			
Boron	ug/L	50.1 mg/L	1000	1000	52200	51300	206	116	75-125	2	20	P6		
Cadmium	ug/L	ND	1000	1000	1020	1010	102	101	75-125	1	20			
Calcium	ug/L	213 mg/L	10000	10000	232000	226000	194	128	75-125	3	20	P6		
Iron	ug/L	7.8 mg/L	10000	10000	17900	17600	101	98	75-125	2	20			
Lead	ug/L	ND	1000	1000	934	929	93	93	75-125	0	20			
Lithium	ug/L	ND	1000	1000	1120	1110	112	111	75-125	1	20			
Magnesium	ug/L	54.2 mg/L	10000	10000	64900	64100	107	99	75-125	1	20			
Manganese	ug/L	3.5 mg/L	1000	1000	4540	4450	104	95	75-125	2	20			
Molybdenum	ug/L	0.34 mg/L	1000	1000	1390	1380	105	104	75-125	1	20			
Potassium	ug/L	2.1 mg/L	10000	10000	13500	13300	114	112	75-125	2	20			
Silica	ug/L	13.8 mg/L	10700	10700	24800	24400	103	99	75-125	2	20	N2		
Sodium	ug/L	58.9 mg/L	10000	10000	72300	71100	134	122	75-125	2	20	P6		

Results presented on this page are in the units indicated by the "Units" column except where an alternate unit is presented to the right of the result.

REPORT OF LABORATORY ANALYSIS

This report shall not be reproduced, except in full, without the written consent of Pace Analytical Services, LLC.



QUALITY CONTROL DATA

Project: Harding Street P1R1

Pace Project No.: 50345693

QC Batch:	736985	Analysis Method:	EPA 6010
QC Batch Method:	EPA 3010	Analysis Description:	6010 MET Dissolved
		Laboratory:	Pace Analytical Services - Indianapolis

Associated Lab Samples: 50345693001, 50345693002, 50345693003, 50345693004

METHOD BLANK: 3381356 Matrix: Water

Associated Lab Samples: 50345693001, 50345693002, 50345693003, 50345693004

Parameter	Units	Blank Result	Reporting Limit	MDL	Analyzed	Qualifiers
Iron, Dissolved	ug/L	ND	100	48.8	06/08/23 12:51	
Manganese, Dissolved	ug/L	ND	10.0	2.5	06/08/23 12:51	
Molybdenum, Dissolved	ug/L	ND	10.0	3.7	06/08/23 12:51	

LABORATORY CONTROL SAMPLE: 3381357

Parameter	Units	Spike Conc.	LCS Result	LCS % Rec	% Rec Limits	Qualifiers
Iron, Dissolved	ug/L	2500	2430	97	80-120	
Manganese, Dissolved	ug/L	1000	1040	104	80-120	
Molybdenum, Dissolved	ug/L	1000	1010	101	80-120	

MATRIX SPIKE & MATRIX SPIKE DUPLICATE: 3381358 3381359

Parameter	Units	MS		MSD		MS Result	MSD Result	MS % Rec	MSD % Rec	% Rec Limits	RPD	Max RPD	Qual
		50344970001	Result	Spike Conc.	Spike Conc.								
Iron, Dissolved	ug/L	7.3 mg/L	2500	2500	9440	9620	86	94	75-125	2	20		
Manganese, Dissolved	ug/L	3.5 mg/L	1000	1000	4440	4510	90	97	75-125	2	20		
Molybdenum, Dissolved	ug/L	0.33 mg/L	1000	1000	1350	1370	102	103	75-125	1	20		

Results presented on this page are in the units indicated by the "Units" column except where an alternate unit is presented to the right of the result.

REPORT OF LABORATORY ANALYSIS

This report shall not be reproduced, except in full, without the written consent of Pace Analytical Services, LLC.



QUALITY CONTROL DATA

Project: Harding Street P1R1

Pace Project No.: 50345693

QC Batch:	737482	Analysis Method:	EPA 6020
QC Batch Method:	EPA 200.2	Analysis Description:	6020 MET
		Laboratory:	Pace Analytical Services - Indianapolis

Associated Lab Samples: 50345693001, 50345693002, 50345693003, 50345693004

METHOD BLANK: 3383694 Matrix: Water

Associated Lab Samples: 50345693001, 50345693002, 50345693003, 50345693004

Parameter	Units	Blank Result	Reporting Limit	MDL	Analyzed	Qualifiers
Antimony	ug/L	ND	1.0	0.13	06/06/23 22:18	
Arsenic	ug/L	ND	1.0	0.10	06/06/23 22:18	
Beryllium	ug/L	ND	0.20	0.026	06/06/23 22:18	
Chromium	ug/L	ND	10.0	0.20	06/06/23 22:18	
Cobalt	ug/L	ND	1.0	0.082	06/06/23 22:18	
Selenium	ug/L	ND	1.0	0.44	06/06/23 22:18	
Thallium	ug/L	ND	1.0	0.072	06/06/23 22:18	

LABORATORY CONTROL SAMPLE: 3383695

Parameter	Units	Spike Conc.	LCS Result	LCS % Rec	% Rec Limits	Qualifiers
Antimony	ug/L	40	42.0	105	80-120	
Arsenic	ug/L	40	40.0	100	80-120	
Beryllium	ug/L	40	39.7	99	80-120	
Chromium	ug/L	40	42.0	105	80-120	
Cobalt	ug/L	40	41.3	103	80-120	
Selenium	ug/L	40	40.3	101	80-120	
Thallium	ug/L	40	40.8	102	80-120	

MATRIX SPIKE & MATRIX SPIKE DUPLICATE: 3383696 3383697

Parameter	Units	MS		MSD		MS % Rec	MSD % Rec	% Rec Limits	RPD	Max RPD	Qual
		50345696014 Result	Spike Conc.	Spike Conc.	Result						
Antimony	ug/L	ND	40	40	45.9	46.1	115	115	75-125	0	20
Arsenic	ug/L	1.1	40	40	42.1	42.2	103	103	75-125	0	20
Beryllium	ug/L	ND	40	40	44.7	44.9	112	112	75-125	0	20
Chromium	ug/L	1.1	40	40	40.9	41.0	100	100	75-125	0	20
Cobalt	ug/L	ND	40	40	38.7	38.5	96	96	75-125	1	20
Selenium	ug/L	ND	40	40	44.9	43.4	111	107	75-125	3	20
Thallium	ug/L	ND	40	40	42.0	41.7	105	104	75-125	1	20

Results presented on this page are in the units indicated by the "Units" column except where an alternate unit is presented to the right of the result.

REPORT OF LABORATORY ANALYSIS

This report shall not be reproduced, except in full, without the written consent of Pace Analytical Services, LLC.



QUALITY CONTROL DATA

Project: Harding Street P1R1

Pace Project No.: 50345693

QC Batch:	735983	Analysis Method:	SM 2320B
QC Batch Method:	SM 2320B	Analysis Description:	2320B Alkalinity
		Laboratory:	Pace Analytical Services - Indianapolis
Associated Lab Samples:	50345693001, 50345693002, 50345693003, 50345693004		

METHOD BLANK: 3377276 Matrix: Water
 Associated Lab Samples: 50345693001, 50345693002, 50345693003, 50345693004

Parameter	Units	Blank Result	Reporting Limit	MDL	Analyzed	Qualifiers
Alkalinity, Total as CaCO3	mg/L	ND	10.0	10.0	05/26/23 02:19	
Alkalinity,Bicarbonate (CaCO3)	mg/L	ND	10.0	10.0	05/26/23 02:19	
Alkalinity,Carbonate (CaCO3)	mg/L	ND	10.0	10.0	05/26/23 02:19	

LABORATORY CONTROL SAMPLE: 3377277

Parameter	Units	Spike Conc.	LCS Result	LCS % Rec	% Rec Limits	Qualifiers
Alkalinity, Total as CaCO3	mg/L	50	52.2	104	90-110	

SAMPLE DUPLICATE: 3377278

Parameter	Units	50345693004 Result	Dup Result	RPD	Max RPD	Qualifiers
Alkalinity, Total as CaCO3	mg/L	232	236	2	20	
Alkalinity,Bicarbonate (CaCO3)	mg/L	216	218	1	20	
Alkalinity,Carbonate (CaCO3)	mg/L	16.0	18.4	14	20	

SAMPLE DUPLICATE: 3377279

Parameter	Units	50345785002 Result	Dup Result	RPD	Max RPD	Qualifiers
Alkalinity, Total as CaCO3	mg/L	235	239	2	20	
Alkalinity,Bicarbonate (CaCO3)	mg/L	235	239	2	20	
Alkalinity,Carbonate (CaCO3)	mg/L	ND	ND		20	

Results presented on this page are in the units indicated by the "Units" column except where an alternate unit is presented to the right of the result.

REPORT OF LABORATORY ANALYSIS

This report shall not be reproduced, except in full, without the written consent of Pace Analytical Services, LLC.



QUALITY CONTROL DATA

Project: Harding Street P1R1

Pace Project No.: 50345693

QC Batch: 736330

Analysis Method: SM 2540C

QC Batch Method: SM 2540C

Analysis Description: 2540C Total Dissolved Solids

Laboratory: Pace Analytical Services - Indianapolis

Associated Lab Samples: 50345693001, 50345693002, 50345693003, 50345693004

METHOD BLANK: 3379018

Matrix: Water

Associated Lab Samples: 50345693001, 50345693002, 50345693003, 50345693004

Parameter	Units	Blank Result	Reporting Limit	MDL	Analyzed	Qualifiers
Total Dissolved Solids	mg/L	ND	10.0	10.0	05/29/23 08:19	

LABORATORY CONTROL SAMPLE: 3379019

Parameter	Units	Spike Conc.	LCS Result	LCS % Rec	% Rec Limits	Qualifiers
Total Dissolved Solids	mg/L	300	285	95	80-120	

SAMPLE DUPLICATE: 3379020

Parameter	Units	50345667009 Result	Dup Result	RPD	Max RPD	Qualifiers
Total Dissolved Solids	mg/L	324	322	1	10	

SAMPLE DUPLICATE: 3379021

Parameter	Units	50345689001 Result	Dup Result	RPD	Max RPD	Qualifiers
Total Dissolved Solids	mg/L	370	364	2	10	

Results presented on this page are in the units indicated by the "Units" column except where an alternate unit is presented to the right of the result.

REPORT OF LABORATORY ANALYSIS

This report shall not be reproduced, except in full, without the written consent of Pace Analytical Services, LLC.



QUALITY CONTROL DATA

Project: Harding Street P1R1

Pace Project No.: 50345693

QC Batch: 737985

Analysis Method: SM 4500-H+B

QC Batch Method: SM 4500-H+B

Analysis Description: 4500H+B pH

Laboratory: Pace Analytical Services - Indianapolis

Associated Lab Samples: 50345693001, 50345693002, 50345693003, 50345693004

SAMPLE DUPLICATE: 3385362

Parameter	Units	50344970001 Result	Dup Result	RPD	Max RPD	Qualifiers
pH at 25 Degrees C	Std. Units	7.3	7.3	0	2	H3

SAMPLE DUPLICATE: 3385363

Parameter	Units	50345760002 Result	Dup Result	RPD	Max RPD	Qualifiers
pH at 25 Degrees C	Std. Units	7.8	7.7	0	2	H3

Results presented on this page are in the units indicated by the "Units" column except where an alternate unit is presented to the right of the result.

REPORT OF LABORATORY ANALYSIS

This report shall not be reproduced, except in full,
without the written consent of Pace Analytical Services, LLC.



QUALITY CONTROL DATA

Project: Harding Street P1R1

Pace Project No.: 50345693

QC Batch: 735833	Analysis Method: SM 4500-S2-D
QC Batch Method: SM 4500-S2-D	Analysis Description: 4500S2D Sulfide Water
	Laboratory: Pace Analytical Services - Indianapolis

Associated Lab Samples: 50345693001

METHOD BLANK: 3376390 Matrix: Water

Associated Lab Samples: 50345693001

Parameter	Units	Blank Result	Reporting Limit	MDL	Analyzed	Qualifiers
Sulfide	mg/L	ND	0.10	0.025	05/25/23 12:39	

LABORATORY CONTROL SAMPLE: 3376391

Parameter	Units	Spike Conc.	LCS Result	LCS % Rec	% Rec Limits	Qualifiers
Sulfide	mg/L	0.5	0.51	103	90-110	

MATRIX SPIKE & MATRIX SPIKE DUPLICATE: 3376392 3376393

Parameter	Units	50345586002		50345634003		MS Result	MSD Result	MS % Rec	MSD % Rec	% Rec Limits	RPD	Max RPD	Qual
		MS Spike Conc.	MSD Spike Conc.	MS Result	MSD Result								
Sulfide	mg/L	ND	0.5	0.5	0.48	0.47	90	88	90-110	2	20	M0	

MATRIX SPIKE SAMPLE: 3376394

Parameter	Units	50345634003 Result	Spike Conc.	MS Result	MS % Rec	% Rec Limits	Qualifiers
Sulfide	mg/L	ND	0.5	0.45	90	90-110	

Results presented on this page are in the units indicated by the "Units" column except where an alternate unit is presented to the right of the result.

REPORT OF LABORATORY ANALYSIS

This report shall not be reproduced, except in full, without the written consent of Pace Analytical Services, LLC.



QUALITY CONTROL DATA

Project: Harding Street P1R1

Pace Project No.: 50345693

QC Batch:	735835	Analysis Method:	SM 4500-S2-D
QC Batch Method:	SM 4500-S2-D	Analysis Description:	4500S2D Sulfide Water
		Laboratory:	Pace Analytical Services - Indianapolis
Associated Lab Samples:	50345693002, 50345693003, 50345693004		

METHOD BLANK: 3376395 Matrix: Water
 Associated Lab Samples: 50345693002, 50345693003, 50345693004

Parameter	Units	Blank Result	Reporting Limit	MDL	Analyzed	Qualifiers
Sulfide	mg/L	ND	0.10	0.025	05/25/23 13:19	

LABORATORY CONTROL SAMPLE: 3376396

Parameter	Units	Spike Conc.	LCS Result	LCS % Rec	% Rec Limits	Qualifiers
Sulfide	mg/L	0.5	0.51	101	90-110	

MATRIX SPIKE & MATRIX SPIKE DUPLICATE: 3376397 3376398

Parameter	Units	50345615003 Result	MS Spike Conc.	MSD Spike Conc.	MS Result	MSD Result	MS % Rec	MSD % Rec	% Rec Limits	RPD	Max RPD	Qual
Sulfide	mg/L	ND	0.5	0.5	.032J	.028J	5	4	90-110		20	M3

Results presented on this page are in the units indicated by the "Units" column except where an alternate unit is presented to the right of the result.

REPORT OF LABORATORY ANALYSIS

This report shall not be reproduced, except in full, without the written consent of Pace Analytical Services, LLC.



QUALITY CONTROL DATA

Project: Harding Street P1R1

Pace Project No.: 50345693

QC Batch:	736057	Analysis Method:	HACH 8146
QC Batch Method:	HACH 8146	Analysis Description:	Iron, Ferrous
		Laboratory:	Pace Analytical Services - Indianapolis
Associated Lab Samples:	50345693001, 50345693002, 50345693003, 50345693004		

METHOD BLANK: 3377603 Matrix: Water
 Associated Lab Samples: 50345693001, 50345693002, 50345693003, 50345693004

Parameter	Units	Blank Result	Reporting Limit	MDL	Analyzed	Qualifiers
Iron, Ferrous	mg/L	ND	0.20	0.035	05/26/23 11:55	H3,N2

LABORATORY CONTROL SAMPLE: 3377604

Parameter	Units	Spike Conc.	LCS Result	LCS % Rec	% Rec Limits	Qualifiers
Iron, Ferrous	mg/L	1	0.99	99	90-110	H3,N2

MATRIX SPIKE & MATRIX SPIKE DUPLICATE: 3377605 3377606

Parameter	Units	50345634001 Result	MS Spike Conc.	MSD Spike Conc.	MS Result	MSD Result	MS % Rec	MSD % Rec	% Rec Limits	RPD	Max RPD	Qual
Iron, Ferrous	mg/L	0.54	1	1	1.6	1.6	102	109	90-110	5	20	H3,N2

MATRIX SPIKE SAMPLE: 3377607

Parameter	Units	50345733001 Result	Spike Conc.	MS Result	MS % Rec	% Rec Limits	Qualifiers
Iron, Ferrous	mg/L	ND	1	1.1	109	90-110	H3,N2

Results presented on this page are in the units indicated by the "Units" column except where an alternate unit is presented to the right of the result.

REPORT OF LABORATORY ANALYSIS

This report shall not be reproduced, except in full, without the written consent of Pace Analytical Services, LLC.



QUALITY CONTROL DATA

Project: Harding Street P1R1

Pace Project No.: 50345693

QC Batch:	735619	Analysis Method:	EPA 353.2
QC Batch Method:	EPA 353.2	Analysis Description:	353.2 Nitrate + Nitrite, Unpres.
		Laboratory:	Pace Analytical Services - Indianapolis

Associated Lab Samples: 50345693001, 50345693002, 50345693003, 50345693004

METHOD BLANK: 3375411 Matrix: Water
 Associated Lab Samples: 50345693001, 50345693002, 50345693003, 50345693004

Parameter	Units	Blank Result	Reporting Limit	MDL	Analyzed	Qualifiers
Nitrogen, Nitrate	mg/L	ND	0.10	0.011	05/24/23 16:43	
Nitrogen, Nitrite	mg/L	ND	0.10	0.0040	05/24/23 16:43	

LABORATORY CONTROL SAMPLE: 3375412

Parameter	Units	Spike Conc.	LCS Result	LCS % Rec	% Rec Limits	Qualifiers
Nitrogen, Nitrate	mg/L	1	0.91	91	90-110	
Nitrogen, Nitrite	mg/L	1	0.96	96	90-110	

MATRIX SPIKE & MATRIX SPIKE DUPLICATE: 3375413 3375414

Parameter	Units	50345645003 Result	MS Spike Conc.	MSD Spike Conc.	MS Result	MSD Result	MS % Rec	MSD % Rec	% Rec Limits	RPD	Max RPD	Qual
Nitrogen, Nitrate	mg/L	ND	1	1	0.94	0.95	92	93	90-110	1	20	
Nitrogen, Nitrite	mg/L	ND	1	1	0.98	0.99	98	99	90-110	1	20	

MATRIX SPIKE SAMPLE: 3375522

Parameter	Units	50345693004 Result	Spike Conc.	MS Result	MS % Rec	% Rec Limits	Qualifiers
Nitrogen, Nitrate	mg/L	ND	1	0.87	86	90-110	
Nitrogen, Nitrite	mg/L	ND	1	0.92	91	90-110	

Results presented on this page are in the units indicated by the "Units" column except where an alternate unit is presented to the right of the result.

REPORT OF LABORATORY ANALYSIS

This report shall not be reproduced, except in full, without the written consent of Pace Analytical Services, LLC.



QUALITY CONTROL DATA

Project: Harding Street P1R1

Pace Project No.: 50345693

QC Batch:	736924	Analysis Method:	EPA 365.1
QC Batch Method:	EPA 365.1	Analysis Description:	365.1 Total Phosphorus
		Laboratory:	Pace Analytical Services - Indianapolis

Associated Lab Samples: 50345693001, 50345693002, 50345693003, 50345693004

METHOD BLANK: 3381096 Matrix: Water
 Associated Lab Samples: 50345693001, 50345693002, 50345693003, 50345693004

Parameter	Units	Blank Result	Reporting Limit	MDL	Analyzed	Qualifiers
Phosphate as P04	mg/L	ND	0.15	0.15	06/04/23 10:59	

LABORATORY CONTROL SAMPLE: 3381097

Parameter	Units	Spike Conc.	LCS Result	LCS % Rec	% Rec Limits	Qualifiers
Phosphate as P04	mg/L		1.6			

MATRIX SPIKE & MATRIX SPIKE DUPLICATE: 3381098 3381099

Parameter	Units	50345684005 Result	MS Spike Conc.	MSD Spike Conc.	MS Result	MSD Result	MS % Rec	MSD % Rec	% Rec Limits	RPD	Max RPD	Qual
Phosphate as P04	mg/L	0.25			1.7	1.6				4		

MATRIX SPIKE SAMPLE: 3381100

Parameter	Units	50345693004 Result	Spike Conc.	MS Result	MS % Rec	% Rec Limits	Qualifiers
Phosphate as P04	mg/L	0.75		2.1			

Results presented on this page are in the units indicated by the "Units" column except where an alternate unit is presented to the right of the result.

REPORT OF LABORATORY ANALYSIS

This report shall not be reproduced, except in full, without the written consent of Pace Analytical Services, LLC.



QUALITY CONTROL DATA

Project: Harding Street P1R1
 Pace Project No.: 50345693

QC Batch: 738017 Analysis Method: SM 5310C
 QC Batch Method: SM 5310C Analysis Description: 5310C Total Organic Carbon
 Laboratory: Pace Analytical Services - Indianapolis
 Associated Lab Samples: 50345693001, 50345693002, 50345693003, 50345693004

METHOD BLANK: 3385485 Matrix: Water
 Associated Lab Samples: 50345693001, 50345693002, 50345693003, 50345693004

Parameter	Units	Blank Result	Reporting Limit	MDL	Analyzed	Qualifiers
Total Organic Carbon	mg/L	ND	1.0	0.24	06/07/23 19:54	

LABORATORY CONTROL SAMPLE: 3385486

Parameter	Units	Spike Conc.	LCS Result	LCS % Rec	% Rec Limits	Qualifiers
Total Organic Carbon	mg/L	10	9.7	97	90-110	

MATRIX SPIKE & MATRIX SPIKE DUPLICATE: 3385487 3385488

Parameter	Units	50345667004		3385487		3385488		% Rec Limits	RPD	Max RPD	Qual
		MS Result	MSD Result	MS Spike Conc.	MSD Spike Conc.	MS Result	MSD Result				
Total Organic Carbon	mg/L	3.3	10	10	13.0	13.1	97	98	80-120	1	20

MATRIX SPIKE SAMPLE: 3385489

Parameter	Units	50345693003 Result	Spike Conc.	MS Result	MS % Rec	% Rec Limits	Qualifiers
Total Organic Carbon	mg/L	ND	10	11.9	100	80-120	

Results presented on this page are in the units indicated by the "Units" column except where an alternate unit is presented to the right of the result.

REPORT OF LABORATORY ANALYSIS

This report shall not be reproduced, except in full,
 without the written consent of Pace Analytical Services, LLC.



QUALITY CONTROL DATA

Project: Harding Street P1R1

Pace Project No.: 50345693

QC Batch:	737849	Analysis Method:	SM 5310C
QC Batch Method:	SM 5310C	Analysis Description:	5310C Dissolved Organic Carbon
		Laboratory:	Pace Analytical Services - Indianapolis

Associated Lab Samples: 50345693001

METHOD BLANK:	3384882	Matrix:	Water
Associated Lab Samples:	50345693001		

Parameter	Units	Blank Result	Reporting Limit	MDL	Analyzed	Qualifiers
Dissolved Organic Carbon	mg/L	ND	1.0	0.24	06/07/23 19:06	

LABORATORY CONTROL SAMPLE: 3384883						
Parameter	Units	Spike Conc.	LCS Result	LCS % Rec	% Rec Limits	Qualifiers
Dissolved Organic Carbon	mg/L	10	9.8	98	90-110	

MATRIX SPIKE & MATRIX SPIKE DUPLICATE: 3384884												3384885	
Parameter	Units	50345528002 Result	MS Spike Conc.	MSD Spike Conc.	MS Result	MSD Result	MS % Rec	MSD % Rec	% Rec Limits	RPD	Max RPD	Qual	
Dissolved Organic Carbon	mg/L	4.6	10	10	14.3	14.4	97	98	80-120	0	20		

MATRIX SPIKE SAMPLE: 3385478											
Parameter	Units	50345634003 Result	Spike Conc.	MS Result	MS % Rec	% Rec Limits	Qualifiers				
Dissolved Organic Carbon	mg/L	2.0	10	12.0	100	80-120					

Results presented on this page are in the units indicated by the "Units" column except where an alternate unit is presented to the right of the result.

REPORT OF LABORATORY ANALYSIS

This report shall not be reproduced, except in full, without the written consent of Pace Analytical Services, LLC.



QUALITY CONTROL DATA

Project: Harding Street P1R1

Pace Project No.: 50345693

QC Batch:	738249	Analysis Method:	SM 5310C
QC Batch Method:	SM 5310C	Analysis Description:	5310C Dissolved Organic Carbon
		Laboratory:	Pace Analytical Services - Indianapolis
Associated Lab Samples:	50345693002, 50345693003, 50345693004		

METHOD BLANK: 3386634 Matrix: Water

Associated Lab Samples: 50345693002, 50345693003, 50345693004

Parameter	Units	Blank Result	Reporting Limit	MDL	Analyzed	Qualifiers
Dissolved Organic Carbon	mg/L	ND	1.0	0.24	06/09/23 00:41	

LABORATORY CONTROL SAMPLE: 3386635

Parameter	Units	Spike Conc.	LCS Result	LCS % Rec	% Rec Limits	Qualifiers
Dissolved Organic Carbon	mg/L	10	10.3	103	90-110	

MATRIX SPIKE & MATRIX SPIKE DUPLICATE: 3386636 3386637

Parameter	Units	50345693003		3386637		% Rec	% Rec	% Rec Limits	RPD	Max RPD	Qual
		MS Spike Conc.	MSD Spike Conc.	MS Result	MSD Result						
Dissolved Organic Carbon	mg/L	2.1	20	20	23.1	22.9	105	104	80-120	1	20

MATRIX SPIKE SAMPLE: 3386638

Parameter	Units	50345838003 Result	Spike Conc.	MS Result	MS % Rec	% Rec Limits	Qualifiers
Dissolved Organic Carbon	mg/L	1.2	10	11.1	99	80-120	

Results presented on this page are in the units indicated by the "Units" column except where an alternate unit is presented to the right of the result.

REPORT OF LABORATORY ANALYSIS

This report shall not be reproduced, except in full, without the written consent of Pace Analytical Services, LLC.



ANALYTICAL RESULTS - RADIOCHEMISTRY

Project: Harding Street P1R1

Pace Project No.: 50345693

Sample: MW-2D1 **Lab ID: 50345693001** Collected: 05/23/23 09:52 Received: 05/24/23 15:40 Matrix: Water
PWS: Site ID: Sample Type:

Parameters	Method	Act ± Unc (MDC) Carr Trac	Units	Analyzed	CAS No.	Qual
	Pace Analytical Services - Greensburg					
Radium-226	EPA 903.1	5.99 ± 1.55 (0.732) C:NA T:91%	pCi/L	06/21/23 15:54	13982-63-3	
	Pace Analytical Services - Greensburg					
Radium-228	EPA 904.0	1.81 ± 0.545 (0.657) C:85% T:84%	pCi/L	06/19/23 12:11	15262-20-1	
	Pace Analytical Services - Greensburg					
Total Radium	Total Radium Calculation	7.80 ± 2.10 (1.39)	pCi/L	06/22/23 08:06	7440-14-4	

REPORT OF LABORATORY ANALYSIS

This report shall not be reproduced, except in full, without the written consent of Pace Analytical Services, LLC.



ANALYTICAL RESULTS - RADIOCHEMISTRY

Project: Harding Street P1R1

Pace Project No.: 50345693

Sample: MW-2IL **Lab ID: 50345693002** Collected: 05/23/23 11:52 Received: 05/24/23 15:40 Matrix: Water
 PWS: Site ID: Sample Type:

Parameters	Method	Act ± Unc (MDC) Carr Trac	Units	Analyzed	CAS No.	Qual
	Pace Analytical Services - Greensburg					
Radium-226	EPA 903.1	0.0603 ± 0.392 (0.791) C:NA T:100%	pCi/L	06/21/23 15:54	13982-63-3	
	Pace Analytical Services - Greensburg					
Radium-228	EPA 904.0	0.626 ± 0.341 (0.615) C:91% T:91%	pCi/L	06/19/23 12:11	15262-20-1	
	Pace Analytical Services - Greensburg					
Total Radium	Total Radium Calculation	0.686 ± 0.733 (1.41)	pCi/L	06/22/23 08:06	7440-14-4	

REPORT OF LABORATORY ANALYSIS

This report shall not be reproduced, except in full,
 without the written consent of Pace Analytical Services, LLC.



ANALYTICAL RESULTS - RADIOCHEMISTRY

Project: Harding Street P1R1

Pace Project No.: 50345693

Sample: MW-2D **Lab ID: 50345693003** Collected: 05/23/23 14:00 Received: 05/24/23 15:40 Matrix: Water
 PWS: Site ID: Sample Type:

Parameters	Method	Act ± Unc (MDC) Carr Trac	Units	Analyzed	CAS No.	Qual
	Pace Analytical Services - Greensburg					
Radium-226	EPA 903.1	0.820 ± 0.544 (0.634) C:NA T:92%	pCi/L	06/21/23 15:54	13982-63-3	
	Pace Analytical Services - Greensburg					
Radium-228	EPA 904.0	0.913 ± 0.410 (0.669) C:88% T:78%	pCi/L	06/19/23 12:11	15262-20-1	
	Pace Analytical Services - Greensburg					
Total Radium	Total Radium Calculation	1.73 ± 0.954 (1.30)	pCi/L	06/22/23 08:06	7440-14-4	

REPORT OF LABORATORY ANALYSIS

This report shall not be reproduced, except in full,
 without the written consent of Pace Analytical Services, LLC.



ANALYTICAL RESULTS - RADIOCHEMISTRY

Project: Harding Street P1R1

Pace Project No.: 50345693

Sample: MW-2S **Lab ID: 50345693004** Collected: 05/23/23 15:10 Received: 05/24/23 15:40 Matrix: Water
 PWS: Site ID: Sample Type:

Parameters	Method	Act ± Unc (MDC) Carr Trac	Units	Analyzed	CAS No.	Qual
	Pace Analytical Services - Greensburg					
Radium-226	EPA 903.1	0.691 ± 0.611 (0.906) C:NA T:93%	pCi/L	06/21/23 15:54	13982-63-3	
	Pace Analytical Services - Greensburg					
Radium-228	EPA 904.0	0.593 ± 0.340 (0.613) C:85% T:88%	pCi/L	06/19/23 12:11	15262-20-1	
	Pace Analytical Services - Greensburg					
Total Radium	Total Radium Calculation	1.28 ± 0.951 (1.52)	pCi/L	06/22/23 08:06	7440-14-4	

REPORT OF LABORATORY ANALYSIS

This report shall not be reproduced, except in full,
 without the written consent of Pace Analytical Services, LLC.



QUALITY CONTROL - RADIOCHEMISTRY

Project: Harding Street P1R1

Pace Project No.: 50345693

QC Batch: 592615

Analysis Method: EPA 903.1

QC Batch Method: EPA 903.1

Analysis Description: 903.1 Radium-226

Laboratory: Pace Analytical Services - Greensburg

Associated Lab Samples: 50345693001, 50345693002, 50345693003, 50345693004

METHOD BLANK: 2879401

Matrix: Water

Associated Lab Samples: 50345693001, 50345693002, 50345693003, 50345693004

Parameter	Act ± Unc (MDC) Carr Trac	Units	Analyzed	Qualifiers
Radium-226	0.208 ± 0.239 (0.141) C:NA T:95%	pCi/L	06/21/23 15:54	

Results presented on this page are in the units indicated by the "Units" column except where an alternate unit is presented to the right of the result.

REPORT OF LABORATORY ANALYSIS

This report shall not be reproduced, except in full, without the written consent of Pace Analytical Services, LLC.



QUALITY CONTROL - RADIOCHEMISTRY

Project: Harding Street P1R1

Pace Project No.: 50345693

QC Batch: 592616

Analysis Method: EPA 904.0

QC Batch Method: EPA 904.0

Analysis Description: 904.0 Radium 228

Laboratory: Pace Analytical Services - Greensburg

Associated Lab Samples: 50345693001, 50345693002, 50345693003, 50345693004

METHOD BLANK: 2879402

Matrix: Water

Associated Lab Samples: 50345693001, 50345693002, 50345693003, 50345693004

Parameter	Act ± Unc (MDC) Carr Trac	Units	Analyzed	Qualifiers
Radium-228	0.676 ± 0.318 (0.514) C:79% T:95%	pCi/L	06/19/23 12:11	

Results presented on this page are in the units indicated by the "Units" column except where an alternate unit is presented to the right of the result.

REPORT OF LABORATORY ANALYSIS

This report shall not be reproduced, except in full, without the written consent of Pace Analytical Services, LLC.



QUALIFIERS

Project: Harding Street P1R1

Pace Project No.: 50345693

DEFINITIONS

DF - Dilution Factor, if reported, represents the factor applied to the reported data due to dilution of the sample aliquot.

ND - Not Detected at or above adjusted reporting limit.

TNTC - Too Numerous To Count

J - Estimated concentration above the adjusted method detection limit and below the adjusted reporting limit.

MDL - Adjusted Method Detection Limit.

PQL - Practical Quantitation Limit.

RL - Reporting Limit - The lowest concentration value that meets project requirements for quantitative data with known precision and bias for a specific analyte in a specific matrix.

S - Surrogate

1,2-Diphenylhydrazine decomposes to and cannot be separated from Azobenzene using Method 8270. The result for each analyte is a combined concentration.

Consistent with EPA guidelines, unrounded data are displayed and have been used to calculate % recovery and RPD values.

LCS(D) - Laboratory Control Sample (Duplicate)

MS(D) - Matrix Spike (Duplicate)

DUP - Sample Duplicate

RPD - Relative Percent Difference

NC - Not Calculable.

SG - Silica Gel - Clean-Up

U - Indicates the compound was analyzed for, but not detected.

N-Nitrosodiphenylamine decomposes and cannot be separated from Diphenylamine using Method 8270. The result reported for each analyte is a combined concentration.

Reported results are not rounded until the final step prior to reporting. Therefore, calculated parameters that are typically reported as "Total" may vary slightly from the sum of the reported component parameters.

Act - Activity

Unc - Uncertainty: SDWA = 1.96 sigma count uncertainty, all other matrices = Expanded Uncertainty (95% confidence interval).

Gamma Spec = Expanded Uncertainty (95.4% Confidence Interval)

(MDC) - Minimum Detectable Concentration

Trac - Tracer Recovery (%)

Carr - Carrier Recovery (%)

Pace Analytical is TNI accredited. Contact your Pace PM for the current list of accredited analytes.

TNI - The NELAC Institute.

ANALYTE QUALIFIERS

D3 Sample was diluted due to the presence of high levels of non-target analytes or other matrix interference.

H3 Sample was received or analysis requested beyond the recognized method holding time.

M0 Matrix spike recovery and/or matrix spike duplicate recovery was outside laboratory control limits.

M3 Matrix spike recovery was outside laboratory control limits due to matrix interferences.

N2 The lab does not hold NELAC/TNI accreditation for this parameter but other accreditations/certifications may apply. A complete list of accreditations/certifications is available upon request.

P6 Matrix spike recovery was outside laboratory control limits due to a parent sample concentration notably higher than the spike level.

REPORT OF LABORATORY ANALYSIS

This report shall not be reproduced, except in full,
without the written consent of Pace Analytical Services, LLC.



QUALITY CONTROL DATA CROSS REFERENCE TABLE

Project: Harding Street P1R1

Pace Project No.: 50345693

Lab ID	Sample ID	QC Batch Method	QC Batch	Analytical Method	Analytical Batch
50345693001	MW-2D1	EPA 9056	737321		
50345693002	MW-2IL	EPA 9056	737321		
50345693003	MW-2D	EPA 9056	737321		
50345693004	MW-2S	EPA 9056	737321		
50345693001	MW-2D1	EPA 3010	737048	EPA 6010	738212
50345693002	MW-2IL	EPA 3010	737048	EPA 6010	738212
50345693003	MW-2D	EPA 3010	737048	EPA 6010	738212
50345693004	MW-2S	EPA 3010	737048	EPA 6010	738212
50345693001	MW-2D1	EPA 3010	736985	EPA 6010	738217
50345693002	MW-2IL	EPA 3010	736985	EPA 6010	738217
50345693003	MW-2D	EPA 3010	736985	EPA 6010	738217
50345693004	MW-2S	EPA 3010	736985	EPA 6010	738217
50345693001	MW-2D1	EPA 200.2	737482	EPA 6020	737682
50345693002	MW-2IL	EPA 200.2	737482	EPA 6020	737682
50345693003	MW-2D	EPA 200.2	737482	EPA 6020	737682
50345693004	MW-2S	EPA 200.2	737482	EPA 6020	737682
50345693001	MW-2D1	EPA 7470	736723	EPA 7470	737184
50345693002	MW-2IL	EPA 7470	736723	EPA 7470	737184
50345693003	MW-2D	EPA 7470	736723	EPA 7470	737184
50345693004	MW-2S	EPA 7470	736723	EPA 7470	737184
50345693001	MW-2D1	EPA 903.1	592615		
50345693002	MW-2IL	EPA 903.1	592615		
50345693003	MW-2D	EPA 903.1	592615		
50345693004	MW-2S	EPA 903.1	592615		
50345693001	MW-2D1	EPA 904.0	592616		
50345693002	MW-2IL	EPA 904.0	592616		
50345693003	MW-2D	EPA 904.0	592616		
50345693004	MW-2S	EPA 904.0	592616		
50345693001	MW-2D1	Total Radium Calculation	596751		
50345693002	MW-2IL	Total Radium Calculation	596751		
50345693003	MW-2D	Total Radium Calculation	596751		
50345693004	MW-2S	Total Radium Calculation	596751		
50345693001	MW-2D1	SM 2320B	735983		
50345693002	MW-2IL	SM 2320B	735983		
50345693003	MW-2D	SM 2320B	735983		
50345693004	MW-2S	SM 2320B	735983		
50345693001	MW-2D1	SM 2540C	736330		
50345693002	MW-2IL	SM 2540C	736330		
50345693003	MW-2D	SM 2540C	736330		
50345693004	MW-2S	SM 2540C	736330		
50345693001	MW-2D1	SM 4500-H+B	737985		
50345693002	MW-2IL	SM 4500-H+B	737985		
50345693003	MW-2D	SM 4500-H+B	737985		
50345693004	MW-2S	SM 4500-H+B	737985		

REPORT OF LABORATORY ANALYSIS

This report shall not be reproduced, except in full, without the written consent of Pace Analytical Services, LLC.



QUALITY CONTROL DATA CROSS REFERENCE TABLE

Project: Harding Street P1R1

Pace Project No.: 50345693

Lab ID	Sample ID	QC Batch Method	QC Batch	Analytical Method	Analytical Batch
50345693001	MW-2D1	SM 4500-S2-D	735833		
50345693002	MW-2IL	SM 4500-S2-D	735835		
50345693003	MW-2D	SM 4500-S2-D	735835		
50345693004	MW-2S	SM 4500-S2-D	735835		
50345693001	MW-2D1	HACH 8146	736057		
50345693002	MW-2IL	HACH 8146	736057		
50345693003	MW-2D	HACH 8146	736057		
50345693004	MW-2S	HACH 8146	736057		
50345693001	MW-2D1	EPA 353.2	735619		
50345693002	MW-2IL	EPA 353.2	735619		
50345693003	MW-2D	EPA 353.2	735619		
50345693004	MW-2S	EPA 353.2	735619		
50345693001	MW-2D1	EPA 365.1	736924	EPA 365.1	737461
50345693002	MW-2IL	EPA 365.1	736924	EPA 365.1	737461
50345693003	MW-2D	EPA 365.1	736924	EPA 365.1	737461
50345693004	MW-2S	EPA 365.1	736924	EPA 365.1	737461
50345693001	MW-2D1	SM 5310C	738017		
50345693002	MW-2IL	SM 5310C	738017		
50345693003	MW-2D	SM 5310C	738017		
50345693004	MW-2S	SM 5310C	738017		
50345693001	MW-2D1	SM 5310C	737849		
50345693002	MW-2IL	SM 5310C	738249		
50345693003	MW-2D	SM 5310C	738249		
50345693004	MW-2S	SM 5310C	738249		

REPORT OF LABORATORY ANALYSIS

This report shall not be reproduced, except in full, without the written consent of Pace Analytical Services, LLC.



SAMPLE CONDITION UPON RECEIPT FORM

Date/Time and Initials of person examining contents: ATW 5/24/23 1610

- 1. Courier: FED EX UPS CLIENT PACE USPS OTHER _____
- 2. Custody Seal on Cooler/Box Present: Yes No
(If yes)Seals Intact: Yes No (leave blank if no seals were present)
- 3. Thermometer: **1 2 3 4 5 6** A B C D E F
- 4. Cooler Temperature(s): 1.2/0.2 1.9/0.4
(Initial/Corrected) RECORD TEMPS OF ALL COOLERS RECEIVED (use Comments below to add more)

- 5. Packing Material: Bubble Wrap Bubble Bags
 None Other _____
- 6. Ice Type: Wet Blue None
- 7. If temp. is over 6°C or under 0°C, was the PM notified?: Yes No
Cooler temp should be above freezing to 6°C

All discrepancies will be written out in the comments section below.

	Yes	No		Yes	No	N/A
USDA Regulated Soils? (HI, ID, NY, WA, OR, CA, NM, TX, OK, AR, LA, TN, AL, MS, NC, SC, GA, FL, or Puerto Rico)		<input checked="" type="checkbox"/>	All containers needing acid/base preservation have been pH CHECKED?: Exceptions: VOA, coliform, LLHg, O&G, RAD CHEM, and any container with a septum cap or preserved with HCl.			
Short Hold Time Analysis (48 hours or less)? Analysis: <u>NO3</u>	<input checked="" type="checkbox"/>		Circle: <u>HNO3 (<2)</u> <u>H2SO4 (<2)</u> NaOH (>10) <u>NaOH/ZnAc (>9)</u> Any non-conformance to pH recommendations will be noted on the container count form	<input checked="" type="checkbox"/>		
Time 5035A TC placed in Freezer or Short Holds To Lab		Time: <u>1635</u>	Residual Chlorine Check (SVOC 625 Pest/PCB 608)	<u>Present</u>	<u>Absent</u>	<u>N/A</u>
Rush TAT Requested (4 days or less):		<input checked="" type="checkbox"/>	Residual Chlorine Check (Total/Amenable/Free Cyanide)			<input checked="" type="checkbox"/>
Custody Signatures Present?	<input checked="" type="checkbox"/>		Headspace Wisconsin Sulfide?			<input checked="" type="checkbox"/>
Containers Intact?:	<input checked="" type="checkbox"/>		Headspace in VOA Vials (>6mm): See Containter Count form for details	<u>Present</u>	<u>Absent</u>	<u>No VOA Vials Sent</u>
Sample Label (IDs/Dates/Times) Match COC?: Except TCs, which only require sample ID	<input checked="" type="checkbox"/>		Trip Blank Present?		<input checked="" type="checkbox"/>	
Extra labels on Terracore Vials? (soils only)			Trip Blank Custody Seals?:		<input checked="" type="checkbox"/>	

COMMENTS:



August 01, 2023

Mr. Mark Breting
ATC Group Services
7988 Centerpoint Drive
Suite 100
Indianapolis, IN 46256

RE: Project: Harding Street P1R1
Pace Project No.: 50345838

Dear Mr. Breting:

Enclosed are the analytical results for sample(s) received by the laboratory on May 25, 2023. The results relate only to the samples included in this report. Results reported herein conform to the applicable TNI/NELAC Standards and the laboratory's Quality Manual, where applicable, unless otherwise noted in the body of the report.

The test results provided in this final report were generated by each of the following laboratories within the Pace Network:

- Pace Analytical Services - Indianapolis
- Pace Analytical Services - Greensburg

If you have any questions concerning this report, please feel free to contact me.

Sincerely,

Will Statz
will.statz@pacelabs.com
(317)228-3105
Project Manager

Enclosures

cc: Mohammed Bazlamit, Atlas
Mr. Robert Miller, Haley & Aldrich



REPORT OF LABORATORY ANALYSIS

This report shall not be reproduced, except in full,
without the written consent of Pace Analytical Services, LLC.



CERTIFICATIONS

Project: Harding Street P1R1
Pace Project No.: 50345838

Pace Analytical Services Pennsylvania

1638 Roseytown Rd Suites 2,3&4, Greensburg, PA 15601
ANAB DOD-ELAP Rad Accreditation #: L2417
ANABISO/IEC 17025:2017 Rad Cert#: L24170
Alabama Certification #: 41590
Arizona Certification #: AZ0734
Arkansas Certification
California Certification #: 2950
Colorado Certification #: PA01547
Connecticut Certification #: PH-0694
EPA Region 4 DW Rad
Florida/TNI Certification #: E87683
Georgia Certification #: C040
Guam Certification
Hawaii Certification
Idaho Certification
Illinois Certification
Indiana Certification
Iowa Certification #: 391
Kansas Certification #: E-10358
Kentucky Certification #: KY90133
KY WW Permit #: KY0098221
KY WW Permit #: KY0000221
Louisiana DHH/TNI Certification #: LA010
Louisiana DEQ/TNI Certification #: 04086
Maine Certification #: 2023021
Maryland Certification #: 308
Massachusetts Certification #: M-PA1457
Michigan/PADEP Certification #: 9991

Missouri Certification #: 235
Montana Certification #: Cert0082
Nebraska Certification #: NE-OS-29-14
Nevada Certification #: PA014572023-03
New Hampshire/TNI Certification #: 297622
New Jersey/TNI Certification #: PA051
New Mexico Certification #: PA01457
New York/TNI Certification #: 10888
North Carolina Certification #: 42706
North Dakota Certification #: R-190
Ohio EPA Rad Approval: #41249
Oregon/TNI Certification #: PA200002-015
Pennsylvania/TNI Certification #: 65-00282
Puerto Rico Certification #: PA01457
Rhode Island Certification #: 65-00282
South Dakota Certification
Tennessee Certification #: TN02867
Texas/TNI Certification #: T104704188-22-18
Utah/TNI Certification #: PA014572223-14
USDA Soil Permit #: 525-23-67-77263
Vermont Dept. of Health: ID# VT-0282
Virgin Island/PADEP Certification
Virginia/VELAP Certification #: 460198
Washington Certification #: C868
West Virginia DEP Certification #: 143
West Virginia DHHR Certification #: 9964C
Wisconsin Approve List for Rad

Pace Analytical Services Indianapolis

7726 Moller Road, Indianapolis, IN 46268
Illinois Accreditation #: 200074
Indiana Drinking Water Laboratory #: C-49-06
Kansas/TNI Certification #: E-10177
Kentucky UST Agency Interest #: 80226
Kentucky WW Laboratory ID #: 98019
Michigan Drinking Water Laboratory #9050

Ohio VAP Certified Laboratory #: CL0065
Oklahoma Laboratory #: 9204
Texas Certification #: T104704355
Wisconsin Laboratory #: 999788130
USDA Foreign Soil Permit #: 525-23-13-23119
USDA Compliance Agreement #: IN-SL-22-001

REPORT OF LABORATORY ANALYSIS

This report shall not be reproduced, except in full,
without the written consent of Pace Analytical Services, LLC.



SAMPLE SUMMARY

Project: Harding Street P1R1

Pace Project No.: 50345838

Lab ID	Sample ID	Matrix	Date Collected	Date Received
50345838001	MW-4SR	Water	05/24/23 15:55	05/25/23 15:50
50345838002	MW-11D	Water	05/24/23 10:40	05/25/23 15:50
50345838003	MW-9I	Water	05/24/23 12:01	05/25/23 15:50
50345838004	MW-9D	Water	05/24/23 12:50	05/25/23 15:50
50345838005	MW-9SR	Water	05/24/23 14:53	05/25/23 15:50
50345838006	DUP 4	Water	05/24/23 00:00	05/25/23 15:50

REPORT OF LABORATORY ANALYSIS

This report shall not be reproduced, except in full,
without the written consent of Pace Analytical Services, LLC.



SAMPLE ANALYTE COUNT

Project: Harding Street P1R1

Pace Project No.: 50345838

Lab ID	Sample ID	Method	Analysts	Analytes Reported	Laboratory		
50345838001	MW-4SR	EPA 9056	RID	3	PASI-I		
		EPA 6010	MTM	14	PASI-I		
		EPA 6010	MTM	3	PASI-I		
		EPA 6020	DMT	7	PASI-I		
		EPA 7470	EAE	1	PASI-I		
		EPA 903.1	CLM	1	PASI-PA		
		EPA 904.0	JJS1	1	PASI-PA		
		Total Radium Calculation	JAL	1	PASI-PA		
		SM 2320B	DAW	3	PASI-I		
		SM 2540C	AEL	1	PASI-I		
		SM 4500-H+B	BMS	1	PASI-I		
		SM 4500-S2-D	STS	1	PASI-I		
		HACH 8146	BEP	1	PASI-I		
		EPA 353.2	ZM	2	PASI-I		
		EPA 365.1	YAM	1	PASI-I		
		SM 5310C	MMS	1	PASI-I		
		SM 5310C	MMS	1	PASI-I		
		50345838002	MW-11D	EPA 9056	RID	3	PASI-I
				EPA 6010	MTM	14	PASI-I
				EPA 6010	MTM	3	PASI-I
EPA 6020	DMT			7	PASI-I		
EPA 7470	EAE			1	PASI-I		
EPA 903.1	CLM			1	PASI-PA		
EPA 904.0	JJS1			1	PASI-PA		
Total Radium Calculation	JAL			1	PASI-PA		
SM 2320B	DAW			3	PASI-I		
SM 2540C	AEL			1	PASI-I		
SM 4500-H+B	BMS			1	PASI-I		
SM 4500-S2-D	STS			1	PASI-I		
HACH 8146	BEP			1	PASI-I		
EPA 353.2	ZM			2	PASI-I		
EPA 365.1	YAM			1	PASI-I		
SM 5310C	MMS			1	PASI-I		
SM 5310C	MMS			1	PASI-I		
50345838003	MW-9I			EPA 9056	RID	3	PASI-I
				EPA 6010	MTM	14	PASI-I
				EPA 6010	MTM	3	PASI-I

REPORT OF LABORATORY ANALYSIS

This report shall not be reproduced, except in full, without the written consent of Pace Analytical Services, LLC.



SAMPLE ANALYTE COUNT

Project: Harding Street P1R1

Pace Project No.: 50345838

Lab ID	Sample ID	Method	Analysts	Analytes Reported	Laboratory
50345838004	MW-9D	EPA 6020	DMT	7	PASI-I
		EPA 7470	EAE	1	PASI-I
		EPA 903.1	CLM	1	PASI-PA
		EPA 904.0	JJS1	1	PASI-PA
		Total Radium Calculation	JAL	1	PASI-PA
		SM 2320B	DAW	3	PASI-I
		SM 2540C	AEL	1	PASI-I
		SM 4500-H+B	BMS	1	PASI-I
		SM 4500-S2-D	STS	1	PASI-I
		HACH 8146	BEP	1	PASI-I
		EPA 353.2	ZM	2	PASI-I
		EPA 365.1	YAM	1	PASI-I
		SM 5310C	MMS	1	PASI-I
		SM 5310C	MMS	1	PASI-I
		EPA 9056	RID	3	PASI-I
		EPA 6010	MTM	14	PASI-I
		EPA 6010	MTM	3	PASI-I
		EPA 6020	DMT	7	PASI-I
		EPA 7470	EAE	1	PASI-I
		EPA 903.1	CLM	1	PASI-PA
		EPA 904.0	JJS1	1	PASI-PA
		Total Radium Calculation	JAL	1	PASI-PA
		SM 2320B	DAW	3	PASI-I
		SM 2540C	AEL	1	PASI-I
		SM 4500-H+B	BMS	1	PASI-I
		SM 4500-S2-D	STS	1	PASI-I
		HACH 8146	BEP	1	PASI-I
		EPA 353.2	ZM	2	PASI-I
EPA 365.1	YAM	1	PASI-I		
SM 5310C	MMS	1	PASI-I		
SM 5310C	MMS	1	PASI-I		
50345838005	MW-9SR	EPA 9056	RID	3	PASI-I
		EPA 6010	MTM	14	PASI-I
		EPA 6010	MTM	3	PASI-I
		EPA 6020	DMT	7	PASI-I
		EPA 7470	EAE	1	PASI-I
		EPA 903.1	CLM	1	PASI-PA

REPORT OF LABORATORY ANALYSIS

This report shall not be reproduced, except in full, without the written consent of Pace Analytical Services, LLC.



SAMPLE ANALYTE COUNT

Project: Harding Street P1R1

Pace Project No.: 50345838

Lab ID	Sample ID	Method	Analysts	Analytes Reported	Laboratory
		EPA 904.0	JJS1	1	PASI-PA
		Total Radium Calculation	JAL	1	PASI-PA
		SM 2320B	DAW	3	PASI-I
		SM 2540C	TRK	1	PASI-I
		SM 4500-H+B	BMS	1	PASI-I
		SM 4500-S2-D	STS	1	PASI-I
		HACH 8146	BEP	1	PASI-I
		EPA 353.2	ZM	2	PASI-I
		EPA 365.1	YAM	1	PASI-I
		SM 5310C	MMS	1	PASI-I
		SM 5310C	MMS	1	PASI-I
50345838006	DUP 4	EPA 9056	RID	3	PASI-I
		EPA 6010	MTM	14	PASI-I
		EPA 6010	MTM	3	PASI-I
		EPA 6020	DMT	7	PASI-I
		EPA 7470	EAE	1	PASI-I
		EPA 903.1	CLM	1	PASI-PA
		EPA 904.0	JJS1	1	PASI-PA
		Total Radium Calculation	JAL	1	PASI-PA
		SM 2320B	DAW	3	PASI-I
		SM 2540C	TRK	1	PASI-I
		SM 4500-H+B	BMS	1	PASI-I
		SM 4500-S2-D	STS	1	PASI-I
		HACH 8146	BEP	1	PASI-I
		EPA 353.2	ZM	2	PASI-I
		EPA 365.1	YAM	1	PASI-I
		SM 5310C	MMS	1	PASI-I
		SM 5310C	MMS	1	PASI-I

PASI-I = Pace Analytical Services - Indianapolis

PASI-PA = Pace Analytical Services - Greensburg

REPORT OF LABORATORY ANALYSIS

This report shall not be reproduced, except in full,
without the written consent of Pace Analytical Services, LLC.



SUMMARY OF DETECTION

Project: Harding Street P1R1
 Pace Project No.: 50345838

Lab Sample ID	Client Sample ID	Result	Units	Report Limit	Analyzed	Qualifiers
Method	Parameters					
50345838001	MW-4SR					
EPA 9056	Chloride	72.0	mg/L	2.5	06/09/23 09:49	
EPA 9056	Fluoride	0.10	mg/L	0.10	06/09/23 09:30	
EPA 9056	Sulfate	64.2	mg/L	2.5	06/09/23 09:49	
EPA 6010	Aluminum	339	ug/L	200	06/09/23 17:00	
EPA 6010	Barium	57.2	ug/L	10.0	06/09/23 17:00	
EPA 6010	Boron	2130	ug/L	100	06/09/23 17:00	
EPA 6010	Calcium	103000	ug/L	1000	06/09/23 17:00	
EPA 6010	Iron	621	ug/L	100	06/09/23 17:00	
EPA 6010	Magnesium	22400	ug/L	1000	06/09/23 17:00	
EPA 6010	Manganese	10.3	ug/L	10.0	06/09/23 17:00	
EPA 6010	Potassium	1950	ug/L	1000	06/09/23 17:00	
EPA 6010	Silica	10700	ug/L	450	06/09/23 17:00	N2
EPA 6010	Sodium	50100	ug/L	1000	06/09/23 17:00	
EPA 6020	Selenium	3.7	ug/L	1.0	06/07/23 07:53	
EPA 903.1	Radium-226	0.000 ± 0.532 (1.13) C:NA T:93%	pCi/L		06/23/23 15:26	
EPA 904.0	Radium-228	-0.0459 ± 0.458 (1.09) C:83% T:82%	pCi/L		06/20/23 19:22	
Total Radium Calculation	Total Radium	0.000 ± 0.990 (2.22)	pCi/L		06/26/23 16:32	
SM 2320B	Alkalinity, Total as CaCO3	288	mg/L	10.0	05/26/23 21:06	
SM 2320B	Alkalinity,Bicarbonate (CaCO3)	288	mg/L	10.0	05/26/23 21:06	
SM 2540C	Total Dissolved Solids	510	mg/L	10.0	05/31/23 08:17	
SM 4500-H+B	pH at 25 Degrees C	7.6	Std. Units	0.10	06/10/23 19:27	H3
EPA 353.2	Nitrogen, Nitrate	0.23	mg/L	0.10	05/25/23 21:01	
SM 5310C	Dissolved Organic Carbon	1.2	mg/L	1.0	06/09/23 05:18	
50345838002	MW-11D					
EPA 9056	Chloride	75.6	mg/L	2.5	06/09/23 12:47	
EPA 9056	Fluoride	0.31	mg/L	0.10	06/09/23 12:29	
EPA 9056	Sulfate	584	mg/L	25.0	06/12/23 10:24	
EPA 6010	Barium	20.5	ug/L	10.0	06/09/23 17:02	
EPA 6010	Boron	11100	ug/L	100	06/09/23 17:02	
EPA 6010	Calcium	199000	ug/L	1000	06/09/23 17:02	
EPA 6010	Iron	5340	ug/L	100	06/09/23 17:02	
EPA 6010	Lithium	130	ug/L	20.0	06/09/23 17:02	
EPA 6010	Magnesium	48300	ug/L	1000	06/09/23 17:02	
EPA 6010	Manganese	41.4	ug/L	10.0	06/09/23 17:02	
EPA 6010	Potassium	3030	ug/L	1000	06/09/23 17:02	
EPA 6010	Silica	16400	ug/L	450	06/09/23 17:02	N2
EPA 6010	Sodium	73100	ug/L	1000	06/09/23 17:02	
EPA 6010	Iron, Dissolved	5350	ug/L	100	06/08/23 10:22	
EPA 6010	Manganese, Dissolved	44.4	ug/L	10.0	06/08/23 10:22	
EPA 6020	Arsenic	15.0	ug/L	1.0	06/07/23 07:57	

REPORT OF LABORATORY ANALYSIS

This report shall not be reproduced, except in full,
 without the written consent of Pace Analytical Services, LLC.



SUMMARY OF DETECTION

Project: Harding Street P1R1

Pace Project No.: 50345838

Lab Sample ID	Client Sample ID	Result	Units	Report Limit	Analyzed	Qualifiers
Method	Parameters					
50345838002	MW-11D					
EPA 903.1	Radium-226	-0.0863 ± 0.561 (1.22) C:NA T:88%	pCi/L		06/23/23 15:37	
EPA 904.0	Radium-228	1.14 ± 0.509 (0.801) C:88% T:92%	pCi/L		06/20/23 19:22	
Total Radium Calculation	Total Radium	1.14 ± 1.07 (2.02)	pCi/L		06/26/23 16:32	
SM 2320B	Alkalinity, Total as CaCO3	260	mg/L	10.0	05/26/23 21:06	
SM 2320B	Alkalinity,Bicarbonate (CaCO3)	260	mg/L	10.0	05/26/23 21:06	
SM 2540C	Total Dissolved Solids	1200	mg/L	20.0	05/31/23 08:18	
SM 4500-H+B	pH at 25 Degrees C	7.5	Std. Units	0.10	06/10/23 19:28	H3
SM 5310C	Total Organic Carbon	1.3	mg/L	1.0	06/08/23 23:43	
SM 5310C	Dissolved Organic Carbon	1.2	mg/L	1.0	06/09/23 05:29	
50345838003	MW-9I					
EPA 9056	Chloride	114	mg/L	2.5	06/09/23 13:23	
EPA 9056	Fluoride	0.78	mg/L	0.10	06/09/23 13:05	
EPA 9056	Sulfate	69.8	mg/L	2.5	06/09/23 13:23	
EPA 6010	Barium	62.0	ug/L	10.0	06/09/23 17:05	
EPA 6010	Boron	1090	ug/L	100	06/09/23 17:05	
EPA 6010	Calcium	86400	ug/L	1000	06/09/23 17:05	
EPA 6010	Iron	736	ug/L	100	06/09/23 17:05	
EPA 6010	Magnesium	21600	ug/L	1000	06/09/23 17:05	
EPA 6010	Manganese	183	ug/L	10.0	06/09/23 17:05	
EPA 6010	Molybdenum	111	ug/L	10.0	06/09/23 17:05	
EPA 6010	Potassium	4980	ug/L	1000	06/09/23 17:05	
EPA 6010	Silica	11000	ug/L	450	06/09/23 17:05	N2
EPA 6010	Sodium	70600	ug/L	1000	06/09/23 17:05	
EPA 6010	Iron, Dissolved	687	ug/L	100	06/08/23 10:32	
EPA 6010	Manganese, Dissolved	191	ug/L	10.0	06/08/23 10:32	
EPA 6010	Molybdenum, Dissolved	110	ug/L	10.0	06/08/23 10:32	
EPA 6020	Arsenic	30.6	ug/L	1.0	06/07/23 08:00	
EPA 903.1	Radium-226	0.723 ± 0.654 (0.965) C:NA T:93%	pCi/L		06/23/23 15:26	
EPA 904.0	Radium-228	0.383 ± 0.478 (1.01) C:86% T:82%	pCi/L		06/20/23 19:23	
Total Radium Calculation	Total Radium	1.11 ± 1.13 (1.98)	pCi/L		06/26/23 16:32	
SM 2320B	Alkalinity, Total as CaCO3	251	mg/L	10.0	05/26/23 21:06	
SM 2320B	Alkalinity,Bicarbonate (CaCO3)	251	mg/L	10.0	05/26/23 21:06	
SM 2540C	Total Dissolved Solids	550	mg/L	10.0	05/31/23 08:18	
SM 4500-H+B	pH at 25 Degrees C	8.2	Std. Units	0.10	06/10/23 19:29	H3

REPORT OF LABORATORY ANALYSIS

This report shall not be reproduced, except in full,
without the written consent of Pace Analytical Services, LLC.



SUMMARY OF DETECTION

Project: Harding Street P1R1
 Pace Project No.: 50345838

Lab Sample ID	Client Sample ID	Result	Units	Report Limit	Analyzed	Qualifiers
Method	Parameters					
50345838003	MW-9I					
HACH 8146	Iron, Ferrous	0.62	mg/L	0.20	05/26/23 15:49	H3,N2
SM 5310C	Total Organic Carbon	1.2	mg/L	1.0	06/08/23 23:58	
SM 5310C	Dissolved Organic Carbon	1.2	mg/L	1.0	06/09/23 05:40	
50345838004	MW-9D					
EPA 9056	Chloride	124	mg/L	2.5	06/09/23 15:12	
EPA 9056	Fluoride	0.48	mg/L	0.10	06/09/23 14:54	
EPA 9056	Sulfate	140	mg/L	2.5	06/09/23 15:12	
EPA 6010	Barium	49.3	ug/L	10.0	06/09/23 17:07	
EPA 6010	Boron	749	ug/L	100	06/09/23 17:07	
EPA 6010	Calcium	106000	ug/L	1000	06/09/23 17:07	
EPA 6010	Iron	1630	ug/L	100	06/09/23 17:07	
EPA 6010	Magnesium	27800	ug/L	1000	06/09/23 17:07	
EPA 6010	Manganese	243	ug/L	10.0	06/09/23 17:07	
EPA 6010	Molybdenum	47.5	ug/L	10.0	06/09/23 17:07	
EPA 6010	Potassium	5320	ug/L	1000	06/09/23 17:07	
EPA 6010	Silica	12000	ug/L	450	06/09/23 17:07	N2
EPA 6010	Sodium	76900	ug/L	1000	06/09/23 17:07	
EPA 6010	Iron, Dissolved	1490	ug/L	100	06/08/23 10:34	
EPA 6010	Manganese, Dissolved	251	ug/L	10.0	06/08/23 10:34	
EPA 6010	Molybdenum, Dissolved	47.3	ug/L	10.0	06/08/23 10:34	
EPA 6020	Arsenic	23.2	ug/L	1.0	06/07/23 08:10	
EPA 903.1	Radium-226	0.745 ± 0.779	pCi/L		06/23/23 15:26	
		(1.22) C:NA T:88%				
EPA 904.0	Radium-228	0.569 ± 0.538 (1.10) C:87% T:79%	pCi/L		06/20/23 19:23	
Total Radium Calculation	Total Radium	1.31 ± 1.32 (2.32)	pCi/L		06/26/23 16:32	
SM 2320B	Alkalinity, Total as CaCO3	256	mg/L	10.0	05/26/23 21:06	
SM 2320B	Alkalinity,Bicarbonate (CaCO3)	256	mg/L	10.0	05/26/23 21:06	
SM 2540C	Total Dissolved Solids	682	mg/L	10.0	05/31/23 08:18	
SM 4500-H+B	pH at 25 Degrees C	8.0	Std. Units	0.10	06/10/23 19:31	H3
HACH 8146	Iron, Ferrous	1.1	mg/L	0.20	05/26/23 15:49	H3,N2
SM 5310C	Total Organic Carbon	1.1	mg/L	1.0	06/09/23 00:27	
SM 5310C	Dissolved Organic Carbon	1.3	mg/L	1.0	06/09/23 06:03	
50345838005	MW-9SR					
EPA 9056	Chloride	105	mg/L	2.5	06/09/23 16:06	
EPA 9056	Fluoride	0.61	mg/L	0.10	06/09/23 15:48	
EPA 9056	Sulfate	181	mg/L	2.5	06/09/23 16:06	
EPA 6010	Barium	39.1	ug/L	10.0	06/09/23 17:09	
EPA 6010	Boron	5770	ug/L	100	06/09/23 17:09	
EPA 6010	Calcium	122000	ug/L	1000	06/09/23 17:09	
EPA 6010	Iron	244	ug/L	100	06/09/23 17:09	
EPA 6010	Lithium	61.5	ug/L	20.0	06/09/23 17:09	

REPORT OF LABORATORY ANALYSIS

This report shall not be reproduced, except in full,
 without the written consent of Pace Analytical Services, LLC.



SUMMARY OF DETECTION

Project: Harding Street P1R1
 Pace Project No.: 50345838

Lab Sample ID	Client Sample ID	Result	Units	Report Limit	Analyzed	Qualifiers
Method	Parameters					
50345838005	MW-9SR					
EPA 6010	Magnesium	22600	ug/L	1000	06/09/23 17:09	
EPA 6010	Manganese	80.3	ug/L	10.0	06/09/23 17:09	
EPA 6010	Molybdenum	226	ug/L	10.0	06/09/23 17:09	
EPA 6010	Potassium	8930	ug/L	1000	06/09/23 17:09	
EPA 6010	Silica	11400	ug/L	450	06/09/23 17:09	N2
EPA 6010	Sodium	72500	ug/L	1000	06/09/23 17:09	
EPA 6010	Manganese, Dissolved	88.3	ug/L	10.0	06/08/23 10:36	
EPA 6010	Molybdenum, Dissolved	229	ug/L	10.0	06/08/23 10:36	
EPA 6020	Antimony	1.8	ug/L	1.0	06/07/23 08:13	
EPA 6020	Selenium	28.4	ug/L	1.0	06/07/23 08:13	
EPA 903.1	Radium-226	0.559 ± 0.452 (0.252) C:NA T:89%	pCi/L		06/23/23 15:26	
EPA 904.0	Radium-228	0.531 ± 0.400 (0.795) C:85% T:87%	pCi/L		06/20/23 15:28	
Total Radium Calculation	Total Radium	1.09 ± 0.852 (1.05)	pCi/L		06/26/23 16:32	
SM 2320B	Alkalinity, Total as CaCO3	244	mg/L	10.0	05/26/23 21:06	
SM 2320B	Alkalinity,Bicarbonate (CaCO3)	244	mg/L	10.0	05/26/23 21:06	
SM 2540C	Total Dissolved Solids	626	mg/L	20.0	05/31/23 10:51	
SM 4500-H+B	pH at 25 Degrees C	7.9	Std. Units	0.10	06/10/23 19:32	H3
SM 5310C	Dissolved Organic Carbon	1.1	mg/L	1.0	06/09/23 06:14	
50345838006	DUP 4					
EPA 9056	Chloride	121	mg/L	2.5	06/09/23 16:42	
EPA 9056	Fluoride	0.48	mg/L	0.10	06/09/23 16:24	
EPA 9056	Sulfate	139	mg/L	2.5	06/09/23 16:42	
EPA 6010	Barium	49.6	ug/L	10.0	06/09/23 17:11	
EPA 6010	Boron	745	ug/L	100	06/09/23 17:11	
EPA 6010	Calcium	107000	ug/L	1000	06/09/23 17:11	
EPA 6010	Iron	1600	ug/L	100	06/09/23 17:11	
EPA 6010	Magnesium	27300	ug/L	1000	06/09/23 17:11	
EPA 6010	Manganese	239	ug/L	10.0	06/09/23 17:11	
EPA 6010	Molybdenum	47.2	ug/L	10.0	06/09/23 17:11	
EPA 6010	Potassium	5440	ug/L	1000	06/09/23 17:11	
EPA 6010	Silica	11700	ug/L	450	06/09/23 17:11	N2
EPA 6010	Sodium	76900	ug/L	1000	06/09/23 17:11	
EPA 6010	Iron, Dissolved	1470	ug/L	100	06/08/23 10:39	
EPA 6010	Manganese, Dissolved	250	ug/L	10.0	06/08/23 10:39	
EPA 6010	Molybdenum, Dissolved	47.0	ug/L	10.0	06/08/23 10:39	
EPA 6020	Arsenic	23.5	ug/L	1.0	06/07/23 08:16	
EPA 903.1	Radium-226	0.370 ± 0.630 (1.11) C:NA T:89%	pCi/L		06/23/23 15:26	

REPORT OF LABORATORY ANALYSIS

This report shall not be reproduced, except in full,
 without the written consent of Pace Analytical Services, LLC.



SUMMARY OF DETECTION

Project: Harding Street P1R1

Pace Project No.: 50345838

Lab Sample ID Method	Client Sample ID Parameters	Result	Units	Report Limit	Analyzed	Qualifiers
50345838006	DUP 4					
EPA 904.0	Radium-228	0.787 ± 0.454 (0.842) C:86% T:78%	pCi/L		06/20/23 15:29	
Total Radium Calculation	Total Radium	1.16 ± 1.08 (1.95)	pCi/L		06/26/23 16:32	
SM 2320B	Alkalinity, Total as CaCO3	253	mg/L	10.0	05/26/23 21:06	
SM 2320B	Alkalinity,Bicarbonate (CaCO3)	253	mg/L	10.0	05/26/23 21:06	
SM 2540C	Total Dissolved Solids	640	mg/L	10.0	05/31/23 10:51	
SM 4500-H+B	pH at 25 Degrees C	7.9	Std. Units	0.10	06/10/23 19:33	H3
HACH 8146	Iron, Ferrous	1.1	mg/L	0.20	05/26/23 15:48	H3,N2
SM 5310C	Total Organic Carbon	1.1	mg/L	1.0	06/09/23 16:15	
SM 5310C	Dissolved Organic Carbon	1.4	mg/L	1.0	06/09/23 06:25	

REPORT OF LABORATORY ANALYSIS

This report shall not be reproduced, except in full,
without the written consent of Pace Analytical Services, LLC.



ANALYTICAL RESULTS

Project: Harding Street P1R1

Pace Project No.: 50345838

Sample: MW-4SR Lab ID: 50345838001 Collected: 05/24/23 15:55 Received: 05/25/23 15:50 Matrix: Water

Parameters	Results	Units	Report			Prepared	Analyzed	CAS No.	Qual
			Limit	MDL	DF				
9056 IC Anions									
Analytical Method: EPA 9056									
Pace Analytical Services - Indianapolis									
Chloride	72.0	mg/L	2.5	0.67	10		06/09/23 09:49	16887-00-6	
Fluoride	0.10	mg/L	0.10	0.017	1		06/09/23 09:30	16984-48-8	
Sulfate	64.2	mg/L	2.5	0.85	10		06/09/23 09:49	14808-79-8	
6010 MET ICP									
Analytical Method: EPA 6010 Preparation Method: EPA 3010									
Pace Analytical Services - Indianapolis									
Aluminum	339	ug/L	200	55.4	1	06/07/23 16:45	06/09/23 17:00	7429-90-5	
Barium	57.2	ug/L	10.0	2.1	1	06/07/23 16:45	06/09/23 17:00	7440-39-3	
Boron	2130	ug/L	100	37.6	1	06/07/23 16:45	06/09/23 17:00	7440-42-8	
Cadmium	ND	ug/L	2.0	0.66	1	06/07/23 16:45	06/09/23 17:00	7440-43-9	
Calcium	103000	ug/L	1000	163	1	06/07/23 16:45	06/09/23 17:00	7440-70-2	
Iron	621	ug/L	100	48.8	1	06/07/23 16:45	06/09/23 17:00	7439-89-6	
Lead	ND	ug/L	10.0	2.6	1	06/07/23 16:45	06/09/23 17:00	7439-92-1	
Lithium	ND	ug/L	20.0	6.2	1	06/07/23 16:45	06/09/23 17:00	7439-93-2	
Magnesium	22400	ug/L	1000	71.8	1	06/07/23 16:45	06/09/23 17:00	7439-95-4	
Manganese	10.3	ug/L	10.0	2.5	1	06/07/23 16:45	06/09/23 17:00	7439-96-5	
Molybdenum	ND	ug/L	10.0	3.7	1	06/07/23 16:45	06/09/23 17:00	7439-98-7	
Potassium	1950	ug/L	1000	281	1	06/07/23 16:45	06/09/23 17:00	7440-09-7	
Silica	10700	ug/L	450		1	06/07/23 16:45	06/09/23 17:00	7631-86-9	N2
Sodium	50100	ug/L	1000	214	1	06/07/23 16:45	06/09/23 17:00	7440-23-5	
6010 MET ICP, Dissolved									
Analytical Method: EPA 6010 Preparation Method: EPA 3010									
Pace Analytical Services - Indianapolis									
Iron, Dissolved	ND	ug/L	100	48.8	1	06/07/23 08:07	06/08/23 10:20	7439-89-6	
Manganese, Dissolved	ND	ug/L	10.0	2.5	1	06/07/23 08:07	06/08/23 10:20	7439-96-5	
Molybdenum, Dissolved	ND	ug/L	10.0	3.7	1	06/07/23 08:07	06/08/23 10:20	7439-98-7	
6020 MET ICPMS									
Analytical Method: EPA 6020 Preparation Method: EPA 200.2									
Pace Analytical Services - Indianapolis									
Antimony	ND	ug/L	1.0	0.044	1	06/06/23 07:04	06/07/23 07:53	7440-36-0	
Arsenic	ND	ug/L	1.0	0.064	1	06/06/23 07:04	06/07/23 07:53	7440-38-2	
Beryllium	ND	ug/L	0.20	0.026	1	06/06/23 07:04	06/07/23 07:53	7440-41-7	
Chromium	ND	ug/L	10.0	0.15	1	06/06/23 07:04	06/07/23 07:53	7440-47-3	
Cobalt	ND	ug/L	1.0	0.024	1	06/06/23 07:04	06/07/23 07:53	7440-48-4	
Selenium	3.7	ug/L	1.0	0.23	1	06/06/23 07:04	06/07/23 07:53	7782-49-2	
Thallium	ND	ug/L	1.0	0.042	1	06/06/23 07:04	06/07/23 07:53	7440-28-0	
7470 Mercury									
Analytical Method: EPA 7470 Preparation Method: EPA 7470									
Pace Analytical Services - Indianapolis									
Mercury	ND	ug/L	0.20	0.091	1	06/07/23 10:32	06/08/23 17:23	7439-97-6	
2320B Alkalinity									
Analytical Method: SM 2320B									
Pace Analytical Services - Indianapolis									
Alkalinity, Total as CaCO3	288	mg/L	10.0	10.0	1		05/26/23 21:06		

REPORT OF LABORATORY ANALYSIS

This report shall not be reproduced, except in full,
without the written consent of Pace Analytical Services, LLC.



ANALYTICAL RESULTS

Project: Harding Street P1R1
 Pace Project No.: 50345838

Sample: MW-4SR		Lab ID: 50345838001		Collected: 05/24/23 15:55		Received: 05/25/23 15:50		Matrix: Water	
Parameters	Results	Units	Report Limit	MDL	DF	Prepared	Analyzed	CAS No.	Qual
2320B Alkalinity									
Analytical Method: SM 2320B									
Pace Analytical Services - Indianapolis									
Alkalinity,Bicarbonate (CaCO3)	288	mg/L	10.0	10.0	1		05/26/23 21:06		
Alkalinity,Carbonate (CaCO3)	ND	mg/L	10.0	10.0	1		05/26/23 21:06		
2540C Total Dissolved Solids									
Analytical Method: SM 2540C									
Pace Analytical Services - Indianapolis									
Total Dissolved Solids	510	mg/L	10.0	10.0	1		05/31/23 08:17		
4500H+ pH, Electrometric									
Analytical Method: SM 4500-H+B									
Pace Analytical Services - Indianapolis									
pH at 25 Degrees C	7.6	Std. Units	0.10	0.10	1		06/10/23 19:27		H3
4500S2D Sulfide Water									
Analytical Method: SM 4500-S2-D									
Pace Analytical Services - Indianapolis									
Sulfide	ND	mg/L	0.10	0.025	1		05/27/23 11:59	18496-25-8	
Iron, Ferrous									
Analytical Method: HACH 8146									
Pace Analytical Services - Indianapolis									
Iron, Ferrous	ND	mg/L	0.20	0.035	1		05/26/23 15:50	15438-31-0	H3,N2
353.2 Nitrogen, NO2/NO3 unpres									
Analytical Method: EPA 353.2									
Pace Analytical Services - Indianapolis									
Nitrogen, Nitrate	0.23	mg/L	0.10	0.011	1		05/25/23 21:01	14797-55-8	
Nitrogen, Nitrite	ND	mg/L	0.10	0.0040	1		05/25/23 21:01	14797-65-0	
365.1 Total Phosphorus									
Analytical Method: EPA 365.1 Preparation Method: EPA 365.1									
Pace Analytical Services - Indianapolis									
Phosphate as P04	ND	mg/L	0.15	0.15	1	06/07/23 09:30	06/08/23 11:43		
5310C TOC									
Analytical Method: SM 5310C									
Pace Analytical Services - Indianapolis									
Total Organic Carbon	ND	mg/L	1.0	0.24	1		06/08/23 23:33	7440-44-0	
5310C Dissolved Organic Carbon									
Analytical Method: SM 5310C									
Pace Analytical Services - Indianapolis									
Dissolved Organic Carbon	1.2	mg/L	1.0	0.24	1		06/09/23 05:18		

REPORT OF LABORATORY ANALYSIS

This report shall not be reproduced, except in full,
 without the written consent of Pace Analytical Services, LLC.



ANALYTICAL RESULTS

Project: Harding Street P1R1

Pace Project No.: 50345838

Sample: MW-11D Lab ID: 50345838002 Collected: 05/24/23 10:40 Received: 05/25/23 15:50 Matrix: Water

Parameters	Results	Units	Report			Prepared	Analyzed	CAS No.	Qual
			Limit	MDL	DF				
9056 IC Anions									
Analytical Method: EPA 9056									
Pace Analytical Services - Indianapolis									
Chloride	75.6	mg/L	2.5	0.67	10		06/09/23 12:47	16887-00-6	
Fluoride	0.31	mg/L	0.10	0.017	1		06/09/23 12:29	16984-48-8	
Sulfate	584	mg/L	25.0	8.5	100		06/12/23 10:24	14808-79-8	
6010 MET ICP									
Analytical Method: EPA 6010 Preparation Method: EPA 3010									
Pace Analytical Services - Indianapolis									
Aluminum	ND	ug/L	200	55.4	1	06/07/23 16:45	06/09/23 17:02	7429-90-5	
Barium	20.5	ug/L	10.0	2.1	1	06/07/23 16:45	06/09/23 17:02	7440-39-3	
Boron	11100	ug/L	100	37.6	1	06/07/23 16:45	06/09/23 17:02	7440-42-8	
Cadmium	ND	ug/L	2.0	0.66	1	06/07/23 16:45	06/09/23 17:02	7440-43-9	
Calcium	199000	ug/L	1000	163	1	06/07/23 16:45	06/09/23 17:02	7440-70-2	
Iron	5340	ug/L	100	48.8	1	06/07/23 16:45	06/09/23 17:02	7439-89-6	
Lead	ND	ug/L	10.0	2.6	1	06/07/23 16:45	06/09/23 17:02	7439-92-1	
Lithium	130	ug/L	20.0	6.2	1	06/07/23 16:45	06/09/23 17:02	7439-93-2	
Magnesium	48300	ug/L	1000	71.8	1	06/07/23 16:45	06/09/23 17:02	7439-95-4	
Manganese	41.4	ug/L	10.0	2.5	1	06/07/23 16:45	06/09/23 17:02	7439-96-5	
Molybdenum	ND	ug/L	10.0	3.7	1	06/07/23 16:45	06/09/23 17:02	7439-98-7	
Potassium	3030	ug/L	1000	281	1	06/07/23 16:45	06/09/23 17:02	7440-09-7	
Silica	16400	ug/L	450		1	06/07/23 16:45	06/09/23 17:02	7631-86-9	N2
Sodium	73100	ug/L	1000	214	1	06/07/23 16:45	06/09/23 17:02	7440-23-5	
6010 MET ICP, Dissolved									
Analytical Method: EPA 6010 Preparation Method: EPA 3010									
Pace Analytical Services - Indianapolis									
Iron, Dissolved	5350	ug/L	100	48.8	1	06/07/23 08:07	06/08/23 10:22	7439-89-6	
Manganese, Dissolved	44.4	ug/L	10.0	2.5	1	06/07/23 08:07	06/08/23 10:22	7439-96-5	
Molybdenum, Dissolved	ND	ug/L	10.0	3.7	1	06/07/23 08:07	06/08/23 10:22	7439-98-7	
6020 MET ICPMS									
Analytical Method: EPA 6020 Preparation Method: EPA 200.2									
Pace Analytical Services - Indianapolis									
Antimony	ND	ug/L	1.0	0.044	1	06/06/23 07:04	06/07/23 07:57	7440-36-0	
Arsenic	15.0	ug/L	1.0	0.064	1	06/06/23 07:04	06/07/23 07:57	7440-38-2	
Beryllium	ND	ug/L	0.20	0.026	1	06/06/23 07:04	06/07/23 07:57	7440-41-7	
Chromium	ND	ug/L	10.0	0.15	1	06/06/23 07:04	06/07/23 07:57	7440-47-3	
Cobalt	ND	ug/L	1.0	0.024	1	06/06/23 07:04	06/07/23 07:57	7440-48-4	
Selenium	ND	ug/L	1.0	0.23	1	06/06/23 07:04	06/07/23 07:57	7782-49-2	
Thallium	ND	ug/L	1.0	0.042	1	06/06/23 07:04	06/07/23 07:57	7440-28-0	
7470 Mercury									
Analytical Method: EPA 7470 Preparation Method: EPA 7470									
Pace Analytical Services - Indianapolis									
Mercury	ND	ug/L	0.20	0.091	1	06/07/23 10:32	06/08/23 17:25	7439-97-6	
2320B Alkalinity									
Analytical Method: SM 2320B									
Pace Analytical Services - Indianapolis									
Alkalinity, Total as CaCO3	260	mg/L	10.0	10.0	1		05/26/23 21:06		

REPORT OF LABORATORY ANALYSIS

This report shall not be reproduced, except in full,
without the written consent of Pace Analytical Services, LLC.



ANALYTICAL RESULTS

Project: Harding Street P1R1
 Pace Project No.: 50345838

Sample: MW-11D		Lab ID: 50345838002		Collected: 05/24/23 10:40	Received: 05/25/23 15:50	Matrix: Water			
Parameters	Results	Units	Report Limit	MDL	DF	Prepared	Analyzed	CAS No.	Qual
2320B Alkalinity		Analytical Method: SM 2320B Pace Analytical Services - Indianapolis							
Alkalinity,Bicarbonate (CaCO3)	260	mg/L	10.0	10.0	1		05/26/23 21:06		
Alkalinity,Carbonate (CaCO3)	ND	mg/L	10.0	10.0	1		05/26/23 21:06		
2540C Total Dissolved Solids		Analytical Method: SM 2540C Pace Analytical Services - Indianapolis							
Total Dissolved Solids	1200	mg/L	20.0	20.0	1		05/31/23 08:18		
4500H+ pH, Electrometric		Analytical Method: SM 4500-H+B Pace Analytical Services - Indianapolis							
pH at 25 Degrees C	7.5	Std. Units	0.10	0.10	1		06/10/23 19:28		H3
4500S2D Sulfide Water		Analytical Method: SM 4500-S2-D Pace Analytical Services - Indianapolis							
Sulfide	ND	mg/L	0.10	0.025	1		05/27/23 11:59	18496-25-8	
Iron, Ferrous		Analytical Method: HACH 8146 Pace Analytical Services - Indianapolis							
Iron, Ferrous	ND	mg/L	0.20	0.035	1		05/26/23 15:49	15438-31-0	H3,N2
353.2 Nitrogen, NO2/NO3 unpres		Analytical Method: EPA 353.2 Pace Analytical Services - Indianapolis							
Nitrogen, Nitrate	ND	mg/L	0.10	0.011	1		05/25/23 20:11	14797-55-8	
Nitrogen, Nitrite	ND	mg/L	0.10	0.0040	1		05/25/23 20:11	14797-65-0	
365.1 Total Phosphorus		Analytical Method: EPA 365.1 Preparation Method: EPA 365.1 Pace Analytical Services - Indianapolis							
Phosphate as P04	ND	mg/L	0.15	0.15	1	06/07/23 09:30	06/08/23 11:43		
5310C TOC		Analytical Method: SM 5310C Pace Analytical Services - Indianapolis							
Total Organic Carbon	1.3	mg/L	1.0	0.24	1		06/08/23 23:43	7440-44-0	
5310C Dissolved Organic Carbon		Analytical Method: SM 5310C Pace Analytical Services - Indianapolis							
Dissolved Organic Carbon	1.2	mg/L	1.0	0.24	1		06/09/23 05:29		

REPORT OF LABORATORY ANALYSIS

This report shall not be reproduced, except in full,
 without the written consent of Pace Analytical Services, LLC.



ANALYTICAL RESULTS

Project: Harding Street P1R1

Pace Project No.: 50345838

Sample: MW-91 Lab ID: 50345838003 Collected: 05/24/23 12:01 Received: 05/25/23 15:50 Matrix: Water

Parameters	Results	Units	Report			Prepared	Analyzed	CAS No.	Qual
			Limit	MDL	DF				
9056 IC Anions									
Analytical Method: EPA 9056									
Pace Analytical Services - Indianapolis									
Chloride	114	mg/L	2.5	0.67	10		06/09/23 13:23	16887-00-6	
Fluoride	0.78	mg/L	0.10	0.017	1		06/09/23 13:05	16984-48-8	
Sulfate	69.8	mg/L	2.5	0.85	10		06/09/23 13:23	14808-79-8	
6010 MET ICP									
Analytical Method: EPA 6010 Preparation Method: EPA 3010									
Pace Analytical Services - Indianapolis									
Aluminum	ND	ug/L	200	55.4	1	06/07/23 16:45	06/09/23 17:05	7429-90-5	
Barium	62.0	ug/L	10.0	2.1	1	06/07/23 16:45	06/09/23 17:05	7440-39-3	
Boron	1090	ug/L	100	37.6	1	06/07/23 16:45	06/09/23 17:05	7440-42-8	
Cadmium	ND	ug/L	2.0	0.66	1	06/07/23 16:45	06/09/23 17:05	7440-43-9	
Calcium	86400	ug/L	1000	163	1	06/07/23 16:45	06/09/23 17:05	7440-70-2	
Iron	736	ug/L	100	48.8	1	06/07/23 16:45	06/09/23 17:05	7439-89-6	
Lead	ND	ug/L	10.0	2.6	1	06/07/23 16:45	06/09/23 17:05	7439-92-1	
Lithium	ND	ug/L	20.0	6.2	1	06/07/23 16:45	06/09/23 17:05	7439-93-2	
Magnesium	21600	ug/L	1000	71.8	1	06/07/23 16:45	06/09/23 17:05	7439-95-4	
Manganese	183	ug/L	10.0	2.5	1	06/07/23 16:45	06/09/23 17:05	7439-96-5	
Molybdenum	111	ug/L	10.0	3.7	1	06/07/23 16:45	06/09/23 17:05	7439-98-7	
Potassium	4980	ug/L	1000	281	1	06/07/23 16:45	06/09/23 17:05	7440-09-7	
Silica	11000	ug/L	450		1	06/07/23 16:45	06/09/23 17:05	7631-86-9	N2
Sodium	70600	ug/L	1000	214	1	06/07/23 16:45	06/09/23 17:05	7440-23-5	
6010 MET ICP, Dissolved									
Analytical Method: EPA 6010 Preparation Method: EPA 3010									
Pace Analytical Services - Indianapolis									
Iron, Dissolved	687	ug/L	100	48.8	1	06/07/23 08:07	06/08/23 10:32	7439-89-6	
Manganese, Dissolved	191	ug/L	10.0	2.5	1	06/07/23 08:07	06/08/23 10:32	7439-96-5	
Molybdenum, Dissolved	110	ug/L	10.0	3.7	1	06/07/23 08:07	06/08/23 10:32	7439-98-7	
6020 MET ICPMS									
Analytical Method: EPA 6020 Preparation Method: EPA 200.2									
Pace Analytical Services - Indianapolis									
Antimony	ND	ug/L	1.0	0.044	1	06/06/23 07:04	06/07/23 08:00	7440-36-0	
Arsenic	30.6	ug/L	1.0	0.064	1	06/06/23 07:04	06/07/23 08:00	7440-38-2	
Beryllium	ND	ug/L	0.20	0.026	1	06/06/23 07:04	06/07/23 08:00	7440-41-7	
Chromium	ND	ug/L	10.0	0.15	1	06/06/23 07:04	06/07/23 08:00	7440-47-3	
Cobalt	ND	ug/L	1.0	0.024	1	06/06/23 07:04	06/07/23 08:00	7440-48-4	
Selenium	ND	ug/L	1.0	0.23	1	06/06/23 07:04	06/07/23 08:00	7782-49-2	
Thallium	ND	ug/L	1.0	0.042	1	06/06/23 07:04	06/07/23 08:00	7440-28-0	
7470 Mercury									
Analytical Method: EPA 7470 Preparation Method: EPA 7470									
Pace Analytical Services - Indianapolis									
Mercury	ND	ug/L	0.20	0.091	1	06/07/23 10:32	06/08/23 17:28	7439-97-6	
2320B Alkalinity									
Analytical Method: SM 2320B									
Pace Analytical Services - Indianapolis									
Alkalinity, Total as CaCO3	251	mg/L	10.0	10.0	1		05/26/23 21:06		

REPORT OF LABORATORY ANALYSIS

This report shall not be reproduced, except in full,
without the written consent of Pace Analytical Services, LLC.



ANALYTICAL RESULTS

Project: Harding Street P1R1
Pace Project No.: 50345838

Sample: MW-9I		Lab ID: 50345838003		Collected: 05/24/23 12:01	Received: 05/25/23 15:50	Matrix: Water			
Parameters	Results	Units	Report Limit	MDL	DF	Prepared	Analyzed	CAS No.	Qual
2320B Alkalinity		Analytical Method: SM 2320B Pace Analytical Services - Indianapolis							
Alkalinity,Bicarbonate (CaCO3)	251	mg/L	10.0	10.0	1		05/26/23 21:06		
Alkalinity,Carbonate (CaCO3)	ND	mg/L	10.0	10.0	1		05/26/23 21:06		
2540C Total Dissolved Solids		Analytical Method: SM 2540C Pace Analytical Services - Indianapolis							
Total Dissolved Solids	550	mg/L	10.0	10.0	1		05/31/23 08:18		
4500H+ pH, Electrometric		Analytical Method: SM 4500-H+B Pace Analytical Services - Indianapolis							
pH at 25 Degrees C	8.2	Std. Units	0.10	0.10	1		06/10/23 19:29		H3
4500S2D Sulfide Water		Analytical Method: SM 4500-S2-D Pace Analytical Services - Indianapolis							
Sulfide	ND	mg/L	0.10	0.025	1		05/27/23 11:59	18496-25-8	
Iron, Ferrous		Analytical Method: HACH 8146 Pace Analytical Services - Indianapolis							
Iron, Ferrous	0.62	mg/L	0.20	0.035	1		05/26/23 15:49	15438-31-0	H3,N2
353.2 Nitrogen, NO2/NO3 unpres		Analytical Method: EPA 353.2 Pace Analytical Services - Indianapolis							
Nitrogen, Nitrate	ND	mg/L	0.10	0.011	1		05/25/23 20:29	14797-55-8	
Nitrogen, Nitrite	ND	mg/L	0.10	0.0040	1		05/25/23 20:29	14797-65-0	
365.1 Total Phosphorus		Analytical Method: EPA 365.1 Preparation Method: EPA 365.1 Pace Analytical Services - Indianapolis							
Phosphate as P04	ND	mg/L	0.15	0.15	1	06/07/23 09:30	06/08/23 11:46		
5310C TOC		Analytical Method: SM 5310C Pace Analytical Services - Indianapolis							
Total Organic Carbon	1.2	mg/L	1.0	0.24	1		06/08/23 23:58	7440-44-0	
5310C Dissolved Organic Carbon		Analytical Method: SM 5310C Pace Analytical Services - Indianapolis							
Dissolved Organic Carbon	1.2	mg/L	1.0	0.24	1		06/09/23 05:40		

REPORT OF LABORATORY ANALYSIS

This report shall not be reproduced, except in full,
without the written consent of Pace Analytical Services, LLC.



ANALYTICAL RESULTS

Project: Harding Street P1R1

Pace Project No.: 50345838

Sample: MW-9D Lab ID: 50345838004 Collected: 05/24/23 12:50 Received: 05/25/23 15:50 Matrix: Water

Parameters	Results	Units	Report			Prepared	Analyzed	CAS No.	Qual
			Limit	MDL	DF				
9056 IC Anions									
Analytical Method: EPA 9056									
Pace Analytical Services - Indianapolis									
Chloride	124	mg/L	2.5	0.67	10		06/09/23 15:12	16887-00-6	
Fluoride	0.48	mg/L	0.10	0.017	1		06/09/23 14:54	16984-48-8	
Sulfate	140	mg/L	2.5	0.85	10		06/09/23 15:12	14808-79-8	
6010 MET ICP									
Analytical Method: EPA 6010 Preparation Method: EPA 3010									
Pace Analytical Services - Indianapolis									
Aluminum	ND	ug/L	200	55.4	1	06/07/23 16:45	06/09/23 17:07	7429-90-5	
Barium	49.3	ug/L	10.0	2.1	1	06/07/23 16:45	06/09/23 17:07	7440-39-3	
Boron	749	ug/L	100	37.6	1	06/07/23 16:45	06/09/23 17:07	7440-42-8	
Cadmium	ND	ug/L	2.0	0.66	1	06/07/23 16:45	06/09/23 17:07	7440-43-9	
Calcium	106000	ug/L	1000	163	1	06/07/23 16:45	06/09/23 17:07	7440-70-2	
Iron	1630	ug/L	100	48.8	1	06/07/23 16:45	06/09/23 17:07	7439-89-6	
Lead	ND	ug/L	10.0	2.6	1	06/07/23 16:45	06/09/23 17:07	7439-92-1	
Lithium	ND	ug/L	20.0	6.2	1	06/07/23 16:45	06/09/23 17:07	7439-93-2	
Magnesium	27800	ug/L	1000	71.8	1	06/07/23 16:45	06/09/23 17:07	7439-95-4	
Manganese	243	ug/L	10.0	2.5	1	06/07/23 16:45	06/09/23 17:07	7439-96-5	
Molybdenum	47.5	ug/L	10.0	3.7	1	06/07/23 16:45	06/09/23 17:07	7439-98-7	
Potassium	5320	ug/L	1000	281	1	06/07/23 16:45	06/09/23 17:07	7440-09-7	
Silica	12000	ug/L	450		1	06/07/23 16:45	06/09/23 17:07	7631-86-9	N2
Sodium	76900	ug/L	1000	214	1	06/07/23 16:45	06/09/23 17:07	7440-23-5	
6010 MET ICP, Dissolved									
Analytical Method: EPA 6010 Preparation Method: EPA 3010									
Pace Analytical Services - Indianapolis									
Iron, Dissolved	1490	ug/L	100	48.8	1	06/07/23 08:07	06/08/23 10:34	7439-89-6	
Manganese, Dissolved	251	ug/L	10.0	2.5	1	06/07/23 08:07	06/08/23 10:34	7439-96-5	
Molybdenum, Dissolved	47.3	ug/L	10.0	3.7	1	06/07/23 08:07	06/08/23 10:34	7439-98-7	
6020 MET ICPMS									
Analytical Method: EPA 6020 Preparation Method: EPA 200.2									
Pace Analytical Services - Indianapolis									
Antimony	ND	ug/L	1.0	0.044	1	06/06/23 07:04	06/07/23 08:10	7440-36-0	
Arsenic	23.2	ug/L	1.0	0.064	1	06/06/23 07:04	06/07/23 08:10	7440-38-2	
Beryllium	ND	ug/L	0.20	0.026	1	06/06/23 07:04	06/07/23 08:10	7440-41-7	
Chromium	ND	ug/L	10.0	0.15	1	06/06/23 07:04	06/07/23 08:10	7440-47-3	
Cobalt	ND	ug/L	1.0	0.024	1	06/06/23 07:04	06/07/23 08:10	7440-48-4	
Selenium	ND	ug/L	1.0	0.23	1	06/06/23 07:04	06/07/23 08:10	7782-49-2	
Thallium	ND	ug/L	1.0	0.042	1	06/06/23 07:04	06/07/23 08:10	7440-28-0	
7470 Mercury									
Analytical Method: EPA 7470 Preparation Method: EPA 7470									
Pace Analytical Services - Indianapolis									
Mercury	ND	ug/L	0.20	0.091	1	06/07/23 10:32	06/08/23 17:30	7439-97-6	
2320B Alkalinity									
Analytical Method: SM 2320B									
Pace Analytical Services - Indianapolis									
Alkalinity, Total as CaCO3	256	mg/L	10.0	10.0	1		05/26/23 21:06		

REPORT OF LABORATORY ANALYSIS

This report shall not be reproduced, except in full,
without the written consent of Pace Analytical Services, LLC.



ANALYTICAL RESULTS

Project: Harding Street P1R1
Pace Project No.: 50345838

Sample: MW-9D		Lab ID: 50345838004		Collected: 05/24/23 12:50		Received: 05/25/23 15:50		Matrix: Water	
Parameters	Results	Units	Report Limit	MDL	DF	Prepared	Analyzed	CAS No.	Qual
2320B Alkalinity		Analytical Method: SM 2320B Pace Analytical Services - Indianapolis							
Alkalinity,Bicarbonate (CaCO3)	256	mg/L	10.0	10.0	1		05/26/23 21:06		
Alkalinity,Carbonate (CaCO3)	ND	mg/L	10.0	10.0	1		05/26/23 21:06		
2540C Total Dissolved Solids		Analytical Method: SM 2540C Pace Analytical Services - Indianapolis							
Total Dissolved Solids	682	mg/L	10.0	10.0	1		05/31/23 08:18		
4500H+ pH, Electrometric		Analytical Method: SM 4500-H+B Pace Analytical Services - Indianapolis							
pH at 25 Degrees C	8.0	Std. Units	0.10	0.10	1		06/10/23 19:31		H3
4500S2D Sulfide Water		Analytical Method: SM 4500-S2-D Pace Analytical Services - Indianapolis							
Sulfide	ND	mg/L	0.10	0.025	1		05/27/23 11:59	18496-25-8	
Iron, Ferrous		Analytical Method: HACH 8146 Pace Analytical Services - Indianapolis							
Iron, Ferrous	1.1	mg/L	0.20	0.035	1		05/26/23 15:49	15438-31-0	H3,N2
353.2 Nitrogen, NO2/NO3 unpres		Analytical Method: EPA 353.2 Pace Analytical Services - Indianapolis							
Nitrogen, Nitrate	ND	mg/L	0.10	0.011	1		05/25/23 20:35	14797-55-8	
Nitrogen, Nitrite	ND	mg/L	0.10	0.0040	1		05/25/23 20:35	14797-65-0	
365.1 Total Phosphorus		Analytical Method: EPA 365.1 Preparation Method: EPA 365.1 Pace Analytical Services - Indianapolis							
Phosphate as P04	ND	mg/L	0.15	0.15	1	06/07/23 09:30	06/08/23 11:46		
5310C TOC		Analytical Method: SM 5310C Pace Analytical Services - Indianapolis							
Total Organic Carbon	1.1	mg/L	1.0	0.24	1		06/09/23 00:27	7440-44-0	
5310C Dissolved Organic Carbon		Analytical Method: SM 5310C Pace Analytical Services - Indianapolis							
Dissolved Organic Carbon	1.3	mg/L	1.0	0.24	1		06/09/23 06:03		

REPORT OF LABORATORY ANALYSIS

This report shall not be reproduced, except in full,
without the written consent of Pace Analytical Services, LLC.



ANALYTICAL RESULTS

Project: Harding Street P1R1

Pace Project No.: 50345838

Sample: MW-9SR Lab ID: 50345838005 Collected: 05/24/23 14:53 Received: 05/25/23 15:50 Matrix: Water

Parameters	Results	Units	Report			Prepared	Analyzed	CAS No.	Qual
			Limit	MDL	DF				
9056 IC Anions									
Analytical Method: EPA 9056									
Pace Analytical Services - Indianapolis									
Chloride	105	mg/L	2.5	0.67	10		06/09/23 16:06	16887-00-6	
Fluoride	0.61	mg/L	0.10	0.017	1		06/09/23 15:48	16984-48-8	
Sulfate	181	mg/L	2.5	0.85	10		06/09/23 16:06	14808-79-8	
6010 MET ICP									
Analytical Method: EPA 6010 Preparation Method: EPA 3010									
Pace Analytical Services - Indianapolis									
Aluminum	ND	ug/L	200	55.4	1	06/07/23 16:45	06/09/23 17:09	7429-90-5	
Barium	39.1	ug/L	10.0	2.1	1	06/07/23 16:45	06/09/23 17:09	7440-39-3	
Boron	5770	ug/L	100	37.6	1	06/07/23 16:45	06/09/23 17:09	7440-42-8	
Cadmium	ND	ug/L	2.0	0.66	1	06/07/23 16:45	06/09/23 17:09	7440-43-9	
Calcium	122000	ug/L	1000	163	1	06/07/23 16:45	06/09/23 17:09	7440-70-2	
Iron	244	ug/L	100	48.8	1	06/07/23 16:45	06/09/23 17:09	7439-89-6	
Lead	ND	ug/L	10.0	2.6	1	06/07/23 16:45	06/09/23 17:09	7439-92-1	
Lithium	61.5	ug/L	20.0	6.2	1	06/07/23 16:45	06/09/23 17:09	7439-93-2	
Magnesium	22600	ug/L	1000	71.8	1	06/07/23 16:45	06/09/23 17:09	7439-95-4	
Manganese	80.3	ug/L	10.0	2.5	1	06/07/23 16:45	06/09/23 17:09	7439-96-5	
Molybdenum	226	ug/L	10.0	3.7	1	06/07/23 16:45	06/09/23 17:09	7439-98-7	
Potassium	8930	ug/L	1000	281	1	06/07/23 16:45	06/09/23 17:09	7440-09-7	
Silica	11400	ug/L	450		1	06/07/23 16:45	06/09/23 17:09	7631-86-9	N2
Sodium	72500	ug/L	1000	214	1	06/07/23 16:45	06/09/23 17:09	7440-23-5	
6010 MET ICP, Dissolved									
Analytical Method: EPA 6010 Preparation Method: EPA 3010									
Pace Analytical Services - Indianapolis									
Iron, Dissolved	ND	ug/L	100	48.8	1	06/07/23 08:07	06/08/23 10:36	7439-89-6	
Manganese, Dissolved	88.3	ug/L	10.0	2.5	1	06/07/23 08:07	06/08/23 10:36	7439-96-5	
Molybdenum, Dissolved	229	ug/L	10.0	3.7	1	06/07/23 08:07	06/08/23 10:36	7439-98-7	
6020 MET ICPMS									
Analytical Method: EPA 6020 Preparation Method: EPA 200.2									
Pace Analytical Services - Indianapolis									
Antimony	1.8	ug/L	1.0	0.044	1	06/06/23 07:04	06/07/23 08:13	7440-36-0	
Arsenic	ND	ug/L	1.0	0.064	1	06/06/23 07:04	06/07/23 08:13	7440-38-2	
Beryllium	ND	ug/L	0.20	0.026	1	06/06/23 07:04	06/07/23 08:13	7440-41-7	
Chromium	ND	ug/L	10.0	0.15	1	06/06/23 07:04	06/07/23 08:13	7440-47-3	
Cobalt	ND	ug/L	1.0	0.024	1	06/06/23 07:04	06/07/23 08:13	7440-48-4	
Selenium	28.4	ug/L	1.0	0.23	1	06/06/23 07:04	06/07/23 08:13	7782-49-2	
Thallium	ND	ug/L	1.0	0.042	1	06/06/23 07:04	06/07/23 08:13	7440-28-0	
7470 Mercury									
Analytical Method: EPA 7470 Preparation Method: EPA 7470									
Pace Analytical Services - Indianapolis									
Mercury	ND	ug/L	0.20	0.091	1	06/07/23 10:32	06/08/23 17:32	7439-97-6	
2320B Alkalinity									
Analytical Method: SM 2320B									
Pace Analytical Services - Indianapolis									
Alkalinity, Total as CaCO3	244	mg/L	10.0	10.0	1		05/26/23 21:06		

REPORT OF LABORATORY ANALYSIS

This report shall not be reproduced, except in full,
without the written consent of Pace Analytical Services, LLC.



ANALYTICAL RESULTS

Project: Harding Street P1R1
Pace Project No.: 50345838

Sample: MW-9SR		Lab ID: 50345838005		Collected: 05/24/23 14:53	Received: 05/25/23 15:50	Matrix: Water			
Parameters	Results	Units	Report Limit	MDL	DF	Prepared	Analyzed	CAS No.	Qual
2320B Alkalinity		Analytical Method: SM 2320B Pace Analytical Services - Indianapolis							
Alkalinity,Bicarbonate (CaCO3)	244	mg/L	10.0	10.0	1		05/26/23 21:06		
Alkalinity,Carbonate (CaCO3)	ND	mg/L	10.0	10.0	1		05/26/23 21:06		
2540C Total Dissolved Solids		Analytical Method: SM 2540C Pace Analytical Services - Indianapolis							
Total Dissolved Solids	626	mg/L	20.0	20.0	1		05/31/23 10:51		
4500H+ pH, Electrometric		Analytical Method: SM 4500-H+B Pace Analytical Services - Indianapolis							
pH at 25 Degrees C	7.9	Std. Units	0.10	0.10	1		06/10/23 19:32		H3
4500S2D Sulfide Water		Analytical Method: SM 4500-S2-D Pace Analytical Services - Indianapolis							
Sulfide	ND	mg/L	0.10	0.025	1		05/27/23 11:59	18496-25-8	
Iron, Ferrous		Analytical Method: HACH 8146 Pace Analytical Services - Indianapolis							
Iron, Ferrous	ND	mg/L	0.20	0.035	1		05/26/23 15:49	15438-31-0	H3,N2
353.2 Nitrogen, NO2/NO3 unpres		Analytical Method: EPA 353.2 Pace Analytical Services - Indianapolis							
Nitrogen, Nitrate	ND	mg/L	0.10	0.011	1		05/25/23 20:53	14797-55-8	
Nitrogen, Nitrite	ND	mg/L	0.10	0.0040	1		05/25/23 20:53	14797-65-0	
365.1 Total Phosphorus		Analytical Method: EPA 365.1 Preparation Method: EPA 365.1 Pace Analytical Services - Indianapolis							
Phosphate as P04	ND	mg/L	0.15	0.15	1	06/07/23 09:30	06/08/23 11:47		
5310C TOC		Analytical Method: SM 5310C Pace Analytical Services - Indianapolis							
Total Organic Carbon	ND	mg/L	1.0	0.24	1		06/09/23 15:49	7440-44-0	
5310C Dissolved Organic Carbon		Analytical Method: SM 5310C Pace Analytical Services - Indianapolis							
Dissolved Organic Carbon	1.1	mg/L	1.0	0.24	1		06/09/23 06:14		

REPORT OF LABORATORY ANALYSIS

This report shall not be reproduced, except in full,
without the written consent of Pace Analytical Services, LLC.



ANALYTICAL RESULTS

Project: Harding Street P1R1

Pace Project No.: 50345838

Sample: DUP 4 Lab ID: 50345838006 Collected: 05/24/23 00:00 Received: 05/25/23 15:50 Matrix: Water

Parameters	Results	Units	Report			Prepared	Analyzed	CAS No.	Qual
			Limit	MDL	DF				
9056 IC Anions									
Analytical Method: EPA 9056									
Pace Analytical Services - Indianapolis									
Chloride	121	mg/L	2.5	0.67	10		06/09/23 16:42	16887-00-6	
Fluoride	0.48	mg/L	0.10	0.017	1		06/09/23 16:24	16984-48-8	
Sulfate	139	mg/L	2.5	0.85	10		06/09/23 16:42	14808-79-8	
6010 MET ICP									
Analytical Method: EPA 6010 Preparation Method: EPA 3010									
Pace Analytical Services - Indianapolis									
Aluminum	ND	ug/L	200	55.4	1	06/07/23 16:45	06/09/23 17:11	7429-90-5	
Barium	49.6	ug/L	10.0	2.1	1	06/07/23 16:45	06/09/23 17:11	7440-39-3	
Boron	745	ug/L	100	37.6	1	06/07/23 16:45	06/09/23 17:11	7440-42-8	
Cadmium	ND	ug/L	2.0	0.66	1	06/07/23 16:45	06/09/23 17:11	7440-43-9	
Calcium	107000	ug/L	1000	163	1	06/07/23 16:45	06/09/23 17:11	7440-70-2	
Iron	1600	ug/L	100	48.8	1	06/07/23 16:45	06/09/23 17:11	7439-89-6	
Lead	ND	ug/L	10.0	2.6	1	06/07/23 16:45	06/09/23 17:11	7439-92-1	
Lithium	ND	ug/L	20.0	6.2	1	06/07/23 16:45	06/09/23 17:11	7439-93-2	
Magnesium	27300	ug/L	1000	71.8	1	06/07/23 16:45	06/09/23 17:11	7439-95-4	
Manganese	239	ug/L	10.0	2.5	1	06/07/23 16:45	06/09/23 17:11	7439-96-5	
Molybdenum	47.2	ug/L	10.0	3.7	1	06/07/23 16:45	06/09/23 17:11	7439-98-7	
Potassium	5440	ug/L	1000	281	1	06/07/23 16:45	06/09/23 17:11	7440-09-7	
Silica	11700	ug/L	450		1	06/07/23 16:45	06/09/23 17:11	7631-86-9	N2
Sodium	76900	ug/L	1000	214	1	06/07/23 16:45	06/09/23 17:11	7440-23-5	
6010 MET ICP, Dissolved									
Analytical Method: EPA 6010 Preparation Method: EPA 3010									
Pace Analytical Services - Indianapolis									
Iron, Dissolved	1470	ug/L	100	48.8	1	06/07/23 08:07	06/08/23 10:39	7439-89-6	
Manganese, Dissolved	250	ug/L	10.0	2.5	1	06/07/23 08:07	06/08/23 10:39	7439-96-5	
Molybdenum, Dissolved	47.0	ug/L	10.0	3.7	1	06/07/23 08:07	06/08/23 10:39	7439-98-7	
6020 MET ICPMS									
Analytical Method: EPA 6020 Preparation Method: EPA 200.2									
Pace Analytical Services - Indianapolis									
Antimony	ND	ug/L	1.0	0.044	1	06/06/23 07:04	06/07/23 08:16	7440-36-0	
Arsenic	23.5	ug/L	1.0	0.064	1	06/06/23 07:04	06/07/23 08:16	7440-38-2	
Beryllium	ND	ug/L	0.20	0.026	1	06/06/23 07:04	06/07/23 08:16	7440-41-7	
Chromium	ND	ug/L	10.0	0.15	1	06/06/23 07:04	06/07/23 08:16	7440-47-3	
Cobalt	ND	ug/L	1.0	0.024	1	06/06/23 07:04	06/07/23 08:16	7440-48-4	
Selenium	ND	ug/L	1.0	0.23	1	06/06/23 07:04	06/07/23 08:16	7782-49-2	
Thallium	ND	ug/L	1.0	0.042	1	06/06/23 07:04	06/07/23 08:16	7440-28-0	
7470 Mercury									
Analytical Method: EPA 7470 Preparation Method: EPA 7470									
Pace Analytical Services - Indianapolis									
Mercury	ND	ug/L	0.20	0.091	1	06/07/23 10:32	06/08/23 17:35	7439-97-6	
2320B Alkalinity									
Analytical Method: SM 2320B									
Pace Analytical Services - Indianapolis									
Alkalinity, Total as CaCO3	253	mg/L	10.0	10.0	1		05/26/23 21:06		

REPORT OF LABORATORY ANALYSIS

This report shall not be reproduced, except in full,
without the written consent of Pace Analytical Services, LLC.



ANALYTICAL RESULTS

Project: Harding Street P1R1

Pace Project No.: 50345838

Parameters	Results	Units	Report Limit	MDL	DF	Prepared	Analyzed	CAS No.	Qual
Sample: DUP 4									
Lab ID: 50345838006									
Collected: 05/24/23 00:00									
Received: 05/25/23 15:50									
Matrix: Water									
2320B Alkalinity									
Analytical Method: SM 2320B									
Pace Analytical Services - Indianapolis									
Alkalinity,Bicarbonate (CaCO3)	253	mg/L	10.0	10.0	1		05/26/23 21:06		
Alkalinity,Carbonate (CaCO3)	ND	mg/L	10.0	10.0	1		05/26/23 21:06		
2540C Total Dissolved Solids									
Analytical Method: SM 2540C									
Pace Analytical Services - Indianapolis									
Total Dissolved Solids	640	mg/L	10.0	10.0	1		05/31/23 10:51		
4500H+ pH, Electrometric									
Analytical Method: SM 4500-H+B									
Pace Analytical Services - Indianapolis									
pH at 25 Degrees C	7.9	Std. Units	0.10	0.10	1		06/10/23 19:33		H3
4500S2D Sulfide Water									
Analytical Method: SM 4500-S2-D									
Pace Analytical Services - Indianapolis									
Sulfide	ND	mg/L	0.10	0.025	1		05/27/23 11:59	18496-25-8	
Iron, Ferrous									
Analytical Method: HACH 8146									
Pace Analytical Services - Indianapolis									
Iron, Ferrous	1.1	mg/L	0.20	0.035	1		05/26/23 15:48	15438-31-0	H3,N2
353.2 Nitrogen, NO2/NO3 unpres									
Analytical Method: EPA 353.2									
Pace Analytical Services - Indianapolis									
Nitrogen, Nitrate	ND	mg/L	0.10	0.011	1		05/25/23 19:58	14797-55-8	
Nitrogen, Nitrite	ND	mg/L	0.10	0.0040	1		05/25/23 19:58	14797-65-0	
365.1 Total Phosphorus									
Analytical Method: EPA 365.1 Preparation Method: EPA 365.1									
Pace Analytical Services - Indianapolis									
Phosphate as P04	ND	mg/L	0.15	0.15	1	06/07/23 09:30	06/08/23 11:48		
5310C TOC									
Analytical Method: SM 5310C									
Pace Analytical Services - Indianapolis									
Total Organic Carbon	1.1	mg/L	1.0	0.24	1		06/09/23 16:15	7440-44-0	
5310C Dissolved Organic Carbon									
Analytical Method: SM 5310C									
Pace Analytical Services - Indianapolis									
Dissolved Organic Carbon	1.4	mg/L	1.0	0.24	1		06/09/23 06:25		

REPORT OF LABORATORY ANALYSIS

This report shall not be reproduced, except in full,
without the written consent of Pace Analytical Services, LLC.



QUALITY CONTROL DATA

Project: Harding Street P1R1

Pace Project No.: 50345838

QC Batch:	737755	Analysis Method:	EPA 9056
QC Batch Method:	EPA 9056	Analysis Description:	9056 IC Anions
		Laboratory:	Pace Analytical Services - Indianapolis
Associated Lab Samples:	50345838001, 50345838002, 50345838003, 50345838004, 50345838005, 50345838006		

METHOD BLANK: 3384499 Matrix: Water
 Associated Lab Samples: 50345838001, 50345838002, 50345838003, 50345838004, 50345838005, 50345838006

Parameter	Units	Blank Result	Reporting Limit	MDL	Analyzed	Qualifiers
Chloride	mg/L	ND	0.25	0.067	06/09/23 01:59	
Fluoride	mg/L	ND	0.10	0.017	06/09/23 01:59	
Sulfate	mg/L	ND	0.25	0.085	06/09/23 01:59	

LABORATORY CONTROL SAMPLE: 3384500

Parameter	Units	Spike Conc.	LCS Result	LCS % Rec	% Rec Limits	Qualifiers
Chloride	mg/L	2.5	2.2	88	80-120	
Fluoride	mg/L	1	0.95	95	80-120	
Sulfate	mg/L	5	4.5	90	80-120	

MATRIX SPIKE & MATRIX SPIKE DUPLICATE: 3384501 3384502

Parameter	Units	50345809001 Result	MS Spike Conc.	MSD Spike Conc.	MS Result	MSD Result	MS % Rec	MSD % Rec	% Rec Limits	RPD	Max RPD	Qual
Chloride	mg/L	785	250	250	997	995	85	84	80-120	0	15	
Fluoride	mg/L	ND	1	1	0.94	0.96	86	88	80-120	2	15	
Sulfate	mg/L	1080	500	500	1530	1530	90	91	80-120	0	15	

MATRIX SPIKE & MATRIX SPIKE DUPLICATE: 3384503 3384504

Parameter	Units	50345878004 Result	MS Spike Conc.	MSD Spike Conc.	MS Result	MSD Result	MS % Rec	MSD % Rec	% Rec Limits	RPD	Max RPD	Qual
Chloride	mg/L	271000 ug/L	250	250	504	505	93	94	80-120	0	15	
Fluoride	mg/L	1580 ug/L	1	1	2.7	2.7	112	115	80-120	1	15	
Sulfate	mg/L	1650000 ug/L	500	500	2300	2300	128	128	80-120	0	15 M0	

Results presented on this page are in the units indicated by the "Units" column except where an alternate unit is presented to the right of the result.

REPORT OF LABORATORY ANALYSIS

This report shall not be reproduced, except in full, without the written consent of Pace Analytical Services, LLC.



QUALITY CONTROL DATA

Project: Harding Street P1R1

Pace Project No.: 50345838

QC Batch:	737260	Analysis Method:	EPA 7470
QC Batch Method:	EPA 7470	Analysis Description:	7470 Mercury
		Laboratory:	Pace Analytical Services - Indianapolis

Associated Lab Samples: 50345838001, 50345838002, 50345838003, 50345838004, 50345838005, 50345838006

METHOD BLANK: 3382468 Matrix: Water
 Associated Lab Samples: 50345838001, 50345838002, 50345838003, 50345838004, 50345838005, 50345838006

Parameter	Units	Blank Result	Reporting Limit	MDL	Analyzed	Qualifiers
Mercury	ug/L	ND	0.20	0.091	06/08/23 17:03	

LABORATORY CONTROL SAMPLE: 3382469

Parameter	Units	Spike Conc.	LCS Result	LCS % Rec	% Rec Limits	Qualifiers
Mercury	ug/L	5	4.6	92	80-120	

MATRIX SPIKE & MATRIX SPIKE DUPLICATE: 3382470 3382471

Parameter	Units	50345897006 Result	MS Spike Conc.	MSD Spike Conc.	MS Result	MSD Result	MS % Rec	MSD % Rec	% Rec Limits	RPD	Max RPD	Qual
Mercury	ug/L	ND	5	5	4.5	4.4	91	89	75-125	2	20	

Results presented on this page are in the units indicated by the "Units" column except where an alternate unit is presented to the right of the result.

REPORT OF LABORATORY ANALYSIS

This report shall not be reproduced, except in full, without the written consent of Pace Analytical Services, LLC.



QUALITY CONTROL DATA

Project: Harding Street P1R1

Pace Project No.: 50345838

QC Batch: 737074 Analysis Method: EPA 6010
 QC Batch Method: EPA 3010 Analysis Description: 6010 MET
 Laboratory: Pace Analytical Services - Indianapolis

Associated Lab Samples: 50345838001, 50345838002, 50345838003, 50345838004, 50345838005, 50345838006

METHOD BLANK: 3381799 Matrix: Water

Associated Lab Samples: 50345838001, 50345838002, 50345838003, 50345838004, 50345838005, 50345838006

Parameter	Units	Blank Result	Reporting Limit	MDL	Analyzed	Qualifiers
Aluminum	ug/L	ND	200	55.4	06/09/23 16:53	
Barium	ug/L	ND	10.0	2.1	06/09/23 16:53	
Boron	ug/L	ND	100	37.6	06/09/23 16:53	
Cadmium	ug/L	ND	2.0	0.66	06/09/23 16:53	
Calcium	ug/L	ND	1000	163	06/09/23 16:53	
Iron	ug/L	ND	100	48.8	06/09/23 16:53	
Lead	ug/L	ND	10.0	2.6	06/09/23 16:53	
Lithium	ug/L	ND	20.0	6.2	06/09/23 16:53	
Magnesium	ug/L	ND	1000	71.8	06/09/23 16:53	
Manganese	ug/L	ND	10.0	2.5	06/09/23 16:53	
Molybdenum	ug/L	ND	10.0	3.7	06/09/23 16:53	
Potassium	ug/L	ND	1000	281	06/09/23 16:53	
Silica	ug/L	ND	450		06/09/23 16:53	N2
Sodium	ug/L	ND	1000	214	06/09/23 16:53	

LABORATORY CONTROL SAMPLE: 3381800

Parameter	Units	Spike Conc.	LCS Result	LCS % Rec	% Rec Limits	Qualifiers
Aluminum	ug/L	10000	9100	91	80-120	
Barium	ug/L	1000	901	90	80-120	
Boron	ug/L	1000	908	91	80-120	
Cadmium	ug/L	1000	941	94	80-120	
Calcium	ug/L	10000	9190	92	80-120	
Iron	ug/L	10000	9380	94	80-120	
Lead	ug/L	1000	874	87	80-120	
Lithium	ug/L	1000	908	91	80-120	
Magnesium	ug/L	10000	9110	91	80-120	
Manganese	ug/L	1000	922	92	80-120	
Molybdenum	ug/L	1000	975	98	80-120	
Potassium	ug/L	10000	8990	90	80-120	
Silica	ug/L	10700	9940	93	80-120	N2
Sodium	ug/L	10000	9240	92	80-120	

Results presented on this page are in the units indicated by the "Units" column except where an alternate unit is presented to the right of the result.

REPORT OF LABORATORY ANALYSIS

This report shall not be reproduced, except in full,
 without the written consent of Pace Analytical Services, LLC.



QUALITY CONTROL DATA

Project: Harding Street P1R1
 Pace Project No.: 50345838

MATRIX SPIKE & MATRIX SPIKE DUPLICATE: 3381801												3381802	
Parameter	Units	50345897006 Result	MS	MSD	MS	MSD	MS	MSD	% Rec	Max	Qual		
			Spike Conc.	Spike Conc.	Result	Result	% Rec	% Rec	Limits	RPD		RPD	
Aluminum	ug/L	ND	10000	10000	8940	9070	88	90	75-125	1	20		
Barium	ug/L	24.8	1000	1000	898	920	87	90	75-125	2	20		
Boron	ug/L	3180	1000	1000	3880	4080	69	90	75-125	5	20 M0		
Cadmium	ug/L	ND	1000	1000	938	964	94	96	75-125	3	20		
Calcium	ug/L	165000	10000	10000	161000	169000	-38	42	75-125	5	20 P6		
Iron	ug/L	3500	10000	10000	12000	12400	85	89	75-125	3	20		
Lead	ug/L	ND	1000	1000	801	823	80	82	75-125	3	20		
Lithium	ug/L	65.0	1000	1000	1010	1040	94	98	75-125	3	20		
Magnesium	ug/L	67000	10000	10000	70400	74200	35	72	75-125	5	20 P6		
Manganese	ug/L	417	1000	1000	1250	1290	84	87	75-125	3	20		
Molybdenum	ug/L	154	1000	1000	1100	1140	95	98	75-125	3	20		
Potassium	ug/L	13200	10000	10000	21500	22600	83	94	75-125	5	20		
Silica	ug/L	13800	10700	10700	22800	23700	85	93	75-125	4	20 N2		
Sodium	ug/L	237000	10000	10000	230000	248000	-76	108	75-125	8	20 P6		

MATRIX SPIKE & MATRIX SPIKE DUPLICATE: 3381803												3381804	
Parameter	Units	50345920002 Result	MS	MSD	MS	MSD	MS	MSD	% Rec	Max	Qual		
			Spike Conc.	Spike Conc.	Result	Result	% Rec	% Rec	Limits	RPD		RPD	
Aluminum	ug/L	ND	10000	10000	9290	9490	93	95	75-125	2	20		
Barium	ug/L	70.5	1000	1000	1000	1010	93	94	75-125	1	20		
Boron	ug/L	260	1000	1000	1210	1230	95	97	75-125	2	20		
Cadmium	ug/L	ND	1000	1000	966	977	97	98	75-125	1	20		
Calcium	ug/L	77500	10000	10000	85800	88400	82	108	75-125	3	20		
Iron	ug/L	1700	10000	10000	11000	11300	93	96	75-125	2	20		
Lead	ug/L	ND	1000	1000	869	874	87	87	75-125	1	20		
Lithium	ug/L	ND	1000	1000	985	992	98	98	75-125	1	20		
Magnesium	ug/L	20400	10000	10000	29000	29800	85	93	75-125	3	20		
Manganese	ug/L	118	1000	1000	1040	1060	92	95	75-125	2	20		
Molybdenum	ug/L	ND	1000	1000	1010	1020	101	101	75-125	1	20		
Potassium	ug/L	2930	10000	10000	12400	12600	95	97	75-125	2	20		
Silica	ug/L	13000	10700	10700	23100	23600	94	99	75-125	2	20 N2		
Sodium	ug/L	66600	10000	10000	75400	76200	88	96	75-125	1	20		

Results presented on this page are in the units indicated by the "Units" column except where an alternate unit is presented to the right of the result.

REPORT OF LABORATORY ANALYSIS

This report shall not be reproduced, except in full,
 without the written consent of Pace Analytical Services, LLC.



QUALITY CONTROL DATA

Project: Harding Street P1R1
 Pace Project No.: 50345838

QC Batch: 737009 Analysis Method: EPA 6010
 QC Batch Method: EPA 3010 Analysis Description: 6010 MET Dissolved
 Laboratory: Pace Analytical Services - Indianapolis
 Associated Lab Samples: 50345838001, 50345838002, 50345838003, 50345838004, 50345838005, 50345838006

METHOD BLANK: 3381470 Matrix: Water
 Associated Lab Samples: 50345838001, 50345838002, 50345838003, 50345838004, 50345838005, 50345838006

Parameter	Units	Blank Result	Reporting Limit	MDL	Analyzed	Qualifiers
Iron, Dissolved	ug/L	ND	100	48.8	06/08/23 10:11	
Manganese, Dissolved	ug/L	ND	10.0	2.5	06/08/23 10:11	
Molybdenum, Dissolved	ug/L	ND	10.0	3.7	06/08/23 10:11	

LABORATORY CONTROL SAMPLE: 3381471

Parameter	Units	Spike Conc.	LCS Result	LCS % Rec	% Rec Limits	Qualifiers
Iron, Dissolved	ug/L	10000	9640	96	80-120	
Manganese, Dissolved	ug/L	1000	1010	101	80-120	
Molybdenum, Dissolved	ug/L	1000	989	99	80-120	

MATRIX SPIKE & MATRIX SPIKE DUPLICATE: 3381472 3381473

Parameter	Units	50345897006 Result	MS Spike Conc.	MSD Spike Conc.	MS Result	MSD Result	MS % Rec	MSD % Rec	% Rec Limits	RPD	Max RPD	Qual
Iron, Dissolved	ug/L	3340	10000	10000	13800	12500	105	92	75-125	10	20	
Manganese, Dissolved	ug/L	428	1000	1000	1520	1390	110	96	75-125	9	20	
Molybdenum, Dissolved	ug/L	154	1000	1000	1290	1150	114	100	75-125	11	20	

MATRIX SPIKE & MATRIX SPIKE DUPLICATE: 3381474 3381475

Parameter	Units	50345827003 Result	MS Spike Conc.	MSD Spike Conc.	MS Result	MSD Result	MS % Rec	MSD % Rec	% Rec Limits	RPD	Max RPD	Qual
Iron, Dissolved	ug/L	447	10000	20000	9860	18900	94	92	75-125	63	20	R1
Manganese, Dissolved	ug/L	20400	1000	2000	20700	21200	36	42	75-125	2	20	E,P6
Molybdenum, Dissolved	ug/L	<3.7	1000	2000	976	1950	98	98	75-125	67	20	R1

Results presented on this page are in the units indicated by the "Units" column except where an alternate unit is presented to the right of the result.

REPORT OF LABORATORY ANALYSIS

This report shall not be reproduced, except in full,
 without the written consent of Pace Analytical Services, LLC.



QUALITY CONTROL DATA

Project: Harding Street P1R1
Pace Project No.: 50345838

QC Batch: 737657 Analysis Method: EPA 6020
QC Batch Method: EPA 200.2 Analysis Description: 6020 MET
Laboratory: Pace Analytical Services - Indianapolis
Associated Lab Samples: 50345838001, 50345838002, 50345838003, 50345838004, 50345838005, 50345838006

METHOD BLANK: 3384234 Matrix: Water
Associated Lab Samples: 50345838001, 50345838002, 50345838003, 50345838004, 50345838005, 50345838006

Parameter	Units	Blank Result	Reporting Limit	MDL	Analyzed	Qualifiers
Antimony	ug/L	ND	1.0	0.044	06/07/23 02:47	
Arsenic	ug/L	ND	1.0	0.064	06/07/23 02:47	
Beryllium	ug/L	ND	0.20	0.026	06/07/23 02:47	
Chromium	ug/L	ND	10.0	0.15	06/07/23 02:47	
Cobalt	ug/L	ND	1.0	0.024	06/07/23 02:47	
Selenium	ug/L	ND	1.0	0.23	06/07/23 02:47	
Thallium	ug/L	ND	1.0	0.042	06/07/23 02:47	

LABORATORY CONTROL SAMPLE: 3384235

Parameter	Units	Spike Conc.	LCS Result	LCS % Rec	% Rec Limits	Qualifiers
Antimony	ug/L	40	42.4	106	80-120	
Arsenic	ug/L	40	40.1	100	80-120	
Beryllium	ug/L	40	39.9	100	80-120	
Chromium	ug/L	40	42.0	105	80-120	
Cobalt	ug/L	40	40.0	100	80-120	
Selenium	ug/L	40	40.6	102	80-120	
Thallium	ug/L	40	40.8	102	80-120	

MATRIX SPIKE & MATRIX SPIKE DUPLICATE: 3384236 3384237

Parameter	Units	50345809003		MSD		MS		MSD		% Rec Limits	RPD	Max RPD	Qual
		Result	MS Spike Conc.	MSD Spike Conc.	Result	MSD Result	% Rec	% Rec					
Antimony	ug/L	ND	40	40	42.9	43.8	107	109	75-125	2	20		
Arsenic	ug/L	ND	40	40	40.4	41.4	99	102	75-125	2	20		
Beryllium	ug/L	ND	40	40	39.7	40.0	99	100	75-125	1	20		
Chromium	ug/L	ND	40	40	41.5	42.0	103	104	75-125	1	20		
Cobalt	ug/L	3.0	40	40	39.2	39.9	90	92	75-125	2	20		
Selenium	ug/L	ND	40	40	40.6	41.0	101	102	75-125	1	20		
Thallium	ug/L	ND	40	40	42.2	42.4	105	106	75-125	1	20		

Results presented on this page are in the units indicated by the "Units" column except where an alternate unit is presented to the right of the result.

REPORT OF LABORATORY ANALYSIS

This report shall not be reproduced, except in full,
without the written consent of Pace Analytical Services, LLC.



QUALITY CONTROL DATA

Project: Harding Street P1R1

Pace Project No.: 50345838

QC Batch:	736199	Analysis Method:	SM 2320B
QC Batch Method:	SM 2320B	Analysis Description:	2320B Alkalinity
		Laboratory:	Pace Analytical Services - Indianapolis
Associated Lab Samples:	50345838001, 50345838002, 50345838003, 50345838004, 50345838005, 50345838006		

METHOD BLANK: 3378312 Matrix: Water
 Associated Lab Samples: 50345838001, 50345838002, 50345838003, 50345838004, 50345838005, 50345838006

Parameter	Units	Blank Result	Reporting Limit	MDL	Analyzed	Qualifiers
Alkalinity, Total as CaCO3	mg/L	ND	10.0	10.0	05/26/23 21:06	
Alkalinity,Bicarbonate (CaCO3)	mg/L	ND	10.0	10.0	05/26/23 21:06	
Alkalinity,Carbonate (CaCO3)	mg/L	ND	10.0	10.0	05/26/23 21:06	

LABORATORY CONTROL SAMPLE: 3378313

Parameter	Units	Spike Conc.	LCS Result	LCS % Rec	% Rec Limits	Qualifiers
Alkalinity, Total as CaCO3	mg/L	50	54.3	109	90-110	

SAMPLE DUPLICATE: 3378314

Parameter	Units	50345800019 Result	Dup Result	RPD	Max RPD	Qualifiers
Alkalinity, Total as CaCO3	mg/L	139	141	1	20	
Alkalinity,Bicarbonate (CaCO3)	mg/L	139	141	1	20	
Alkalinity,Carbonate (CaCO3)	mg/L	<10.0	ND		20	

SAMPLE DUPLICATE: 3378315

Parameter	Units	50345903001 Result	Dup Result	RPD	Max RPD	Qualifiers
Alkalinity, Total as CaCO3	mg/L	238	243	2	20	
Alkalinity,Bicarbonate (CaCO3)	mg/L	219	222	1	20	
Alkalinity,Carbonate (CaCO3)	mg/L	19.6	21.2	8	20	

Results presented on this page are in the units indicated by the "Units" column except where an alternate unit is presented to the right of the result.

REPORT OF LABORATORY ANALYSIS

This report shall not be reproduced, except in full,
 without the written consent of Pace Analytical Services, LLC.



QUALITY CONTROL DATA

Project: Harding Street P1R1

Pace Project No.: 50345838

QC Batch:	736530	Analysis Method:	SM 2540C
QC Batch Method:	SM 2540C	Analysis Description:	2540C Total Dissolved Solids
		Laboratory:	Pace Analytical Services - Indianapolis
Associated Lab Samples:	50345838001, 50345838002, 50345838003, 50345838004		

METHOD BLANK: 3379569 Matrix: Water
 Associated Lab Samples: 50345838001, 50345838002, 50345838003, 50345838004

Parameter	Units	Blank Result	Reporting Limit	MDL	Analyzed	Qualifiers
Total Dissolved Solids	mg/L	ND	10.0	10.0	05/31/23 08:12	

LABORATORY CONTROL SAMPLE: 3379570

Parameter	Units	Spike Conc.	LCS Result	LCS % Rec	% Rec Limits	Qualifiers
Total Dissolved Solids	mg/L	300	277	92	80-120	

SAMPLE DUPLICATE: 3379571

Parameter	Units	50345766005 Result	Dup Result	RPD	Max RPD	Qualifiers
Total Dissolved Solids	mg/L	447	456	2	10	

SAMPLE DUPLICATE: 3379572

Parameter	Units	50345774001 Result	Dup Result	RPD	Max RPD	Qualifiers
Total Dissolved Solids	mg/L	1030	1030	0	10	

Results presented on this page are in the units indicated by the "Units" column except where an alternate unit is presented to the right of the result.

REPORT OF LABORATORY ANALYSIS

This report shall not be reproduced, except in full,
 without the written consent of Pace Analytical Services, LLC.



QUALITY CONTROL DATA

Project: Harding Street P1R1

Pace Project No.: 50345838

QC Batch:	736615	Analysis Method:	SM 2540C
QC Batch Method:	SM 2540C	Analysis Description:	2540C Total Dissolved Solids
		Laboratory:	Pace Analytical Services - Indianapolis

Associated Lab Samples: 50345838005, 50345838006

METHOD BLANK: 3379877 Matrix: Water

Associated Lab Samples: 50345838005, 50345838006

Parameter	Units	Blank Result	Reporting Limit	MDL	Analyzed	Qualifiers
Total Dissolved Solids	mg/L	ND	10.0	10.0	05/31/23 10:50	

LABORATORY CONTROL SAMPLE: 3379878

Parameter	Units	Spike Conc.	LCS Result	LCS % Rec	% Rec Limits	Qualifiers
Total Dissolved Solids	mg/L	300	286	95	80-120	

SAMPLE DUPLICATE: 3379879

Parameter	Units	50345842002 Result	Dup Result	RPD	Max RPD	Qualifiers
Total Dissolved Solids	mg/L	286000 ug/L	292	2	10	

SAMPLE DUPLICATE: 3379880

Parameter	Units	50345842004 Result	Dup Result	RPD	Max RPD	Qualifiers
Total Dissolved Solids	mg/L	<200000 ug/L	150	7	10	PK,PP

Results presented on this page are in the units indicated by the "Units" column except where an alternate unit is presented to the right of the result.

REPORT OF LABORATORY ANALYSIS

This report shall not be reproduced, except in full, without the written consent of Pace Analytical Services, LLC.



QUALITY CONTROL DATA

Project: Harding Street P1R1

Pace Project No.: 50345838

QC Batch: 738652

Analysis Method: SM 4500-H+B

QC Batch Method: SM 4500-H+B

Analysis Description: 4500H+B pH

Laboratory: Pace Analytical Services - Indianapolis

Associated Lab Samples: 50345838001, 50345838002, 50345838003, 50345838004, 50345838005, 50345838006

SAMPLE DUPLICATE: 3388986

Parameter	Units	50345897006 Result	Dup Result	RPD	Max RPD	Qualifiers
pH at 25 Degrees C	Std. Units	7.8	7.9	2	2	H3

SAMPLE DUPLICATE: 3388987

Parameter	Units	50345920002 Result	Dup Result	RPD	Max RPD	Qualifiers
pH at 25 Degrees C	Std. Units	8.2	8.3	1	2	H3

Results presented on this page are in the units indicated by the "Units" column except where an alternate unit is presented to the right of the result.

REPORT OF LABORATORY ANALYSIS

This report shall not be reproduced, except in full,
without the written consent of Pace Analytical Services, LLC.



QUALITY CONTROL DATA

Project: Harding Street P1R1

Pace Project No.: 50345838

QC Batch: 736265 Analysis Method: SM 4500-S2-D
 QC Batch Method: SM 4500-S2-D Analysis Description: 4500S2D Sulfide Water
 Laboratory: Pace Analytical Services - Indianapolis
 Associated Lab Samples: 50345838001, 50345838002, 50345838003, 50345838004, 50345838005, 50345838006

METHOD BLANK: 3378725 Matrix: Water
 Associated Lab Samples: 50345838001, 50345838002, 50345838003, 50345838004, 50345838005, 50345838006

Parameter	Units	Blank Result	Reporting Limit	MDL	Analyzed	Qualifiers
Sulfide	mg/L	ND	0.10	0.025	05/27/23 11:59	

LABORATORY CONTROL SAMPLE: 3378726

Parameter	Units	Spike Conc.	LCS Result	LCS % Rec	% Rec Limits	Qualifiers
Sulfide	mg/L	0.5	0.52	104	90-110	

MATRIX SPIKE & MATRIX SPIKE DUPLICATE: 3378727 3378728

Parameter	Units	50345838003 Result	MS Spike Conc.	MSD Spike Conc.	MS Result	MSD Result	MS % Rec	MSD % Rec	% Rec Limits	RPD	Max RPD	Qual
Sulfide	mg/L	ND	0.5	0.5	0.55	0.56	107	108	90-110	2	20	

MATRIX SPIKE SAMPLE: 3378729

Parameter	Units	50345841001 Result	Spike Conc.	MS Result	MS % Rec	% Rec Limits	Qualifiers
Sulfide	mg/L	ND	0.5	.094J	19	90-110	M0

Results presented on this page are in the units indicated by the "Units" column except where an alternate unit is presented to the right of the result.

REPORT OF LABORATORY ANALYSIS

This report shall not be reproduced, except in full, without the written consent of Pace Analytical Services, LLC.



QUALITY CONTROL DATA

Project: Harding Street P1R1

Pace Project No.: 50345838

QC Batch:	736061	Analysis Method:	HACH 8146
QC Batch Method:	HACH 8146	Analysis Description:	Iron, Ferrous
		Laboratory:	Pace Analytical Services - Indianapolis
Associated Lab Samples:	50345838001, 50345838002, 50345838003, 50345838004, 50345838005, 50345838006		

METHOD BLANK:	3377608	Matrix:	Water
Associated Lab Samples:	50345838001, 50345838002, 50345838003, 50345838004, 50345838005, 50345838006		

Parameter	Units	Blank Result	Reporting Limit	MDL	Analyzed	Qualifiers
Iron, Ferrous	mg/L	ND	0.20	0.035	05/26/23 15:45	H3,N2

LABORATORY CONTROL SAMPLE: 3377609						
Parameter	Units	Spike Conc.	LCS Result	LCS % Rec	% Rec Limits	Qualifiers
Iron, Ferrous	mg/L	1	1.0	104	90-110	H3,N2

MATRIX SPIKE & MATRIX SPIKE DUPLICATE: 3377610 3377611												
Parameter	Units	5034586002 Result	MS Spike Conc.	MSD Spike Conc.	MS Result	MSD Result	MS % Rec	MSD % Rec	% Rec Limits	RPD	Max RPD	Qual
Iron, Ferrous	mg/L	ND	1	1	1.1	1.1	106	105	90-110	0	20	H3,N2

MATRIX SPIKE & MATRIX SPIKE DUPLICATE: 3377612 3377613												
Parameter	Units	50345897006 Result	MS Spike Conc.	MSD Spike Conc.	MS Result	MSD Result	MS % Rec	MSD % Rec	% Rec Limits	RPD	Max RPD	Qual
Iron, Ferrous	mg/L	ND	1	1	1.0	1.0	101	104	90-110	2	20	H3,N2

Results presented on this page are in the units indicated by the "Units" column except where an alternate unit is presented to the right of the result.

REPORT OF LABORATORY ANALYSIS

This report shall not be reproduced, except in full, without the written consent of Pace Analytical Services, LLC.



QUALITY CONTROL DATA

Project: Harding Street P1R1

Pace Project No.: 50345838

QC Batch: 735954 Analysis Method: EPA 353.2
 QC Batch Method: EPA 353.2 Analysis Description: 353.2 Nitrate + Nitrite, Unpres.
 Laboratory: Pace Analytical Services - Indianapolis
 Associated Lab Samples: 50345838002, 50345838003, 50345838004, 50345838006

METHOD BLANK: 3376995 Matrix: Water
 Associated Lab Samples: 50345838002, 50345838003, 50345838004, 50345838006

Parameter	Units	Blank Result	Reporting Limit	MDL	Analyzed	Qualifiers
Nitrogen, Nitrate	mg/L	ND	0.10	0.011	05/25/23 19:43	
Nitrogen, Nitrite	mg/L	ND	0.10	0.0040	05/25/23 19:43	

LABORATORY CONTROL SAMPLE: 3376996

Parameter	Units	Spike Conc.	LCS Result	LCS % Rec	% Rec Limits	Qualifiers
Nitrogen, Nitrate	mg/L	1	0.89	89	90-110	
Nitrogen, Nitrite	mg/L	1	0.94	94	90-110	

MATRIX SPIKE & MATRIX SPIKE DUPLICATE: 3376997 3376998

Parameter	Units	50345838002 Result	MS Spike Conc.	MSD Spike Conc.	MS Result	MSD Result	MS % Rec	MSD % Rec	% Rec Limits	RPD	Max RPD	Qual
Nitrogen, Nitrate	mg/L	ND	1	1	0.84	0.84	84	84	90-110	0	20	
Nitrogen, Nitrite	mg/L	ND	1	1	0.99	0.99	98	98	90-110	0	20	

MATRIX SPIKE SAMPLE: 3376999

Parameter	Units	50345728015 Result	Spike Conc.	MS Result	MS % Rec	% Rec Limits	Qualifiers
Nitrogen, Nitrate	mg/L	ND	1	0.96	95	90-110	
Nitrogen, Nitrite	mg/L	ND	1	1.0	102	90-110	

Results presented on this page are in the units indicated by the "Units" column except where an alternate unit is presented to the right of the result.

REPORT OF LABORATORY ANALYSIS

This report shall not be reproduced, except in full, without the written consent of Pace Analytical Services, LLC.



QUALITY CONTROL DATA

Project: Harding Street P1R1

Pace Project No.: 50345838

QC Batch: 735957	Analysis Method: EPA 353.2
QC Batch Method: EPA 353.2	Analysis Description: 353.2 Nitrate + Nitrite, Unpres.
	Laboratory: Pace Analytical Services - Indianapolis

Associated Lab Samples: 50345838001, 50345838005

METHOD BLANK: 3377008 Matrix: Water

Associated Lab Samples: 50345838001, 50345838005

Parameter	Units	Blank Result	Reporting Limit	MDL	Analyzed	Qualifiers
Nitrogen, Nitrate	mg/L	ND	0.10	0.011	05/25/23 20:38	
Nitrogen, Nitrite	mg/L	ND	0.10	0.0040	05/25/23 20:38	

LABORATORY CONTROL SAMPLE: 3377009

Parameter	Units	Spike Conc.	LCS Result	LCS % Rec	% Rec Limits	Qualifiers
Nitrogen, Nitrate	mg/L	1	0.93	93	90-110	
Nitrogen, Nitrite	mg/L	1	1.0	100	90-110	

MATRIX SPIKE & MATRIX SPIKE DUPLICATE: 3377010 3377011

Parameter	Units	50345809001 Result	MS Spike Conc.	MSD Spike Conc.	MS Result	MSD Result	MS % Rec	MSD % Rec	% Rec Limits	RPD	Max RPD	Qual
Nitrogen, Nitrate	mg/L	1.7	1	1	2.6	2.6	97	99	90-110	1	20	
Nitrogen, Nitrite	mg/L	0.19	1	1	1.2	1.2	103	104	90-110	0	20	

MATRIX SPIKE SAMPLE: 3377012

Parameter	Units	50345809004 Result	Spike Conc.	MS Result	MS % Rec	% Rec Limits	Qualifiers
Nitrogen, Nitrate	mg/L	ND	1	0.97	95	90-110	
Nitrogen, Nitrite	mg/L	ND	1	1.0	102	90-110	

Results presented on this page are in the units indicated by the "Units" column except where an alternate unit is presented to the right of the result.

REPORT OF LABORATORY ANALYSIS

This report shall not be reproduced, except in full, without the written consent of Pace Analytical Services, LLC.



QUALITY CONTROL DATA

Project: Harding Street P1R1

Pace Project No.: 50345838

QC Batch:	737920	Analysis Method:	EPA 365.1
QC Batch Method:	EPA 365.1	Analysis Description:	365.1 Total Phosphorus
		Laboratory:	Pace Analytical Services - Indianapolis

Associated Lab Samples: 50345838001, 50345838002, 50345838003, 50345838004, 50345838005, 50345838006

METHOD BLANK: 3385195 Matrix: Water
 Associated Lab Samples: 50345838001, 50345838002, 50345838003, 50345838004, 50345838005, 50345838006

Parameter	Units	Blank Result	Reporting Limit	MDL	Analyzed	Qualifiers
Phosphate as P04	mg/L	ND	0.15	0.15	06/08/23 11:40	

LABORATORY CONTROL SAMPLE: 3385196

Parameter	Units	Spike Conc.	LCS Result	LCS % Rec	% Rec Limits	Qualifiers
Phosphate as P04	mg/L		1.5			

MATRIX SPIKE & MATRIX SPIKE DUPLICATE: 3385197 3385198

Parameter	Units	50345838002 Result	MS Spike Conc.	MSD Spike Conc.	MS Result	MSD Result	MS % Rec	MSD % Rec	% Rec Limits	RPD	Max RPD	Qual
Phosphate as P04	mg/L	ND			1.5	1.4				6		

Results presented on this page are in the units indicated by the "Units" column except where an alternate unit is presented to the right of the result.

REPORT OF LABORATORY ANALYSIS

This report shall not be reproduced, except in full, without the written consent of Pace Analytical Services, LLC.



QUALITY CONTROL DATA

Project: Harding Street P1R1

Pace Project No.: 50345838

QC Batch:	738248	Analysis Method:	SM 5310C
QC Batch Method:	SM 5310C	Analysis Description:	5310C Total Organic Carbon
		Laboratory:	Pace Analytical Services - Indianapolis

Associated Lab Samples: 50345838001, 50345838002, 50345838003, 50345838004

METHOD BLANK: 3386627 Matrix: Water
 Associated Lab Samples: 50345838001, 50345838002, 50345838003, 50345838004

Parameter	Units	Blank Result	Reporting Limit	MDL	Analyzed	Qualifiers
Total Organic Carbon	mg/L	ND	1.0	0.24	06/08/23 18:32	

LABORATORY CONTROL SAMPLE: 3386628

Parameter	Units	Spike Conc.	LCS Result	LCS % Rec	% Rec Limits	Qualifiers
Total Organic Carbon	mg/L	10	9.9	99	90-110	

MATRIX SPIKE & MATRIX SPIKE DUPLICATE: 3386629 3386630

Parameter	Units	50346285002 Result	MS Spike Conc.	MSD Spike Conc.	MS Result	MSD Result	MS % Rec	MSD % Rec	% Rec Limits	RPD	Max RPD	Qual
Total Organic Carbon	mg/L	1.3	10	10	11.2	11.5	99	102	80-120	2	20	

MATRIX SPIKE SAMPLE: 3386631

Parameter	Units	50345838003 Result	Spike Conc.	MS Result	MS % Rec	% Rec Limits	Qualifiers
Total Organic Carbon	mg/L	1.2	10	11.6	104	80-120	

Results presented on this page are in the units indicated by the "Units" column except where an alternate unit is presented to the right of the result.

REPORT OF LABORATORY ANALYSIS

This report shall not be reproduced, except in full, without the written consent of Pace Analytical Services, LLC.



QUALITY CONTROL DATA

Project: Harding Street P1R1

Pace Project No.: 50345838

QC Batch: 738252

Analysis Method: SM 5310C

QC Batch Method: SM 5310C

Analysis Description: 5310C Total Organic Carbon

Laboratory: Pace Analytical Services - Indianapolis

Associated Lab Samples: 50345838005, 50345838006

METHOD BLANK: 3386647

Matrix: Water

Associated Lab Samples: 50345838005, 50345838006

Parameter	Units	Blank Result	Reporting Limit	MDL	Analyzed	Qualifiers
Total Organic Carbon	mg/L	ND	1.0	0.24	06/09/23 14:57	

LABORATORY CONTROL SAMPLE: 3386648

Parameter	Units	Spike Conc.	LCS Result	LCS % Rec	% Rec Limits	Qualifiers
Total Organic Carbon	mg/L	10	9.6	96	90-110	

MATRIX SPIKE & MATRIX SPIKE DUPLICATE: 3386649 3386650

Parameter	Units	50345861003		3386650		MS % Rec	MSD % Rec	% Rec Limits	RPD	Max RPD	Qual	
		MS Spike Conc.	MSD Spike Conc.	MS Result	MSD Result							
Total Organic Carbon	mg/L	936 ug/L	10	10	10.6	10.6	97	97	80-120	0	20	

Results presented on this page are in the units indicated by the "Units" column except where an alternate unit is presented to the right of the result.

REPORT OF LABORATORY ANALYSIS

This report shall not be reproduced, except in full, without the written consent of Pace Analytical Services, LLC.



QUALITY CONTROL DATA

Project: Harding Street P1R1

Pace Project No.: 50345838

QC Batch:	738249	Analysis Method:	SM 5310C
QC Batch Method:	SM 5310C	Analysis Description:	5310C Dissolved Organic Carbon
		Laboratory:	Pace Analytical Services - Indianapolis

Associated Lab Samples: 50345838001, 50345838002, 50345838003, 50345838004, 50345838005, 50345838006

METHOD BLANK: 3386634 Matrix: Water
 Associated Lab Samples: 50345838001, 50345838002, 50345838003, 50345838004, 50345838005, 50345838006

Parameter	Units	Blank Result	Reporting Limit	MDL	Analyzed	Qualifiers
Dissolved Organic Carbon	mg/L	ND	1.0	0.24	06/09/23 00:41	

LABORATORY CONTROL SAMPLE: 3386635

Parameter	Units	Spike Conc.	LCS Result	LCS % Rec	% Rec Limits	Qualifiers
Dissolved Organic Carbon	mg/L	10	10.3	103	90-110	

MATRIX SPIKE & MATRIX SPIKE DUPLICATE: 3386636 3386637

Parameter	Units	50345693003 Result	MS Spike Conc.	MSD Spike Conc.	MS Result	MSD Result	MS % Rec	MSD % Rec	% Rec Limits	RPD	Max RPD	Qual
Dissolved Organic Carbon	mg/L	2.1	20	20	23.1	22.9	105	104	80-120	1	20	

MATRIX SPIKE SAMPLE: 3386638

Parameter	Units	50345838003 Result	Spike Conc.	MS Result	MS % Rec	% Rec Limits	Qualifiers
Dissolved Organic Carbon	mg/L	1.2	10	11.1	99	80-120	

Results presented on this page are in the units indicated by the "Units" column except where an alternate unit is presented to the right of the result.

REPORT OF LABORATORY ANALYSIS

This report shall not be reproduced, except in full, without the written consent of Pace Analytical Services, LLC.



ANALYTICAL RESULTS - RADIOCHEMISTRY

Project: Harding Street P1R1

Pace Project No.: 50345838

Sample: MW-4SR **Lab ID: 50345838001** Collected: 05/24/23 15:55 Received: 05/25/23 15:50 Matrix: Water
 PWS: Site ID: Sample Type:

Parameters	Method	Act ± Unc (MDC) Carr Trac	Units	Analyzed	CAS No.	Qual
	Pace Analytical Services - Greensburg					
Radium-226	EPA 903.1	0.000 ± 0.532 (1.13) C:NA T:93%	pCi/L	06/23/23 15:26	13982-63-3	
	Pace Analytical Services - Greensburg					
Radium-228	EPA 904.0	-0.0459 ± 0.458 (1.09) C:83% T:82%	pCi/L	06/20/23 19:22	15262-20-1	
	Pace Analytical Services - Greensburg					
Total Radium	Total Radium Calculation	0.000 ± 0.990 (2.22)	pCi/L	06/26/23 16:32	7440-14-4	

REPORT OF LABORATORY ANALYSIS

This report shall not be reproduced, except in full,
 without the written consent of Pace Analytical Services, LLC.



ANALYTICAL RESULTS - RADIOCHEMISTRY

Project: Harding Street P1R1

Pace Project No.: 50345838

Sample: MW-11D **Lab ID: 50345838002** Collected: 05/24/23 10:40 Received: 05/25/23 15:50 Matrix: Water
 PWS: Site ID: Sample Type:

Parameters	Method	Act ± Unc (MDC) Carr Trac	Units	Analyzed	CAS No.	Qual
	Pace Analytical Services - Greensburg					
Radium-226	EPA 903.1	-0.0863 ± 0.561 (1.22) C:NA T:88%	pCi/L	06/23/23 15:37	13982-63-3	
	Pace Analytical Services - Greensburg					
Radium-228	EPA 904.0	1.14 ± 0.509 (0.801) C:88% T:92%	pCi/L	06/20/23 19:22	15262-20-1	
	Pace Analytical Services - Greensburg					
Total Radium	Total Radium Calculation	1.14 ± 1.07 (2.02)	pCi/L	06/26/23 16:32	7440-14-4	

REPORT OF LABORATORY ANALYSIS

This report shall not be reproduced, except in full, without the written consent of Pace Analytical Services, LLC.



ANALYTICAL RESULTS - RADIOCHEMISTRY

Project: Harding Street P1R1

Pace Project No.: 50345838

Sample: MW-9I **Lab ID: 50345838003** Collected: 05/24/23 12:01 Received: 05/25/23 15:50 Matrix: Water
 PWS: Site ID: Sample Type:

Parameters	Method	Act ± Unc (MDC) Carr Trac	Units	Analyzed	CAS No.	Qual
Pace Analytical Services - Greensburg						
Radium-226	EPA 903.1	0.723 ± 0.654 (0.965) C:NA T:93%	pCi/L	06/23/23 15:26	13982-63-3	
Pace Analytical Services - Greensburg						
Radium-228	EPA 904.0	0.383 ± 0.478 (1.01) C:86% T:82%	pCi/L	06/20/23 19:23	15262-20-1	
Pace Analytical Services - Greensburg						
Total Radium	Total Radium Calculation	1.11 ± 1.13 (1.98)	pCi/L	06/26/23 16:32	7440-14-4	

REPORT OF LABORATORY ANALYSIS

This report shall not be reproduced, except in full, without the written consent of Pace Analytical Services, LLC.



ANALYTICAL RESULTS - RADIOCHEMISTRY

Project: Harding Street P1R1

Pace Project No.: 50345838

Sample: MW-9D **Lab ID: 50345838004** Collected: 05/24/23 12:50 Received: 05/25/23 15:50 Matrix: Water
 PWS: Site ID: Sample Type:

Parameters	Method	Act ± Unc (MDC) Carr Trac	Units	Analyzed	CAS No.	Qual
Pace Analytical Services - Greensburg						
Radium-226	EPA 903.1	0.745 ± 0.779 (1.22) C:NA T:88%	pCi/L	06/23/23 15:26	13982-63-3	
Pace Analytical Services - Greensburg						
Radium-228	EPA 904.0	0.569 ± 0.538 (1.10) C:87% T:79%	pCi/L	06/20/23 19:23	15262-20-1	
Pace Analytical Services - Greensburg						
Total Radium	Total Radium Calculation	1.31 ± 1.32 (2.32)	pCi/L	06/26/23 16:32	7440-14-4	

REPORT OF LABORATORY ANALYSIS

This report shall not be reproduced, except in full, without the written consent of Pace Analytical Services, LLC.



ANALYTICAL RESULTS - RADIOCHEMISTRY

Project: Harding Street P1R1

Pace Project No.: 50345838

Sample: MW-9SR **Lab ID: 50345838005** Collected: 05/24/23 14:53 Received: 05/25/23 15:50 Matrix: Water
 PWS: Site ID: Sample Type:

Parameters	Method	Act ± Unc (MDC) Carr Trac	Units	Analyzed	CAS No.	Qual
Pace Analytical Services - Greensburg						
Radium-226	EPA 903.1	0.559 ± 0.452 (0.252) C:NA T:89%	pCi/L	06/23/23 15:26	13982-63-3	
Pace Analytical Services - Greensburg						
Radium-228	EPA 904.0	0.531 ± 0.400 (0.795) C:85% T:87%	pCi/L	06/20/23 15:28	15262-20-1	
Pace Analytical Services - Greensburg						
Total Radium	Total Radium Calculation	1.09 ± 0.852 (1.05)	pCi/L	06/26/23 16:32	7440-14-4	

REPORT OF LABORATORY ANALYSIS

This report shall not be reproduced, except in full,
 without the written consent of Pace Analytical Services, LLC.



ANALYTICAL RESULTS - RADIOCHEMISTRY

Project: Harding Street P1R1

Pace Project No.: 50345838

Sample: DUP 4 **Lab ID: 50345838006** Collected: 05/24/23 00:00 Received: 05/25/23 15:50 Matrix: Water
 PWS: Site ID: Sample Type:

Parameters	Method	Act ± Unc (MDC) Carr Trac	Units	Analyzed	CAS No.	Qual
Pace Analytical Services - Greensburg						
Radium-226	EPA 903.1	0.370 ± 0.630 (1.11) C:NA T:89%	pCi/L	06/23/23 15:26	13982-63-3	
Pace Analytical Services - Greensburg						
Radium-228	EPA 904.0	0.787 ± 0.454 (0.842) C:86% T:78%	pCi/L	06/20/23 15:29	15262-20-1	
Pace Analytical Services - Greensburg						
Total Radium	Total Radium Calculation	1.16 ± 1.08 (1.95)	pCi/L	06/26/23 16:32	7440-14-4	

REPORT OF LABORATORY ANALYSIS

This report shall not be reproduced, except in full, without the written consent of Pace Analytical Services, LLC.



QUALITY CONTROL - RADIOCHEMISTRY

Project: Harding Street P1R1

Pace Project No.: 50345838

QC Batch: 592657

Analysis Method: EPA 903.1

QC Batch Method: EPA 903.1

Analysis Description: 903.1 Radium-226

Laboratory: Pace Analytical Services - Greensburg

Associated Lab Samples: 50345838001, 50345838002, 50345838003, 50345838004, 50345838005, 50345838006

METHOD BLANK: 2879509

Matrix: Water

Associated Lab Samples: 50345838001, 50345838002, 50345838003, 50345838004, 50345838005, 50345838006

Parameter	Act ± Unc (MDC) Carr Trac	Units	Analyzed	Qualifiers
Radium-226	0.335 ± 0.308 (0.182) C:NA T:98%	pCi/L	06/23/23 15:26	

Results presented on this page are in the units indicated by the "Units" column except where an alternate unit is presented to the right of the result.

REPORT OF LABORATORY ANALYSIS

This report shall not be reproduced, except in full, without the written consent of Pace Analytical Services, LLC.



QUALITY CONTROL - RADIOCHEMISTRY

Project: Harding Street P1R1

Pace Project No.: 50345838

QC Batch: 592660

Analysis Method: EPA 904.0

QC Batch Method: EPA 904.0

Analysis Description: 904.0 Radium 228

Laboratory: Pace Analytical Services - Greensburg

Associated Lab Samples: 50345838001, 50345838002, 50345838003, 50345838004, 50345838005, 50345838006

METHOD BLANK: 2879520

Matrix: Water

Associated Lab Samples: 50345838001, 50345838002, 50345838003, 50345838004, 50345838005, 50345838006

Parameter	Act ± Unc (MDC) Carr Trac	Units	Analyzed	Qualifiers
Radium-228	-0.256 ± 0.268 (0.678) C:87% T:89%	pCi/L	06/20/23 15:31	

Results presented on this page are in the units indicated by the "Units" column except where an alternate unit is presented to the right of the result.

REPORT OF LABORATORY ANALYSIS

This report shall not be reproduced, except in full, without the written consent of Pace Analytical Services, LLC.



QUALIFIERS

Project: Harding Street P1R1

Pace Project No.: 50345838

DEFINITIONS

DF - Dilution Factor, if reported, represents the factor applied to the reported data due to dilution of the sample aliquot.

ND - Not Detected at or above adjusted reporting limit.

TNTC - Too Numerous To Count

J - Estimated concentration above the adjusted method detection limit and below the adjusted reporting limit.

MDL - Adjusted Method Detection Limit.

PQL - Practical Quantitation Limit.

RL - Reporting Limit - The lowest concentration value that meets project requirements for quantitative data with known precision and bias for a specific analyte in a specific matrix.

S - Surrogate

1,2-Diphenylhydrazine decomposes to and cannot be separated from Azobenzene using Method 8270. The result for each analyte is a combined concentration.

Consistent with EPA guidelines, unrounded data are displayed and have been used to calculate % recovery and RPD values.

LCS(D) - Laboratory Control Sample (Duplicate)

MS(D) - Matrix Spike (Duplicate)

DUP - Sample Duplicate

RPD - Relative Percent Difference

NC - Not Calculable.

SG - Silica Gel - Clean-Up

U - Indicates the compound was analyzed for, but not detected.

N-Nitrosodiphenylamine decomposes and cannot be separated from Diphenylamine using Method 8270. The result reported for each analyte is a combined concentration.

Reported results are not rounded until the final step prior to reporting. Therefore, calculated parameters that are typically reported as "Total" may vary slightly from the sum of the reported component parameters.

Act - Activity

Unc - Uncertainty: SDWA = 1.96 sigma count uncertainty, all other matrices = Expanded Uncertainty (95% confidence interval).

Gamma Spec = Expanded Uncertainty (95.4% Confidence Interval)

(MDC) - Minimum Detectable Concentration

Trac - Tracer Recovery (%)

Carr - Carrier Recovery (%)

Pace Analytical is TNI accredited. Contact your Pace PM for the current list of accredited analytes.

TNI - The NELAC Institute.

ANALYTE QUALIFIERS

E Analyte concentration exceeded the calibration range. The reported result is estimated.

H3 Sample was received or analysis requested beyond the recognized method holding time.

M0 Matrix spike recovery and/or matrix spike duplicate recovery was outside laboratory control limits.

N2 The lab does not hold NELAC/TNI accreditation for this parameter but other accreditations/certifications may apply. A complete list of accreditations/certifications is available upon request.

P6 Matrix spike recovery was outside laboratory control limits due to a parent sample concentration notably higher than the spike level.

PK Sample volume was decreased because complete filtration was not achieved within the maximum method-specified timeframe.

PP The mass of dried residue obtained did not meet the test method requirements based on volume used.

R1 RPD value was outside control limits.

REPORT OF LABORATORY ANALYSIS

This report shall not be reproduced, except in full,
without the written consent of Pace Analytical Services, LLC.



QUALITY CONTROL DATA CROSS REFERENCE TABLE

Project: Harding Street P1R1

Pace Project No.: 50345838

Lab ID	Sample ID	QC Batch Method	QC Batch	Analytical Method	Analytical Batch
50345838001	MW-4SR	EPA 9056	737755		
50345838002	MW-11D	EPA 9056	737755		
50345838003	MW-9I	EPA 9056	737755		
50345838004	MW-9D	EPA 9056	737755		
50345838005	MW-9SR	EPA 9056	737755		
50345838006	DUP 4	EPA 9056	737755		
50345838001	MW-4SR	EPA 3010	737074	EPA 6010	738523
50345838002	MW-11D	EPA 3010	737074	EPA 6010	738523
50345838003	MW-9I	EPA 3010	737074	EPA 6010	738523
50345838004	MW-9D	EPA 3010	737074	EPA 6010	738523
50345838005	MW-9SR	EPA 3010	737074	EPA 6010	738523
50345838006	DUP 4	EPA 3010	737074	EPA 6010	738523
50345838001	MW-4SR	EPA 3010	737009	EPA 6010	738190
50345838002	MW-11D	EPA 3010	737009	EPA 6010	738190
50345838003	MW-9I	EPA 3010	737009	EPA 6010	738190
50345838004	MW-9D	EPA 3010	737009	EPA 6010	738190
50345838005	MW-9SR	EPA 3010	737009	EPA 6010	738190
50345838006	DUP 4	EPA 3010	737009	EPA 6010	738190
50345838001	MW-4SR	EPA 200.2	737657	EPA 6020	737888
50345838002	MW-11D	EPA 200.2	737657	EPA 6020	737888
50345838003	MW-9I	EPA 200.2	737657	EPA 6020	737888
50345838004	MW-9D	EPA 200.2	737657	EPA 6020	737888
50345838005	MW-9SR	EPA 200.2	737657	EPA 6020	737888
50345838006	DUP 4	EPA 200.2	737657	EPA 6020	737888
50345838001	MW-4SR	EPA 7470	737260	EPA 7470	738105
50345838002	MW-11D	EPA 7470	737260	EPA 7470	738105
50345838003	MW-9I	EPA 7470	737260	EPA 7470	738105
50345838004	MW-9D	EPA 7470	737260	EPA 7470	738105
50345838005	MW-9SR	EPA 7470	737260	EPA 7470	738105
50345838006	DUP 4	EPA 7470	737260	EPA 7470	738105
50345838001	MW-4SR	EPA 903.1	592657		
50345838002	MW-11D	EPA 903.1	592657		
50345838003	MW-9I	EPA 903.1	592657		
50345838004	MW-9D	EPA 903.1	592657		
50345838005	MW-9SR	EPA 903.1	592657		
50345838006	DUP 4	EPA 903.1	592657		
50345838001	MW-4SR	EPA 904.0	592660		
50345838002	MW-11D	EPA 904.0	592660		
50345838003	MW-9I	EPA 904.0	592660		
50345838004	MW-9D	EPA 904.0	592660		
50345838005	MW-9SR	EPA 904.0	592660		
50345838006	DUP 4	EPA 904.0	592660		
50345838001	MW-4SR	Total Radium Calculation	597649		
50345838002	MW-11D	Total Radium Calculation	597649		
50345838003	MW-9I	Total Radium Calculation	597649		

REPORT OF LABORATORY ANALYSIS

This report shall not be reproduced, except in full, without the written consent of Pace Analytical Services, LLC.



QUALITY CONTROL DATA CROSS REFERENCE TABLE

Project: Harding Street P1R1

Pace Project No.: 50345838

Lab ID	Sample ID	QC Batch Method	QC Batch	Analytical Method	Analytical Batch
50345838004	MW-9D	Total Radium Calculation	597649		
50345838005	MW-9SR	Total Radium Calculation	597649		
50345838006	DUP 4	Total Radium Calculation	597649		
50345838001	MW-4SR	SM 2320B	736199		
50345838002	MW-11D	SM 2320B	736199		
50345838003	MW-9I	SM 2320B	736199		
50345838004	MW-9D	SM 2320B	736199		
50345838005	MW-9SR	SM 2320B	736199		
50345838006	DUP 4	SM 2320B	736199		
50345838001	MW-4SR	SM 2540C	736530		
50345838002	MW-11D	SM 2540C	736530		
50345838003	MW-9I	SM 2540C	736530		
50345838004	MW-9D	SM 2540C	736530		
50345838005	MW-9SR	SM 2540C	736615		
50345838006	DUP 4	SM 2540C	736615		
50345838001	MW-4SR	SM 4500-H+B	738652		
50345838002	MW-11D	SM 4500-H+B	738652		
50345838003	MW-9I	SM 4500-H+B	738652		
50345838004	MW-9D	SM 4500-H+B	738652		
50345838005	MW-9SR	SM 4500-H+B	738652		
50345838006	DUP 4	SM 4500-H+B	738652		
50345838001	MW-4SR	SM 4500-S2-D	736265		
50345838002	MW-11D	SM 4500-S2-D	736265		
50345838003	MW-9I	SM 4500-S2-D	736265		
50345838004	MW-9D	SM 4500-S2-D	736265		
50345838005	MW-9SR	SM 4500-S2-D	736265		
50345838006	DUP 4	SM 4500-S2-D	736265		
50345838001	MW-4SR	HACH 8146	736061		
50345838002	MW-11D	HACH 8146	736061		
50345838003	MW-9I	HACH 8146	736061		
50345838004	MW-9D	HACH 8146	736061		
50345838005	MW-9SR	HACH 8146	736061		
50345838006	DUP 4	HACH 8146	736061		
50345838001	MW-4SR	EPA 353.2	735957		
50345838002	MW-11D	EPA 353.2	735954		
50345838003	MW-9I	EPA 353.2	735954		
50345838004	MW-9D	EPA 353.2	735954		
50345838005	MW-9SR	EPA 353.2	735957		
50345838006	DUP 4	EPA 353.2	735954		
50345838001	MW-4SR	EPA 365.1	737920	EPA 365.1	738192
50345838002	MW-11D	EPA 365.1	737920	EPA 365.1	738192
50345838003	MW-9I	EPA 365.1	737920	EPA 365.1	738192
50345838004	MW-9D	EPA 365.1	737920	EPA 365.1	738192

REPORT OF LABORATORY ANALYSIS

This report shall not be reproduced, except in full, without the written consent of Pace Analytical Services, LLC.



QUALITY CONTROL DATA CROSS REFERENCE TABLE

Project: Harding Street P1R1

Pace Project No.: 50345838

Lab ID	Sample ID	QC Batch Method	QC Batch	Analytical Method	Analytical Batch
50345838005	MW-9SR	EPA 365.1	737920	EPA 365.1	738192
50345838006	DUP 4	EPA 365.1	737920	EPA 365.1	738192
50345838001	MW-4SR	SM 5310C	738248		
50345838002	MW-11D	SM 5310C	738248		
50345838003	MW-9I	SM 5310C	738248		
50345838004	MW-9D	SM 5310C	738248		
50345838005	MW-9SR	SM 5310C	738252		
50345838006	DUP 4	SM 5310C	738252		
50345838001	MW-4SR	SM 5310C	738249		
50345838002	MW-11D	SM 5310C	738249		
50345838003	MW-9I	SM 5310C	738249		
50345838004	MW-9D	SM 5310C	738249		
50345838005	MW-9SR	SM 5310C	738249		
50345838006	DUP 4	SM 5310C	738249		

REPORT OF LABORATORY ANALYSIS

This report shall not be reproduced, except in full, without the written consent of Pace Analytical Services, LLC.



SAMPLE CONDITION UPON RECEIPT FORM

05/25/23 1625 SMK

Date/Time and Initials of person examining contents:

1. Courier: FED EX UPS CLIENT PACE USPS OTHER

2. Custody Seal on Cooler/Box Present: Yes No

(If yes)Seals Intact: Yes No (leave blank if no seals were present)

3. Thermometer: 1 2 3 4 5 6 A B C D E F G

4. Cooler Temperature(s): 0.0/0.6 0.8/0.8 0.7/0.7 0.7/0.7
 (Initial/Corrected) RECORD TEMPS OF ALL COOLERS RECEIVED (use Comments below to add more)

5. Packing Material: Bubble Wrap Bubble Bags

None Other

6. Ice Type: Wet Blue None

7. If temp. is over 6°C or under 0°C, was the PM notified?: Yes No
 Cooler temp should be above freezing to 6°C

All discrepancies will be written out in the comments section below.

	Yes	No		Yes	No	N/A
USDA Regulated Soils? (HI, ID, NY, WA, OR, CA, NM, TX, OK, AR, LA, TN, AL, MS, NC, SC, GA, FL, or Puerto Rico)		/	All containers needing acid/base preservation have been pH CHECKED?: Exceptions: VOA, coliform, LLHg, O&G, RAD CHEM, and any container with a septum cap or preserved with HCl.			
Short Hold Time Analysis (48 hours or less)? Analysis: NO3	/		Circle: HNO3 (<2) H2SO4 (<2) NaOH (>10) NaOH/ZnAc (>9) Any non-conformance to pH recommendations will be noted on the container count form	/		
Time 5035A TC placed in Freezer or Short Holds To Lab		Time: 17:50	Residual Chlorine Check (SVOC 625 Pest/PCB 608)	Present	Absent	N/A
Rush TAT Requested (4 days or less):		/	Residual Chlorine Check (Total/Amenable/Free Cyanide)			/
Custody Signatures Present?	/		Headspace Wisconsin Sulfide?			/
Containers Intact?:	/		Headspace in VOA Vials (>6mm): See Container Count form for details	Present	Absent	No VOA Vials Sent
Sample Label (IDs/Dates/Times) Match COC?: Except TCs, which only require sample ID	/		Trip Blank Present?		/	
Extra labels on Terracore Vials? (soils only)		/	Trip Blank Custody Seals?:			/

COMMENTS:



August 01, 2023

Mr. Mark Breting
ATC Group Services
7988 Centerpoint Drive
Suite 100
Indianapolis, IN 46256

RE: Project: Harding Street P1R2
Pace Project No.: 50345841

Dear Mr. Breting:

Enclosed are the analytical results for sample(s) received by the laboratory on May 25, 2023. The results relate only to the samples included in this report. Results reported herein conform to the applicable TNI/NELAC Standards and the laboratory's Quality Manual, where applicable, unless otherwise noted in the body of the report.

The test results provided in this final report were generated by each of the following laboratories within the Pace Network:

- Pace Analytical Services - Indianapolis
- Pace Analytical Services - Greensburg

If you have any questions concerning this report, please feel free to contact me.

Sincerely,

Will Statz
will.statz@pacelabs.com
(317)228-3105
Project Manager

Enclosures

cc: Mohammed Bazlamit, Atlas
Mr. Robert Miller, Haley & Aldrich



REPORT OF LABORATORY ANALYSIS

This report shall not be reproduced, except in full,
without the written consent of Pace Analytical Services, LLC.



CERTIFICATIONS

Project: Harding Street P1R2
Pace Project No.: 50345841

Pace Analytical Services Pennsylvania

1638 Roseytown Rd Suites 2,3&4, Greensburg, PA 15601
ANAB DOD-ELAP Rad Accreditation #: L2417
ANABISO/IEC 17025:2017 Rad Cert#: L24170
Alabama Certification #: 41590
Arizona Certification #: AZ0734
Arkansas Certification
California Certification #: 2950
Colorado Certification #: PA01547
Connecticut Certification #: PH-0694
EPA Region 4 DW Rad
Florida/TNI Certification #: E87683
Georgia Certification #: C040
Guam Certification
Hawaii Certification
Idaho Certification
Illinois Certification
Indiana Certification
Iowa Certification #: 391
Kansas Certification #: E-10358
Kentucky Certification #: KY90133
KY WW Permit #: KY0098221
KY WW Permit #: KY0000221
Louisiana DHH/TNI Certification #: LA010
Louisiana DEQ/TNI Certification #: 04086
Maine Certification #: 2023021
Maryland Certification #: 308
Massachusetts Certification #: M-PA1457
Michigan/PADEP Certification #: 9991

Missouri Certification #: 235
Montana Certification #: Cert0082
Nebraska Certification #: NE-OS-29-14
Nevada Certification #: PA014572023-03
New Hampshire/TNI Certification #: 297622
New Jersey/TNI Certification #: PA051
New Mexico Certification #: PA01457
New York/TNI Certification #: 10888
North Carolina Certification #: 42706
North Dakota Certification #: R-190
Ohio EPA Rad Approval: #41249
Oregon/TNI Certification #: PA200002-015
Pennsylvania/TNI Certification #: 65-00282
Puerto Rico Certification #: PA01457
Rhode Island Certification #: 65-00282
South Dakota Certification
Tennessee Certification #: TN02867
Texas/TNI Certification #: T104704188-22-18
Utah/TNI Certification #: PA014572223-14
USDA Soil Permit #: 525-23-67-77263
Vermont Dept. of Health: ID# VT-0282
Virgin Island/PADEP Certification
Virginia/VELAP Certification #: 460198
Washington Certification #: C868
West Virginia DEP Certification #: 143
West Virginia DHHR Certification #: 9964C
Wisconsin Approve List for Rad

Pace Analytical Services Indianapolis

7726 Moller Road, Indianapolis, IN 46268
Illinois Accreditation #: 200074
Indiana Drinking Water Laboratory #: C-49-06
Kansas/TNI Certification #: E-10177
Kentucky UST Agency Interest #: 80226
Kentucky WW Laboratory ID #: 98019
Michigan Drinking Water Laboratory #9050

Ohio VAP Certified Laboratory #: CL0065
Oklahoma Laboratory #: 9204
Texas Certification #: T104704355
Wisconsin Laboratory #: 999788130
USDA Foreign Soil Permit #: 525-23-13-23119
USDA Compliance Agreement #: IN-SL-22-001

REPORT OF LABORATORY ANALYSIS

This report shall not be reproduced, except in full,
without the written consent of Pace Analytical Services, LLC.



SAMPLE SUMMARY

Project: Harding Street P1R2
Pace Project No.: 50345841

Lab ID	Sample ID	Matrix	Date Collected	Date Received
50345841001	M-4	Water	05/24/23 12:30	05/25/23 15:50

REPORT OF LABORATORY ANALYSIS

This report shall not be reproduced, except in full,
without the written consent of Pace Analytical Services, LLC.



SAMPLE ANALYTE COUNT

Project: Harding Street P1R2

Pace Project No.: 50345841

Lab ID	Sample ID	Method	Analysts	Analytes Reported	Laboratory
50345841001	M-4	EPA 9056	RID	3	PASI-I
		EPA 6010	MTM	14	PASI-I
		EPA 6010	MTM	3	PASI-I
		EPA 6020	DMT	7	PASI-I
		EPA 7470	EAE	1	PASI-I
		EPA 903.1	CLM	1	PASI-PA
		EPA 904.0	JJS1	1	PASI-PA
		Total Radium Calculation	JAL	1	PASI-PA
		SM 2320B	DAW	3	PASI-I
		SM 2540C	TRK	1	PASI-I
		SM 4500-H+B	BMS	1	PASI-I
		SM 4500-S2-D	STS	1	PASI-I
		HACH 8146	BEP	1	PASI-I
		EPA 353.2	ZM	2	PASI-I
		EPA 365.1	YAM	1	PASI-I
		SM 5310C	MMS	1	PASI-I
		SM 5310C	MMS	1	PASI-I

PASI-I = Pace Analytical Services - Indianapolis

PASI-PA = Pace Analytical Services - Greensburg

REPORT OF LABORATORY ANALYSIS

This report shall not be reproduced, except in full,
without the written consent of Pace Analytical Services, LLC.



SUMMARY OF DETECTION

Project: Harding Street P1R2

Pace Project No.: 50345841

Lab Sample ID	Client Sample ID	Result	Units	Report Limit	Analyzed	Qualifiers
Method	Parameters					
50345841001	M-4					
EPA 9056	Chloride	109	mg/L	2.5	06/09/23 18:49	
EPA 9056	Fluoride	0.21	mg/L	0.10	06/09/23 18:30	
EPA 9056	Sulfate	1020	mg/L	25.0	06/09/23 19:07	
EPA 6010	Barium	152	ug/L	10.0	06/09/23 17:14	
EPA 6010	Boron	30500	ug/L	100	06/09/23 17:14	
EPA 6010	Calcium	342000	ug/L	2000	06/09/23 18:04	
EPA 6010	Iron	6280	ug/L	100	06/09/23 17:14	
EPA 6010	Lithium	285	ug/L	20.0	06/09/23 17:14	
EPA 6010	Magnesium	57200	ug/L	1000	06/09/23 17:14	
EPA 6010	Manganese	1030	ug/L	10.0	06/09/23 17:14	
EPA 6010	Molybdenum	303	ug/L	10.0	06/09/23 17:14	
EPA 6010	Potassium	22100	ug/L	1000	06/09/23 17:14	
EPA 6010	Silica	13200	ug/L	450	06/09/23 17:14	N2
EPA 6010	Sodium	126000	ug/L	1000	06/09/23 17:14	
EPA 6010	Iron, Dissolved	6060	ug/L	100	06/08/23 10:41	
EPA 6010	Manganese, Dissolved	1080	ug/L	10.0	06/08/23 10:41	
EPA 6010	Molybdenum, Dissolved	297	ug/L	10.0	06/08/23 10:41	
EPA 6020	Arsenic	800	ug/L	5.0	06/09/23 07:45	
EPA 903.1	Radium-226	1.40 ± 0.665 (0.516)	pCi/L		06/20/23 16:34	
EPA 904.0	Radium-228	C:NA T:92% 2.47 ± 0.823 (1.15)	pCi/L		06/16/23 15:22	
		C:69% T:74%				
Total Radium Calculation	Total Radium	3.87 ± 1.49 (1.67)	pCi/L		06/21/23 13:20	
SM 2320B	Alkalinity, Total as CaCO3	233	mg/L	10.0	05/26/23 23:44	
SM 2320B	Alkalinity, Bicarbonate (CaCO3)	233	mg/L	10.0	05/26/23 23:44	
SM 2540C	Total Dissolved Solids	1820	mg/L	40.0	05/31/23 10:52	
SM 4500-H+B	pH at 25 Degrees C	7.6	Std. Units	0.10	06/10/23 19:33	H3
EPA 365.1	Phosphate as P04	2.2	mg/L	0.15	06/08/23 11:49	
SM 5310C	Total Organic Carbon	3.2	mg/L	1.0	06/09/23 16:40	
SM 5310C	Dissolved Organic Carbon	3.4	mg/L	1.0	06/09/23 06:37	

REPORT OF LABORATORY ANALYSIS

This report shall not be reproduced, except in full,
without the written consent of Pace Analytical Services, LLC.



ANALYTICAL RESULTS

Project: Harding Street P1R2
 Pace Project No.: 50345841

Sample: M-4 **Lab ID: 50345841001** Collected: 05/24/23 12:30 Received: 05/25/23 15:50 Matrix: Water

Parameters	Results	Units	Report			Prepared	Analyzed	CAS No.	Qual
			Limit	MDL	DF				
9056 IC Anions									
Analytical Method: EPA 9056									
Pace Analytical Services - Indianapolis									
Chloride	109	mg/L	2.5	0.67	10		06/09/23 18:49	16887-00-6	
Fluoride	0.21	mg/L	0.10	0.017	1		06/09/23 18:30	16984-48-8	
Sulfate	1020	mg/L	25.0	8.5	100		06/09/23 19:07	14808-79-8	
6010 MET ICP									
Analytical Method: EPA 6010 Preparation Method: EPA 3010									
Pace Analytical Services - Indianapolis									
Aluminum	ND	ug/L	200	55.4	1	06/07/23 16:45	06/09/23 17:14	7429-90-5	
Barium	152	ug/L	10.0	2.1	1	06/07/23 16:45	06/09/23 17:14	7440-39-3	
Boron	30500	ug/L	100	37.6	1	06/07/23 16:45	06/09/23 17:14	7440-42-8	
Cadmium	ND	ug/L	2.0	0.66	1	06/07/23 16:45	06/09/23 17:14	7440-43-9	
Calcium	342000	ug/L	2000	326	2	06/07/23 16:45	06/09/23 18:04	7440-70-2	
Iron	6280	ug/L	100	48.8	1	06/07/23 16:45	06/09/23 17:14	7439-89-6	
Lead	ND	ug/L	10.0	2.6	1	06/07/23 16:45	06/09/23 17:14	7439-92-1	
Lithium	285	ug/L	20.0	6.2	1	06/07/23 16:45	06/09/23 17:14	7439-93-2	
Magnesium	57200	ug/L	1000	71.8	1	06/07/23 16:45	06/09/23 17:14	7439-95-4	
Manganese	1030	ug/L	10.0	2.5	1	06/07/23 16:45	06/09/23 17:14	7439-96-5	
Molybdenum	303	ug/L	10.0	3.7	1	06/07/23 16:45	06/09/23 17:14	7439-98-7	
Potassium	22100	ug/L	1000	281	1	06/07/23 16:45	06/09/23 17:14	7440-09-7	
Silica	13200	ug/L	450		1	06/07/23 16:45	06/09/23 17:14	7631-86-9	N2
Sodium	126000	ug/L	1000	214	1	06/07/23 16:45	06/09/23 17:14	7440-23-5	
6010 MET ICP, Dissolved									
Analytical Method: EPA 6010 Preparation Method: EPA 3010									
Pace Analytical Services - Indianapolis									
Iron, Dissolved	6060	ug/L	100	48.8	1	06/07/23 08:07	06/08/23 10:41	7439-89-6	
Manganese, Dissolved	1080	ug/L	10.0	2.5	1	06/07/23 08:07	06/08/23 10:41	7439-96-5	
Molybdenum, Dissolved	297	ug/L	10.0	3.7	1	06/07/23 08:07	06/08/23 10:41	7439-98-7	
6020 MET ICPMS									
Analytical Method: EPA 6020 Preparation Method: EPA 200.2									
Pace Analytical Services - Indianapolis									
Antimony	ND	ug/L	1.0	0.044	1	06/06/23 07:04	06/08/23 15:09	7440-36-0	
Arsenic	800	ug/L	5.0	0.32	5	06/06/23 07:04	06/09/23 07:45	7440-38-2	
Beryllium	ND	ug/L	0.20	0.026	1	06/06/23 07:04	06/08/23 15:09	7440-41-7	
Chromium	ND	ug/L	10.0	0.15	1	06/06/23 07:04	06/08/23 15:09	7440-47-3	
Cobalt	ND	ug/L	1.0	0.024	1	06/06/23 07:04	06/08/23 15:09	7440-48-4	
Selenium	ND	ug/L	1.0	0.23	1	06/06/23 07:04	06/08/23 15:09	7782-49-2	
Thallium	ND	ug/L	1.0	0.042	1	06/06/23 07:04	06/08/23 15:09	7440-28-0	
7470 Mercury									
Analytical Method: EPA 7470 Preparation Method: EPA 7470									
Pace Analytical Services - Indianapolis									
Mercury	ND	ug/L	0.20	0.091	1	06/07/23 10:32	06/08/23 17:37	7439-97-6	
2320B Alkalinity									
Analytical Method: SM 2320B									
Pace Analytical Services - Indianapolis									
Alkalinity, Total as CaCO3	233	mg/L	10.0	10.0	1		05/26/23 23:44		

REPORT OF LABORATORY ANALYSIS

This report shall not be reproduced, except in full,
 without the written consent of Pace Analytical Services, LLC.



ANALYTICAL RESULTS

Project: Harding Street P1R2
Pace Project No.: 50345841

Sample: M-4		Lab ID: 50345841001		Collected: 05/24/23 12:30		Received: 05/25/23 15:50		Matrix: Water	
Parameters	Results	Units	Report Limit	MDL	DF	Prepared	Analyzed	CAS No.	Qual
2320B Alkalinity		Analytical Method: SM 2320B Pace Analytical Services - Indianapolis							
Alkalinity,Bicarbonate (CaCO3)	233	mg/L	10.0	10.0	1		05/26/23 23:44		
Alkalinity,Carbonate (CaCO3)	ND	mg/L	10.0	10.0	1		05/26/23 23:44		
2540C Total Dissolved Solids		Analytical Method: SM 2540C Pace Analytical Services - Indianapolis							
Total Dissolved Solids	1820	mg/L	40.0	40.0	1		05/31/23 10:52		
4500H+ pH, Electrometric		Analytical Method: SM 4500-H+B Pace Analytical Services - Indianapolis							
pH at 25 Degrees C	7.6	Std. Units	0.10	0.10	1		06/10/23 19:33		H3
4500S2D Sulfide Water		Analytical Method: SM 4500-S2-D Pace Analytical Services - Indianapolis							
Sulfide	ND	mg/L	0.10	0.025	1		05/27/23 11:59	18496-25-8	
Iron, Ferrous		Analytical Method: HACH 8146 Pace Analytical Services - Indianapolis							
Iron, Ferrous	ND	mg/L	0.20	0.035	1		05/26/23 11:58	15438-31-0	H3,N2
353.2 Nitrogen, NO2/NO3 unpres		Analytical Method: EPA 353.2 Pace Analytical Services - Indianapolis							
Nitrogen, Nitrate	ND	mg/L	0.10	0.011	1		05/25/23 20:42	14797-55-8	
Nitrogen, Nitrite	ND	mg/L	0.10	0.0040	1		05/25/23 20:42	14797-65-0	
365.1 Total Phosphorus		Analytical Method: EPA 365.1 Preparation Method: EPA 365.1 Pace Analytical Services - Indianapolis							
Phosphate as P04	2.2	mg/L	0.15	0.15	1	06/07/23 09:30	06/08/23 11:49		
5310C TOC		Analytical Method: SM 5310C Pace Analytical Services - Indianapolis							
Total Organic Carbon	3.2	mg/L	1.0	0.24	1		06/09/23 16:40	7440-44-0	
5310C Dissolved Organic Carbon		Analytical Method: SM 5310C Pace Analytical Services - Indianapolis							
Dissolved Organic Carbon	3.4	mg/L	1.0	0.24	1		06/09/23 06:37		

REPORT OF LABORATORY ANALYSIS

This report shall not be reproduced, except in full,
without the written consent of Pace Analytical Services, LLC.



QUALITY CONTROL DATA

Project: Harding Street P1R2

Pace Project No.: 50345841

QC Batch: 737755

Analysis Method: EPA 9056

QC Batch Method: EPA 9056

Analysis Description: 9056 IC Anions

Laboratory: Pace Analytical Services - Indianapolis

Associated Lab Samples: 50345841001

METHOD BLANK: 3384499

Matrix: Water

Associated Lab Samples: 50345841001

Parameter	Units	Blank Result	Reporting Limit	MDL	Analyzed	Qualifiers
Chloride	mg/L	ND	0.25	0.067	06/09/23 01:59	
Fluoride	mg/L	ND	0.10	0.017	06/09/23 01:59	
Sulfate	mg/L	ND	0.25	0.085	06/09/23 01:59	

LABORATORY CONTROL SAMPLE: 3384500

Parameter	Units	Spike Conc.	LCS Result	LCS % Rec	% Rec Limits	Qualifiers
Chloride	mg/L	2.5	2.2	88	80-120	
Fluoride	mg/L	1	0.95	95	80-120	
Sulfate	mg/L	5	4.5	90	80-120	

MATRIX SPIKE & MATRIX SPIKE DUPLICATE: 3384501 3384502

Parameter	Units	50345809001		MS		MSD		% Rec	% Rec	% Rec Limits	RPD	Max RPD	Qual
		Result	Conc.	Spike Conc.	Conc.	Result	Result						
Chloride	mg/L	785	250	250	997	995	85	84	80-120	0	15		
Fluoride	mg/L	ND	1	1	0.94	0.96	86	88	80-120	2	15		
Sulfate	mg/L	1080	500	500	1530	1530	90	91	80-120	0	15		

MATRIX SPIKE & MATRIX SPIKE DUPLICATE: 3384503 3384504

Parameter	Units	50345878004		MS		MSD		% Rec	% Rec	% Rec Limits	RPD	Max RPD	Qual
		Result	Conc.	Spike Conc.	Conc.	Result	Result						
Chloride	mg/L	271000 ug/L	250	250	504	505	93	94	80-120	0	15		
Fluoride	mg/L	1580 ug/L	1	1	2.7	2.7	112	115	80-120	1	15		
Sulfate	mg/L	1650000 ug/L	500	500	2300	2300	128	128	80-120	0	15 M0		

Results presented on this page are in the units indicated by the "Units" column except where an alternate unit is presented to the right of the result.

REPORT OF LABORATORY ANALYSIS

This report shall not be reproduced, except in full, without the written consent of Pace Analytical Services, LLC.



QUALITY CONTROL DATA

Project: Harding Street P1R2

Pace Project No.: 50345841

QC Batch:	737260	Analysis Method:	EPA 7470
QC Batch Method:	EPA 7470	Analysis Description:	7470 Mercury
		Laboratory:	Pace Analytical Services - Indianapolis

Associated Lab Samples: 50345841001

METHOD BLANK: 3382468 Matrix: Water

Associated Lab Samples: 50345841001

Parameter	Units	Blank Result	Reporting Limit	MDL	Analyzed	Qualifiers
Mercury	ug/L	ND	0.20	0.091	06/08/23 17:03	

LABORATORY CONTROL SAMPLE: 3382469

Parameter	Units	Spike Conc.	LCS Result	LCS % Rec	% Rec Limits	Qualifiers
Mercury	ug/L	5	4.6	92	80-120	

MATRIX SPIKE & MATRIX SPIKE DUPLICATE: 3382470 3382471

Parameter	Units	3382470		3382471		MS % Rec	MSD % Rec	% Rec Limits	RPD	Max RPD	Qual
		50345897006 Result	MS Spike Conc.	MSD Spike Conc.	MS Result						
Mercury	ug/L	ND	5	5	4.5	4.4	91	89	75-125	2	20

Results presented on this page are in the units indicated by the "Units" column except where an alternate unit is presented to the right of the result.

REPORT OF LABORATORY ANALYSIS

This report shall not be reproduced, except in full, without the written consent of Pace Analytical Services, LLC.



QUALITY CONTROL DATA

Project: Harding Street P1R2
 Pace Project No.: 50345841

QC Batch: 737074 Analysis Method: EPA 6010
 QC Batch Method: EPA 3010 Analysis Description: 6010 MET
 Laboratory: Pace Analytical Services - Indianapolis

Associated Lab Samples: 50345841001

METHOD BLANK: 3381799 Matrix: Water
 Associated Lab Samples: 50345841001

Parameter	Units	Blank Result	Reporting Limit	MDL	Analyzed	Qualifiers
Aluminum	ug/L	ND	200	55.4	06/09/23 16:53	
Barium	ug/L	ND	10.0	2.1	06/09/23 16:53	
Boron	ug/L	ND	100	37.6	06/09/23 16:53	
Cadmium	ug/L	ND	2.0	0.66	06/09/23 16:53	
Calcium	ug/L	ND	1000	163	06/09/23 16:53	
Iron	ug/L	ND	100	48.8	06/09/23 16:53	
Lead	ug/L	ND	10.0	2.6	06/09/23 16:53	
Lithium	ug/L	ND	20.0	6.2	06/09/23 16:53	
Magnesium	ug/L	ND	1000	71.8	06/09/23 16:53	
Manganese	ug/L	ND	10.0	2.5	06/09/23 16:53	
Molybdenum	ug/L	ND	10.0	3.7	06/09/23 16:53	
Potassium	ug/L	ND	1000	281	06/09/23 16:53	
Silica	ug/L	ND	450		06/09/23 16:53	N2
Sodium	ug/L	ND	1000	214	06/09/23 16:53	

LABORATORY CONTROL SAMPLE: 3381800

Parameter	Units	Spike Conc.	LCS Result	LCS % Rec	% Rec Limits	Qualifiers
Aluminum	ug/L	10000	9100	91	80-120	
Barium	ug/L	1000	901	90	80-120	
Boron	ug/L	1000	908	91	80-120	
Cadmium	ug/L	1000	941	94	80-120	
Calcium	ug/L	10000	9190	92	80-120	
Iron	ug/L	10000	9380	94	80-120	
Lead	ug/L	1000	874	87	80-120	
Lithium	ug/L	1000	908	91	80-120	
Magnesium	ug/L	10000	9110	91	80-120	
Manganese	ug/L	1000	922	92	80-120	
Molybdenum	ug/L	1000	975	98	80-120	
Potassium	ug/L	10000	8990	90	80-120	
Silica	ug/L	10700	9940	93	80-120	N2
Sodium	ug/L	10000	9240	92	80-120	

Results presented on this page are in the units indicated by the "Units" column except where an alternate unit is presented to the right of the result.

REPORT OF LABORATORY ANALYSIS

This report shall not be reproduced, except in full,
 without the written consent of Pace Analytical Services, LLC.



QUALITY CONTROL DATA

Project: Harding Street P1R2

Pace Project No.: 50345841

MATRIX SPIKE & MATRIX SPIKE DUPLICATE: 3381801												3381802	
Parameter	Units	50345897006 Result	MS	MSD	MS	MSD	MS	MSD	% Rec	Max	Qual		
			Spike Conc.	Spike Conc.	Result	Result	% Rec	% Rec	Limits	RPD		RPD	
Aluminum	ug/L	ND	10000	10000	8940	9070	88	90	75-125	1	20		
Barium	ug/L	24.8	1000	1000	898	920	87	90	75-125	2	20		
Boron	ug/L	3180	1000	1000	3880	4080	69	90	75-125	5	20 M0		
Cadmium	ug/L	ND	1000	1000	938	964	94	96	75-125	3	20		
Calcium	ug/L	165000	10000	10000	161000	169000	-38	42	75-125	5	20 P6		
Iron	ug/L	3500	10000	10000	12000	12400	85	89	75-125	3	20		
Lead	ug/L	ND	1000	1000	801	823	80	82	75-125	3	20		
Lithium	ug/L	65.0	1000	1000	1010	1040	94	98	75-125	3	20		
Magnesium	ug/L	67000	10000	10000	70400	74200	35	72	75-125	5	20 P6		
Manganese	ug/L	417	1000	1000	1250	1290	84	87	75-125	3	20		
Molybdenum	ug/L	154	1000	1000	1100	1140	95	98	75-125	3	20		
Potassium	ug/L	13200	10000	10000	21500	22600	83	94	75-125	5	20		
Silica	ug/L	13800	10700	10700	22800	23700	85	93	75-125	4	20 N2		
Sodium	ug/L	237000	10000	10000	230000	248000	-76	108	75-125	8	20 P6		

MATRIX SPIKE & MATRIX SPIKE DUPLICATE: 3381803												3381804	
Parameter	Units	50345920002 Result	MS	MSD	MS	MSD	MS	MSD	% Rec	Max	Qual		
			Spike Conc.	Spike Conc.	Result	Result	% Rec	% Rec	Limits	RPD		RPD	
Aluminum	ug/L	ND	10000	10000	9290	9490	93	95	75-125	2	20		
Barium	ug/L	70.5	1000	1000	1000	1010	93	94	75-125	1	20		
Boron	ug/L	260	1000	1000	1210	1230	95	97	75-125	2	20		
Cadmium	ug/L	ND	1000	1000	966	977	97	98	75-125	1	20		
Calcium	ug/L	77500	10000	10000	85800	88400	82	108	75-125	3	20		
Iron	ug/L	1700	10000	10000	11000	11300	93	96	75-125	2	20		
Lead	ug/L	ND	1000	1000	869	874	87	87	75-125	1	20		
Lithium	ug/L	ND	1000	1000	985	992	98	98	75-125	1	20		
Magnesium	ug/L	20400	10000	10000	29000	29800	85	93	75-125	3	20		
Manganese	ug/L	118	1000	1000	1040	1060	92	95	75-125	2	20		
Molybdenum	ug/L	ND	1000	1000	1010	1020	101	101	75-125	1	20		
Potassium	ug/L	2930	10000	10000	12400	12600	95	97	75-125	2	20		
Silica	ug/L	13000	10700	10700	23100	23600	94	99	75-125	2	20 N2		
Sodium	ug/L	66600	10000	10000	75400	76200	88	96	75-125	1	20		

Results presented on this page are in the units indicated by the "Units" column except where an alternate unit is presented to the right of the result.

REPORT OF LABORATORY ANALYSIS

This report shall not be reproduced, except in full,
 without the written consent of Pace Analytical Services, LLC.



QUALITY CONTROL DATA

Project: Harding Street P1R2

Pace Project No.: 50345841

QC Batch:	737009	Analysis Method:	EPA 6010
QC Batch Method:	EPA 3010	Analysis Description:	6010 MET Dissolved
		Laboratory:	Pace Analytical Services - Indianapolis

Associated Lab Samples: 50345841001

METHOD BLANK: 3381470 Matrix: Water

Associated Lab Samples: 50345841001

Parameter	Units	Blank Result	Reporting Limit	MDL	Analyzed	Qualifiers
Iron, Dissolved	ug/L	ND	100	48.8	06/08/23 10:11	
Manganese, Dissolved	ug/L	ND	10.0	2.5	06/08/23 10:11	
Molybdenum, Dissolved	ug/L	ND	10.0	3.7	06/08/23 10:11	

LABORATORY CONTROL SAMPLE: 3381471

Parameter	Units	Spike Conc.	LCS Result	LCS % Rec	% Rec Limits	Qualifiers
Iron, Dissolved	ug/L	10000	9640	96	80-120	
Manganese, Dissolved	ug/L	1000	1010	101	80-120	
Molybdenum, Dissolved	ug/L	1000	989	99	80-120	

MATRIX SPIKE & MATRIX SPIKE DUPLICATE: 3381472 3381473

Parameter	Units	MS		MSD		MS % Rec	MSD % Rec	% Rec Limits	RPD	Max RPD	Qual
		50345897006 Result	Spike Conc.	Spike Conc.	Result						
Iron, Dissolved	ug/L	3340	10000	10000	13800	12500	105	92	75-125	10	20
Manganese, Dissolved	ug/L	428	1000	1000	1520	1390	110	96	75-125	9	20
Molybdenum, Dissolved	ug/L	154	1000	1000	1290	1150	114	100	75-125	11	20

MATRIX SPIKE & MATRIX SPIKE DUPLICATE: 3381474 3381475

Parameter	Units	MS		MSD		MS % Rec	MSD % Rec	% Rec Limits	RPD	Max RPD	Qual
		50345827003 Result	Spike Conc.	Spike Conc.	Result						
Iron, Dissolved	ug/L	447	10000	20000	9860	18900	94	92	75-125	63	20 R1
Manganese, Dissolved	ug/L	20400	1000	2000	20700	21200	36	42	75-125	2	20 E,P6
Molybdenum, Dissolved	ug/L	<3.7	1000	2000	976	1950	98	98	75-125	67	20 R1

Results presented on this page are in the units indicated by the "Units" column except where an alternate unit is presented to the right of the result.

REPORT OF LABORATORY ANALYSIS

This report shall not be reproduced, except in full, without the written consent of Pace Analytical Services, LLC.



QUALITY CONTROL DATA

Project: Harding Street P1R2
Pace Project No.: 50345841

QC Batch: 737665 Analysis Method: EPA 6020
QC Batch Method: EPA 200.2 Analysis Description: 6020 MET
Laboratory: Pace Analytical Services - Indianapolis

Associated Lab Samples: 50345841001

METHOD BLANK: 3384248 Matrix: Water
Associated Lab Samples: 50345841001

Parameter	Units	Blank Result	Reporting Limit	MDL	Analyzed	Qualifiers
Antimony	ug/L	ND	1.0	0.044	06/08/23 14:20	
Arsenic	ug/L	ND	1.0	0.064	06/08/23 14:20	
Beryllium	ug/L	ND	0.20	0.026	06/08/23 14:20	
Chromium	ug/L	ND	10.0	0.15	06/08/23 14:20	
Cobalt	ug/L	ND	1.0	0.024	06/08/23 14:20	
Selenium	ug/L	ND	1.0	0.23	06/08/23 14:20	
Thallium	ug/L	ND	1.0	0.042	06/08/23 14:20	

LABORATORY CONTROL SAMPLE: 3384249

Parameter	Units	Spike Conc.	LCS Result	LCS % Rec	% Rec Limits	Qualifiers
Antimony	ug/L	40	41.4	104	80-120	
Arsenic	ug/L	40	39.0	98	80-120	
Beryllium	ug/L	40	38.8	97	80-120	
Chromium	ug/L	40	40.3	101	80-120	
Cobalt	ug/L	40	40.8	102	80-120	
Selenium	ug/L	40	39.6	99	80-120	
Thallium	ug/L	40	40.3	101	80-120	

MATRIX SPIKE & MATRIX SPIKE DUPLICATE: 3384250 3384251

Parameter	Units	MS		MSD		MS Result	MSD Result	MS % Rec	MSD % Rec	% Rec Limits	RPD	Max RPD	Qual
		Spike Conc.	Result	Spike Conc.	Result								
Antimony	ug/L	<2.0	40	40	41.3	41.0	103	102	75-125	1	20		
Arsenic	ug/L	19.2	40	40	57.3	57.9	95	97	75-125	1	20		
Beryllium	ug/L	<0.20	40	40	40.0	40.5	100	101	75-125	1	20		
Chromium	ug/L	<10.0	40	40	40.7	40.8	99	99	75-125	0	20		
Cobalt	ug/L	5.6	40	40	44.6	45.5	98	100	75-125	2	20		
Selenium	ug/L	<1.0	40	40	38.3	38.6	94	95	75-125	1	20		
Thallium	ug/L	<1.0	40	40	41.6	42.0	104	105	75-125	1	20		

MATRIX SPIKE & MATRIX SPIKE DUPLICATE: 3384252 3384253

Parameter	Units	MS		MSD		MS Result	MSD Result	MS % Rec	MSD % Rec	% Rec Limits	RPD	Max RPD	Qual
		Spike Conc.	Result	Spike Conc.	Result								
Antimony	ug/L	ND	40	40	42.0	41.7	105	104	75-125	1	20		

Results presented on this page are in the units indicated by the "Units" column except where an alternate unit is presented to the right of the result.

REPORT OF LABORATORY ANALYSIS

This report shall not be reproduced, except in full,
without the written consent of Pace Analytical Services, LLC.



QUALITY CONTROL DATA

Project: Harding Street P1R2

Pace Project No.: 50345841

MATRIX SPIKE & MATRIX SPIKE DUPLICATE: 3384252 3384253													
Parameter	Units	50345897006		MS	MSD	3384253		% Rec	% Rec	% Rec	Max		
		Result	Conc.	Spike	Conc.	MS	MSD					MS	MSD
				Conc.	Conc.	Result	Result	% Rec	% Rec	Limits	RPD	RPD	Qual
Arsenic	ug/L	8.8	40	40	46.6	47.5	94	97	75-125	2	20		
Beryllium	ug/L	ND	40	40	40.5	41.2	101	103	75-125	2	20		
Chromium	ug/L	ND	40	40	38.6	38.2	95	94	75-125	1	20		
Cobalt	ug/L	ND	40	40	38.4	38.1	95	95	75-125	1	20		
Selenium	ug/L	ND	40	40	38.4	38.2	96	95	75-125	0	20		
Thallium	ug/L	ND	40	40	41.6	41.5	104	104	75-125	0	20		

Results presented on this page are in the units indicated by the "Units" column except where an alternate unit is presented to the right of the result.

REPORT OF LABORATORY ANALYSIS

This report shall not be reproduced, except in full,
without the written consent of Pace Analytical Services, LLC.



QUALITY CONTROL DATA

Project: Harding Street P1R2

Pace Project No.: 50345841

QC Batch: 736225

Analysis Method: SM 2320B

QC Batch Method: SM 2320B

Analysis Description: 2320B Alkalinity

Laboratory: Pace Analytical Services - Indianapolis

Associated Lab Samples: 50345841001

METHOD BLANK: 3378464

Matrix: Water

Associated Lab Samples: 50345841001

Parameter	Units	Blank Result	Reporting Limit	MDL	Analyzed	Qualifiers
Alkalinity, Total as CaCO3	mg/L	ND	10.0	10.0	05/26/23 23:44	
Alkalinity,Bicarbonate (CaCO3)	mg/L	ND	10.0	10.0	05/26/23 23:44	
Alkalinity,Carbonate (CaCO3)	mg/L	ND	10.0	10.0	05/26/23 23:44	

LABORATORY CONTROL SAMPLE: 3378465

Parameter	Units	Spike Conc.	LCS Result	LCS % Rec	% Rec Limits	Qualifiers
Alkalinity, Total as CaCO3	mg/L	50	48.5	97	90-110	

SAMPLE DUPLICATE: 3378466

Parameter	Units	50345809001 Result	Dup Result	RPD	Max RPD	Qualifiers
Alkalinity, Total as CaCO3	mg/L	169	169	0	20	
Alkalinity,Bicarbonate (CaCO3)	mg/L	169	169	0	20	
Alkalinity,Carbonate (CaCO3)	mg/L	ND	ND		20	

SAMPLE DUPLICATE: 3378467

Parameter	Units	50345897006 Result	Dup Result	RPD	Max RPD	Qualifiers
Alkalinity, Total as CaCO3	mg/L	299	307	2	20	
Alkalinity,Bicarbonate (CaCO3)	mg/L	299	307	2	20	
Alkalinity,Carbonate (CaCO3)	mg/L	ND	ND		20	

Results presented on this page are in the units indicated by the "Units" column except where an alternate unit is presented to the right of the result.

REPORT OF LABORATORY ANALYSIS

This report shall not be reproduced, except in full, without the written consent of Pace Analytical Services, LLC.



QUALITY CONTROL DATA

Project: Harding Street P1R2

Pace Project No.: 50345841

QC Batch: 736615

Analysis Method: SM 2540C

QC Batch Method: SM 2540C

Analysis Description: 2540C Total Dissolved Solids

Laboratory: Pace Analytical Services - Indianapolis

Associated Lab Samples: 50345841001

METHOD BLANK: 3379877

Matrix: Water

Associated Lab Samples: 50345841001

Parameter	Units	Blank Result	Reporting Limit	MDL	Analyzed	Qualifiers
Total Dissolved Solids	mg/L	ND	10.0	10.0	05/31/23 10:50	

LABORATORY CONTROL SAMPLE: 3379878

Parameter	Units	Spike Conc.	LCS Result	LCS % Rec	% Rec Limits	Qualifiers
Total Dissolved Solids	mg/L	300	286	95	80-120	

SAMPLE DUPLICATE: 3379879

Parameter	Units	50345842002 Result	Dup Result	RPD	Max RPD	Qualifiers
Total Dissolved Solids	mg/L	286000 ug/L	292	2	10	

SAMPLE DUPLICATE: 3379880

Parameter	Units	50345842004 Result	Dup Result	RPD	Max RPD	Qualifiers
Total Dissolved Solids	mg/L	<200000 ug/L	150	7	10	PK,PP

Results presented on this page are in the units indicated by the "Units" column except where an alternate unit is presented to the right of the result.

REPORT OF LABORATORY ANALYSIS

This report shall not be reproduced, except in full, without the written consent of Pace Analytical Services, LLC.



QUALITY CONTROL DATA

Project: Harding Street P1R2

Pace Project No.: 50345841

QC Batch: 738652

Analysis Method: SM 4500-H+B

QC Batch Method: SM 4500-H+B

Analysis Description: 4500H+B pH

Laboratory: Pace Analytical Services - Indianapolis

Associated Lab Samples: 50345841001

SAMPLE DUPLICATE: 3388986

Parameter	Units	50345897006 Result	Dup Result	RPD	Max RPD	Qualifiers
pH at 25 Degrees C	Std. Units	7.8	7.9	2	2	H3

SAMPLE DUPLICATE: 3388987

Parameter	Units	50345920002 Result	Dup Result	RPD	Max RPD	Qualifiers
pH at 25 Degrees C	Std. Units	8.2	8.3	1	2	H3

Results presented on this page are in the units indicated by the "Units" column except where an alternate unit is presented to the right of the result.

REPORT OF LABORATORY ANALYSIS

This report shall not be reproduced, except in full,
without the written consent of Pace Analytical Services, LLC.



QUALITY CONTROL DATA

Project: Harding Street P1R2

Pace Project No.: 50345841

QC Batch:	736265	Analysis Method:	SM 4500-S2-D
QC Batch Method:	SM 4500-S2-D	Analysis Description:	4500S2D Sulfide Water
		Laboratory:	Pace Analytical Services - Indianapolis

Associated Lab Samples: 50345841001

METHOD BLANK: 3378725 Matrix: Water

Associated Lab Samples: 50345841001

Parameter	Units	Blank Result	Reporting Limit	MDL	Analyzed	Qualifiers
Sulfide	mg/L	ND	0.10	0.025	05/27/23 11:59	

LABORATORY CONTROL SAMPLE: 3378726

Parameter	Units	Spike Conc.	LCS Result	LCS % Rec	% Rec Limits	Qualifiers
Sulfide	mg/L	0.5	0.52	104	90-110	

MATRIX SPIKE & MATRIX SPIKE DUPLICATE: 3378727 3378728

Parameter	Units	50345838003		3378727		3378728		% Rec Limits	RPD	Max RPD	Qual
		MS Result	MSD Spike Conc.	MS Result	MSD Spike Conc.	MS % Rec	MSD % Rec				
Sulfide	mg/L	ND	0.5	0.5	0.55	0.56	107	108	90-110	2	20

MATRIX SPIKE SAMPLE: 3378729

Parameter	Units	50345841001 Result	Spike Conc.	MS Result	MS % Rec	% Rec Limits	Qualifiers
Sulfide	mg/L	ND	0.5	.094J	19	90-110	M0

Results presented on this page are in the units indicated by the "Units" column except where an alternate unit is presented to the right of the result.

REPORT OF LABORATORY ANALYSIS

This report shall not be reproduced, except in full, without the written consent of Pace Analytical Services, LLC.



QUALITY CONTROL DATA

Project: Harding Street P1R2

Pace Project No.: 50345841

QC Batch: 736057

Analysis Method: HACH 8146

QC Batch Method: HACH 8146

Analysis Description: Iron, Ferrous

Laboratory: Pace Analytical Services - Indianapolis

Associated Lab Samples: 50345841001

METHOD BLANK: 3377603

Matrix: Water

Associated Lab Samples: 50345841001

Parameter	Units	Blank Result	Reporting Limit	MDL	Analyzed	Qualifiers
Iron, Ferrous	mg/L	ND	0.20	0.035	05/26/23 11:55	H3,N2

LABORATORY CONTROL SAMPLE: 3377604

Parameter	Units	Spike Conc.	LCS Result	LCS % Rec	% Rec Limits	Qualifiers
Iron, Ferrous	mg/L	1	0.99	99	90-110	H3,N2

MATRIX SPIKE & MATRIX SPIKE DUPLICATE: 3377605 3377606

Parameter	Units	50345634001		3377606		MS % Rec	MSD % Rec	% Rec Limits	RPD	Max RPD	Qual	
		MS Spike Conc.	MSD Spike Conc.	MS Result	MSD Result							
Iron, Ferrous	mg/L	0.54	1	1	1.6	1.6	102	109	90-110	5	20	H3,N2

MATRIX SPIKE SAMPLE: 3377607

Parameter	Units	50345733001 Result	Spike Conc.	MS Result	MS % Rec	% Rec Limits	Qualifiers
Iron, Ferrous	mg/L	ND	1	1.1	109	90-110	H3,N2

Results presented on this page are in the units indicated by the "Units" column except where an alternate unit is presented to the right of the result.

REPORT OF LABORATORY ANALYSIS

This report shall not be reproduced, except in full, without the written consent of Pace Analytical Services, LLC.



QUALITY CONTROL DATA

Project: Harding Street P1R2

Pace Project No.: 50345841

QC Batch:	735957	Analysis Method:	EPA 353.2
QC Batch Method:	EPA 353.2	Analysis Description:	353.2 Nitrate + Nitrite, Unpres.
		Laboratory:	Pace Analytical Services - Indianapolis

Associated Lab Samples: 50345841001

METHOD BLANK: 3377008 Matrix: Water

Associated Lab Samples: 50345841001

Parameter	Units	Blank Result	Reporting Limit	MDL	Analyzed	Qualifiers
Nitrogen, Nitrate	mg/L	ND	0.10	0.011	05/25/23 20:38	
Nitrogen, Nitrite	mg/L	ND	0.10	0.0040	05/25/23 20:38	

LABORATORY CONTROL SAMPLE: 3377009

Parameter	Units	Spike Conc.	LCS Result	LCS % Rec	% Rec Limits	Qualifiers
Nitrogen, Nitrate	mg/L	1	0.93	93	90-110	
Nitrogen, Nitrite	mg/L	1	1.0	100	90-110	

MATRIX SPIKE & MATRIX SPIKE DUPLICATE: 3377010 3377011

Parameter	Units	50345809001 Result	MS Spike Conc.	MSD Spike Conc.	MS Result	MSD Result	MS % Rec	MSD % Rec	% Rec Limits	RPD	Max RPD	Qual
Nitrogen, Nitrate	mg/L	1.7	1	1	2.6	2.6	97	99	90-110	1	20	
Nitrogen, Nitrite	mg/L	0.19	1	1	1.2	1.2	103	104	90-110	0	20	

MATRIX SPIKE SAMPLE: 3377012

Parameter	Units	50345809004 Result	Spike Conc.	MS Result	MS % Rec	% Rec Limits	Qualifiers
Nitrogen, Nitrate	mg/L		ND	1	0.97	95	90-110
Nitrogen, Nitrite	mg/L		ND	1	1.0	102	90-110

Results presented on this page are in the units indicated by the "Units" column except where an alternate unit is presented to the right of the result.

REPORT OF LABORATORY ANALYSIS

This report shall not be reproduced, except in full, without the written consent of Pace Analytical Services, LLC.



QUALITY CONTROL DATA

Project: Harding Street P1R2

Pace Project No.: 50345841

QC Batch: 737920

Analysis Method: EPA 365.1

QC Batch Method: EPA 365.1

Analysis Description: 365.1 Total Phosphorus

Laboratory: Pace Analytical Services - Indianapolis

Associated Lab Samples: 50345841001

METHOD BLANK: 3385195

Matrix: Water

Associated Lab Samples: 50345841001

Parameter	Units	Blank Result	Reporting Limit	MDL	Analyzed	Qualifiers
Phosphate as P04	mg/L	ND	0.15	0.15	06/08/23 11:40	

LABORATORY CONTROL SAMPLE: 3385196

Parameter	Units	Spike Conc.	LCS Result	LCS % Rec	% Rec Limits	Qualifiers
Phosphate as P04	mg/L		1.5			

MATRIX SPIKE & MATRIX SPIKE DUPLICATE: 3385197 3385198

Parameter	Units	50345838002		3385198		% Rec	% Rec	% Rec Limits	RPD	Max RPD	Qual
		MS Result	MS Spike Conc.	MS Result	MS Spike Conc.						
Phosphate as P04	mg/L	ND		1.5	1.4				6		

Results presented on this page are in the units indicated by the "Units" column except where an alternate unit is presented to the right of the result.

REPORT OF LABORATORY ANALYSIS

This report shall not be reproduced, except in full, without the written consent of Pace Analytical Services, LLC.



QUALITY CONTROL DATA

Project: Harding Street P1R2
 Pace Project No.: 50345841

QC Batch: 738252 Analysis Method: SM 5310C
 QC Batch Method: SM 5310C Analysis Description: 5310C Total Organic Carbon
 Laboratory: Pace Analytical Services - Indianapolis
 Associated Lab Samples: 50345841001

METHOD BLANK: 3386647 Matrix: Water
 Associated Lab Samples: 50345841001

Parameter	Units	Blank Result	Reporting Limit	MDL	Analyzed	Qualifiers
Total Organic Carbon	mg/L	ND	1.0	0.24	06/09/23 14:57	

LABORATORY CONTROL SAMPLE: 3386648

Parameter	Units	Spike Conc.	LCS Result	LCS % Rec	% Rec Limits	Qualifiers
Total Organic Carbon	mg/L	10	9.6	96	90-110	

MATRIX SPIKE & MATRIX SPIKE DUPLICATE: 3386649 3386650

Parameter	Units	50345861003		3386650		MS % Rec	MSD % Rec	% Rec Limits	RPD	Max RPD	Qual	
		MS Spike Conc.	MSD Spike Conc.	MS Result	MSD Result							
Total Organic Carbon	mg/L	936 ug/L	10	10	10.6	10.6	97	97	80-120	0	20	

Results presented on this page are in the units indicated by the "Units" column except where an alternate unit is presented to the right of the result.

REPORT OF LABORATORY ANALYSIS

This report shall not be reproduced, except in full,
 without the written consent of Pace Analytical Services, LLC.



QUALITY CONTROL DATA

Project: Harding Street P1R2

Pace Project No.: 50345841

QC Batch: 738249	Analysis Method: SM 5310C
QC Batch Method: SM 5310C	Analysis Description: 5310C Dissolved Organic Carbon
	Laboratory: Pace Analytical Services - Indianapolis

Associated Lab Samples: 50345841001

METHOD BLANK: 3386634 Matrix: Water

Associated Lab Samples: 50345841001

Parameter	Units	Blank Result	Reporting Limit	MDL	Analyzed	Qualifiers
Dissolved Organic Carbon	mg/L	ND	1.0	0.24	06/09/23 00:41	

LABORATORY CONTROL SAMPLE: 3386635

Parameter	Units	Spike Conc.	LCS Result	LCS % Rec	% Rec Limits	Qualifiers
Dissolved Organic Carbon	mg/L	10	10.3	103	90-110	

MATRIX SPIKE & MATRIX SPIKE DUPLICATE: 3386636 3386637

Parameter	Units	50345693003		3386637		% Rec	% Rec	% Rec Limits	RPD	Max RPD	Qual
		MS Spike Conc.	MSD Spike Conc.	MS Result	MSD Result						
Dissolved Organic Carbon	mg/L	2.1	20	20	23.1	22.9	105	104	80-120	1	20

MATRIX SPIKE SAMPLE: 3386638

Parameter	Units	50345838003 Result	Spike Conc.	MS Result	MS % Rec	% Rec Limits	Qualifiers
Dissolved Organic Carbon	mg/L	1.2	10	11.1	99	80-120	

Results presented on this page are in the units indicated by the "Units" column except where an alternate unit is presented to the right of the result.

REPORT OF LABORATORY ANALYSIS

This report shall not be reproduced, except in full, without the written consent of Pace Analytical Services, LLC.



ANALYTICAL RESULTS - RADIOCHEMISTRY

Project: Harding Street P1R2

Pace Project No.: 50345841

Sample: M-4 **Lab ID: 50345841001** Collected: 05/24/23 12:30 Received: 05/25/23 15:50 Matrix: Water
 PWS: Site ID: Sample Type:

Parameters	Method	Act ± Unc (MDC) Carr Trac	Units	Analyzed	CAS No.	Qual
	Pace Analytical Services - Greensburg					
Radium-226	EPA 903.1	1.40 ± 0.665 (0.516) C:NA T:92%	pCi/L	06/20/23 16:34	13982-63-3	
	Pace Analytical Services - Greensburg					
Radium-228	EPA 904.0	2.47 ± 0.823 (1.15) C:69% T:74%	pCi/L	06/16/23 15:22	15262-20-1	
	Pace Analytical Services - Greensburg					
Total Radium	Total Radium Calculation	3.87 ± 1.49 (1.67)	pCi/L	06/21/23 13:20	7440-14-4	

REPORT OF LABORATORY ANALYSIS

This report shall not be reproduced, except in full, without the written consent of Pace Analytical Services, LLC.



QUALITY CONTROL - RADIOCHEMISTRY

Project: Harding Street P1R2

Pace Project No.: 50345841

QC Batch: 592597

Analysis Method: EPA 904.0

QC Batch Method: EPA 904.0

Analysis Description: 904.0 Radium 228

Laboratory: Pace Analytical Services - Greensburg

Associated Lab Samples: 50345841001

METHOD BLANK: 2879348

Matrix: Water

Associated Lab Samples: 50345841001

Parameter	Act ± Unc (MDC) Carr Trac	Units	Analyzed	Qualifiers
Radium-228	0.495 ± 0.340 (0.644) C:87% T:87%	pCi/L	06/16/23 15:16	

Results presented on this page are in the units indicated by the "Units" column except where an alternate unit is presented to the right of the result.

REPORT OF LABORATORY ANALYSIS

This report shall not be reproduced, except in full, without the written consent of Pace Analytical Services, LLC.



QUALITY CONTROL - RADIOCHEMISTRY

Project: Harding Street P1R2

Pace Project No.: 50345841

QC Batch: 592596

Analysis Method: EPA 903.1

QC Batch Method: EPA 903.1

Analysis Description: 903.1 Radium-226

Laboratory: Pace Analytical Services - Greensburg

Associated Lab Samples: 50345841001

METHOD BLANK: 2879347

Matrix: Water

Associated Lab Samples: 50345841001

Parameter	Act ± Unc (MDC) Carr Trac	Units	Analyzed	Qualifiers
Radium-226	-0.0565 ± 0.258 (0.524) C:NA T:87%	pCi/L	06/20/23 16:01	

Results presented on this page are in the units indicated by the "Units" column except where an alternate unit is presented to the right of the result.

REPORT OF LABORATORY ANALYSIS

This report shall not be reproduced, except in full, without the written consent of Pace Analytical Services, LLC.



QUALIFIERS

Project: Harding Street P1R2

Pace Project No.: 50345841

DEFINITIONS

DF - Dilution Factor, if reported, represents the factor applied to the reported data due to dilution of the sample aliquot.

ND - Not Detected at or above adjusted reporting limit.

TNTC - Too Numerous To Count

J - Estimated concentration above the adjusted method detection limit and below the adjusted reporting limit.

MDL - Adjusted Method Detection Limit.

PQL - Practical Quantitation Limit.

RL - Reporting Limit - The lowest concentration value that meets project requirements for quantitative data with known precision and bias for a specific analyte in a specific matrix.

S - Surrogate

1,2-Diphenylhydrazine decomposes to and cannot be separated from Azobenzene using Method 8270. The result for each analyte is a combined concentration.

Consistent with EPA guidelines, unrounded data are displayed and have been used to calculate % recovery and RPD values.

LCS(D) - Laboratory Control Sample (Duplicate)

MS(D) - Matrix Spike (Duplicate)

DUP - Sample Duplicate

RPD - Relative Percent Difference

NC - Not Calculable.

SG - Silica Gel - Clean-Up

U - Indicates the compound was analyzed for, but not detected.

N-Nitrosodiphenylamine decomposes and cannot be separated from Diphenylamine using Method 8270. The result reported for each analyte is a combined concentration.

Reported results are not rounded until the final step prior to reporting. Therefore, calculated parameters that are typically reported as "Total" may vary slightly from the sum of the reported component parameters.

Act - Activity

Unc - Uncertainty: SDWA = 1.96 sigma count uncertainty, all other matrices = Expanded Uncertainty (95% confidence interval).

Gamma Spec = Expanded Uncertainty (95.4% Confidence Interval)

(MDC) - Minimum Detectable Concentration

Trac - Tracer Recovery (%)

Carr - Carrier Recovery (%)

Pace Analytical is TNI accredited. Contact your Pace PM for the current list of accredited analytes.

TNI - The NELAC Institute.

ANALYTE QUALIFIERS

E Analyte concentration exceeded the calibration range. The reported result is estimated.

H3 Sample was received or analysis requested beyond the recognized method holding time.

M0 Matrix spike recovery and/or matrix spike duplicate recovery was outside laboratory control limits.

N2 The lab does not hold NELAC/TNI accreditation for this parameter but other accreditations/certifications may apply. A complete list of accreditations/certifications is available upon request.

P6 Matrix spike recovery was outside laboratory control limits due to a parent sample concentration notably higher than the spike level.

PK Sample volume was decreased because complete filtration was not achieved within the maximum method-specified timeframe.

PP The mass of dried residue obtained did not meet the test method requirements based on volume used.

R1 RPD value was outside control limits.

REPORT OF LABORATORY ANALYSIS

This report shall not be reproduced, except in full,
without the written consent of Pace Analytical Services, LLC.



QUALITY CONTROL DATA CROSS REFERENCE TABLE

Project: Harding Street P1R2

Pace Project No.: 50345841

Lab ID	Sample ID	QC Batch Method	QC Batch	Analytical Method	Analytical Batch
50345841001	M-4	EPA 9056	737755		
50345841001	M-4	EPA 3010	737074	EPA 6010	738523
50345841001	M-4	EPA 3010	737009	EPA 6010	738190
50345841001	M-4	EPA 200.2	737665	EPA 6020	737890
50345841001	M-4	EPA 7470	737260	EPA 7470	738105
50345841001	M-4	EPA 903.1	592596		
50345841001	M-4	EPA 904.0	592597		
50345841001	M-4	Total Radium Calculation	596581		
50345841001	M-4	SM 2320B	736225		
50345841001	M-4	SM 2540C	736615		
50345841001	M-4	SM 4500-H+B	738652		
50345841001	M-4	SM 4500-S2-D	736265		
50345841001	M-4	HACH 8146	736057		
50345841001	M-4	EPA 353.2	735957		
50345841001	M-4	EPA 365.1	737920	EPA 365.1	738192
50345841001	M-4	SM 5310C	738252		
50345841001	M-4	SM 5310C	738249		

REPORT OF LABORATORY ANALYSIS

This report shall not be reproduced, except in full, without the written consent of Pace Analytical Services, LLC.



SAMPLE CONDITION UPON RECEIPT FORM

05/25/23 1625 SMK

Date/Time and Initials of person examining contents:

1. Courier: FED EX UPS CLIENT PACE USPS OTHER

2. Custody Seal on Cooler/Box Present: Yes No

(If yes)Seals Intact: Yes No (leave blank if no seals were present)

3. Thermometer: 1 2 3 4 5 6 A B C D E F G

4. Cooler Temperature(s): 0.0/0.6 0.5/0.8 0.7/0.7 0.7/0.7
 (Initial/Corrected) RECORD TEMPS OF ALL COOLERS RECEIVED (use Comments below to add more)

5. Packing Material: Bubble Wrap Bubble Bags
 None Other

6. Ice Type: Wet Blue None

7. If temp. is over 6°C or under 0°C, was the PM notified?: Yes No
 Cooler temp should be above freezing to 6°C

All discrepancies will be written out in the comments section below.

	Yes	No		Yes	No	N/A
USDA Regulated Soils? (HI, ID, NY, WA, OR, CA, NM, TX, OK, AR, LA, TN, AL, MS, NC, SC, GA, FL, or Puerto Rico)		/	All containers needing acid/base preservation have been pH CHECKED?: Exceptions: VOA, coliform, LLHg, O&G, RAD CHEM, and any container with a septum cap or preserved with HCl.			
Short Hold Time Analysis (48 hours or less)? Analysis: <u>NO3</u>	/		Circle: <u>HNO3 (<2)</u> <u>H2SO4 (<2)</u> NaOH (>10) NaOH/ZnAc (>9) Any non-conformance to pH recommendations will be noted on the container count form	/		
Time 5035A TC placed in Freezer or Short Holds To Lab Time: <u>18:05</u>			Residual Chlorine Check (SVOC 625 Pest/PCB 608)	<u>Present</u>	<u>Absent</u>	<u>N/A</u>
Rush TAT Requested (4 days or less):		/	Residual Chlorine Check (Total/Amenable/Free Cyanide)			/
Custody Signatures Present?	/		Headspace Wisconsin Sulfide?			/
Containers Intact?:	/		Headspace in VOA Vials (>6mm): See Container Count form for details	<u>Present</u>	<u>Absent</u>	<u>No VOA Vials Sent</u>
Sample Label (IDs/Dates/Times) Match COC?: Except TCs, which only require sample ID	/		Trip Blank Present?		/	
Extra labels on Terracore Vials? (soils only)		/	Trip Blank Custody Seals?:			/

COMMENTS:



August 01, 2023

Mr. Mark Breting
ATC Group Services
7988 Centerpoint Drive
Suite 100
Indianapolis, IN 46256

RE: Project: Harding Street P1R1
Pace Project No.: 50345897

Dear Mr. Breting:

Enclosed are the analytical results for sample(s) received by the laboratory on May 26, 2023. The results relate only to the samples included in this report. Results reported herein conform to the applicable TNI/NELAC Standards and the laboratory's Quality Manual, where applicable, unless otherwise noted in the body of the report.

The test results provided in this final report were generated by each of the following laboratories within the Pace Network:

- Pace Analytical Services - Indianapolis
- Pace Analytical Services - Greensburg

If you have any questions concerning this report, please feel free to contact me.

Sincerely,

Will Statz
will.statz@pacelabs.com
(317)228-3105
Project Manager

Enclosures

cc: Mohammed Bazlamit, Atlas
Mr. Robert Miller, Haley & Aldrich



REPORT OF LABORATORY ANALYSIS

This report shall not be reproduced, except in full,
without the written consent of Pace Analytical Services, LLC.



CERTIFICATIONS

Project: Harding Street P1R1
Pace Project No.: 50345897

Pace Analytical Services Pennsylvania

1638 Roseytown Rd Suites 2,3&4, Greensburg, PA 15601
ANAB DOD-ELAP Rad Accreditation #: L2417
ANABISO/IEC 17025:2017 Rad Cert#: L24170
Alabama Certification #: 41590
Arizona Certification #: AZ0734
Arkansas Certification
California Certification #: 2950
Colorado Certification #: PA01547
Connecticut Certification #: PH-0694
EPA Region 4 DW Rad
Florida/TNI Certification #: E87683
Georgia Certification #: C040
Guam Certification
Hawaii Certification
Idaho Certification
Illinois Certification
Indiana Certification
Iowa Certification #: 391
Kansas Certification #: E-10358
Kentucky Certification #: KY90133
KY WW Permit #: KY0098221
KY WW Permit #: KY0000221
Louisiana DHH/TNI Certification #: LA010
Louisiana DEQ/TNI Certification #: 04086
Maine Certification #: 2023021
Maryland Certification #: 308
Massachusetts Certification #: M-PA1457
Michigan/PADEP Certification #: 9991

Missouri Certification #: 235
Montana Certification #: Cert0082
Nebraska Certification #: NE-OS-29-14
Nevada Certification #: PA014572023-03
New Hampshire/TNI Certification #: 297622
New Jersey/TNI Certification #: PA051
New Mexico Certification #: PA01457
New York/TNI Certification #: 10888
North Carolina Certification #: 42706
North Dakota Certification #: R-190
Ohio EPA Rad Approval: #41249
Oregon/TNI Certification #: PA200002-015
Pennsylvania/TNI Certification #: 65-00282
Puerto Rico Certification #: PA01457
Rhode Island Certification #: 65-00282
South Dakota Certification
Tennessee Certification #: TN02867
Texas/TNI Certification #: T104704188-22-18
Utah/TNI Certification #: PA014572223-14
USDA Soil Permit #: 525-23-67-77263
Vermont Dept. of Health: ID# VT-0282
Virgin Island/PADEP Certification
Virginia/VELAP Certification #: 460198
Washington Certification #: C868
West Virginia DEP Certification #: 143
West Virginia DHHR Certification #: 9964C
Wisconsin Approve List for Rad

Pace Analytical Services Indianapolis

7726 Moller Road, Indianapolis, IN 46268
Illinois Accreditation #: 200074
Indiana Drinking Water Laboratory #: C-49-06
Kansas/TNI Certification #: E-10177
Kentucky UST Agency Interest #: 80226
Kentucky WW Laboratory ID #: 98019
Michigan Drinking Water Laboratory #9050

Ohio VAP Certified Laboratory #: CL0065
Oklahoma Laboratory #: 9204
Texas Certification #: T104704355
Wisconsin Laboratory #: 999788130
USDA Foreign Soil Permit #: 525-23-13-23119
USDA Compliance Agreement #: IN-SL-22-001

REPORT OF LABORATORY ANALYSIS

This report shall not be reproduced, except in full,
without the written consent of Pace Analytical Services, LLC.



SAMPLE SUMMARY

Project: Harding Street P1R1

Pace Project No.: 50345897

Lab ID	Sample ID	Matrix	Date Collected	Date Received
50345897001	MW-10S	Water	05/25/23 10:07	05/26/23 08:00
50345897002	MW-10D	Water	05/25/23 11:03	05/26/23 08:00
50345897003	MW-12D	Water	05/25/23 13:00	05/26/23 08:00
50345897004	FB-1	Water	05/25/23 14:05	05/26/23 08:00
50345897005	MW-6S	Water	05/25/23 09:50	05/26/23 08:00
50345897006	MW-6I	Water	05/25/23 11:30	05/26/23 08:00
50345897007	MW-6D	Water	05/25/23 14:10	05/26/23 08:00
50345897008	MW-6I MS	Water	05/25/23 11:30	05/26/23 08:00
50345897009	MW-6I MSD	Water	05/25/23 11:30	05/26/23 08:00

REPORT OF LABORATORY ANALYSIS

This report shall not be reproduced, except in full,
without the written consent of Pace Analytical Services, LLC.



SAMPLE ANALYTE COUNT

Project: Harding Street P1R1

Pace Project No.: 50345897

Lab ID	Sample ID	Method	Analysts	Analytes Reported	Laboratory		
50345897001	MW-10S	EPA 9056	RID	3	PASI-I		
		EPA 6010	MTM	14	PASI-I		
		EPA 6010	MTM	3	PASI-I		
		EPA 6020	DMT	7	PASI-I		
		EPA 7470	EAE	1	PASI-I		
		EPA 903.1	JLJ	1	PASI-PA		
		EPA 904.0	VAL	1	PASI-PA		
		Total Radium Calculation	JAL	1	PASI-PA		
		SM 2320B	DAW	3	PASI-I		
		SM 2540C	AEL	1	PASI-I		
		SM 4500-H+B	BMS	1	PASI-I		
		SM 4500-S2-D	STS	1	PASI-I		
		HACH 8146	BEP	1	PASI-I		
		EPA 353.2	ZM	2	PASI-I		
		EPA 365.1	YAM	1	PASI-I		
		SM 5310C	MMS	1	PASI-I		
		SM 5310C	MMS	1	PASI-I		
		50345897002	MW-10D	EPA 9056	RID	3	PASI-I
				EPA 6010	MTM	14	PASI-I
EPA 6010	MTM			3	PASI-I		
EPA 6020	DMT			7	PASI-I		
EPA 7470	EAE			1	PASI-I		
EPA 903.1	JLJ			1	PASI-PA		
EPA 904.0	VAL			1	PASI-PA		
Total Radium Calculation	JAL			1	PASI-PA		
SM 2320B	DAW			3	PASI-I		
SM 2540C	AEL			1	PASI-I		
SM 4500-H+B	BMS			1	PASI-I		
SM 4500-S2-D	STS			1	PASI-I		
HACH 8146	BEP			1	PASI-I		
EPA 353.2	ZM			2	PASI-I		
EPA 365.1	YAM			1	PASI-I		
SM 5310C	MMS			1	PASI-I		
SM 5310C	MMS			1	PASI-I		
50345897003	MW-12D			EPA 9056	RID	3	PASI-I
				EPA 6010	MTM	14	PASI-I
		EPA 6010	MTM	3	PASI-I		

REPORT OF LABORATORY ANALYSIS

This report shall not be reproduced, except in full, without the written consent of Pace Analytical Services, LLC.



SAMPLE ANALYTE COUNT

Project: Harding Street P1R1

Pace Project No.: 50345897

Lab ID	Sample ID	Method	Analysts	Analytes Reported	Laboratory
		EPA 6020	DMT	7	PASI-I
		EPA 7470	EAE	1	PASI-I
		EPA 903.1	JLJ	1	PASI-PA
		EPA 904.0	VAL	1	PASI-PA
		Total Radium Calculation	JAL	1	PASI-PA
		SM 2320B	DAW	3	PASI-I
		SM 2540C	AEL	1	PASI-I
		SM 4500-H+B	BMS	1	PASI-I
		SM 4500-S2-D	STS	1	PASI-I
		HACH 8146	BEP	1	PASI-I
		EPA 353.2	ZM	2	PASI-I
		EPA 365.1	YAM	1	PASI-I
		SM 5310C	MMS	1	PASI-I
		SM 5310C	MMS	1	PASI-I
50345897004	FB-1	EPA 9056	RID	3	PASI-I
		EPA 6010	MTM	14	PASI-I
		EPA 6020	DMT	7	PASI-I
		EPA 7470	EAE	1	PASI-I
		EPA 903.1	JLJ	1	PASI-PA
		EPA 904.0	VAL	1	PASI-PA
		Total Radium Calculation	JAL	1	PASI-PA
		SM 2320B	DAW	3	PASI-I
		SM 2540C	AEL	1	PASI-I
		SM 4500-H+B	BMS	1	PASI-I
		SM 4500-S2-D	STS	1	PASI-I
		HACH 8146	BEP	1	PASI-I
		EPA 353.2	ZM	2	PASI-I
		EPA 365.1	YAM	1	PASI-I
		SM 5310C	MMS	1	PASI-I
50345897005	MW-6S	EPA 9056	RID	3	PASI-I
		EPA 6010	MTM	14	PASI-I
		EPA 6010	MTM	3	PASI-I
		EPA 6020	DMT	7	PASI-I
		EPA 7470	EAE	1	PASI-I
		EPA 903.1	JLJ	1	PASI-PA
		EPA 904.0	VAL	1	PASI-PA
		Total Radium Calculation	JAL	1	PASI-PA

REPORT OF LABORATORY ANALYSIS

This report shall not be reproduced, except in full, without the written consent of Pace Analytical Services, LLC.



SAMPLE ANALYTE COUNT

Project: Harding Street P1R1

Pace Project No.: 50345897

Lab ID	Sample ID	Method	Analysts	Analytes Reported	Laboratory		
50345897006	MW-6I	SM 2320B	DAW	3	PASI-I		
		SM 2540C	AEL	1	PASI-I		
		SM 4500-H+B	BMS	1	PASI-I		
		SM 4500-S2-D	STS	1	PASI-I		
		HACH 8146	BEP	1	PASI-I		
		EPA 353.2	ZM	2	PASI-I		
		EPA 365.1	YAM	1	PASI-I		
		SM 5310C	MMS	1	PASI-I		
		SM 5310C	MMS	1	PASI-I		
		EPA 9056	RID	3	PASI-I		
		EPA 6010	MTM	14	PASI-I		
		EPA 6010	MTM	3	PASI-I		
		EPA 6020	DMT	7	PASI-I		
		EPA 7470	EAE	1	PASI-I		
		EPA 903.1	JLJ	1	PASI-PA		
		EPA 904.0	VAL	1	PASI-PA		
		Total Radium Calculation	JAL	1	PASI-PA		
		50345897007	MW-6D	SM 2320B	DAW	3	PASI-I
				SM 2540C	AEL	1	PASI-I
				SM 4500-H+B	BMS	1	PASI-I
SM 4500-S2-D	STS			1	PASI-I		
HACH 8146	BEP			1	PASI-I		
EPA 353.2	ZM			2	PASI-I		
EPA 365.1	YAM			1	PASI-I		
SM 5310C	MMS			1	PASI-I		
SM 5310C	MMS			1	PASI-I		
EPA 9056	RID			3	PASI-I		
EPA 6010	MTM			14	PASI-I		
EPA 6010	MTM			3	PASI-I		
EPA 6020	DMT			7	PASI-I		
EPA 7470	EAE			1	PASI-I		
EPA 903.1	JLJ			1	PASI-PA		
EPA 904.0	VAL			1	PASI-PA		
Total Radium Calculation	JAL			1	PASI-PA		
SM 2320B	DAW			3	PASI-I		
SM 2540C	AEL			1	PASI-I		
SM 4500-H+B	BMS			1	PASI-I		

REPORT OF LABORATORY ANALYSIS

This report shall not be reproduced, except in full, without the written consent of Pace Analytical Services, LLC.



SAMPLE ANALYTE COUNT

Project: Harding Street P1R1

Pace Project No.: 50345897

Lab ID	Sample ID	Method	Analysts	Analytes Reported	Laboratory
		SM 4500-S2-D	STS	1	PASI-I
		HACH 8146	BEP	1	PASI-I
		EPA 353.2	ZM	2	PASI-I
		EPA 365.1	YAM	1	PASI-I
		SM 5310C	MMS	1	PASI-I
		SM 5310C	MMS	1	PASI-I
50345897008	MW-6I MS	EPA 903.1	JLJ	1	PASI-PA
		EPA 904.0	VAL	1	PASI-PA
50345897009	MW-6I MSD	EPA 903.1	JLJ	1	PASI-PA
		EPA 904.0	VAL	1	PASI-PA

PASI-I = Pace Analytical Services - Indianapolis

PASI-PA = Pace Analytical Services - Greensburg

REPORT OF LABORATORY ANALYSIS

This report shall not be reproduced, except in full,
without the written consent of Pace Analytical Services, LLC.



SUMMARY OF DETECTION

Project: Harding Street P1R1

Pace Project No.: 50345897

Lab Sample ID	Client Sample ID	Result	Units	Report Limit	Analyzed	Qualifiers
Method	Parameters					
50345897001	MW-10S					
EPA 9056	Chloride	443	mg/L	25.0	06/09/23 19:46	
EPA 9056	Fluoride	2.7	mg/L	0.10	06/09/23 19:11	
EPA 9056	Sulfate	416	mg/L	25.0	06/09/23 19:46	
EPA 6010	Barium	85.8	ug/L	10.0	06/09/23 17:16	
EPA 6010	Boron	3080	ug/L	100	06/09/23 17:16	
EPA 6010	Calcium	247000	ug/L	2000	06/09/23 18:06	
EPA 6010	Iron	1480	ug/L	100	06/09/23 17:16	
EPA 6010	Lithium	33.7	ug/L	20.0	06/09/23 17:16	
EPA 6010	Magnesium	53700	ug/L	1000	06/09/23 17:16	
EPA 6010	Manganese	468	ug/L	10.0	06/09/23 17:16	
EPA 6010	Molybdenum	60.6	ug/L	10.0	06/09/23 17:16	
EPA 6010	Potassium	8630	ug/L	1000	06/09/23 17:16	
EPA 6010	Silica	16100	ug/L	450	06/09/23 17:16	N2
EPA 6010	Sodium	215000	ug/L	2000	06/09/23 18:06	
EPA 6010	Iron, Dissolved	586	ug/L	100	06/08/23 10:43	
EPA 6010	Manganese, Dissolved	489	ug/L	10.0	06/08/23 10:43	
EPA 6010	Molybdenum, Dissolved	60.8	ug/L	10.0	06/08/23 10:43	
EPA 6020	Arsenic	401	ug/L	4.0	06/09/23 08:35	
EPA 903.1	Radium-226	0.179 ± 0.431 (0.832)	pCi/L		06/23/23 13:08	
EPA 904.0	Radium-228	C:NA T:91% 0.606 ± 0.494 (0.989) C:87% T:87%	pCi/L		06/20/23 15:32	
Total Radium Calculation	Total Radium	0.785 ± 0.925 (1.82)	pCi/L		06/23/23 17:07	
SM 2320B	Alkalinity, Total as CaCO3	285	mg/L	10.0	05/26/23 21:06	
SM 2320B	Alkalinity, Bicarbonate (CaCO3)	285	mg/L	10.0	05/26/23 21:06	
SM 2540C	Total Dissolved Solids	1800	mg/L	40.0	05/31/23 16:08	
SM 4500-H+B	pH at 25 Degrees C	7.8	Std. Units	0.10	06/10/23 19:34	H3
HACH 8146	Iron, Ferrous	0.53	mg/L	0.20	05/26/23 15:50	H3,N2
EPA 365.1	Phosphate as P04	1.5	mg/L	0.15	06/08/23 13:09	
50345897002	MW-10D					
EPA 9056	Chloride	306	mg/L	25.0	06/09/23 20:40	
EPA 9056	Fluoride	2.2	mg/L	0.10	06/09/23 20:04	
EPA 9056	Sulfate	468	mg/L	25.0	06/09/23 20:40	
EPA 6010	Barium	24.4	ug/L	10.0	06/09/23 17:18	
EPA 6010	Boron	2320	ug/L	100	06/09/23 17:18	
EPA 6010	Calcium	168000	ug/L	1000	06/09/23 17:18	
EPA 6010	Iron	1790	ug/L	100	06/09/23 17:18	
EPA 6010	Lithium	41.0	ug/L	20.0	06/09/23 17:18	
EPA 6010	Magnesium	62200	ug/L	1000	06/09/23 17:18	
EPA 6010	Manganese	159	ug/L	10.0	06/09/23 17:18	
EPA 6010	Molybdenum	74.9	ug/L	10.0	06/09/23 17:18	
EPA 6010	Potassium	8400	ug/L	1000	06/09/23 17:18	

REPORT OF LABORATORY ANALYSIS

This report shall not be reproduced, except in full,
without the written consent of Pace Analytical Services, LLC.



SUMMARY OF DETECTION

Project: Harding Street P1R1

Pace Project No.: 50345897

Lab Sample ID	Client Sample ID	Result	Units	Report Limit	Analyzed	Qualifiers
Method	Parameters					
50345897002	MW-10D					
EPA 6010	Silica	15700	ug/L	450	06/09/23 17:18	N2
EPA 6010	Sodium	181000	ug/L	1000	06/09/23 17:18	
EPA 6010	Iron, Dissolved	1730	ug/L	100	06/08/23 10:45	
EPA 6010	Manganese, Dissolved	167	ug/L	10.0	06/08/23 10:45	
EPA 6010	Molybdenum, Dissolved	74.4	ug/L	10.0	06/08/23 10:45	
EPA 6020	Arsenic	116	ug/L	1.0	06/08/23 14:26	
EPA 903.1	Radium-226	0.480 ± 0.499 (0.743)	pCi/L		06/23/23 13:08	
EPA 904.0	Radium-228	C:NA T:96% 0.660 ± 0.522 (1.04)	pCi/L		06/20/23 15:32	
		C:89% T:86%				
Total Radium Calculation	Total Radium	1.14 ± 1.02 (1.78)	pCi/L		06/23/23 17:07	
SM 2320B	Alkalinity, Total as CaCO3	315	mg/L	10.0	05/26/23 21:06	
SM 2320B	Alkalinity, Bicarbonate (CaCO3)	315	mg/L	10.0	05/26/23 21:06	
SM 2540C	Total Dissolved Solids	1380	mg/L	20.0	05/31/23 16:09	
SM 4500-H+B	pH at 25 Degrees C	7.7	Std. Units	0.10	06/10/23 19:35	H3
HACH 8146	Iron, Ferrous	1.3	mg/L	0.20	05/26/23 15:50	H3,N2
EPA 365.1	Phosphate as P04	0.18	mg/L	0.15	06/08/23 13:09	
50345897003	MW-12D					
EPA 9056	Chloride	267	mg/L	25.0	06/09/23 21:34	
EPA 9056	Fluoride	1.4	mg/L	0.10	06/09/23 20:58	
EPA 9056	Sulfate	455	mg/L	25.0	06/09/23 21:34	
EPA 6010	Barium	31.8	ug/L	10.0	06/09/23 17:21	
EPA 6010	Boron	4690	ug/L	100	06/09/23 17:21	
EPA 6010	Calcium	214000	ug/L	2000	06/09/23 18:08	
EPA 6010	Iron	2850	ug/L	100	06/09/23 17:21	
EPA 6010	Lithium	60.9	ug/L	20.0	06/09/23 17:21	
EPA 6010	Magnesium	49500	ug/L	1000	06/09/23 17:21	
EPA 6010	Manganese	322	ug/L	10.0	06/09/23 17:21	
EPA 6010	Molybdenum	146	ug/L	10.0	06/09/23 17:21	
EPA 6010	Potassium	11900	ug/L	1000	06/09/23 17:21	
EPA 6010	Silica	15400	ug/L	450	06/09/23 17:21	N2
EPA 6010	Sodium	181000	ug/L	1000	06/09/23 17:21	
EPA 6010	Iron, Dissolved	2740	ug/L	100	06/08/23 10:48	
EPA 6010	Manganese, Dissolved	340	ug/L	10.0	06/08/23 10:48	
EPA 6010	Molybdenum, Dissolved	143	ug/L	10.0	06/08/23 10:48	
EPA 6020	Arsenic	338	ug/L	3.0	06/09/23 08:38	
EPA 903.1	Radium-226	-0.172 ± 0.584 (1.29) C:NA T:90%	pCi/L		06/23/23 13:08	

REPORT OF LABORATORY ANALYSIS

This report shall not be reproduced, except in full,
without the written consent of Pace Analytical Services, LLC.



SUMMARY OF DETECTION

Project: Harding Street P1R1

Pace Project No.: 50345897

Lab Sample ID	Client Sample ID	Result	Units	Report Limit	Analyzed	Qualifiers
Method	Parameters					
50345897003	MW-12D					
EPA 904.0	Radium-228	1.04 ± 0.449 (0.737) C:86% T:80%	pCi/L		06/20/23 12:21	
Total Radium Calculation	Total Radium	1.04 ± 1.03 (2.03)	pCi/L		06/23/23 17:07	
SM 2320B	Alkalinity, Total as CaCO3	307	mg/L	10.0	05/26/23 21:06	
SM 2320B	Alkalinity,Bicarbonate (CaCO3)	307	mg/L	10.0	05/26/23 21:06	
SM 2540C	Total Dissolved Solids	1450	mg/L	20.0	05/31/23 16:09	
SM 4500-H+B	pH at 25 Degrees C	7.9	Std. Units	0.10	06/10/23 19:36	H3
SM 4500-S2-D	Sulfide	0.31	mg/L	0.10	05/27/23 12:46	
EPA 365.1	Phosphate as P04	0.34	mg/L	0.15	06/08/23 13:10	
50345897004	FB-1					
EPA 903.1	Radium-226	0.251 ± 0.383 (0.227) C:NA T:92%	pCi/L		06/23/23 13:08	
EPA 904.0	Radium-228	0.526 ± 0.370 (0.715) C:84% T:81%	pCi/L		06/20/23 12:22	
Total Radium Calculation	Total Radium	0.777 ± 0.753 (0.942)	pCi/L		06/23/23 17:07	
SM 4500-H+B	pH at 25 Degrees C	8.3	Std. Units	0.10	06/10/23 19:37	H3
50345897005	MW-6S					
EPA 9056	Chloride	225	mg/L	25.0	06/09/23 23:03	
EPA 9056	Fluoride	1.5	mg/L	0.10	06/09/23 22:27	
EPA 9056	Sulfate	481	mg/L	25.0	06/09/23 23:03	
EPA 6010	Barium	94.8	ug/L	10.0	06/09/23 17:30	
EPA 6010	Boron	6060	ug/L	100	06/09/23 17:30	
EPA 6010	Calcium	241000	ug/L	2000	06/09/23 18:11	
EPA 6010	Iron	7480	ug/L	100	06/09/23 17:30	
EPA 6010	Lithium	48.8	ug/L	20.0	06/09/23 17:30	
EPA 6010	Magnesium	62900	ug/L	1000	06/09/23 17:30	
EPA 6010	Manganese	1900	ug/L	10.0	06/09/23 17:30	
EPA 6010	Molybdenum	203	ug/L	10.0	06/09/23 17:30	
EPA 6010	Potassium	10600	ug/L	1000	06/09/23 17:30	
EPA 6010	Silica	13300	ug/L	450	06/09/23 17:30	N2
EPA 6010	Sodium	136000	ug/L	1000	06/09/23 17:30	
EPA 6010	Iron, Dissolved	6620	ug/L	100	06/08/23 10:50	
EPA 6010	Manganese, Dissolved	1900	ug/L	10.0	06/08/23 10:50	
EPA 6010	Molybdenum, Dissolved	199	ug/L	10.0	06/08/23 10:50	
EPA 6020	Arsenic	9.7	ug/L	1.0	06/08/23 14:45	
EPA 6020	Cobalt	2.1	ug/L	1.0	06/08/23 14:45	
EPA 6020	Selenium	8.9	ug/L	1.0	06/08/23 14:45	

REPORT OF LABORATORY ANALYSIS

This report shall not be reproduced, except in full,
without the written consent of Pace Analytical Services, LLC.



SUMMARY OF DETECTION

Project: Harding Street P1R1

Pace Project No.: 50345897

Lab Sample ID	Client Sample ID	Result	Units	Report Limit	Analyzed	Qualifiers
Method	Parameters					
50345897005	MW-6S					
EPA 903.1	Radium-226	0.262 ± 0.514 (0.938) C:NA T:94%	pCi/L		06/23/23 13:08	
EPA 904.0	Radium-228	0.556 ± 0.344 (0.643) C:88% T:87%	pCi/L		06/20/23 12:22	
Total Radium Calculation	Total Radium	0.818 ± 0.858 (1.58)	pCi/L		06/23/23 17:07	
SM 2320B	Alkalinity, Total as CaCO3	377	mg/L	10.0	05/26/23 23:44	
SM 2320B	Alkalinity,Bicarbonate (CaCO3)	377	mg/L	10.0	05/26/23 23:44	
SM 2540C	Total Dissolved Solids	1540	mg/L	20.0	05/31/23 16:09	
SM 4500-H+B	pH at 25 Degrees C	7.2	Std. Units	0.10	06/10/23 19:38	H3
EPA 353.2	Nitrogen, Nitrate	0.43	mg/L	0.10	05/26/23 19:21	
EPA 365.1	Phosphate as P04	0.52	mg/L	0.15	06/08/23 13:11	
SM 5310C	Dissolved Organic Carbon	1.7	mg/L	1.0	06/08/23 21:58	
50345897006	MW-6I					
EPA 9056	Chloride	397	mg/L	25.0	06/09/23 23:57	
EPA 9056	Fluoride	0.45	mg/L	0.10	06/09/23 23:21	
EPA 9056	Sulfate	549	mg/L	25.0	06/09/23 23:57	
EPA 6010	Barium	24.8	ug/L	10.0	06/09/23 17:33	
EPA 6010	Boron	3180	ug/L	100	06/09/23 17:33	
EPA 6010	Calcium	165000	ug/L	1000	06/09/23 17:33	
EPA 6010	Iron	3500	ug/L	100	06/09/23 17:33	
EPA 6010	Lithium	65.0	ug/L	20.0	06/09/23 17:33	
EPA 6010	Magnesium	67000	ug/L	1000	06/09/23 17:33	
EPA 6010	Manganese	417	ug/L	10.0	06/09/23 17:33	
EPA 6010	Molybdenum	154	ug/L	10.0	06/09/23 17:33	
EPA 6010	Potassium	13200	ug/L	1000	06/09/23 17:33	
EPA 6010	Silica	13800	ug/L	450	06/09/23 17:33	N2
EPA 6010	Sodium	237000	ug/L	2000	06/09/23 18:13	
EPA 6010	Iron, Dissolved	3340	ug/L	100	06/08/23 10:57	
EPA 6010	Manganese, Dissolved	428	ug/L	10.0	06/08/23 10:57	
EPA 6010	Molybdenum, Dissolved	154	ug/L	10.0	06/08/23 10:57	
EPA 6020	Arsenic	8.8	ug/L	1.0	06/08/23 14:48	
EPA 903.1	Radium-226	1.16 ± 0.724 (0.964) C:NA T:93%	pCi/L		06/23/23 13:08	
EPA 904.0	Radium-228	0.607 ± 0.413 (0.805) C:88% T:82%	pCi/L		06/20/23 12:22	
Total Radium Calculation	Total Radium	1.77 ± 1.14 (1.77)	pCi/L		06/23/23 17:07	
SM 2320B	Alkalinity, Total as CaCO3	299	mg/L	10.0	05/26/23 23:44	

REPORT OF LABORATORY ANALYSIS

This report shall not be reproduced, except in full,
without the written consent of Pace Analytical Services, LLC.



SUMMARY OF DETECTION

Project: Harding Street P1R1
 Pace Project No.: 50345897

Lab Sample ID Method	Client Sample ID Parameters	Result	Units	Report Limit	Analyzed	Qualifiers
50345897006	MW-6I					
SM 2320B	Alkalinity,Bicarbonate (CaCO3)	299	mg/L	10.0	05/26/23 23:44	
SM 2540C	Total Dissolved Solids	1560	mg/L	40.0	05/31/23 16:10	
SM 4500-H+B	pH at 25 Degrees C	7.8	Std. Units	0.10	06/10/23 19:38	H3
50345897007	MW-6D					
EPA 9056	Chloride	238	mg/L	25.0	06/10/23 03:13	
EPA 9056	Fluoride	0.19	mg/L	0.10	06/10/23 02:37	
EPA 9056	Sulfate	762	mg/L	25.0	06/10/23 03:13	
EPA 6010	Aluminum	4900	ug/L	200	06/09/23 17:44	
EPA 6010	Barium	50.2	ug/L	10.0	06/09/23 17:44	
EPA 6010	Boron	10400	ug/L	100	06/09/23 17:44	
EPA 6010	Calcium	259000	ug/L	2000	06/09/23 18:24	
EPA 6010	Iron	8680	ug/L	100	06/09/23 17:44	
EPA 6010	Lithium	68.6	ug/L	20.0	06/09/23 17:44	
EPA 6010	Magnesium	45400	ug/L	1000	06/09/23 17:44	
EPA 6010	Manganese	603	ug/L	10.0	06/09/23 17:44	
EPA 6010	Molybdenum	311	ug/L	10.0	06/09/23 17:44	
EPA 6010	Potassium	12100	ug/L	1000	06/09/23 17:44	
EPA 6010	Silica	34300	ug/L	450	06/09/23 17:44	N2
EPA 6010	Sodium	180000	ug/L	1000	06/09/23 17:44	
EPA 6010	Iron, Dissolved	4350	ug/L	100	06/08/23 11:09	
EPA 6010	Manganese, Dissolved	610	ug/L	10.0	06/08/23 11:09	
EPA 6010	Molybdenum, Dissolved	312	ug/L	10.0	06/08/23 11:09	
EPA 6020	Arsenic	1.9	ug/L	1.0	06/08/23 15:05	
EPA 6020	Beryllium	0.22	ug/L	0.20	06/08/23 15:05	
EPA 6020	Cobalt	1.7	ug/L	1.0	06/08/23 15:05	
EPA 903.1	Radium-226	1.15 ± 0.921 (1.37) C:NA T:93%	pCi/L		06/23/23 13:08	
EPA 904.0	Radium-228	0.472 ± 0.342 (0.668) C:87% T:87%	pCi/L		06/20/23 12:22	
Total Radium Calculation	Total Radium	1.62 ± 1.26 (2.04)	pCi/L		06/23/23 17:07	
SM 2320B	Alkalinity, Total as CaCO3	195	mg/L	10.0	05/26/23 23:44	
SM 2320B	Alkalinity,Bicarbonate (CaCO3)	195	mg/L	10.0	05/26/23 23:44	
SM 2540C	Total Dissolved Solids	1740	mg/L	40.0	05/31/23 16:10	
SM 4500-H+B	pH at 25 Degrees C	7.6	Std. Units	0.10	06/10/23 19:42	H3
SM 5310C	Dissolved Organic Carbon	1.5	mg/L	1.0	06/09/23 00:12	
50345897008	MW-6I MS					
EPA 903.1	Radium-226	100.94 %REC ± NA (NA) C:NA T:NA	pCi/L		06/23/23 13:24	

REPORT OF LABORATORY ANALYSIS

This report shall not be reproduced, except in full,
 without the written consent of Pace Analytical Services, LLC.



SUMMARY OF DETECTION

Project: Harding Street P1R1

Pace Project No.: 50345897

Lab Sample ID Method	Client Sample ID Parameters	Result	Units	Report Limit	Analyzed	Qualifiers
50345897008	MW-6I MS					
EPA 904.0	Radium-228	102.52 %REC ± NA (NA) C:NA T:NA	pCi/L		06/20/23 12:22	
50345897009	MW-6I MSD					
EPA 903.1	Radium-226	93.49 %REC 7.66RPD ± NA (NA) C:NA T:NA	pCi/L		06/23/23 13:24	
EPA 904.0	Radium-228	77.74 %REC 27.49RPD ± NA (NA) C:NA T:NA	pCi/L		06/20/23 12:22	

REPORT OF LABORATORY ANALYSIS

This report shall not be reproduced, except in full,
without the written consent of Pace Analytical Services, LLC.



ANALYTICAL RESULTS

Project: Harding Street P1R1
 Pace Project No.: 50345897

Sample: MW-10S **Lab ID: 50345897001** Collected: 05/25/23 10:07 Received: 05/26/23 08:00 Matrix: Water

Parameters	Results	Units	Report Limit	MDL	DF	Prepared	Analyzed	CAS No.	Qual
9056 IC Anions									
Analytical Method: EPA 9056 Pace Analytical Services - Indianapolis									
Chloride	443	mg/L	25.0	6.7	100		06/09/23 19:46	16887-00-6	
Fluoride	2.7	mg/L	0.10	0.017	1		06/09/23 19:11	16984-48-8	
Sulfate	416	mg/L	25.0	8.5	100		06/09/23 19:46	14808-79-8	
6010 MET ICP									
Analytical Method: EPA 6010 Preparation Method: EPA 3010 Pace Analytical Services - Indianapolis									
Aluminum	ND	ug/L	200	55.4	1	06/07/23 16:45	06/09/23 17:16	7429-90-5	
Barium	85.8	ug/L	10.0	2.1	1	06/07/23 16:45	06/09/23 17:16	7440-39-3	
Boron	3080	ug/L	100	37.6	1	06/07/23 16:45	06/09/23 17:16	7440-42-8	
Cadmium	ND	ug/L	2.0	0.66	1	06/07/23 16:45	06/09/23 17:16	7440-43-9	
Calcium	247000	ug/L	2000	326	2	06/07/23 16:45	06/09/23 18:06	7440-70-2	
Iron	1480	ug/L	100	48.8	1	06/07/23 16:45	06/09/23 17:16	7439-89-6	
Lead	ND	ug/L	10.0	2.6	1	06/07/23 16:45	06/09/23 17:16	7439-92-1	
Lithium	33.7	ug/L	20.0	6.2	1	06/07/23 16:45	06/09/23 17:16	7439-93-2	
Magnesium	53700	ug/L	1000	71.8	1	06/07/23 16:45	06/09/23 17:16	7439-95-4	
Manganese	468	ug/L	10.0	2.5	1	06/07/23 16:45	06/09/23 17:16	7439-96-5	
Molybdenum	60.6	ug/L	10.0	3.7	1	06/07/23 16:45	06/09/23 17:16	7439-98-7	
Potassium	8630	ug/L	1000	281	1	06/07/23 16:45	06/09/23 17:16	7440-09-7	
Silica	16100	ug/L	450		1	06/07/23 16:45	06/09/23 17:16	7631-86-9	N2
Sodium	215000	ug/L	2000	428	2	06/07/23 16:45	06/09/23 18:06	7440-23-5	
6010 MET ICP, Dissolved									
Analytical Method: EPA 6010 Preparation Method: EPA 3010 Pace Analytical Services - Indianapolis									
Iron, Dissolved	586	ug/L	100	48.8	1	06/07/23 08:07	06/08/23 10:43	7439-89-6	
Manganese, Dissolved	489	ug/L	10.0	2.5	1	06/07/23 08:07	06/08/23 10:43	7439-96-5	
Molybdenum, Dissolved	60.8	ug/L	10.0	3.7	1	06/07/23 08:07	06/08/23 10:43	7439-98-7	
6020 MET ICPMS									
Analytical Method: EPA 6020 Preparation Method: EPA 200.2 Pace Analytical Services - Indianapolis									
Antimony	ND	ug/L	1.0	0.044	1	06/06/23 07:04	06/08/23 14:23	7440-36-0	
Arsenic	401	ug/L	4.0	0.26	4	06/06/23 07:04	06/09/23 08:35	7440-38-2	
Beryllium	ND	ug/L	0.20	0.026	1	06/06/23 07:04	06/08/23 14:23	7440-41-7	
Chromium	ND	ug/L	10.0	0.15	1	06/06/23 07:04	06/08/23 14:23	7440-47-3	
Cobalt	ND	ug/L	1.0	0.024	1	06/06/23 07:04	06/08/23 14:23	7440-48-4	
Selenium	ND	ug/L	1.0	0.23	1	06/06/23 07:04	06/08/23 14:23	7782-49-2	
Thallium	ND	ug/L	1.0	0.042	1	06/06/23 07:04	06/08/23 14:23	7440-28-0	
7470 Mercury									
Analytical Method: EPA 7470 Preparation Method: EPA 7470 Pace Analytical Services - Indianapolis									
Mercury	ND	ug/L	0.20	0.091	1	06/07/23 10:32	06/08/23 17:40	7439-97-6	
2320B Alkalinity									
Analytical Method: SM 2320B Pace Analytical Services - Indianapolis									
Alkalinity, Total as CaCO3	285	mg/L	10.0	10.0	1		05/26/23 21:06		

REPORT OF LABORATORY ANALYSIS

This report shall not be reproduced, except in full,
 without the written consent of Pace Analytical Services, LLC.



ANALYTICAL RESULTS

Project: Harding Street P1R1
 Pace Project No.: 50345897

Sample: MW-10S		Lab ID: 50345897001		Collected: 05/25/23 10:07	Received: 05/26/23 08:00	Matrix: Water			
Parameters	Results	Units	Report Limit	MDL	DF	Prepared	Analyzed	CAS No.	Qual
2320B Alkalinity		Analytical Method: SM 2320B Pace Analytical Services - Indianapolis							
Alkalinity,Bicarbonate (CaCO3)	285	mg/L	10.0	10.0	1		05/26/23 21:06		
Alkalinity,Carbonate (CaCO3)	ND	mg/L	10.0	10.0	1		05/26/23 21:06		
2540C Total Dissolved Solids		Analytical Method: SM 2540C Pace Analytical Services - Indianapolis							
Total Dissolved Solids	1800	mg/L	40.0	40.0	1		05/31/23 16:08		
4500H+ pH, Electrometric		Analytical Method: SM 4500-H+B Pace Analytical Services - Indianapolis							
pH at 25 Degrees C	7.8	Std. Units	0.10	0.10	1		06/10/23 19:34		H3
4500S2D Sulfide Water		Analytical Method: SM 4500-S2-D Pace Analytical Services - Indianapolis							
Sulfide	ND	mg/L	0.10	0.025	1		05/27/23 12:46	18496-25-8	
Iron, Ferrous		Analytical Method: HACH 8146 Pace Analytical Services - Indianapolis							
Iron, Ferrous	0.53	mg/L	0.20	0.035	1		05/26/23 15:50	15438-31-0	H3,N2
353.2 Nitrogen, NO2/NO3 unpres		Analytical Method: EPA 353.2 Pace Analytical Services - Indianapolis							
Nitrogen, Nitrate	ND	mg/L	0.10	0.011	1		05/26/23 19:23	14797-55-8	
Nitrogen, Nitrite	ND	mg/L	0.10	0.0040	1		05/26/23 19:23	14797-65-0	
365.1 Total Phosphorus		Analytical Method: EPA 365.1 Preparation Method: EPA 365.1 Pace Analytical Services - Indianapolis							
Phosphate as P04	1.5	mg/L	0.15	0.15	1	06/07/23 11:00	06/08/23 13:09		
5310C TOC		Analytical Method: SM 5310C Pace Analytical Services - Indianapolis							
Total Organic Carbon	ND	mg/L	4.0	0.94	4		06/10/23 03:10	7440-44-0	D3
5310C Dissolved Organic Carbon		Analytical Method: SM 5310C Pace Analytical Services - Indianapolis							
Dissolved Organic Carbon	ND	mg/L	4.0	0.94	4		06/09/23 23:46		D3

REPORT OF LABORATORY ANALYSIS

This report shall not be reproduced, except in full,
 without the written consent of Pace Analytical Services, LLC.



ANALYTICAL RESULTS

Project: Harding Street P1R1

Pace Project No.: 50345897

Sample: MW-10D Lab ID: 50345897002 Collected: 05/25/23 11:03 Received: 05/26/23 08:00 Matrix: Water

Parameters	Results	Units	Report			Prepared	Analyzed	CAS No.	Qual
			Limit	MDL	DF				
9056 IC Anions									
Analytical Method: EPA 9056									
Pace Analytical Services - Indianapolis									
Chloride	306	mg/L	25.0	6.7	100		06/09/23 20:40	16887-00-6	
Fluoride	2.2	mg/L	0.10	0.017	1		06/09/23 20:04	16984-48-8	
Sulfate	468	mg/L	25.0	8.5	100		06/09/23 20:40	14808-79-8	
6010 MET ICP									
Analytical Method: EPA 6010 Preparation Method: EPA 3010									
Pace Analytical Services - Indianapolis									
Aluminum	ND	ug/L	200	55.4	1	06/07/23 16:45	06/09/23 17:18	7429-90-5	
Barium	24.4	ug/L	10.0	2.1	1	06/07/23 16:45	06/09/23 17:18	7440-39-3	
Boron	2320	ug/L	100	37.6	1	06/07/23 16:45	06/09/23 17:18	7440-42-8	
Cadmium	ND	ug/L	2.0	0.66	1	06/07/23 16:45	06/09/23 17:18	7440-43-9	
Calcium	168000	ug/L	1000	163	1	06/07/23 16:45	06/09/23 17:18	7440-70-2	
Iron	1790	ug/L	100	48.8	1	06/07/23 16:45	06/09/23 17:18	7439-89-6	
Lead	ND	ug/L	10.0	2.6	1	06/07/23 16:45	06/09/23 17:18	7439-92-1	
Lithium	41.0	ug/L	20.0	6.2	1	06/07/23 16:45	06/09/23 17:18	7439-93-2	
Magnesium	62200	ug/L	1000	71.8	1	06/07/23 16:45	06/09/23 17:18	7439-95-4	
Manganese	159	ug/L	10.0	2.5	1	06/07/23 16:45	06/09/23 17:18	7439-96-5	
Molybdenum	74.9	ug/L	10.0	3.7	1	06/07/23 16:45	06/09/23 17:18	7439-98-7	
Potassium	8400	ug/L	1000	281	1	06/07/23 16:45	06/09/23 17:18	7440-09-7	
Silica	15700	ug/L	450		1	06/07/23 16:45	06/09/23 17:18	7631-86-9	N2
Sodium	181000	ug/L	1000	214	1	06/07/23 16:45	06/09/23 17:18	7440-23-5	
6010 MET ICP, Dissolved									
Analytical Method: EPA 6010 Preparation Method: EPA 3010									
Pace Analytical Services - Indianapolis									
Iron, Dissolved	1730	ug/L	100	48.8	1	06/07/23 08:07	06/08/23 10:45	7439-89-6	
Manganese, Dissolved	167	ug/L	10.0	2.5	1	06/07/23 08:07	06/08/23 10:45	7439-96-5	
Molybdenum, Dissolved	74.4	ug/L	10.0	3.7	1	06/07/23 08:07	06/08/23 10:45	7439-98-7	
6020 MET ICPMS									
Analytical Method: EPA 6020 Preparation Method: EPA 200.2									
Pace Analytical Services - Indianapolis									
Antimony	ND	ug/L	1.0	0.044	1	06/06/23 07:04	06/08/23 14:26	7440-36-0	
Arsenic	116	ug/L	1.0	0.064	1	06/06/23 07:04	06/08/23 14:26	7440-38-2	
Beryllium	ND	ug/L	0.20	0.026	1	06/06/23 07:04	06/08/23 14:26	7440-41-7	
Chromium	ND	ug/L	10.0	0.15	1	06/06/23 07:04	06/08/23 14:26	7440-47-3	
Cobalt	ND	ug/L	1.0	0.024	1	06/06/23 07:04	06/08/23 14:26	7440-48-4	
Selenium	ND	ug/L	1.0	0.23	1	06/06/23 07:04	06/08/23 14:26	7782-49-2	
Thallium	ND	ug/L	1.0	0.042	1	06/06/23 07:04	06/08/23 14:26	7440-28-0	
7470 Mercury									
Analytical Method: EPA 7470 Preparation Method: EPA 7470									
Pace Analytical Services - Indianapolis									
Mercury	ND	ug/L	0.20	0.091	1	06/07/23 10:32	06/08/23 17:42	7439-97-6	
2320B Alkalinity									
Analytical Method: SM 2320B									
Pace Analytical Services - Indianapolis									
Alkalinity, Total as CaCO3	315	mg/L	10.0	10.0	1		05/26/23 21:06		

REPORT OF LABORATORY ANALYSIS

This report shall not be reproduced, except in full,
without the written consent of Pace Analytical Services, LLC.



ANALYTICAL RESULTS

Project: Harding Street P1R1
 Pace Project No.: 50345897

Sample: MW-10D	Lab ID: 50345897002	Collected: 05/25/23 11:03	Received: 05/26/23 08:00	Matrix: Water					
Parameters	Results	Units	Report Limit	MDL	DF	Prepared	Analyzed	CAS No.	Qual
2320B Alkalinity									
Analytical Method: SM 2320B Pace Analytical Services - Indianapolis									
Alkalinity,Bicarbonate (CaCO3)	315	mg/L	10.0	10.0	1		05/26/23 21:06		
Alkalinity,Carbonate (CaCO3)	ND	mg/L	10.0	10.0	1		05/26/23 21:06		
2540C Total Dissolved Solids									
Analytical Method: SM 2540C Pace Analytical Services - Indianapolis									
Total Dissolved Solids	1380	mg/L	20.0	20.0	1		05/31/23 16:09		
4500H+ pH, Electrometric									
Analytical Method: SM 4500-H+B Pace Analytical Services - Indianapolis									
pH at 25 Degrees C	7.7	Std. Units	0.10	0.10	1		06/10/23 19:35		H3
4500S2D Sulfide Water									
Analytical Method: SM 4500-S2-D Pace Analytical Services - Indianapolis									
Sulfide	ND	mg/L	0.10	0.025	1		05/27/23 12:46	18496-25-8	
Iron, Ferrous									
Analytical Method: HACH 8146 Pace Analytical Services - Indianapolis									
Iron, Ferrous	1.3	mg/L	0.20	0.035	1		05/26/23 15:50	15438-31-0	H3,N2
353.2 Nitrogen, NO2/NO3 unpres									
Analytical Method: EPA 353.2 Pace Analytical Services - Indianapolis									
Nitrogen, Nitrate	ND	mg/L	0.10	0.011	1		05/26/23 19:28	14797-55-8	
Nitrogen, Nitrite	ND	mg/L	0.10	0.0040	1		05/26/23 19:28	14797-65-0	
365.1 Total Phosphorus									
Analytical Method: EPA 365.1 Preparation Method: EPA 365.1 Pace Analytical Services - Indianapolis									
Phosphate as P04	0.18	mg/L	0.15	0.15	1	06/07/23 11:00	06/08/23 13:09		
5310C TOC									
Analytical Method: SM 5310C Pace Analytical Services - Indianapolis									
Total Organic Carbon	ND	mg/L	4.0	0.94	4		06/10/23 03:21	7440-44-0	D3
5310C Dissolved Organic Carbon									
Analytical Method: SM 5310C Pace Analytical Services - Indianapolis									
Dissolved Organic Carbon	ND	mg/L	4.0	0.94	4		06/10/23 00:06		D3

REPORT OF LABORATORY ANALYSIS

This report shall not be reproduced, except in full,
 without the written consent of Pace Analytical Services, LLC.



ANALYTICAL RESULTS

Project: Harding Street P1R1

Pace Project No.: 50345897

Sample: MW-12D **Lab ID: 50345897003** Collected: 05/25/23 13:00 Received: 05/26/23 08:00 Matrix: Water

Parameters	Results	Units	Report			Prepared	Analyzed	CAS No.	Qual
			Limit	MDL	DF				
9056 IC Anions									
Analytical Method: EPA 9056									
Pace Analytical Services - Indianapolis									
Chloride	267	mg/L	25.0	6.7	100		06/09/23 21:34	16887-00-6	
Fluoride	1.4	mg/L	0.10	0.017	1		06/09/23 20:58	16984-48-8	
Sulfate	455	mg/L	25.0	8.5	100		06/09/23 21:34	14808-79-8	
6010 MET ICP									
Analytical Method: EPA 6010 Preparation Method: EPA 3010									
Pace Analytical Services - Indianapolis									
Aluminum	ND	ug/L	200	55.4	1	06/07/23 16:45	06/09/23 17:21	7429-90-5	
Barium	31.8	ug/L	10.0	2.1	1	06/07/23 16:45	06/09/23 17:21	7440-39-3	
Boron	4690	ug/L	100	37.6	1	06/07/23 16:45	06/09/23 17:21	7440-42-8	
Cadmium	ND	ug/L	2.0	0.66	1	06/07/23 16:45	06/09/23 17:21	7440-43-9	
Calcium	214000	ug/L	2000	326	2	06/07/23 16:45	06/09/23 18:08	7440-70-2	
Iron	2850	ug/L	100	48.8	1	06/07/23 16:45	06/09/23 17:21	7439-89-6	
Lead	ND	ug/L	10.0	2.6	1	06/07/23 16:45	06/09/23 17:21	7439-92-1	
Lithium	60.9	ug/L	20.0	6.2	1	06/07/23 16:45	06/09/23 17:21	7439-93-2	
Magnesium	49500	ug/L	1000	71.8	1	06/07/23 16:45	06/09/23 17:21	7439-95-4	
Manganese	322	ug/L	10.0	2.5	1	06/07/23 16:45	06/09/23 17:21	7439-96-5	
Molybdenum	146	ug/L	10.0	3.7	1	06/07/23 16:45	06/09/23 17:21	7439-98-7	
Potassium	11900	ug/L	1000	281	1	06/07/23 16:45	06/09/23 17:21	7440-09-7	
Silica	15400	ug/L	450		1	06/07/23 16:45	06/09/23 17:21	7631-86-9	N2
Sodium	181000	ug/L	1000	214	1	06/07/23 16:45	06/09/23 17:21	7440-23-5	
6010 MET ICP, Dissolved									
Analytical Method: EPA 6010 Preparation Method: EPA 3010									
Pace Analytical Services - Indianapolis									
Iron, Dissolved	2740	ug/L	100	48.8	1	06/07/23 08:07	06/08/23 10:48	7439-89-6	
Manganese, Dissolved	340	ug/L	10.0	2.5	1	06/07/23 08:07	06/08/23 10:48	7439-96-5	
Molybdenum, Dissolved	143	ug/L	10.0	3.7	1	06/07/23 08:07	06/08/23 10:48	7439-98-7	
6020 MET ICPMS									
Analytical Method: EPA 6020 Preparation Method: EPA 200.2									
Pace Analytical Services - Indianapolis									
Antimony	ND	ug/L	1.0	0.044	1	06/06/23 07:04	06/08/23 14:37	7440-36-0	
Arsenic	338	ug/L	3.0	0.19	3	06/06/23 07:04	06/09/23 08:38	7440-38-2	
Beryllium	ND	ug/L	0.20	0.026	1	06/06/23 07:04	06/08/23 14:37	7440-41-7	
Chromium	ND	ug/L	10.0	0.15	1	06/06/23 07:04	06/08/23 14:37	7440-47-3	
Cobalt	ND	ug/L	1.0	0.024	1	06/06/23 07:04	06/08/23 14:37	7440-48-4	
Selenium	ND	ug/L	1.0	0.23	1	06/06/23 07:04	06/08/23 14:37	7782-49-2	
Thallium	ND	ug/L	1.0	0.042	1	06/06/23 07:04	06/08/23 14:37	7440-28-0	
7470 Mercury									
Analytical Method: EPA 7470 Preparation Method: EPA 7470									
Pace Analytical Services - Indianapolis									
Mercury	ND	ug/L	0.20	0.091	1	06/07/23 10:32	06/08/23 17:45	7439-97-6	
2320B Alkalinity									
Analytical Method: SM 2320B									
Pace Analytical Services - Indianapolis									
Alkalinity, Total as CaCO3	307	mg/L	10.0	10.0	1		05/26/23 21:06		

REPORT OF LABORATORY ANALYSIS

This report shall not be reproduced, except in full,
without the written consent of Pace Analytical Services, LLC.



ANALYTICAL RESULTS

Project: Harding Street P1R1
 Pace Project No.: 50345897

Sample: MW-12D Lab ID: 50345897003 Collected: 05/25/23 13:00 Received: 05/26/23 08:00 Matrix: Water									
Parameters	Results	Units	Report Limit	MDL	DF	Prepared	Analyzed	CAS No.	Qual
2320B Alkalinity									
Analytical Method: SM 2320B Pace Analytical Services - Indianapolis									
Alkalinity,Bicarbonate (CaCO3)	307	mg/L	10.0	10.0	1		05/26/23 21:06		
Alkalinity,Carbonate (CaCO3)	ND	mg/L	10.0	10.0	1		05/26/23 21:06		
2540C Total Dissolved Solids									
Analytical Method: SM 2540C Pace Analytical Services - Indianapolis									
Total Dissolved Solids	1450	mg/L	20.0	20.0	1		05/31/23 16:09		
4500H+ pH, Electrometric									
Analytical Method: SM 4500-H+B Pace Analytical Services - Indianapolis									
pH at 25 Degrees C	7.9	Std. Units	0.10	0.10	1		06/10/23 19:36		H3
4500S2D Sulfide Water									
Analytical Method: SM 4500-S2-D Pace Analytical Services - Indianapolis									
Sulfide	0.31	mg/L	0.10	0.025	1		05/27/23 12:46	18496-25-8	
Iron, Ferrous									
Analytical Method: HACH 8146 Pace Analytical Services - Indianapolis									
Iron, Ferrous	ND	mg/L	0.20	0.035	1		05/26/23 15:51	15438-31-0	H3,N2
353.2 Nitrogen, NO2/NO3 unpres									
Analytical Method: EPA 353.2 Pace Analytical Services - Indianapolis									
Nitrogen, Nitrate	ND	mg/L	0.10	0.011	1		05/26/23 19:47	14797-55-8	
Nitrogen, Nitrite	ND	mg/L	0.10	0.0040	1		05/26/23 19:47	14797-65-0	
365.1 Total Phosphorus									
Analytical Method: EPA 365.1 Preparation Method: EPA 365.1 Pace Analytical Services - Indianapolis									
Phosphate as P04	0.34	mg/L	0.15	0.15	1	06/07/23 11:00	06/08/23 13:10		
5310C TOC									
Analytical Method: SM 5310C Pace Analytical Services - Indianapolis									
Total Organic Carbon	ND	mg/L	8.0	1.9	8		06/10/23 03:31	7440-44-0	D3
5310C Dissolved Organic Carbon									
Analytical Method: SM 5310C Pace Analytical Services - Indianapolis									
Dissolved Organic Carbon	ND	mg/L	8.0	1.9	8		06/10/23 00:45		D3

REPORT OF LABORATORY ANALYSIS

This report shall not be reproduced, except in full,
 without the written consent of Pace Analytical Services, LLC.



ANALYTICAL RESULTS

Project: Harding Street P1R1

Pace Project No.: 50345897

Sample: FB-1 Lab ID: 50345897004 Collected: 05/25/23 14:05 Received: 05/26/23 08:00 Matrix: Water

Parameters	Results	Units	Report			Prepared	Analyzed	CAS No.	Qual
			Limit	MDL	DF				
9056 IC Anions									
Analytical Method: EPA 9056									
Pace Analytical Services - Indianapolis									
Chloride	ND	mg/L	0.25	0.067	1		06/09/23 18:19	16887-00-6	
Fluoride	ND	mg/L	0.10	0.017	1		06/09/23 18:19	16984-48-8	
Sulfate	ND	mg/L	0.25	0.085	1		06/09/23 18:19	14808-79-8	
6010 MET ICP									
Analytical Method: EPA 6010 Preparation Method: EPA 3010									
Pace Analytical Services - Indianapolis									
Aluminum	ND	ug/L	200	55.4	1	06/07/23 16:45	06/09/23 17:28	7429-90-5	
Barium	ND	ug/L	10.0	2.1	1	06/07/23 16:45	06/09/23 17:28	7440-39-3	
Boron	ND	ug/L	100	37.6	1	06/07/23 16:45	06/09/23 17:28	7440-42-8	
Cadmium	ND	ug/L	2.0	0.66	1	06/07/23 16:45	06/09/23 17:28	7440-43-9	
Calcium	ND	ug/L	1000	163	1	06/07/23 16:45	06/09/23 17:28	7440-70-2	
Iron	ND	ug/L	100	48.8	1	06/07/23 16:45	06/09/23 17:28	7439-89-6	
Lead	ND	ug/L	10.0	2.6	1	06/07/23 16:45	06/09/23 17:28	7439-92-1	
Lithium	ND	ug/L	20.0	6.2	1	06/07/23 16:45	06/09/23 17:28	7439-93-2	
Magnesium	ND	ug/L	1000	71.8	1	06/07/23 16:45	06/09/23 17:28	7439-95-4	
Manganese	ND	ug/L	10.0	2.5	1	06/07/23 16:45	06/09/23 17:28	7439-96-5	
Molybdenum	ND	ug/L	10.0	3.7	1	06/07/23 16:45	06/09/23 17:28	7439-98-7	
Potassium	ND	ug/L	1000	281	1	06/07/23 16:45	06/09/23 17:28	7440-09-7	
Silica	ND	ug/L	450		1	06/07/23 16:45	06/09/23 17:28	7631-86-9	N2
Sodium	ND	ug/L	1000	214	1	06/07/23 16:45	06/09/23 17:28	7440-23-5	
6020 MET ICPMS									
Analytical Method: EPA 6020 Preparation Method: EPA 200.2									
Pace Analytical Services - Indianapolis									
Antimony	ND	ug/L	1.0	0.044	1	06/06/23 07:04	06/08/23 14:41	7440-36-0	
Arsenic	ND	ug/L	1.0	0.064	1	06/06/23 07:04	06/08/23 14:41	7440-38-2	
Beryllium	ND	ug/L	0.20	0.026	1	06/06/23 07:04	06/08/23 14:41	7440-41-7	
Chromium	ND	ug/L	10.0	0.15	1	06/06/23 07:04	06/08/23 14:41	7440-47-3	
Cobalt	ND	ug/L	1.0	0.024	1	06/06/23 07:04	06/08/23 14:41	7440-48-4	
Selenium	ND	ug/L	1.0	0.23	1	06/06/23 07:04	06/08/23 14:41	7782-49-2	
Thallium	ND	ug/L	1.0	0.042	1	06/06/23 07:04	06/08/23 14:41	7440-28-0	
7470 Mercury									
Analytical Method: EPA 7470 Preparation Method: EPA 7470									
Pace Analytical Services - Indianapolis									
Mercury	ND	ug/L	0.20	0.091	1	06/07/23 10:32	06/08/23 17:52	7439-97-6	
2320B Alkalinity									
Analytical Method: SM 2320B									
Pace Analytical Services - Indianapolis									
Alkalinity, Total as CaCO3	ND	mg/L	10.0	10.0	1		05/26/23 23:44		
Alkalinity,Bicarbonate (CaCO3)	ND	mg/L	10.0	10.0	1		05/26/23 23:44		
Alkalinity,Carbonate (CaCO3)	ND	mg/L	10.0	10.0	1		05/26/23 23:44		
2540C Total Dissolved Solids									
Analytical Method: SM 2540C									
Pace Analytical Services - Indianapolis									
Total Dissolved Solids	ND	mg/L	10.0	10.0	1		05/31/23 16:09		PL

REPORT OF LABORATORY ANALYSIS

This report shall not be reproduced, except in full,
without the written consent of Pace Analytical Services, LLC.



ANALYTICAL RESULTS

Project: Harding Street P1R1

Pace Project No.: 50345897

Sample: FB-1		Lab ID: 50345897004		Collected: 05/25/23 14:05	Received: 05/26/23 08:00	Matrix: Water			
Parameters	Results	Units	Report Limit	MDL	DF	Prepared	Analyzed	CAS No.	Qual
4500H+ pH, Electrometric									
Analytical Method: SM 4500-H+B									
Pace Analytical Services - Indianapolis									
pH at 25 Degrees C	8.3	Std. Units	0.10	0.10	1		06/10/23 19:37		H3
4500S2D Sulfide Water									
Analytical Method: SM 4500-S2-D									
Pace Analytical Services - Indianapolis									
Sulfide	ND	mg/L	0.10	0.025	1		05/27/23 12:46	18496-25-8	
Iron, Ferrous									
Analytical Method: HACH 8146									
Pace Analytical Services - Indianapolis									
Iron, Ferrous	ND	mg/L	0.20	0.035	1		05/26/23 15:51	15438-31-0	H3,N2
353.2 Nitrogen, NO2/NO3 unpres									
Analytical Method: EPA 353.2									
Pace Analytical Services - Indianapolis									
Nitrogen, Nitrate	ND	mg/L	0.10	0.011	1		05/26/23 19:56	14797-55-8	
Nitrogen, Nitrite	ND	mg/L	0.10	0.0040	1		05/26/23 19:56	14797-65-0	
365.1 Total Phosphorus									
Analytical Method: EPA 365.1 Preparation Method: EPA 365.1									
Pace Analytical Services - Indianapolis									
Phosphate as P04	ND	mg/L	0.15	0.15	1	06/07/23 11:00	06/08/23 13:11		
5310C TOC									
Analytical Method: SM 5310C									
Pace Analytical Services - Indianapolis									
Total Organic Carbon	ND	mg/L	1.0	0.24	1		06/10/23 04:07	7440-44-0	

REPORT OF LABORATORY ANALYSIS

This report shall not be reproduced, except in full, without the written consent of Pace Analytical Services, LLC.



ANALYTICAL RESULTS

Project: Harding Street P1R1
 Pace Project No.: 50345897

Sample: MW-6S **Lab ID: 50345897005** Collected: 05/25/23 09:50 Received: 05/26/23 08:00 Matrix: Water

Parameters	Results	Units	Report			Prepared	Analyzed	CAS No.	Qual
			Limit	MDL	DF				
9056 IC Anions									
Analytical Method: EPA 9056									
Pace Analytical Services - Indianapolis									
Chloride	225	mg/L	25.0	6.7	100		06/09/23 23:03	16887-00-6	
Fluoride	1.5	mg/L	0.10	0.017	1		06/09/23 22:27	16984-48-8	
Sulfate	481	mg/L	25.0	8.5	100		06/09/23 23:03	14808-79-8	
6010 MET ICP									
Analytical Method: EPA 6010 Preparation Method: EPA 3010									
Pace Analytical Services - Indianapolis									
Aluminum	ND	ug/L	200	55.4	1	06/07/23 16:45	06/09/23 17:30	7429-90-5	
Barium	94.8	ug/L	10.0	2.1	1	06/07/23 16:45	06/09/23 17:30	7440-39-3	
Boron	6060	ug/L	100	37.6	1	06/07/23 16:45	06/09/23 17:30	7440-42-8	
Cadmium	ND	ug/L	2.0	0.66	1	06/07/23 16:45	06/09/23 17:30	7440-43-9	
Calcium	241000	ug/L	2000	326	2	06/07/23 16:45	06/09/23 18:11	7440-70-2	
Iron	7480	ug/L	100	48.8	1	06/07/23 16:45	06/09/23 17:30	7439-89-6	
Lead	ND	ug/L	10.0	2.6	1	06/07/23 16:45	06/09/23 17:30	7439-92-1	
Lithium	48.8	ug/L	20.0	6.2	1	06/07/23 16:45	06/09/23 17:30	7439-93-2	
Magnesium	62900	ug/L	1000	71.8	1	06/07/23 16:45	06/09/23 17:30	7439-95-4	
Manganese	1900	ug/L	10.0	2.5	1	06/07/23 16:45	06/09/23 17:30	7439-96-5	
Molybdenum	203	ug/L	10.0	3.7	1	06/07/23 16:45	06/09/23 17:30	7439-98-7	
Potassium	10600	ug/L	1000	281	1	06/07/23 16:45	06/09/23 17:30	7440-09-7	
Silica	13300	ug/L	450		1	06/07/23 16:45	06/09/23 17:30	7631-86-9	N2
Sodium	136000	ug/L	1000	214	1	06/07/23 16:45	06/09/23 17:30	7440-23-5	
6010 MET ICP, Dissolved									
Analytical Method: EPA 6010 Preparation Method: EPA 3010									
Pace Analytical Services - Indianapolis									
Iron, Dissolved	6620	ug/L	100	48.8	1	06/07/23 08:07	06/08/23 10:50	7439-89-6	
Manganese, Dissolved	1900	ug/L	10.0	2.5	1	06/07/23 08:07	06/08/23 10:50	7439-96-5	
Molybdenum, Dissolved	199	ug/L	10.0	3.7	1	06/07/23 08:07	06/08/23 10:50	7439-98-7	
6020 MET ICPMS									
Analytical Method: EPA 6020 Preparation Method: EPA 200.2									
Pace Analytical Services - Indianapolis									
Antimony	ND	ug/L	1.0	0.044	1	06/06/23 07:04	06/08/23 14:45	7440-36-0	
Arsenic	9.7	ug/L	1.0	0.064	1	06/06/23 07:04	06/08/23 14:45	7440-38-2	
Beryllium	ND	ug/L	0.20	0.026	1	06/06/23 07:04	06/08/23 14:45	7440-41-7	
Chromium	ND	ug/L	10.0	0.15	1	06/06/23 07:04	06/08/23 14:45	7440-47-3	
Cobalt	2.1	ug/L	1.0	0.024	1	06/06/23 07:04	06/08/23 14:45	7440-48-4	
Selenium	8.9	ug/L	1.0	0.23	1	06/06/23 07:04	06/08/23 14:45	7782-49-2	
Thallium	ND	ug/L	1.0	0.042	1	06/06/23 07:04	06/08/23 14:45	7440-28-0	
7470 Mercury									
Analytical Method: EPA 7470 Preparation Method: EPA 7470									
Pace Analytical Services - Indianapolis									
Mercury	ND	ug/L	0.20	0.091	1	06/07/23 10:32	06/08/23 17:54	7439-97-6	
2320B Alkalinity									
Analytical Method: SM 2320B									
Pace Analytical Services - Indianapolis									
Alkalinity, Total as CaCO3	377	mg/L	10.0	10.0	1		05/26/23 23:44		

REPORT OF LABORATORY ANALYSIS

This report shall not be reproduced, except in full,
 without the written consent of Pace Analytical Services, LLC.



ANALYTICAL RESULTS

Project: Harding Street P1R1
 Pace Project No.: 50345897

Sample: MW-6S		Lab ID: 50345897005		Collected: 05/25/23 09:50	Received: 05/26/23 08:00	Matrix: Water			
Parameters	Results	Units	Report Limit	MDL	DF	Prepared	Analyzed	CAS No.	Qual
2320B Alkalinity		Analytical Method: SM 2320B Pace Analytical Services - Indianapolis							
Alkalinity,Bicarbonate (CaCO3)	377	mg/L	10.0	10.0	1		05/26/23 23:44		
Alkalinity,Carbonate (CaCO3)	ND	mg/L	10.0	10.0	1		05/26/23 23:44		
2540C Total Dissolved Solids		Analytical Method: SM 2540C Pace Analytical Services - Indianapolis							
Total Dissolved Solids	1540	mg/L	20.0	20.0	1		05/31/23 16:09		
4500H+ pH, Electrometric		Analytical Method: SM 4500-H+B Pace Analytical Services - Indianapolis							
pH at 25 Degrees C	7.2	Std. Units	0.10	0.10	1		06/10/23 19:38		H3
4500S2D Sulfide Water		Analytical Method: SM 4500-S2-D Pace Analytical Services - Indianapolis							
Sulfide	ND	mg/L	0.10	0.025	1		05/27/23 12:46	18496-25-8	
Iron, Ferrous		Analytical Method: HACH 8146 Pace Analytical Services - Indianapolis							
Iron, Ferrous	ND	mg/L	0.20	0.035	1		05/26/23 15:50	15438-31-0	H3,N2
353.2 Nitrogen, NO2/NO3 unpres		Analytical Method: EPA 353.2 Pace Analytical Services - Indianapolis							
Nitrogen, Nitrate	0.43	mg/L	0.10	0.011	1		05/26/23 19:21	14797-55-8	
Nitrogen, Nitrite	ND	mg/L	0.10	0.0040	1		05/26/23 19:21	14797-65-0	
365.1 Total Phosphorus		Analytical Method: EPA 365.1 Preparation Method: EPA 365.1 Pace Analytical Services - Indianapolis							
Phosphate as P04	0.52	mg/L	0.15	0.15	1	06/07/23 11:00	06/08/23 13:11		
5310C TOC		Analytical Method: SM 5310C Pace Analytical Services - Indianapolis							
Total Organic Carbon	ND	mg/L	2.0	0.47	2		06/12/23 14:21	7440-44-0	D3
5310C Dissolved Organic Carbon		Analytical Method: SM 5310C Pace Analytical Services - Indianapolis							
Dissolved Organic Carbon	1.7	mg/L	1.0	0.24	1		06/08/23 21:58		

REPORT OF LABORATORY ANALYSIS

This report shall not be reproduced, except in full,
 without the written consent of Pace Analytical Services, LLC.



ANALYTICAL RESULTS

Project: Harding Street P1R1

Pace Project No.: 50345897

Sample: MW-6I Lab ID: 50345897006 Collected: 05/25/23 11:30 Received: 05/26/23 08:00 Matrix: Water

Parameters	Results	Units	Report			Prepared	Analyzed	CAS No.	Qual
			Limit	MDL	DF				
9056 IC Anions									
Analytical Method: EPA 9056									
Pace Analytical Services - Indianapolis									
Chloride	397	mg/L	25.0	6.7	100		06/09/23 23:57	16887-00-6	
Fluoride	0.45	mg/L	0.10	0.017	1		06/09/23 23:21	16984-48-8	
Sulfate	549	mg/L	25.0	8.5	100		06/09/23 23:57	14808-79-8	
6010 MET ICP									
Analytical Method: EPA 6010 Preparation Method: EPA 3010									
Pace Analytical Services - Indianapolis									
Aluminum	ND	ug/L	200	55.4	1	06/07/23 16:45	06/09/23 17:33	7429-90-5	
Barium	24.8	ug/L	10.0	2.1	1	06/07/23 16:45	06/09/23 17:33	7440-39-3	
Boron	3180	ug/L	100	37.6	1	06/07/23 16:45	06/09/23 17:33	7440-42-8	
Cadmium	ND	ug/L	2.0	0.66	1	06/07/23 16:45	06/09/23 17:33	7440-43-9	
Calcium	165000	ug/L	1000	163	1	06/07/23 16:45	06/09/23 17:33	7440-70-2	
Iron	3500	ug/L	100	48.8	1	06/07/23 16:45	06/09/23 17:33	7439-89-6	
Lead	ND	ug/L	10.0	2.6	1	06/07/23 16:45	06/09/23 17:33	7439-92-1	
Lithium	65.0	ug/L	20.0	6.2	1	06/07/23 16:45	06/09/23 17:33	7439-93-2	
Magnesium	67000	ug/L	1000	71.8	1	06/07/23 16:45	06/09/23 17:33	7439-95-4	
Manganese	417	ug/L	10.0	2.5	1	06/07/23 16:45	06/09/23 17:33	7439-96-5	
Molybdenum	154	ug/L	10.0	3.7	1	06/07/23 16:45	06/09/23 17:33	7439-98-7	
Potassium	13200	ug/L	1000	281	1	06/07/23 16:45	06/09/23 17:33	7440-09-7	
Silica	13800	ug/L	450		1	06/07/23 16:45	06/09/23 17:33	7631-86-9	N2
Sodium	237000	ug/L	2000	428	2	06/07/23 16:45	06/09/23 18:13	7440-23-5	
6010 MET ICP, Dissolved									
Analytical Method: EPA 6010 Preparation Method: EPA 3010									
Pace Analytical Services - Indianapolis									
Iron, Dissolved	3340	ug/L	100	48.8	1	06/07/23 08:07	06/08/23 10:57	7439-89-6	
Manganese, Dissolved	428	ug/L	10.0	2.5	1	06/07/23 08:07	06/08/23 10:57	7439-96-5	
Molybdenum, Dissolved	154	ug/L	10.0	3.7	1	06/07/23 08:07	06/08/23 10:57	7439-98-7	
6020 MET ICPMS									
Analytical Method: EPA 6020 Preparation Method: EPA 200.2									
Pace Analytical Services - Indianapolis									
Antimony	ND	ug/L	1.0	0.044	1	06/06/23 07:04	06/08/23 14:48	7440-36-0	
Arsenic	8.8	ug/L	1.0	0.064	1	06/06/23 07:04	06/08/23 14:48	7440-38-2	
Beryllium	ND	ug/L	0.20	0.026	1	06/06/23 07:04	06/08/23 14:48	7440-41-7	
Chromium	ND	ug/L	10.0	0.15	1	06/06/23 07:04	06/08/23 14:48	7440-47-3	
Cobalt	ND	ug/L	1.0	0.024	1	06/06/23 07:04	06/08/23 14:48	7440-48-4	
Selenium	ND	ug/L	1.0	0.23	1	06/06/23 07:04	06/08/23 14:48	7782-49-2	
Thallium	ND	ug/L	1.0	0.042	1	06/06/23 07:04	06/08/23 14:48	7440-28-0	
7470 Mercury									
Analytical Method: EPA 7470 Preparation Method: EPA 7470									
Pace Analytical Services - Indianapolis									
Mercury	ND	ug/L	0.20	0.091	1	06/07/23 10:32	06/08/23 17:57	7439-97-6	
2320B Alkalinity									
Analytical Method: SM 2320B									
Pace Analytical Services - Indianapolis									
Alkalinity, Total as CaCO3	299	mg/L	10.0	10.0	1		05/26/23 23:44		

REPORT OF LABORATORY ANALYSIS

This report shall not be reproduced, except in full,
without the written consent of Pace Analytical Services, LLC.



ANALYTICAL RESULTS

Project: Harding Street P1R1
 Pace Project No.: 50345897

Sample: MW-61 Lab ID: 50345897006 Collected: 05/25/23 11:30 Received: 05/26/23 08:00 Matrix: Water									
Parameters	Results	Units	Report Limit	MDL	DF	Prepared	Analyzed	CAS No.	Qual
2320B Alkalinity									
Analytical Method: SM 2320B Pace Analytical Services - Indianapolis									
Alkalinity,Bicarbonate (CaCO3)	299	mg/L	10.0	10.0	1		05/26/23 23:44		
Alkalinity,Carbonate (CaCO3)	ND	mg/L	10.0	10.0	1		05/26/23 23:44		
2540C Total Dissolved Solids									
Analytical Method: SM 2540C Pace Analytical Services - Indianapolis									
Total Dissolved Solids	1560	mg/L	40.0	40.0	1		05/31/23 16:10		
4500H+ pH, Electrometric									
Analytical Method: SM 4500-H+B Pace Analytical Services - Indianapolis									
pH at 25 Degrees C	7.8	Std. Units	0.10	0.10	1		06/10/23 19:38		H3
4500S2D Sulfide Water									
Analytical Method: SM 4500-S2-D Pace Analytical Services - Indianapolis									
Sulfide	ND	mg/L	0.10	0.025	1		05/27/23 12:46	18496-25-8	
Iron, Ferrous									
Analytical Method: HACH 8146 Pace Analytical Services - Indianapolis									
Iron, Ferrous	ND	mg/L	0.20	0.035	1		05/26/23 15:51	15438-31-0	H3,N2
353.2 Nitrogen, NO2/NO3 unpres									
Analytical Method: EPA 353.2 Pace Analytical Services - Indianapolis									
Nitrogen, Nitrate	ND	mg/L	0.10	0.011	1		05/26/23 19:34	14797-55-8	
Nitrogen, Nitrite	ND	mg/L	0.10	0.0040	1		05/26/23 19:34	14797-65-0	
365.1 Total Phosphorus									
Analytical Method: EPA 365.1 Preparation Method: EPA 365.1 Pace Analytical Services - Indianapolis									
Phosphate as P04	ND	mg/L	0.15	0.15	1	06/07/23 11:00	06/08/23 13:12		
5310C TOC									
Analytical Method: SM 5310C Pace Analytical Services - Indianapolis									
Total Organic Carbon	ND	mg/L	4.0	0.94	4		06/10/23 04:30	7440-44-0	D3
5310C Dissolved Organic Carbon									
Analytical Method: SM 5310C Pace Analytical Services - Indianapolis									
Dissolved Organic Carbon	ND	mg/L	4.0	0.94	4		06/10/23 01:04		D3

REPORT OF LABORATORY ANALYSIS

This report shall not be reproduced, except in full,
 without the written consent of Pace Analytical Services, LLC.



ANALYTICAL RESULTS

Project: Harding Street P1R1
 Pace Project No.: 50345897

Sample: MW-6D **Lab ID: 50345897007** Collected: 05/25/23 14:10 Received: 05/26/23 08:00 Matrix: Water

Parameters	Results	Units	Report			Prepared	Analyzed	CAS No.	Qual
			Limit	MDL	DF				
9056 IC Anions									
Analytical Method: EPA 9056									
Pace Analytical Services - Indianapolis									
Chloride	238	mg/L	25.0	6.7	100		06/10/23 03:13	16887-00-6	
Fluoride	0.19	mg/L	0.10	0.017	1		06/10/23 02:37	16984-48-8	
Sulfate	762	mg/L	25.0	8.5	100		06/10/23 03:13	14808-79-8	
6010 MET ICP									
Analytical Method: EPA 6010 Preparation Method: EPA 3010									
Pace Analytical Services - Indianapolis									
Aluminum	4900	ug/L	200	55.4	1	06/07/23 16:45	06/09/23 17:44	7429-90-5	
Barium	50.2	ug/L	10.0	2.1	1	06/07/23 16:45	06/09/23 17:44	7440-39-3	
Boron	10400	ug/L	100	37.6	1	06/07/23 16:45	06/09/23 17:44	7440-42-8	
Cadmium	ND	ug/L	2.0	0.66	1	06/07/23 16:45	06/09/23 17:44	7440-43-9	
Calcium	259000	ug/L	2000	326	2	06/07/23 16:45	06/09/23 18:24	7440-70-2	
Iron	8680	ug/L	100	48.8	1	06/07/23 16:45	06/09/23 17:44	7439-89-6	
Lead	ND	ug/L	10.0	2.6	1	06/07/23 16:45	06/09/23 17:44	7439-92-1	
Lithium	68.6	ug/L	20.0	6.2	1	06/07/23 16:45	06/09/23 17:44	7439-93-2	
Magnesium	45400	ug/L	1000	71.8	1	06/07/23 16:45	06/09/23 17:44	7439-95-4	
Manganese	603	ug/L	10.0	2.5	1	06/07/23 16:45	06/09/23 17:44	7439-96-5	
Molybdenum	311	ug/L	10.0	3.7	1	06/07/23 16:45	06/09/23 17:44	7439-98-7	
Potassium	12100	ug/L	1000	281	1	06/07/23 16:45	06/09/23 17:44	7440-09-7	
Silica	34300	ug/L	450		1	06/07/23 16:45	06/09/23 17:44	7631-86-9	N2
Sodium	180000	ug/L	1000	214	1	06/07/23 16:45	06/09/23 17:44	7440-23-5	
6010 MET ICP, Dissolved									
Analytical Method: EPA 6010 Preparation Method: EPA 3010									
Pace Analytical Services - Indianapolis									
Iron, Dissolved	4350	ug/L	100	48.8	1	06/07/23 08:07	06/08/23 11:09	7439-89-6	
Manganese, Dissolved	610	ug/L	10.0	2.5	1	06/07/23 08:07	06/08/23 11:09	7439-96-5	
Molybdenum, Dissolved	312	ug/L	10.0	3.7	1	06/07/23 08:07	06/08/23 11:09	7439-98-7	
6020 MET ICPMS									
Analytical Method: EPA 6020 Preparation Method: EPA 200.2									
Pace Analytical Services - Indianapolis									
Antimony	ND	ug/L	1.0	0.044	1	06/06/23 07:04	06/08/23 15:05	7440-36-0	
Arsenic	1.9	ug/L	1.0	0.064	1	06/06/23 07:04	06/08/23 15:05	7440-38-2	
Beryllium	0.22	ug/L	0.20	0.026	1	06/06/23 07:04	06/08/23 15:05	7440-41-7	
Chromium	ND	ug/L	10.0	0.15	1	06/06/23 07:04	06/08/23 15:05	7440-47-3	
Cobalt	1.7	ug/L	1.0	0.024	1	06/06/23 07:04	06/08/23 15:05	7440-48-4	
Selenium	ND	ug/L	1.0	0.23	1	06/06/23 07:04	06/08/23 15:05	7782-49-2	
Thallium	ND	ug/L	1.0	0.042	1	06/06/23 07:04	06/08/23 15:05	7440-28-0	
7470 Mercury									
Analytical Method: EPA 7470 Preparation Method: EPA 7470									
Pace Analytical Services - Indianapolis									
Mercury	ND	ug/L	0.20	0.091	1	06/07/23 10:32	06/08/23 18:04	7439-97-6	
2320B Alkalinity									
Analytical Method: SM 2320B									
Pace Analytical Services - Indianapolis									
Alkalinity, Total as CaCO3	195	mg/L	10.0	10.0	1		05/26/23 23:44		

REPORT OF LABORATORY ANALYSIS

This report shall not be reproduced, except in full,
 without the written consent of Pace Analytical Services, LLC.



ANALYTICAL RESULTS

Project: Harding Street P1R1
 Pace Project No.: 50345897

Sample: MW-6D		Lab ID: 50345897007		Collected: 05/25/23 14:10	Received: 05/26/23 08:00	Matrix: Water			
Parameters	Results	Units	Report Limit	MDL	DF	Prepared	Analyzed	CAS No.	Qual
2320B Alkalinity		Analytical Method: SM 2320B Pace Analytical Services - Indianapolis							
Alkalinity,Bicarbonate (CaCO3)	195	mg/L	10.0	10.0	1		05/26/23 23:44		
Alkalinity,Carbonate (CaCO3)	ND	mg/L	10.0	10.0	1		05/26/23 23:44		
2540C Total Dissolved Solids		Analytical Method: SM 2540C Pace Analytical Services - Indianapolis							
Total Dissolved Solids	1740	mg/L	40.0	40.0	1		05/31/23 16:10		
4500H+ pH, Electrometric		Analytical Method: SM 4500-H+B Pace Analytical Services - Indianapolis							
pH at 25 Degrees C	7.6	Std. Units	0.10	0.10	1		06/10/23 19:42		H3
4500S2D Sulfide Water		Analytical Method: SM 4500-S2-D Pace Analytical Services - Indianapolis							
Sulfide	ND	mg/L	0.10	0.025	1		05/27/23 12:46	18496-25-8	
Iron, Ferrous		Analytical Method: HACH 8146 Pace Analytical Services - Indianapolis							
Iron, Ferrous	ND	mg/L	0.20	0.035	1		05/26/23 15:52	15438-31-0	H3,N2
353.2 Nitrogen, NO2/NO3 unpres		Analytical Method: EPA 353.2 Pace Analytical Services - Indianapolis							
Nitrogen, Nitrate	ND	mg/L	0.10	0.011	1		05/26/23 19:58	14797-55-8	
Nitrogen, Nitrite	ND	mg/L	0.10	0.0040	1		05/26/23 19:58	14797-65-0	
365.1 Total Phosphorus		Analytical Method: EPA 365.1 Preparation Method: EPA 365.1 Pace Analytical Services - Indianapolis							
Phosphate as P04	ND	mg/L	0.15	0.15	1	06/07/23 11:00	06/08/23 13:15		
5310C TOC		Analytical Method: SM 5310C Pace Analytical Services - Indianapolis							
Total Organic Carbon	ND	mg/L	2.0	0.47	2		06/12/23 14:33	7440-44-0	D3
5310C Dissolved Organic Carbon		Analytical Method: SM 5310C Pace Analytical Services - Indianapolis							
Dissolved Organic Carbon	1.5	mg/L	1.0	0.24	1		06/09/23 00:12		

REPORT OF LABORATORY ANALYSIS

This report shall not be reproduced, except in full,
 without the written consent of Pace Analytical Services, LLC.



QUALITY CONTROL DATA

Project: Harding Street P1R1

Pace Project No.: 50345897

QC Batch:	737757	Analysis Method:	EPA 9056
QC Batch Method:	EPA 9056	Analysis Description:	9056 IC Anions
		Laboratory:	Pace Analytical Services - Indianapolis

Associated Lab Samples: 50345897001, 50345897002, 50345897003, 50345897004, 50345897005, 50345897006, 50345897007

METHOD BLANK: 3384510 Matrix: Water
 Associated Lab Samples: 50345897001, 50345897002, 50345897003, 50345897004, 50345897005, 50345897006, 50345897007

Parameter	Units	Blank Result	Reporting Limit	MDL	Analyzed	Qualifiers
Chloride	mg/L	ND	0.25	0.067	06/09/23 07:46	
Fluoride	mg/L	ND	0.10	0.017	06/09/23 07:46	
Sulfate	mg/L	ND	0.25	0.085	06/09/23 07:46	

LABORATORY CONTROL SAMPLE: 3384511

Parameter	Units	Spike Conc.	LCS Result	LCS % Rec	% Rec Limits	Qualifiers
Chloride	mg/L	2.5	2.4	97	80-120	
Fluoride	mg/L	1	1.0	102	80-120	
Sulfate	mg/L	5	4.8	95	80-120	

MATRIX SPIKE & MATRIX SPIKE DUPLICATE: 3384512 3384513

Parameter	Units	50345878012		50345878013		MS Result	MSD Result	MS % Rec	MSD % Rec	% Rec Limits	RPD	Max RPD	Qual
		MS Spike Conc.	MSD Spike Conc.	MS Result	MSD Result								
Chloride	mg/L	243000 ug/L	250	250	484	487	96	97	80-120	1	15		
Fluoride	mg/L	1950 ug/L	1	1	4.3	4.3	230	232	80-120	1	15	M0	
Sulfate	mg/L	1820000 ug/L	500	500	2270	2270	90	90	80-120	0	15		

MATRIX SPIKE & MATRIX SPIKE DUPLICATE: 3384514 3384515

Parameter	Units	50345897006		50345897007		MS Result	MSD Result	MS % Rec	MSD % Rec	% Rec Limits	RPD	Max RPD	Qual
		MS Spike Conc.	MSD Spike Conc.	MS Result	MSD Result								
Chloride	mg/L	397	250	250	567	567	68	68	80-120	0	15	M0	
Fluoride	mg/L	0.45	1	1	1.5	1.5	103	102	80-120	0	15		
Sulfate	mg/L	549	500	500	914	922	73	75	80-120	1	15	M0	

Results presented on this page are in the units indicated by the "Units" column except where an alternate unit is presented to the right of the result.

REPORT OF LABORATORY ANALYSIS

This report shall not be reproduced, except in full, without the written consent of Pace Analytical Services, LLC.



QUALITY CONTROL DATA

Project: Harding Street P1R1

Pace Project No.: 50345897

QC Batch:	737260	Analysis Method:	EPA 7470
QC Batch Method:	EPA 7470	Analysis Description:	7470 Mercury
		Laboratory:	Pace Analytical Services - Indianapolis

Associated Lab Samples: 50345897001, 50345897002, 50345897003, 50345897004, 50345897005, 50345897006, 50345897007

METHOD BLANK: 3382468 Matrix: Water

Associated Lab Samples: 50345897001, 50345897002, 50345897003, 50345897004, 50345897005, 50345897006, 50345897007

Parameter	Units	Blank Result	Reporting Limit	MDL	Analyzed	Qualifiers
Mercury	ug/L	ND	0.20	0.091	06/08/23 17:03	

LABORATORY CONTROL SAMPLE: 3382469

Parameter	Units	Spike Conc.	LCS Result	LCS % Rec	% Rec Limits	Qualifiers
Mercury	ug/L	5	4.6	92	80-120	

MATRIX SPIKE & MATRIX SPIKE DUPLICATE: 3382470 3382471

Parameter	Units	50345897006 Result	MS Spike Conc.	MSD Spike Conc.	MS Result	MSD Result	MS % Rec	MSD % Rec	% Rec Limits	RPD	Max RPD	Qual
Mercury	ug/L	ND	5	5	4.5	4.4	91	89	75-125	2	20	

Results presented on this page are in the units indicated by the "Units" column except where an alternate unit is presented to the right of the result.

REPORT OF LABORATORY ANALYSIS

This report shall not be reproduced, except in full, without the written consent of Pace Analytical Services, LLC.



QUALITY CONTROL DATA

Project: Harding Street P1R1

Pace Project No.: 50345897

QC Batch:	737074	Analysis Method:	EPA 6010
QC Batch Method:	EPA 3010	Analysis Description:	6010 MET
		Laboratory:	Pace Analytical Services - Indianapolis

Associated Lab Samples: 50345897001, 50345897002, 50345897003, 50345897004, 50345897005, 50345897006, 50345897007

METHOD BLANK:	3381799	Matrix:	Water
---------------	---------	---------	-------

Associated Lab Samples: 50345897001, 50345897002, 50345897003, 50345897004, 50345897005, 50345897006, 50345897007

Parameter	Units	Blank Result	Reporting Limit	MDL	Analyzed	Qualifiers
Aluminum	ug/L	ND	200	55.4	06/09/23 16:53	
Barium	ug/L	ND	10.0	2.1	06/09/23 16:53	
Boron	ug/L	ND	100	37.6	06/09/23 16:53	
Cadmium	ug/L	ND	2.0	0.66	06/09/23 16:53	
Calcium	ug/L	ND	1000	163	06/09/23 16:53	
Iron	ug/L	ND	100	48.8	06/09/23 16:53	
Lead	ug/L	ND	10.0	2.6	06/09/23 16:53	
Lithium	ug/L	ND	20.0	6.2	06/09/23 16:53	
Magnesium	ug/L	ND	1000	71.8	06/09/23 16:53	
Manganese	ug/L	ND	10.0	2.5	06/09/23 16:53	
Molybdenum	ug/L	ND	10.0	3.7	06/09/23 16:53	
Potassium	ug/L	ND	1000	281	06/09/23 16:53	
Silica	ug/L	ND	450		06/09/23 16:53	N2
Sodium	ug/L	ND	1000	214	06/09/23 16:53	

LABORATORY CONTROL SAMPLE: 3381800

Parameter	Units	Spike Conc.	LCS Result	LCS % Rec	% Rec Limits	Qualifiers
Aluminum	ug/L	10000	9100	91	80-120	
Barium	ug/L	1000	901	90	80-120	
Boron	ug/L	1000	908	91	80-120	
Cadmium	ug/L	1000	941	94	80-120	
Calcium	ug/L	10000	9190	92	80-120	
Iron	ug/L	10000	9380	94	80-120	
Lead	ug/L	1000	874	87	80-120	
Lithium	ug/L	1000	908	91	80-120	
Magnesium	ug/L	10000	9110	91	80-120	
Manganese	ug/L	1000	922	92	80-120	
Molybdenum	ug/L	1000	975	98	80-120	
Potassium	ug/L	10000	8990	90	80-120	
Silica	ug/L	10700	9940	93	80-120	N2
Sodium	ug/L	10000	9240	92	80-120	

Results presented on this page are in the units indicated by the "Units" column except where an alternate unit is presented to the right of the result.

REPORT OF LABORATORY ANALYSIS

This report shall not be reproduced, except in full, without the written consent of Pace Analytical Services, LLC.



QUALITY CONTROL DATA

Project: Harding Street P1R1
 Pace Project No.: 50345897

MATRIX SPIKE & MATRIX SPIKE DUPLICATE: 3381801 3381802											
Parameter	Units	50345897006 Result	MS	MSD	MS	MSD	MS	MSD	% Rec	Max	Qual
			Spike Conc.	Spike Conc.	Result	Result	% Rec	% Rec	Limits	RPD	
Aluminum	ug/L	ND	10000	10000	8940	9070	88	90	75-125	1	20
Barium	ug/L	24.8	1000	1000	898	920	87	90	75-125	2	20
Boron	ug/L	3180	1000	1000	3880	4080	69	90	75-125	5	20 M0
Cadmium	ug/L	ND	1000	1000	938	964	94	96	75-125	3	20
Calcium	ug/L	165000	10000	10000	161000	169000	-38	42	75-125	5	20 P6
Iron	ug/L	3500	10000	10000	12000	12400	85	89	75-125	3	20
Lead	ug/L	ND	1000	1000	801	823	80	82	75-125	3	20
Lithium	ug/L	65.0	1000	1000	1010	1040	94	98	75-125	3	20
Magnesium	ug/L	67000	10000	10000	70400	74200	35	72	75-125	5	20 P6
Manganese	ug/L	417	1000	1000	1250	1290	84	87	75-125	3	20
Molybdenum	ug/L	154	1000	1000	1100	1140	95	98	75-125	3	20
Potassium	ug/L	13200	10000	10000	21500	22600	83	94	75-125	5	20
Silica	ug/L	13800	10700	10700	22800	23700	85	93	75-125	4	20 N2
Sodium	ug/L	237000	10000	10000	230000	248000	-76	108	75-125	8	20 P6

MATRIX SPIKE & MATRIX SPIKE DUPLICATE: 3381803 3381804											
Parameter	Units	50345920002 Result	MS	MSD	MS	MSD	MS	MSD	% Rec	Max	Qual
			Spike Conc.	Spike Conc.	Result	Result	% Rec	% Rec	Limits	RPD	
Aluminum	ug/L	ND	10000	10000	9290	9490	93	95	75-125	2	20
Barium	ug/L	70.5	1000	1000	1000	1010	93	94	75-125	1	20
Boron	ug/L	260	1000	1000	1210	1230	95	97	75-125	2	20
Cadmium	ug/L	ND	1000	1000	966	977	97	98	75-125	1	20
Calcium	ug/L	77500	10000	10000	85800	88400	82	108	75-125	3	20
Iron	ug/L	1700	10000	10000	11000	11300	93	96	75-125	2	20
Lead	ug/L	ND	1000	1000	869	874	87	87	75-125	1	20
Lithium	ug/L	ND	1000	1000	985	992	98	98	75-125	1	20
Magnesium	ug/L	20400	10000	10000	29000	29800	85	93	75-125	3	20
Manganese	ug/L	118	1000	1000	1040	1060	92	95	75-125	2	20
Molybdenum	ug/L	ND	1000	1000	1010	1020	101	101	75-125	1	20
Potassium	ug/L	2930	10000	10000	12400	12600	95	97	75-125	2	20
Silica	ug/L	13000	10700	10700	23100	23600	94	99	75-125	2	20 N2
Sodium	ug/L	66600	10000	10000	75400	76200	88	96	75-125	1	20

Results presented on this page are in the units indicated by the "Units" column except where an alternate unit is presented to the right of the result.

REPORT OF LABORATORY ANALYSIS

This report shall not be reproduced, except in full,
 without the written consent of Pace Analytical Services, LLC.



QUALITY CONTROL DATA

Project: Harding Street P1R1
 Pace Project No.: 50345897

QC Batch: 737009 Analysis Method: EPA 6010
 QC Batch Method: EPA 3010 Analysis Description: 6010 MET Dissolved
 Laboratory: Pace Analytical Services - Indianapolis
 Associated Lab Samples: 50345897001, 50345897002, 50345897003, 50345897005, 50345897006, 50345897007

METHOD BLANK: 3381470 Matrix: Water
 Associated Lab Samples: 50345897001, 50345897002, 50345897003, 50345897005, 50345897006, 50345897007

Parameter	Units	Blank Result	Reporting Limit	MDL	Analyzed	Qualifiers
Iron, Dissolved	ug/L	ND	100	48.8	06/08/23 10:11	
Manganese, Dissolved	ug/L	ND	10.0	2.5	06/08/23 10:11	
Molybdenum, Dissolved	ug/L	ND	10.0	3.7	06/08/23 10:11	

LABORATORY CONTROL SAMPLE: 3381471

Parameter	Units	Spike Conc.	LCS Result	LCS % Rec	% Rec Limits	Qualifiers
Iron, Dissolved	ug/L	10000	9640	96	80-120	
Manganese, Dissolved	ug/L	1000	1010	101	80-120	
Molybdenum, Dissolved	ug/L	1000	989	99	80-120	

MATRIX SPIKE & MATRIX SPIKE DUPLICATE: 3381472 3381473

Parameter	Units	50345897006 Result	MS Spike Conc.	MSD Spike Conc.	MS Result	MSD Result	MS % Rec	MSD % Rec	% Rec Limits	RPD	Max RPD	Qual
Iron, Dissolved	ug/L	3340	10000	10000	13800	12500	105	92	75-125	10	20	
Manganese, Dissolved	ug/L	428	1000	1000	1520	1390	110	96	75-125	9	20	
Molybdenum, Dissolved	ug/L	154	1000	1000	1290	1150	114	100	75-125	11	20	

MATRIX SPIKE & MATRIX SPIKE DUPLICATE: 3381474 3381475

Parameter	Units	50345827003 Result	MS Spike Conc.	MSD Spike Conc.	MS Result	MSD Result	MS % Rec	MSD % Rec	% Rec Limits	RPD	Max RPD	Qual
Iron, Dissolved	ug/L	447	10000	20000	9860	18900	94	92	75-125	63	20	R1
Manganese, Dissolved	ug/L	20400	1000	2000	20700	21200	36	42	75-125	2	20	E,P6
Molybdenum, Dissolved	ug/L	<3.7	1000	2000	976	1950	98	98	75-125	67	20	R1

Results presented on this page are in the units indicated by the "Units" column except where an alternate unit is presented to the right of the result.

REPORT OF LABORATORY ANALYSIS

This report shall not be reproduced, except in full,
 without the written consent of Pace Analytical Services, LLC.



QUALITY CONTROL DATA

Project: Harding Street P1R1
 Pace Project No.: 50345897

QC Batch: 737665 Analysis Method: EPA 6020
 QC Batch Method: EPA 200.2 Analysis Description: 6020 MET
 Laboratory: Pace Analytical Services - Indianapolis
 Associated Lab Samples: 50345897001, 50345897002, 50345897003, 50345897004, 50345897005, 50345897006, 50345897007

METHOD BLANK: 3384248 Matrix: Water
 Associated Lab Samples: 50345897001, 50345897002, 50345897003, 50345897004, 50345897005, 50345897006, 50345897007

Parameter	Units	Blank Result	Reporting Limit	MDL	Analyzed	Qualifiers
Antimony	ug/L	ND	1.0	0.044	06/08/23 14:20	
Arsenic	ug/L	ND	1.0	0.064	06/08/23 14:20	
Beryllium	ug/L	ND	0.20	0.026	06/08/23 14:20	
Chromium	ug/L	ND	10.0	0.15	06/08/23 14:20	
Cobalt	ug/L	ND	1.0	0.024	06/08/23 14:20	
Selenium	ug/L	ND	1.0	0.23	06/08/23 14:20	
Thallium	ug/L	ND	1.0	0.042	06/08/23 14:20	

LABORATORY CONTROL SAMPLE: 3384249

Parameter	Units	Spike Conc.	LCS Result	LCS % Rec	% Rec Limits	Qualifiers
Antimony	ug/L	40	41.4	104	80-120	
Arsenic	ug/L	40	39.0	98	80-120	
Beryllium	ug/L	40	38.8	97	80-120	
Chromium	ug/L	40	40.3	101	80-120	
Cobalt	ug/L	40	40.8	102	80-120	
Selenium	ug/L	40	39.6	99	80-120	
Thallium	ug/L	40	40.3	101	80-120	

MATRIX SPIKE & MATRIX SPIKE DUPLICATE: 3384250 3384251

Parameter	Units	50345868002 Result	MS		MSD		MS % Rec	MSD % Rec	% Rec Limits	RPD	Max RPD	Qual
			Spike Conc.	MS Result	Spike Conc.	MSD Result						
Antimony	ug/L	<2.0	40	40	41.3	41.0	103	102	75-125	1	20	
Arsenic	ug/L	19.2	40	40	57.3	57.9	95	97	75-125	1	20	
Beryllium	ug/L	<0.20	40	40	40.0	40.5	100	101	75-125	1	20	
Chromium	ug/L	<10.0	40	40	40.7	40.8	99	99	75-125	0	20	
Cobalt	ug/L	5.6	40	40	44.6	45.5	98	100	75-125	2	20	
Selenium	ug/L	<1.0	40	40	38.3	38.6	94	95	75-125	1	20	
Thallium	ug/L	<1.0	40	40	41.6	42.0	104	105	75-125	1	20	

MATRIX SPIKE & MATRIX SPIKE DUPLICATE: 3384252 3384253

Parameter	Units	50345897006 Result	MS		MSD		MS % Rec	MSD % Rec	% Rec Limits	RPD	Max RPD	Qual
			Spike Conc.	MS Result	Spike Conc.	MSD Result						
Antimony	ug/L	ND	40	40	42.0	41.7	105	104	75-125	1	20	

Results presented on this page are in the units indicated by the "Units" column except where an alternate unit is presented to the right of the result.

REPORT OF LABORATORY ANALYSIS

This report shall not be reproduced, except in full,
 without the written consent of Pace Analytical Services, LLC.



QUALITY CONTROL DATA

Project: Harding Street P1R1

Pace Project No.: 50345897

MATRIX SPIKE & MATRIX SPIKE DUPLICATE: 3384252 3384253												
Parameter	Units	50345897006		MS		MSD		MS		MSD		
		Result	Conc.	Spike	Conc.	Result	Result	% Rec	% Rec	Limits	RPD	
											Max RPD	Qual
Arsenic	ug/L	8.8	40	40	46.6	47.5	94	97	75-125	2	20	
Beryllium	ug/L	ND	40	40	40.5	41.2	101	103	75-125	2	20	
Chromium	ug/L	ND	40	40	38.6	38.2	95	94	75-125	1	20	
Cobalt	ug/L	ND	40	40	38.4	38.1	95	95	75-125	1	20	
Selenium	ug/L	ND	40	40	38.4	38.2	96	95	75-125	0	20	
Thallium	ug/L	ND	40	40	41.6	41.5	104	104	75-125	0	20	

Results presented on this page are in the units indicated by the "Units" column except where an alternate unit is presented to the right of the result.

REPORT OF LABORATORY ANALYSIS

This report shall not be reproduced, except in full, without the written consent of Pace Analytical Services, LLC.



QUALITY CONTROL DATA

Project: Harding Street P1R1

Pace Project No.: 50345897

QC Batch:	736199	Analysis Method:	SM 2320B
QC Batch Method:	SM 2320B	Analysis Description:	2320B Alkalinity
		Laboratory:	Pace Analytical Services - Indianapolis
Associated Lab Samples:	50345897001, 50345897002, 50345897003		

METHOD BLANK: 3378312 Matrix: Water

Associated Lab Samples: 50345897001, 50345897002, 50345897003

Parameter	Units	Blank Result	Reporting Limit	MDL	Analyzed	Qualifiers
Alkalinity, Total as CaCO3	mg/L	ND	10.0	10.0	05/26/23 21:06	
Alkalinity,Bicarbonate (CaCO3)	mg/L	ND	10.0	10.0	05/26/23 21:06	
Alkalinity,Carbonate (CaCO3)	mg/L	ND	10.0	10.0	05/26/23 21:06	

LABORATORY CONTROL SAMPLE: 3378313

Parameter	Units	Spike Conc.	LCS Result	LCS % Rec	% Rec Limits	Qualifiers
Alkalinity, Total as CaCO3	mg/L	50	54.3	109	90-110	

SAMPLE DUPLICATE: 3378314

Parameter	Units	50345800019 Result	Dup Result	RPD	Max RPD	Qualifiers
Alkalinity, Total as CaCO3	mg/L	139	141	1	20	
Alkalinity,Bicarbonate (CaCO3)	mg/L	139	141	1	20	
Alkalinity,Carbonate (CaCO3)	mg/L	<10.0	ND		20	

SAMPLE DUPLICATE: 3378315

Parameter	Units	50345903001 Result	Dup Result	RPD	Max RPD	Qualifiers
Alkalinity, Total as CaCO3	mg/L	238	243	2	20	
Alkalinity,Bicarbonate (CaCO3)	mg/L	219	222	1	20	
Alkalinity,Carbonate (CaCO3)	mg/L	19.6	21.2	8	20	

Results presented on this page are in the units indicated by the "Units" column except where an alternate unit is presented to the right of the result.

REPORT OF LABORATORY ANALYSIS

This report shall not be reproduced, except in full, without the written consent of Pace Analytical Services, LLC.



QUALITY CONTROL DATA

Project: Harding Street P1R1

Pace Project No.: 50345897

QC Batch: 736225 Analysis Method: SM 2320B
 QC Batch Method: SM 2320B Analysis Description: 2320B Alkalinity
 Laboratory: Pace Analytical Services - Indianapolis
 Associated Lab Samples: 50345897004, 50345897005, 50345897006, 50345897007

METHOD BLANK: 3378464 Matrix: Water
 Associated Lab Samples: 50345897004, 50345897005, 50345897006, 50345897007

Parameter	Units	Blank Result	Reporting Limit	MDL	Analyzed	Qualifiers
Alkalinity, Total as CaCO3	mg/L	ND	10.0	10.0	05/26/23 23:44	
Alkalinity,Bicarbonate (CaCO3)	mg/L	ND	10.0	10.0	05/26/23 23:44	
Alkalinity,Carbonate (CaCO3)	mg/L	ND	10.0	10.0	05/26/23 23:44	

LABORATORY CONTROL SAMPLE: 3378465

Parameter	Units	Spike Conc.	LCS Result	LCS % Rec	% Rec Limits	Qualifiers
Alkalinity, Total as CaCO3	mg/L	50	48.5	97	90-110	

SAMPLE DUPLICATE: 3378466

Parameter	Units	50345809001 Result	Dup Result	RPD	Max RPD	Qualifiers
Alkalinity, Total as CaCO3	mg/L	169	169	0	20	
Alkalinity,Bicarbonate (CaCO3)	mg/L	169	169	0	20	
Alkalinity,Carbonate (CaCO3)	mg/L	ND	ND		20	

SAMPLE DUPLICATE: 3378467

Parameter	Units	50345897006 Result	Dup Result	RPD	Max RPD	Qualifiers
Alkalinity, Total as CaCO3	mg/L	299	307	2	20	
Alkalinity,Bicarbonate (CaCO3)	mg/L	299	307	2	20	
Alkalinity,Carbonate (CaCO3)	mg/L	ND	ND		20	

Results presented on this page are in the units indicated by the "Units" column except where an alternate unit is presented to the right of the result.

REPORT OF LABORATORY ANALYSIS

This report shall not be reproduced, except in full,
 without the written consent of Pace Analytical Services, LLC.



QUALITY CONTROL DATA

Project: Harding Street P1R1

Pace Project No.: 50345897

QC Batch:	736817	Analysis Method:	SM 2540C
QC Batch Method:	SM 2540C	Analysis Description:	2540C Total Dissolved Solids
		Laboratory:	Pace Analytical Services - Indianapolis
Associated Lab Samples:	50345897001, 50345897002, 50345897003, 50345897004, 50345897005, 50345897006, 50345897007		

METHOD BLANK:	3380577	Matrix:	Water
Associated Lab Samples:	50345897001, 50345897002, 50345897003, 50345897004, 50345897005, 50345897006, 50345897007		

Parameter	Units	Blank Result	Reporting Limit	MDL	Analyzed	Qualifiers
Total Dissolved Solids	mg/L	ND	10.0	10.0	05/31/23 16:04	

LABORATORY CONTROL SAMPLE: 3380578						
Parameter	Units	Spike Conc.	LCS Result	LCS % Rec	% Rec Limits	Qualifiers
Total Dissolved Solids	mg/L	300	274	91	80-120	

SAMPLE DUPLICATE: 3380579						
Parameter	Units	50345809001 Result	Dup Result	RPD	Max RPD	Qualifiers
Total Dissolved Solids	mg/L	2920	2970	2	10	

SAMPLE DUPLICATE: 3380580						
Parameter	Units	50345897006 Result	Dup Result	RPD	Max RPD	Qualifiers
Total Dissolved Solids	mg/L	1560	1550	1	10	

Results presented on this page are in the units indicated by the "Units" column except where an alternate unit is presented to the right of the result.

REPORT OF LABORATORY ANALYSIS

This report shall not be reproduced, except in full, without the written consent of Pace Analytical Services, LLC.



QUALITY CONTROL DATA

Project: Harding Street P1R1

Pace Project No.: 50345897

QC Batch: 738652 Analysis Method: SM 4500-H+B

QC Batch Method: SM 4500-H+B Analysis Description: 4500H+B pH

Laboratory: Pace Analytical Services - Indianapolis

Associated Lab Samples: 50345897001, 50345897002, 50345897003, 50345897004, 50345897005, 50345897006, 50345897007

SAMPLE DUPLICATE: 3388986

Parameter	Units	50345897006 Result	Dup Result	RPD	Max RPD	Qualifiers
pH at 25 Degrees C	Std. Units	7.8	7.9	2	2	H3

SAMPLE DUPLICATE: 3388987

Parameter	Units	50345920002 Result	Dup Result	RPD	Max RPD	Qualifiers
pH at 25 Degrees C	Std. Units	8.2	8.3	1	2	H3

Results presented on this page are in the units indicated by the "Units" column except where an alternate unit is presented to the right of the result.

REPORT OF LABORATORY ANALYSIS

This report shall not be reproduced, except in full,
without the written consent of Pace Analytical Services, LLC.



QUALITY CONTROL DATA

Project: Harding Street P1R1

Pace Project No.: 50345897

QC Batch:	736266	Analysis Method:	SM 4500-S2-D
QC Batch Method:	SM 4500-S2-D	Analysis Description:	4500S2D Sulfide Water
		Laboratory:	Pace Analytical Services - Indianapolis

Associated Lab Samples: 50345897001, 50345897002, 50345897003, 50345897004, 50345897005, 50345897006, 50345897007

METHOD BLANK: 3378730 Matrix: Water

Associated Lab Samples: 50345897001, 50345897002, 50345897003, 50345897004, 50345897005, 50345897006, 50345897007

Parameter	Units	Blank Result	Reporting Limit	MDL	Analyzed	Qualifiers
Sulfide	mg/L	ND	0.10	0.025	05/27/23 12:46	

LABORATORY CONTROL SAMPLE: 3378731

Parameter	Units	Spike Conc.	LCS Result	LCS % Rec	% Rec Limits	Qualifiers
Sulfide	mg/L	0.5	0.53	105	90-110	

MATRIX SPIKE & MATRIX SPIKE DUPLICATE: 3378732 3378733

Parameter	Units	50345897006 Result	MS Spike Conc.	MSD Spike Conc.	MS Result	MSD Result	MS % Rec	MSD % Rec	% Rec Limits	RPD	Max RPD	Qual
Sulfide	mg/L	ND	0.5	0.5	0.72	0.72	141	142	90-110	1	20	M3

MATRIX SPIKE SAMPLE: 3378734

Parameter	Units	50345903003 Result	Spike Conc.	MS Result	MS % Rec	% Rec Limits	Qualifiers
Sulfide	mg/L	ND	0.5	0.75	150	90-110	M0

Results presented on this page are in the units indicated by the "Units" column except where an alternate unit is presented to the right of the result.

REPORT OF LABORATORY ANALYSIS

This report shall not be reproduced, except in full, without the written consent of Pace Analytical Services, LLC.



QUALITY CONTROL DATA

Project: Harding Street P1R1

Pace Project No.: 50345897

QC Batch:	736061	Analysis Method:	HACH 8146
QC Batch Method:	HACH 8146	Analysis Description:	Iron, Ferrous
		Laboratory:	Pace Analytical Services - Indianapolis

Associated Lab Samples: 50345897001, 50345897002, 50345897003, 50345897004, 50345897005, 50345897006, 50345897007

METHOD BLANK: 3377608 Matrix: Water
 Associated Lab Samples: 50345897001, 50345897002, 50345897003, 50345897004, 50345897005, 50345897006, 50345897007

Parameter	Units	Blank Result	Reporting Limit	MDL	Analyzed	Qualifiers
Iron, Ferrous	mg/L	ND	0.20	0.035	05/26/23 15:45	H3,N2

LABORATORY CONTROL SAMPLE: 3377609

Parameter	Units	Spike Conc.	LCS Result	LCS % Rec	% Rec Limits	Qualifiers
Iron, Ferrous	mg/L	1	1.0	104	90-110	H3,N2

MATRIX SPIKE & MATRIX SPIKE DUPLICATE: 3377610 3377611

Parameter	Units	5034586002 Result	MS Spike Conc.	MSD Spike Conc.	MS Result	MSD Result	MS % Rec	MSD % Rec	% Rec Limits	RPD	Max RPD	Qual
Iron, Ferrous	mg/L	ND	1	1	1.1	1.1	106	105	90-110	0	20	H3,N2

MATRIX SPIKE & MATRIX SPIKE DUPLICATE: 3377612 3377613

Parameter	Units	50345897006 Result	MS Spike Conc.	MSD Spike Conc.	MS Result	MSD Result	MS % Rec	MSD % Rec	% Rec Limits	RPD	Max RPD	Qual
Iron, Ferrous	mg/L	ND	1	1	1.0	1.0	101	104	90-110	2	20	H3,N2

Results presented on this page are in the units indicated by the "Units" column except where an alternate unit is presented to the right of the result.

REPORT OF LABORATORY ANALYSIS

This report shall not be reproduced, except in full, without the written consent of Pace Analytical Services, LLC.



QUALITY CONTROL DATA

Project: Harding Street P1R1

Pace Project No.: 50345897

QC Batch:	736171	Analysis Method:	EPA 353.2
QC Batch Method:	EPA 353.2	Analysis Description:	353.2 Nitrate + Nitrite, Unpres.
		Laboratory:	Pace Analytical Services - Indianapolis
Associated Lab Samples:	50345897001, 50345897002, 50345897003, 50345897004, 50345897005, 50345897006, 50345897007		

METHOD BLANK: 3378153 Matrix: Water
 Associated Lab Samples: 50345897001, 50345897002, 50345897003, 50345897004, 50345897005, 50345897006, 50345897007

Parameter	Units	Blank Result	Reporting Limit	MDL	Analyzed	Qualifiers
Nitrogen, Nitrate	mg/L	ND	0.10	0.011	05/26/23 19:12	
Nitrogen, Nitrite	mg/L	ND	0.10	0.0040	05/26/23 19:12	

LABORATORY CONTROL SAMPLE: 3378154

Parameter	Units	Spike Conc.	LCS Result	LCS % Rec	% Rec Limits	Qualifiers
Nitrogen, Nitrate	mg/L	1	1.0	103	90-110	
Nitrogen, Nitrite	mg/L	1	1.0	101	90-110	

MATRIX SPIKE & MATRIX SPIKE DUPLICATE: 3378155 3378156

Parameter	Units	50345897006 Result	MS Spike Conc.	MSD Spike Conc.	MS Result	MSD Result	MS % Rec	MSD % Rec	% Rec Limits	RPD	Max RPD	Qual
Nitrogen, Nitrate	mg/L	ND	1	1	1.1	1.1	107	109	90-110	2	20	
Nitrogen, Nitrite	mg/L	ND	1	1	1.1	1.1	104	105	90-110	1	20	

MATRIX SPIKE SAMPLE: 3378157

Parameter	Units	50345915001 Result	Spike Conc.	MS Result	MS % Rec	% Rec Limits	Qualifiers
Nitrogen, Nitrate	mg/L		1.8	1	2.8	90-110	
Nitrogen, Nitrite	mg/L		ND	1	1.0	90-110	

Results presented on this page are in the units indicated by the "Units" column except where an alternate unit is presented to the right of the result.

REPORT OF LABORATORY ANALYSIS

This report shall not be reproduced, except in full, without the written consent of Pace Analytical Services, LLC.



QUALITY CONTROL DATA

Project: Harding Street P1R1

Pace Project No.: 50345897

QC Batch:	737922	Analysis Method:	EPA 365.1
QC Batch Method:	EPA 365.1	Analysis Description:	365.1 Total Phosphorus
		Laboratory:	Pace Analytical Services - Indianapolis
Associated Lab Samples:	50345897001, 50345897002, 50345897003, 50345897004, 50345897005, 50345897006, 50345897007		

METHOD BLANK:	3385203	Matrix:	Water
Associated Lab Samples:	50345897001, 50345897002, 50345897003, 50345897004, 50345897005, 50345897006, 50345897007		

Parameter	Units	Blank Result	Reporting Limit	MDL	Analyzed	Qualifiers
Phosphate as P04	mg/L	ND	0.15	0.15	06/08/23 13:08	

LABORATORY CONTROL SAMPLE: 3385204						
Parameter	Units	Spike Conc.	LCS Result	LCS % Rec	% Rec Limits	Qualifiers
Phosphate as P04	mg/L		1.5			

MATRIX SPIKE & MATRIX SPIKE DUPLICATE: 3385205												3385206	
Parameter	Units	50345897006 Result	MS Spike Conc.	MSD Spike Conc.	MS Result	MSD Result	MS % Rec	MSD % Rec	% Rec Limits	RPD	Max RPD	Qual	
Phosphate as P04	mg/L	ND			1.5	1.6					5		

MATRIX SPIKE SAMPLE: 3385207											
Parameter	Units	50345915001 Result	Spike Conc.	MS Result	MS % Rec	% Rec Limits	Qualifiers				
Phosphate as P04	mg/L		0.33		1.8						

Results presented on this page are in the units indicated by the "Units" column except where an alternate unit is presented to the right of the result.

REPORT OF LABORATORY ANALYSIS

This report shall not be reproduced, except in full, without the written consent of Pace Analytical Services, LLC.



QUALITY CONTROL DATA

Project: Harding Street P1R1

Pace Project No.: 50345897

QC Batch:	738519	Analysis Method:	SM 5310C
QC Batch Method:	SM 5310C	Analysis Description:	5310C Total Organic Carbon
		Laboratory:	Pace Analytical Services - Indianapolis

Associated Lab Samples: 50345897001, 50345897002, 50345897003, 50345897004, 50345897005, 50345897006, 50345897007

METHOD BLANK: 3388148 Matrix: Water

Associated Lab Samples: 50345897001, 50345897002, 50345897003, 50345897004, 50345897005, 50345897006, 50345897007

Parameter	Units	Blank Result	Reporting Limit	MDL	Analyzed	Qualifiers
Total Organic Carbon	mg/L	ND	1.0	0.24	06/10/23 02:49	

LABORATORY CONTROL SAMPLE: 3388149

Parameter	Units	Spike Conc.	LCS Result	LCS % Rec	% Rec Limits	Qualifiers
Total Organic Carbon	mg/L	10	9.9	99	90-110	

MATRIX SPIKE & MATRIX SPIKE DUPLICATE: 3388150 3388151

Parameter	Units	50345897006 Result	MS Spike Conc.	MSD Spike Conc.	MS Result	MSD Result	MS % Rec	MSD % Rec	% Rec Limits	RPD	Max RPD	Qual
Total Organic Carbon	mg/L	ND	40	40	42.0	42.0	99	99	80-120	0	20	

MATRIX SPIKE SAMPLE: 3388152

Parameter	Units	50345930002 Result	Spike Conc.	MS Result	MS % Rec	% Rec Limits	Qualifiers
Total Organic Carbon	mg/L		2.3	10	12.5	101	80-120

Results presented on this page are in the units indicated by the "Units" column except where an alternate unit is presented to the right of the result.

REPORT OF LABORATORY ANALYSIS

This report shall not be reproduced, except in full, without the written consent of Pace Analytical Services, LLC.



QUALITY CONTROL DATA

Project: Harding Street P1R1

Pace Project No.: 50345897

QC Batch:	738250	Analysis Method:	SM 5310C
QC Batch Method:	SM 5310C	Analysis Description:	5310C Dissolved Organic Carbon
		Laboratory:	Pace Analytical Services - Indianapolis
Associated Lab Samples:	50345897001, 50345897002, 50345897003, 50345897005, 50345897006, 50345897007		

METHOD BLANK:	3386639	Matrix:	Water
Associated Lab Samples:	50345897001, 50345897002, 50345897003, 50345897005, 50345897006, 50345897007		

Parameter	Units	Blank Result	Reporting Limit	MDL	Analyzed	Qualifiers
Dissolved Organic Carbon	mg/L	ND	1.0	0.24	06/08/23 18:40	

LABORATORY CONTROL SAMPLE: 3386640						
Parameter	Units	Spike Conc.	LCS Result	LCS % Rec	% Rec Limits	Qualifiers
Dissolved Organic Carbon	mg/L	10	9.7	97	90-110	

MATRIX SPIKE & MATRIX SPIKE DUPLICATE: 3386641													3386642	
Parameter	Units	50345897006 Result	MS Spike Conc.	MSD Spike Conc.	MS Result	MSD Result	MS % Rec	MSD % Rec	% Rec Limits	RPD	Max RPD	Qual		
Dissolved Organic Carbon	mg/L	ND	40	40	43.3	43.0	104	103	80-120	1	20			

MATRIX SPIKE SAMPLE: 3386643												
Parameter	Units	50345930004 Result	Spike Conc.	MS Result	MS % Rec	% Rec Limits	Qualifiers					
Dissolved Organic Carbon	mg/L		2.1	10	11.8	97	80-120					

Results presented on this page are in the units indicated by the "Units" column except where an alternate unit is presented to the right of the result.

REPORT OF LABORATORY ANALYSIS

This report shall not be reproduced, except in full, without the written consent of Pace Analytical Services, LLC.



ANALYTICAL RESULTS - RADIOCHEMISTRY

Project: Harding Street P1R1

Pace Project No.: 50345897

Sample: MW-10S **Lab ID: 50345897001** Collected: 05/25/23 10:07 Received: 05/26/23 08:00 Matrix: Water
 PWS: Site ID: Sample Type:

Parameters	Method	Act ± Unc (MDC) Carr Trac	Units	Analyzed	CAS No.	Qual
	Pace Analytical Services - Greensburg					
Radium-226	EPA 903.1	0.179 ± 0.431 (0.832) C:NA T:91%	pCi/L	06/23/23 13:08	13982-63-3	
	Pace Analytical Services - Greensburg					
Radium-228	EPA 904.0	0.606 ± 0.494 (0.989) C:87% T:87%	pCi/L	06/20/23 15:32	15262-20-1	
	Pace Analytical Services - Greensburg					
Total Radium	Total Radium Calculation	0.785 ± 0.925 (1.82)	pCi/L	06/23/23 17:07	7440-14-4	

REPORT OF LABORATORY ANALYSIS

This report shall not be reproduced, except in full, without the written consent of Pace Analytical Services, LLC.



ANALYTICAL RESULTS - RADIOCHEMISTRY

Project: Harding Street P1R1

Pace Project No.: 50345897

Sample: MW-10D **Lab ID: 50345897002** Collected: 05/25/23 11:03 Received: 05/26/23 08:00 Matrix: Water
 PWS: Site ID: Sample Type:

Parameters	Method	Act ± Unc (MDC) Carr Trac	Units	Analyzed	CAS No.	Qual
	Pace Analytical Services - Greensburg					
Radium-226	EPA 903.1	0.480 ± 0.499 (0.743) C:NA T:96%	pCi/L	06/23/23 13:08	13982-63-3	
	Pace Analytical Services - Greensburg					
Radium-228	EPA 904.0	0.660 ± 0.522 (1.04) C:89% T:86%	pCi/L	06/20/23 15:32	15262-20-1	
	Pace Analytical Services - Greensburg					
Total Radium	Total Radium Calculation	1.14 ± 1.02 (1.78)	pCi/L	06/23/23 17:07	7440-14-4	

REPORT OF LABORATORY ANALYSIS

This report shall not be reproduced, except in full, without the written consent of Pace Analytical Services, LLC.



ANALYTICAL RESULTS - RADIOCHEMISTRY

Project: Harding Street P1R1

Pace Project No.: 50345897

Sample: MW-12D **Lab ID: 50345897003** Collected: 05/25/23 13:00 Received: 05/26/23 08:00 Matrix: Water
PWS: Site ID: Sample Type:

Parameters	Method	Act ± Unc (MDC) Carr Trac	Units	Analyzed	CAS No.	Qual
	Pace Analytical Services - Greensburg					
Radium-226	EPA 903.1	-0.172 ± 0.584 (1.29) C:NA T:90%	pCi/L	06/23/23 13:08	13982-63-3	
	Pace Analytical Services - Greensburg					
Radium-228	EPA 904.0	1.04 ± 0.449 (0.737) C:86% T:80%	pCi/L	06/20/23 12:21	15262-20-1	
	Pace Analytical Services - Greensburg					
Total Radium	Total Radium Calculation	1.04 ± 1.03 (2.03)	pCi/L	06/23/23 17:07	7440-14-4	

REPORT OF LABORATORY ANALYSIS

This report shall not be reproduced, except in full, without the written consent of Pace Analytical Services, LLC.



ANALYTICAL RESULTS - RADIOCHEMISTRY

Project: Harding Street P1R1

Pace Project No.: 50345897

Sample: FB-1 **Lab ID: 50345897004** Collected: 05/25/23 14:05 Received: 05/26/23 08:00 Matrix: Water
 PWS: Site ID: Sample Type:

Parameters	Method	Act ± Unc (MDC) Carr Trac	Units	Analyzed	CAS No.	Qual
Pace Analytical Services - Greensburg						
Radium-226	EPA 903.1	0.251 ± 0.383 (0.227) C:NA T:92%	pCi/L	06/23/23 13:08	13982-63-3	
Pace Analytical Services - Greensburg						
Radium-228	EPA 904.0	0.526 ± 0.370 (0.715) C:84% T:81%	pCi/L	06/20/23 12:22	15262-20-1	
Pace Analytical Services - Greensburg						
Total Radium	Total Radium Calculation	0.777 ± 0.753 (0.942)	pCi/L	06/23/23 17:07	7440-14-4	

REPORT OF LABORATORY ANALYSIS

This report shall not be reproduced, except in full,
 without the written consent of Pace Analytical Services, LLC.



ANALYTICAL RESULTS - RADIOCHEMISTRY

Project: Harding Street P1R1

Pace Project No.: 50345897

Sample: MW-6S **Lab ID: 50345897005** Collected: 05/25/23 09:50 Received: 05/26/23 08:00 Matrix: Water
 PWS: Site ID: Sample Type:

Parameters	Method	Act ± Unc (MDC) Carr Trac	Units	Analyzed	CAS No.	Qual
Pace Analytical Services - Greensburg						
Radium-226	EPA 903.1	0.262 ± 0.514 (0.938) C:NA T:94%	pCi/L	06/23/23 13:08	13982-63-3	
Pace Analytical Services - Greensburg						
Radium-228	EPA 904.0	0.556 ± 0.344 (0.643) C:88% T:87%	pCi/L	06/20/23 12:22	15262-20-1	
Pace Analytical Services - Greensburg						
Total Radium	Total Radium Calculation	0.818 ± 0.858 (1.58)	pCi/L	06/23/23 17:07	7440-14-4	

REPORT OF LABORATORY ANALYSIS

This report shall not be reproduced, except in full, without the written consent of Pace Analytical Services, LLC.



ANALYTICAL RESULTS - RADIOCHEMISTRY

Project: Harding Street P1R1

Pace Project No.: 50345897

Sample: MW-6I **Lab ID: 50345897006** Collected: 05/25/23 11:30 Received: 05/26/23 08:00 Matrix: Water
PWS: Site ID: Sample Type:

Parameters	Method	Act ± Unc (MDC) Carr Trac	Units	Analyzed	CAS No.	Qual
	Pace Analytical Services - Greensburg					
Radium-226	EPA 903.1	1.16 ± 0.724 (0.964) C:NA T:93%	pCi/L	06/23/23 13:08	13982-63-3	
	Pace Analytical Services - Greensburg					
Radium-228	EPA 904.0	0.607 ± 0.413 (0.805) C:88% T:82%	pCi/L	06/20/23 12:22	15262-20-1	
	Pace Analytical Services - Greensburg					
Total Radium	Total Radium Calculation	1.77 ± 1.14 (1.77)	pCi/L	06/23/23 17:07	7440-14-4	

REPORT OF LABORATORY ANALYSIS

This report shall not be reproduced, except in full, without the written consent of Pace Analytical Services, LLC.



ANALYTICAL RESULTS - RADIOCHEMISTRY

Project: Harding Street P1R1

Pace Project No.: 50345897

Sample: MW-6D **Lab ID: 50345897007** Collected: 05/25/23 14:10 Received: 05/26/23 08:00 Matrix: Water
 PWS: Site ID: Sample Type:

Parameters	Method	Act ± Unc (MDC) Carr Trac	Units	Analyzed	CAS No.	Qual
	Pace Analytical Services - Greensburg					
Radium-226	EPA 903.1	1.15 ± 0.921 (1.37) C:NA T:93%	pCi/L	06/23/23 13:08	13982-63-3	
	Pace Analytical Services - Greensburg					
Radium-228	EPA 904.0	0.472 ± 0.342 (0.668) C:87% T:87%	pCi/L	06/20/23 12:22	15262-20-1	
	Pace Analytical Services - Greensburg					
Total Radium	Total Radium Calculation	1.62 ± 1.26 (2.04)	pCi/L	06/23/23 17:07	7440-14-4	

REPORT OF LABORATORY ANALYSIS

This report shall not be reproduced, except in full,
 without the written consent of Pace Analytical Services, LLC.



ANALYTICAL RESULTS - RADIOCHEMISTRY

Project: Harding Street P1R1

Pace Project No.: 50345897

Parameters	Method	Act ± Unc (MDC) Carr Trac	Units	Analyzed	CAS No.	Qual
Pace Analytical Services - Greensburg						
Radium-226	EPA 903.1	100.94 %REC ± NA (NA) C:NA T:NA	pCi/L	06/23/23 13:24	13982-63-3	
Pace Analytical Services - Greensburg						
Radium-228	EPA 904.0	102.52 %REC ± NA (NA) C:NA T:NA	pCi/L	06/20/23 12:22	15262-20-1	

REPORT OF LABORATORY ANALYSIS

This report shall not be reproduced, except in full,
without the written consent of Pace Analytical Services, LLC.



ANALYTICAL RESULTS - RADIOCHEMISTRY

Project: Harding Street P1R1

Pace Project No.: 50345897

Sample: MW-6I MSD	Lab ID: 50345897009	Collected: 05/25/23 11:30	Received: 05/26/23 08:00	Matrix: Water
PWS:	Site ID:	Sample Type:		

Parameters	Method	Act ± Unc (MDC) Carr Trac	Units	Analyzed	CAS No.	Qual
Pace Analytical Services - Greensburg						
Radium-226	EPA 903.1	93.49 %REC 7.66RPD ± NA (NA) C:NA T:NA	pCi/L	06/23/23 13:24	13982-63-3	
Pace Analytical Services - Greensburg						
Radium-228	EPA 904.0	77.74 %REC 27.49RPD ± NA (NA) C:NA T:NA	pCi/L	06/20/23 12:22	15262-20-1	

REPORT OF LABORATORY ANALYSIS

This report shall not be reproduced, except in full, without the written consent of Pace Analytical Services, LLC.



QUALITY CONTROL - RADIOCHEMISTRY

Project: Harding Street P1R1

Pace Project No.: 50345897

QC Batch:	592653	Analysis Method:	EPA 903.1
QC Batch Method:	EPA 903.1	Analysis Description:	903.1 Radium-226
		Laboratory:	Pace Analytical Services - Greensburg

Associated Lab Samples: 50345897001, 50345897002, 50345897003, 50345897004, 50345897005, 50345897006, 50345897007, 50345897008, 50345897009

METHOD BLANK:	2879502	Matrix:	Water
---------------	---------	---------	-------

Associated Lab Samples: 50345897001, 50345897002, 50345897003, 50345897004, 50345897005, 50345897006, 50345897007, 50345897008, 50345897009

Parameter	Act ± Unc (MDC) Carr Trac	Units	Analyzed	Qualifiers
Radium-226	0.195 ± 0.337 (0.602) C:NA T:98%	pCi/L	06/23/23 12:52	

Results presented on this page are in the units indicated by the "Units" column except where an alternate unit is presented to the right of the result.

REPORT OF LABORATORY ANALYSIS

This report shall not be reproduced, except in full, without the written consent of Pace Analytical Services, LLC.



QUALITY CONTROL - RADIOCHEMISTRY

Project: Harding Street P1R1

Pace Project No.: 50345897

QC Batch:	592654	Analysis Method:	EPA 904.0
QC Batch Method:	EPA 904.0	Analysis Description:	904.0 Radium 228
		Laboratory:	Pace Analytical Services - Greensburg

Associated Lab Samples: 50345897001, 50345897002, 50345897003, 50345897004, 50345897005, 50345897006, 50345897007, 50345897008, 50345897009

METHOD BLANK:	2879505	Matrix:	Water
---------------	---------	---------	-------

Associated Lab Samples: 50345897001, 50345897002, 50345897003, 50345897004, 50345897005, 50345897006, 50345897007, 50345897008, 50345897009

Parameter	Act ± Unc (MDC) Carr Trac	Units	Analyzed	Qualifiers
Radium-228	0.308 ± 0.303 (0.619) C:85% T:80%	pCi/L	06/20/23 12:18	

Results presented on this page are in the units indicated by the "Units" column except where an alternate unit is presented to the right of the result.

REPORT OF LABORATORY ANALYSIS

This report shall not be reproduced, except in full, without the written consent of Pace Analytical Services, LLC.



QUALIFIERS

Project: Harding Street P1R1

Pace Project No.: 50345897

DEFINITIONS

DF - Dilution Factor, if reported, represents the factor applied to the reported data due to dilution of the sample aliquot.

ND - Not Detected at or above adjusted reporting limit.

TNTC - Too Numerous To Count

J - Estimated concentration above the adjusted method detection limit and below the adjusted reporting limit.

MDL - Adjusted Method Detection Limit.

PQL - Practical Quantitation Limit.

RL - Reporting Limit - The lowest concentration value that meets project requirements for quantitative data with known precision and bias for a specific analyte in a specific matrix.

S - Surrogate

1,2-Diphenylhydrazine decomposes to and cannot be separated from Azobenzene using Method 8270. The result for each analyte is a combined concentration.

Consistent with EPA guidelines, unrounded data are displayed and have been used to calculate % recovery and RPD values.

LCS(D) - Laboratory Control Sample (Duplicate)

MS(D) - Matrix Spike (Duplicate)

DUP - Sample Duplicate

RPD - Relative Percent Difference

NC - Not Calculable.

SG - Silica Gel - Clean-Up

U - Indicates the compound was analyzed for, but not detected.

N-Nitrosodiphenylamine decomposes and cannot be separated from Diphenylamine using Method 8270. The result reported for each analyte is a combined concentration.

Reported results are not rounded until the final step prior to reporting. Therefore, calculated parameters that are typically reported as "Total" may vary slightly from the sum of the reported component parameters.

Act - Activity

Unc - Uncertainty: SDWA = 1.96 sigma count uncertainty, all other matrices = Expanded Uncertainty (95% confidence interval).

Gamma Spec = Expanded Uncertainty (95.4% Confidence Interval)

(MDC) - Minimum Detectable Concentration

Trac - Tracer Recovery (%)

Carr - Carrier Recovery (%)

Pace Analytical is TNI accredited. Contact your Pace PM for the current list of accredited analytes.

TNI - The NELAC Institute.

ANALYTE QUALIFIERS

D3 Sample was diluted due to the presence of high levels of non-target analytes or other matrix interference.

E Analyte concentration exceeded the calibration range. The reported result is estimated.

H3 Sample was received or analysis requested beyond the recognized method holding time.

M0 Matrix spike recovery and/or matrix spike duplicate recovery was outside laboratory control limits.

M3 Matrix spike recovery was outside laboratory control limits due to matrix interferences.

N2 The lab does not hold NELAC/TNI accreditation for this parameter but other accreditations/certifications may apply. A complete list of accreditations/certifications is available upon request.

P6 Matrix spike recovery was outside laboratory control limits due to a parent sample concentration notably higher than the spike level.

PL The minimum mass of dried residue of 2.5 mg could not be obtained using the routine sample volume of 100 mL.

R1 RPD value was outside control limits.

REPORT OF LABORATORY ANALYSIS

This report shall not be reproduced, except in full,
without the written consent of Pace Analytical Services, LLC.



QUALITY CONTROL DATA CROSS REFERENCE TABLE

Project: Harding Street P1R1

Pace Project No.: 50345897

Lab ID	Sample ID	QC Batch Method	QC Batch	Analytical Method	Analytical Batch
50345897001	MW-10S	EPA 9056	737757		
50345897002	MW-10D	EPA 9056	737757		
50345897003	MW-12D	EPA 9056	737757		
50345897004	FB-1	EPA 9056	737757		
50345897005	MW-6S	EPA 9056	737757		
50345897006	MW-6I	EPA 9056	737757		
50345897007	MW-6D	EPA 9056	737757		
50345897001	MW-10S	EPA 3010	737074	EPA 6010	738523
50345897002	MW-10D	EPA 3010	737074	EPA 6010	738523
50345897003	MW-12D	EPA 3010	737074	EPA 6010	738523
50345897004	FB-1	EPA 3010	737074	EPA 6010	738523
50345897005	MW-6S	EPA 3010	737074	EPA 6010	738523
50345897006	MW-6I	EPA 3010	737074	EPA 6010	738523
50345897007	MW-6D	EPA 3010	737074	EPA 6010	738523
50345897001	MW-10S	EPA 3010	737009	EPA 6010	738190
50345897002	MW-10D	EPA 3010	737009	EPA 6010	738190
50345897003	MW-12D	EPA 3010	737009	EPA 6010	738190
50345897005	MW-6S	EPA 3010	737009	EPA 6010	738190
50345897006	MW-6I	EPA 3010	737009	EPA 6010	738190
50345897007	MW-6D	EPA 3010	737009	EPA 6010	738190
50345897001	MW-10S	EPA 200.2	737665	EPA 6020	737890
50345897002	MW-10D	EPA 200.2	737665	EPA 6020	737890
50345897003	MW-12D	EPA 200.2	737665	EPA 6020	737890
50345897004	FB-1	EPA 200.2	737665	EPA 6020	737890
50345897005	MW-6S	EPA 200.2	737665	EPA 6020	737890
50345897006	MW-6I	EPA 200.2	737665	EPA 6020	737890
50345897007	MW-6D	EPA 200.2	737665	EPA 6020	737890
50345897001	MW-10S	EPA 7470	737260	EPA 7470	738105
50345897002	MW-10D	EPA 7470	737260	EPA 7470	738105
50345897003	MW-12D	EPA 7470	737260	EPA 7470	738105
50345897004	FB-1	EPA 7470	737260	EPA 7470	738105
50345897005	MW-6S	EPA 7470	737260	EPA 7470	738105
50345897006	MW-6I	EPA 7470	737260	EPA 7470	738105
50345897007	MW-6D	EPA 7470	737260	EPA 7470	738105
50345897001	MW-10S	EPA 903.1	592653		
50345897002	MW-10D	EPA 903.1	592653		
50345897003	MW-12D	EPA 903.1	592653		
50345897004	FB-1	EPA 903.1	592653		
50345897005	MW-6S	EPA 903.1	592653		
50345897006	MW-6I	EPA 903.1	592653		
50345897007	MW-6D	EPA 903.1	592653		
50345897008	MW-6I MS	EPA 903.1	592653		
50345897009	MW-6I MSD	EPA 903.1	592653		
50345897001	MW-10S	EPA 904.0	592654		
50345897002	MW-10D	EPA 904.0	592654		
50345897003	MW-12D	EPA 904.0	592654		

REPORT OF LABORATORY ANALYSIS

This report shall not be reproduced, except in full, without the written consent of Pace Analytical Services, LLC.



QUALITY CONTROL DATA CROSS REFERENCE TABLE

Project: Harding Street P1R1

Pace Project No.: 50345897

Lab ID	Sample ID	QC Batch Method	QC Batch	Analytical Method	Analytical Batch
50345897004	FB-1	EPA 904.0	592654		
50345897005	MW-6S	EPA 904.0	592654		
50345897006	MW-6I	EPA 904.0	592654		
50345897007	MW-6D	EPA 904.0	592654		
50345897008	MW-6I MS	EPA 904.0	592654		
50345897009	MW-6I MSD	EPA 904.0	592654		
50345897001	MW-10S	Total Radium Calculation	597326		
50345897002	MW-10D	Total Radium Calculation	597326		
50345897003	MW-12D	Total Radium Calculation	597326		
50345897004	FB-1	Total Radium Calculation	597326		
50345897005	MW-6S	Total Radium Calculation	597326		
50345897006	MW-6I	Total Radium Calculation	597326		
50345897007	MW-6D	Total Radium Calculation	597326		
50345897001	MW-10S	SM 2320B	736199		
50345897002	MW-10D	SM 2320B	736199		
50345897003	MW-12D	SM 2320B	736199		
50345897004	FB-1	SM 2320B	736225		
50345897005	MW-6S	SM 2320B	736225		
50345897006	MW-6I	SM 2320B	736225		
50345897007	MW-6D	SM 2320B	736225		
50345897001	MW-10S	SM 2540C	736817		
50345897002	MW-10D	SM 2540C	736817		
50345897003	MW-12D	SM 2540C	736817		
50345897004	FB-1	SM 2540C	736817		
50345897005	MW-6S	SM 2540C	736817		
50345897006	MW-6I	SM 2540C	736817		
50345897007	MW-6D	SM 2540C	736817		
50345897001	MW-10S	SM 4500-H+B	738652		
50345897002	MW-10D	SM 4500-H+B	738652		
50345897003	MW-12D	SM 4500-H+B	738652		
50345897004	FB-1	SM 4500-H+B	738652		
50345897005	MW-6S	SM 4500-H+B	738652		
50345897006	MW-6I	SM 4500-H+B	738652		
50345897007	MW-6D	SM 4500-H+B	738652		
50345897001	MW-10S	SM 4500-S2-D	736266		
50345897002	MW-10D	SM 4500-S2-D	736266		
50345897003	MW-12D	SM 4500-S2-D	736266		
50345897004	FB-1	SM 4500-S2-D	736266		
50345897005	MW-6S	SM 4500-S2-D	736266		
50345897006	MW-6I	SM 4500-S2-D	736266		
50345897007	MW-6D	SM 4500-S2-D	736266		
50345897001	MW-10S	HACH 8146	736061		
50345897002	MW-10D	HACH 8146	736061		
50345897003	MW-12D	HACH 8146	736061		
50345897004	FB-1	HACH 8146	736061		

REPORT OF LABORATORY ANALYSIS

This report shall not be reproduced, except in full, without the written consent of Pace Analytical Services, LLC.



QUALITY CONTROL DATA CROSS REFERENCE TABLE

Project: Harding Street P1R1

Pace Project No.: 50345897

Lab ID	Sample ID	QC Batch Method	QC Batch	Analytical Method	Analytical Batch
50345897005	MW-6S	HACH 8146	736061		
50345897006	MW-6I	HACH 8146	736061		
50345897007	MW-6D	HACH 8146	736061		
50345897001	MW-10S	EPA 353.2	736171		
50345897002	MW-10D	EPA 353.2	736171		
50345897003	MW-12D	EPA 353.2	736171		
50345897004	FB-1	EPA 353.2	736171		
50345897005	MW-6S	EPA 353.2	736171		
50345897006	MW-6I	EPA 353.2	736171		
50345897007	MW-6D	EPA 353.2	736171		
50345897001	MW-10S	EPA 365.1	737922	EPA 365.1	738434
50345897002	MW-10D	EPA 365.1	737922	EPA 365.1	738434
50345897003	MW-12D	EPA 365.1	737922	EPA 365.1	738434
50345897004	FB-1	EPA 365.1	737922	EPA 365.1	738434
50345897005	MW-6S	EPA 365.1	737922	EPA 365.1	738434
50345897006	MW-6I	EPA 365.1	737922	EPA 365.1	738434
50345897007	MW-6D	EPA 365.1	737922	EPA 365.1	738434
50345897001	MW-10S	SM 5310C	738519		
50345897002	MW-10D	SM 5310C	738519		
50345897003	MW-12D	SM 5310C	738519		
50345897004	FB-1	SM 5310C	738519		
50345897005	MW-6S	SM 5310C	738519		
50345897006	MW-6I	SM 5310C	738519		
50345897007	MW-6D	SM 5310C	738519		
50345897001	MW-10S	SM 5310C	738250		
50345897002	MW-10D	SM 5310C	738250		
50345897003	MW-12D	SM 5310C	738250		
50345897005	MW-6S	SM 5310C	738250		
50345897006	MW-6I	SM 5310C	738250		
50345897007	MW-6D	SM 5310C	738250		

REPORT OF LABORATORY ANALYSIS

This report shall not be reproduced, except in full, without the written consent of Pace Analytical Services, LLC.



SAMPLE CONDITION UPON RECEIPT FORM

Date/Time and Initials of person examining contents: MR 8/26/23 0815

1. Courier: FED EX UPS CLIENT PACE USPS OTHER

2. Custody Seal on Cooler/Box Present: Yes No

(If yes)Seals Intact: Yes No (leave blank if no seals were present)

3. Thermometer: 1 2 3 4 5 6 A B C D E F

4. Cooler Temperature(s): 5.9/5.9 4.4/4.4 3.9/3.9 5.2/5.2
 (Initial/Corrected) RECORD TEMPS OF ALL COOLERS RECEIVED (use Comments below to add more)

5. Packing Material: Bubble Wrap Bubble Bags
 None Other

6. Ice Type: Wet Blue None

7. If temp. is over 6°C or under 0°C, was the PM notified?: Yes No
 Cooler temp should be above freezing to 6°C

All discrepancies will be written out in the comments section below.

	Yes	No		Yes	No	N/A
USDA Regulated Soils? (HI, ID, NY, WA, OR,CA, NM, TX, OK, AR, LA, TN, AL, MS, NC, SC, GA, FL, or Puerto Rico)		<input checked="" type="checkbox"/>	All containers needing acid/base preservation have been pH CHECKED?: Exceptions: VOA, coliform, LLHg, O&G, RAD CHEM, and any container with a septum cap or preserved with HCl.			
Short Hold Time Analysis (48 hours or less)? Analysis: <u>NO3</u>	<input checked="" type="checkbox"/>		Circle: <u>HNO3</u> (>2) <u>H2SO4</u> (<2) NaOH (>10) <u>NaOH/ZnAc</u> (>9) Any non-conformance to pH recommendations will be noted on the container count form	<input checked="" type="checkbox"/>		
Time 5035A TC placed in Freezer or Short Holds To Lab Time: <u>0915</u>			Residual Chlorine Check (SVOC 625 Pest/PCB 608)	<u>Present</u>	<u>Absent</u>	<u>N/A</u>
Rush TAT Requested (4 days or less):		<input checked="" type="checkbox"/>	Residual Chlorine Check (Total/Amenable/Free Cyanide)			<u>—</u>
Custody Signatures Present?	<input checked="" type="checkbox"/>		Headspace Wisconsin Sulfide?			<u>—</u>
Containers Intact?:	<input checked="" type="checkbox"/>		Headspace in VOA Vials (>6mm): See Containter Count form for details	<u>Present</u>	<u>Absent</u>	<u>No VOA Vials Sent</u>
Sample Label (IDs/Dates/Times) Match COC?: Except TCs, which only require sample ID	<input checked="" type="checkbox"/>		Trip Blank Present?		<input checked="" type="checkbox"/>	
Extra labels on Terracore Vials? (soils only)			Trip Blank Custody Seals?:		<input checked="" type="checkbox"/>	

COMMENTS:

Sample Container Count

** Place a RED dot on containers that are out of conformance **

COC Line Item	WGFU	MeOH (only) SBS DI	VIALS						AMBER GLASS						PLASTIC						OTHER			Matrix	HNO3 <2	H2SO4 <2	NaOH >10	Sodium Hydroxide/ ZnAc						
			R	DG9H	VG9H	VOA VIAL HS (>6mm)	VG9U	DG9U	VG9T	AG0U	AG1H	AG1U	AG2U	AG3S	AG3SF	AG3C	BP1U	BP1N	BP2U	BP3U	BP3N	BP3F	BP3S						BP3B	BP3Z	CG3H	CG3F	Syringe Kit	NaOH/Zn Ac >9
1												1	1			2	2	1	1	1	1			1						5	✓	✓		✓
2												1	1			1	1	1	1	1	1			1										
3												1	1			1	1	1	1	1	1			1										
4												1	1			1	1	1	1	1	1			1										
5												1	1			1	1	1	1	1	1			1										
6												3	3			6	6	3	3	3	3			3										
7												1	1			2	2	1	1	1	1			1										
8																																		
9																																		
10																																		
11																																		
12																																		

Container Codes

Glass			
DG9H	40mL HCl amber voa vial	BG1T	1L Na Thiosulfate clear glass
DG9P	40mL TSP amber vial	BG1U	1L unpreserved glass
DG9S	40mL H2SO4 amber vial	BG3H	250mL HCl Clear Glass
DG9T	40mL Na Thio amber vial	BG3U	250mL Unpres Clear Glass
DG9U	40mL unpreserved amber vial	AG0U	100mL unpres amber glass
VG9H	40mL HCl clear vial	AG1H	1L HCl amber glass
VG9T	40mL Na Thio. clear vial	AG1S	1L H2SO4 amber glass
VG9U	40mL unpreserved clear vial	AG1T	1L Na Thiosulfate amber glass
I	40mL w/hexane wipe vial	AG1U	1liter unpres amber glass
WGKU	8oz unpreserved clear jar	AG2N	500mL HNO3 amber glass
WGFU	4oz clear soil jar	AG2S	500mL H2SO4 amber glass
JGFU	4oz unpreserved amber wide	AG2U	500mL unpres amber glass
CG3H	250mL clear glass HCl	AG3S	250mL H2SO4 amber glass
CG3F	250mL clear glass HCl, Field Filter	AG3SF	250mL H2SO4 amb glass -field filtered
BG1H	1L HCl clear glass	AG3U	250mL unpres amber glass
BG1S	1L H2SO4 clear glass	AG3C	250mL NaOH amber glass

Plastic	
BP4U	125mL unpreserved plastic
BP4N	125mL HNO3 plastic
BP4S	125mL H2SO4 plastic
Miscellaneous	
Syringe Kit	LL Cr+6 sampling kit
ZPLC	Ziploc Bag
R	Terracore Kit
SP5T	120mL Coliform Sodium Thiosulfate
GN	General Container
U	Summa Can (air sample)
WT	Water
SL	Solid Solid
OL:	Oil
NAL	Non-aqueous liquid
WP	Wipe



August 01, 2023

Mr. Mark Breting
ATC Group Services
7988 Centerpoint Drive
Suite 100
Indianapolis, IN 46256

RE: Project: Harding Street P1R1
Pace Project No.: 50345920

Dear Mr. Breting:

Enclosed are the analytical results for sample(s) received by the laboratory on May 26, 2023. The results relate only to the samples included in this report. Results reported herein conform to the applicable TNI/NELAC Standards and the laboratory's Quality Manual, where applicable, unless otherwise noted in the body of the report.

The test results provided in this final report were generated by each of the following laboratories within the Pace Network:

- Pace Analytical Services - Indianapolis
- Pace Analytical Services - Greensburg

If you have any questions concerning this report, please feel free to contact me.

Sincerely,

Will Statz
will.statz@pacelabs.com
(317)228-3105
Project Manager

Enclosures

cc: Mohammed Bazlamit, Atlas
Mr. Robert Miller, Haley & Aldrich



REPORT OF LABORATORY ANALYSIS

This report shall not be reproduced, except in full,
without the written consent of Pace Analytical Services, LLC.



CERTIFICATIONS

Project: Harding Street P1R1

Pace Project No.: 50345920

Pace Analytical Services Pennsylvania

1638 Roseytown Rd Suites 2,3&4, Greensburg, PA 15601
 ANAB DOD-ELAP Rad Accreditation #: L2417
 ANABISO/IEC 17025:2017 Rad Cert#: L24170
 Alabama Certification #: 41590
 Arizona Certification #: AZ0734
 Arkansas Certification
 California Certification #: 2950
 Colorado Certification #: PA01547
 Connecticut Certification #: PH-0694
 EPA Region 4 DW Rad
 Florida/TNI Certification #: E87683
 Georgia Certification #: C040
 Guam Certification
 Hawaii Certification
 Idaho Certification
 Illinois Certification
 Indiana Certification
 Iowa Certification #: 391
 Kansas Certification #: E-10358
 Kentucky Certification #: KY90133
 KY WW Permit #: KY0098221
 KY WW Permit #: KY0000221
 Louisiana DHH/TNI Certification #: LA010
 Louisiana DEQ/TNI Certification #: 04086
 Maine Certification #: 2023021
 Maryland Certification #: 308
 Massachusetts Certification #: M-PA1457
 Michigan/PADEP Certification #: 9991

Missouri Certification #: 235
 Montana Certification #: Cert0082
 Nebraska Certification #: NE-OS-29-14
 Nevada Certification #: PA014572023-03
 New Hampshire/TNI Certification #: 297622
 New Jersey/TNI Certification #: PA051
 New Mexico Certification #: PA01457
 New York/TNI Certification #: 10888
 North Carolina Certification #: 42706
 North Dakota Certification #: R-190
 Ohio EPA Rad Approval: #41249
 Oregon/TNI Certification #: PA200002-015
 Pennsylvania/TNI Certification #: 65-00282
 Puerto Rico Certification #: PA01457
 Rhode Island Certification #: 65-00282
 South Dakota Certification
 Tennessee Certification #: TN02867
 Texas/TNI Certification #: T104704188-22-18
 Utah/TNI Certification #: PA014572223-14
 USDA Soil Permit #: 525-23-67-77263
 Vermont Dept. of Health: ID# VT-0282
 Virgin Island/PADEP Certification
 Virginia/VELAP Certification #: 460198
 Washington Certification #: C868
 West Virginia DEP Certification #: 143
 West Virginia DHHR Certification #: 9964C
 Wisconsin Approve List for Rad

Pace Analytical Services Indianapolis

7726 Moller Road, Indianapolis, IN 46268
 Illinois Accreditation #: 200074
 Indiana Drinking Water Laboratory #: C-49-06
 Kansas/TNI Certification #: E-10177
 Kentucky UST Agency Interest #: 80226
 Kentucky WW Laboratory ID #: 98019
 Michigan Drinking Water Laboratory #9050

Ohio VAP Certified Laboratory #: CL0065
 Oklahoma Laboratory #: 9204
 Texas Certification #: T104704355
 Wisconsin Laboratory #: 999788130
 USDA Foreign Soil Permit #: 525-23-13-23119
 USDA Compliance Agreement #: IN-SL-22-001

REPORT OF LABORATORY ANALYSIS

This report shall not be reproduced, except in full,
 without the written consent of Pace Analytical Services, LLC.



SAMPLE SUMMARY

Project: Harding Street P1R1

Pace Project No.: 50345920

Lab ID	Sample ID	Matrix	Date Collected	Date Received
50345920001	MW-4I	Water	05/25/23 14:00	05/26/23 10:45
50345920002	MW-4D	Water	05/25/23 15:10	05/26/23 10:45
50345920003	MW-4D MS	Water	05/25/23 15:10	05/26/23 10:45
50345920004	MW-4D MSD	Water	05/25/23 15:10	05/26/23 10:45
50345920005	MW-11S	Water	05/25/23 10:45	05/26/23 10:45
50345920006	DUP-3	Water	05/25/23 08:00	05/26/23 10:45

REPORT OF LABORATORY ANALYSIS

This report shall not be reproduced, except in full,
without the written consent of Pace Analytical Services, LLC.



SAMPLE ANALYTE COUNT

Project: Harding Street P1R1
 Pace Project No.: 50345920

Lab ID	Sample ID	Method	Analysts	Analytes Reported	Laboratory		
50345920001	MW-4I	EPA 9056	ADM	3	PASI-I		
		EPA 6010	MTM	14	PASI-I		
		EPA 6010	JPK	3	PASI-I		
		EPA 6020	CAW	7	PASI-I		
		EPA 7470	ILP	1	PASI-I		
		EPA 903.1	CLM	1	PASI-PA		
		EPA 904.0	VAL	1	PASI-PA		
		Total Radium Calculation	JAL	1	PASI-PA		
		SM 2320B	DAW	3	PASI-I		
		SM 2540C	AEL	1	PASI-I		
		SM 4500-H+B	BMS	1	PASI-I		
		SM 4500-S2-D	STS	1	PASI-I		
		HACH 8146	BEP	1	PASI-I		
		EPA 353.2	ZM	2	PASI-I		
		EPA 365.1	YAM	1	PASI-I		
		SM 5310C	MMS	1	PASI-I		
		SM 5310C	MMS	1	PASI-I		
		50345920002	MW-4D	EPA 9056	ADM	3	PASI-I
				EPA 6010	MTM	14	PASI-I
EPA 6010	JPK			3	PASI-I		
EPA 6020	CAW			7	PASI-I		
EPA 7470	ILP			1	PASI-I		
EPA 903.1	CLM			1	PASI-PA		
EPA 904.0	VAL			1	PASI-PA		
Total Radium Calculation	JAL			1	PASI-PA		
SM 2320B	DAW			3	PASI-I		
SM 2540C	AEL			1	PASI-I		
SM 4500-H+B	BMS			1	PASI-I		
SM 4500-S2-D	STS			1	PASI-I		
HACH 8146	BEP			1	PASI-I		
EPA 353.2	ZM			2	PASI-I		
EPA 365.1	YAM			1	PASI-I		
SM 5310C	MMS			1	PASI-I		
SM 5310C	MMS			1	PASI-I		
50345920003	MW-4D MS			EPA 903.1	CLM	1	PASI-PA
				EPA 904.0	VAL	1	PASI-PA
50345920004	MW-4D MSD	EPA 903.1	CLM	1	PASI-PA		

REPORT OF LABORATORY ANALYSIS

This report shall not be reproduced, except in full,
 without the written consent of Pace Analytical Services, LLC.



SAMPLE ANALYTE COUNT

Project: Harding Street P1R1
 Pace Project No.: 50345920

Lab ID	Sample ID	Method	Analysts	Analytes Reported	Laboratory
50345920005	MW-11S	EPA 904.0	VAL	1	PASI-PA
		EPA 9056	ADM	3	PASI-I
		EPA 6010	MTM	14	PASI-I
		EPA 6010	JPK	3	PASI-I
		EPA 6020	CAW	7	PASI-I
		EPA 7470	ILP	1	PASI-I
		EPA 903.1	CLM	1	PASI-PA
		EPA 904.0	VAL	1	PASI-PA
		Total Radium Calculation	JAL	1	PASI-PA
		SM 2320B	DAW	3	PASI-I
		SM 2540C	AEL	1	PASI-I
		SM 4500-H+B	BMS	1	PASI-I
		SM 4500-S2-D	STS	1	PASI-I
		HACH 8146	BEP	1	PASI-I
		EPA 353.2	ZM	2	PASI-I
		EPA 365.1	YAM	1	PASI-I
		50345920006	DUP-3	SM 5310C	MMS
SM 5310C	MMS			1	PASI-I
EPA 9056	ADM			3	PASI-I
EPA 6010	MTM			14	PASI-I
EPA 6010	JPK			3	PASI-I
EPA 6020	CAW			7	PASI-I
EPA 7470	ILP			1	PASI-I
EPA 903.1	CLM			1	PASI-PA
EPA 904.0	VAL			1	PASI-PA
Total Radium Calculation	JAL			1	PASI-PA
SM 2320B	DAW			3	PASI-I
SM 2540C	AEL			1	PASI-I
SM 4500-H+B	BMS			1	PASI-I
SM 4500-S2-D	STS			1	PASI-I
HACH 8146	BEP			1	PASI-I
EPA 353.2	ZM			2	PASI-I
EPA 365.1	YAM			1	PASI-I
SM 5310C	MMS	1	PASI-I		
SM 5310C	MMS	1	PASI-I		

PASI-I = Pace Analytical Services - Indianapolis
 PASI-PA = Pace Analytical Services - Greensburg

REPORT OF LABORATORY ANALYSIS

This report shall not be reproduced, except in full,
 without the written consent of Pace Analytical Services, LLC.



SUMMARY OF DETECTION

Project: Harding Street P1R1

Pace Project No.: 50345920

Lab Sample ID	Client Sample ID	Result	Units	Report Limit	Analyzed	Qualifiers
Method	Parameters					
50345920001	MW-4I					
EPA 9056	Chloride	124	mg/L	2.5	06/08/23 03:40	
EPA 9056	Fluoride	0.15	mg/L	0.10	06/08/23 03:22	
EPA 9056	Sulfate	46.1	mg/L	2.5	06/08/23 03:40	
EPA 6010	Barium	59.6	ug/L	10.0	06/09/23 17:46	
EPA 6010	Boron	626	ug/L	100	06/09/23 17:46	
EPA 6010	Calcium	87200	ug/L	1000	06/09/23 17:46	
EPA 6010	Iron	1320	ug/L	100	06/09/23 17:46	
EPA 6010	Magnesium	20400	ug/L	1000	06/09/23 17:46	
EPA 6010	Manganese	159	ug/L	10.0	06/09/23 17:46	
EPA 6010	Potassium	2280	ug/L	1000	06/09/23 17:46	
EPA 6010	Silica	12000	ug/L	450	06/09/23 17:46	N2
EPA 6010	Sodium	67400	ug/L	1000	06/09/23 17:46	
EPA 6010	Iron, Dissolved	1120	ug/L	100	06/09/23 03:14	
EPA 6010	Manganese, Dissolved	151	ug/L	10.0	06/09/23 03:14	
EPA 6020	Arsenic	2.0	ug/L	1.0	06/08/23 03:25	
EPA 903.1	Radium-226	-0.138 ± 0.384 (0.907)	pCi/L		06/21/23 16:09	
EPA 904.0	Radium-228	0.834 ± 0.396 (0.677) C:81% T:92%	pCi/L		06/19/23 12:12	
Total Radium Calculation	Total Radium	0.834 ± 0.780 (1.58)	pCi/L		06/22/23 08:06	
SM 2320B	Alkalinity, Total as CaCO3	257	mg/L	10.0	05/27/23 00:57	
SM 2320B	Alkalinity, Bicarbonate (CaCO3)	257	mg/L	10.0	05/27/23 00:57	
SM 2540C	Total Dissolved Solids	522	mg/L	10.0	06/01/23 08:27	
SM 4500-H+B	pH at 25 Degrees C	7.7	Std. Units	0.10	06/10/23 19:45	H3
EPA 353.2	Nitrogen, Nitrate	0.35	mg/L	0.10	05/26/23 19:51	
SM 5310C	Total Organic Carbon	1.0	mg/L	1.0	06/10/23 07:42	
SM 5310C	Dissolved Organic Carbon	1.8	mg/L	1.0	06/09/23 00:32	
50345920002	MW-4D					
EPA 9056	Chloride	108	mg/L	2.5	06/08/23 04:33	
EPA 9056	Fluoride	0.22	mg/L	0.10	06/08/23 04:15	
EPA 9056	Sulfate	48.2	mg/L	0.25	06/08/23 04:15	
EPA 6010	Barium	70.5	ug/L	10.0	06/09/23 17:48	
EPA 6010	Boron	260	ug/L	100	06/09/23 17:48	
EPA 6010	Calcium	77500	ug/L	1000	06/09/23 17:48	
EPA 6010	Iron	1700	ug/L	100	06/09/23 17:48	
EPA 6010	Magnesium	20400	ug/L	1000	06/09/23 17:48	
EPA 6010	Manganese	118	ug/L	10.0	06/09/23 17:48	
EPA 6010	Potassium	2930	ug/L	1000	06/09/23 17:48	
EPA 6010	Silica	13000	ug/L	450	06/09/23 17:48	N2
EPA 6010	Sodium	66600	ug/L	1000	06/09/23 17:48	
EPA 6010	Iron, Dissolved	1660	ug/L	100	06/09/23 03:16	
EPA 6010	Manganese, Dissolved	117	ug/L	10.0	06/09/23 03:16	

REPORT OF LABORATORY ANALYSIS

This report shall not be reproduced, except in full,
without the written consent of Pace Analytical Services, LLC.



SUMMARY OF DETECTION

Project: Harding Street P1R1

Pace Project No.: 50345920

Lab Sample ID	Client Sample ID	Result	Units	Report Limit	Analyzed	Qualifiers
Method	Parameters					
50345920002	MW-4D					
EPA 6020	Arsenic	2.1	ug/L	1.0	06/08/23 03:29	
EPA 903.1	Radium-226	0.202 ± 0.371 (0.662) C:NA T:99%	pCi/L		06/21/23 16:09	
EPA 904.0	Radium-228	1.14 ± 0.388 (0.502) C:89% T:89%	pCi/L		06/19/23 12:12	
Total Radium Calculation	Total Radium	1.34 ± 0.759 (1.16)	pCi/L		06/22/23 08:06	
SM 2320B	Alkalinity, Total as CaCO3	255	mg/L	10.0	05/27/23 00:57	
SM 2320B	Alkalinity,Bicarbonate (CaCO3)	255	mg/L	10.0	05/27/23 00:57	
SM 2540C	Total Dissolved Solids	480	mg/L	10.0	06/01/23 08:27	
SM 4500-H+B	pH at 25 Degrees C	8.2	Std. Units	0.10	06/10/23 19:46	H3
SM 5310C	Dissolved Organic Carbon	1.9	mg/L	1.0	06/10/23 10:21	
50345920003	MW-4D MS					
EPA 903.1	Radium-226	71.70 %REC ± NA (NA) C:NA T:NA	pCi/L		06/21/23 16:09	
EPA 904.0	Radium-228	61.32 %REC ± NA (NA) C:NA T:NA	pCi/L		06/19/23 15:51	
50345920004	MW-4D MSD					
EPA 903.1	Radium-226	82.33 %REC 13.81RPD ± NA (NA) C:NA T:NA	pCi/L		06/21/23 16:09	
EPA 904.0	Radium-228	75.74 %REC 21.04RPD ± NA (NA) C:NA T:NA	pCi/L		06/19/23 15:51	
50345920005	MW-11S					
EPA 9056	Chloride	28.5	mg/L	2.5	06/08/23 07:50	
EPA 9056	Fluoride	1.6	mg/L	0.10	06/08/23 07:32	
EPA 9056	Sulfate	105	mg/L	2.5	06/08/23 07:50	
EPA 6010	Barium	74.3	ug/L	10.0	06/09/23 17:59	
EPA 6010	Boron	674	ug/L	100	06/09/23 17:59	
EPA 6010	Calcium	50200	ug/L	1000	06/09/23 17:59	
EPA 6010	Iron	257	ug/L	100	06/09/23 17:59	
EPA 6010	Magnesium	30100	ug/L	1000	06/09/23 17:59	
EPA 6010	Manganese	13.3	ug/L	10.0	06/09/23 17:59	
EPA 6010	Molybdenum	77.9	ug/L	10.0	06/09/23 17:59	
EPA 6010	Potassium	1590	ug/L	1000	06/09/23 17:59	

REPORT OF LABORATORY ANALYSIS

This report shall not be reproduced, except in full,
without the written consent of Pace Analytical Services, LLC.



SUMMARY OF DETECTION

Project: Harding Street P1R1
 Pace Project No.: 50345920

Lab Sample ID	Client Sample ID	Result	Units	Report Limit	Analyzed	Qualifiers
Method	Parameters					
50345920005	MW-11S					
EPA 6010	Silica	15300	ug/L	450	06/09/23 17:59	N2
EPA 6010	Sodium	20800	ug/L	1000	06/09/23 17:59	
EPA 6010	Molybdenum, Dissolved	77.9	ug/L	10.0	06/09/23 03:27	
EPA 6020	Arsenic	2.8	ug/L	1.0	06/08/23 03:59	
EPA 903.1	Radium-226	0.344 ± 0.523 (0.901)	pCi/L		06/21/23 16:09	
EPA 904.0	Radium-228	C:NA T:94% 0.576 ± 0.335 (0.602)	pCi/L		06/19/23 15:51	
		C:87% T:84%				
Total Radium Calculation	Total Radium	0.920 ± 0.858 (1.50)	pCi/L		06/22/23 08:06	
SM 2320B	Alkalinity, Total as CaCO3	204	mg/L	10.0	05/27/23 00:57	
SM 2320B	Alkalinity, Bicarbonate (CaCO3)	204	mg/L	10.0	05/27/23 00:57	
SM 2540C	Total Dissolved Solids	430	mg/L	10.0	06/01/23 08:27	
SM 4500-H+B	pH at 25 Degrees C	8.0	Std. Units	0.10	06/10/23 19:49	H3
SM 5310C	Dissolved Organic Carbon	1.6	mg/L	1.0	06/09/23 00:51	
50345920006	DUP-3					
EPA 9056	Chloride	27.9	mg/L	2.5	06/08/23 05:09	
EPA 9056	Fluoride	1.6	mg/L	0.10	06/08/23 04:51	
EPA 9056	Sulfate	103	mg/L	2.5	06/08/23 05:09	
EPA 6010	Barium	74.2	ug/L	10.0	06/09/23 18:01	
EPA 6010	Boron	670	ug/L	100	06/09/23 18:01	
EPA 6010	Calcium	50200	ug/L	1000	06/09/23 18:01	
EPA 6010	Iron	259	ug/L	100	06/09/23 18:01	
EPA 6010	Magnesium	30100	ug/L	1000	06/09/23 18:01	
EPA 6010	Manganese	13.0	ug/L	10.0	06/09/23 18:01	
EPA 6010	Molybdenum	78.4	ug/L	10.0	06/09/23 18:01	
EPA 6010	Potassium	1550	ug/L	1000	06/09/23 18:01	
EPA 6010	Silica	15300	ug/L	450	06/09/23 18:01	N2
EPA 6010	Sodium	20700	ug/L	1000	06/09/23 18:01	
EPA 6010	Molybdenum, Dissolved	78.4	ug/L	10.0	06/09/23 03:29	
EPA 6020	Arsenic	2.8	ug/L	1.0	06/08/23 04:02	
EPA 903.1	Radium-226	0.476 ± 0.662 (1.12) C:NA	pCi/L		06/21/23 16:09	
EPA 904.0	Radium-228	T:97% 0.267 ± 0.295 (0.615)	pCi/L		06/19/23 15:51	
		C:89% T:90%				
Total Radium Calculation	Total Radium	0.743 ± 0.957 (1.74)	pCi/L		06/22/23 08:06	
SM 2320B	Alkalinity, Total as CaCO3	206	mg/L	10.0	05/27/23 00:57	

REPORT OF LABORATORY ANALYSIS

This report shall not be reproduced, except in full,
 without the written consent of Pace Analytical Services, LLC.



SUMMARY OF DETECTION

Project: Harding Street P1R1

Pace Project No.: 50345920

Lab Sample ID Method	Client Sample ID Parameters	Result	Units	Report Limit	Analyzed	Qualifiers
50345920006	DUP-3					
SM 2320B	Alkalinity,Bicarbonate (CaCO3)	206	mg/L	10.0	05/27/23 00:57	
SM 2540C	Total Dissolved Solids	422	mg/L	10.0	06/01/23 08:28	
SM 4500-H+B	pH at 25 Degrees C	8.2	Std. Units	0.10	06/10/23 19:49	H3
SM 5310C	Total Organic Carbon	1.0	mg/L	1.0	06/10/23 08:07	

REPORT OF LABORATORY ANALYSIS

This report shall not be reproduced, except in full,
without the written consent of Pace Analytical Services, LLC.



ANALYTICAL RESULTS

Project: Harding Street P1R1

Pace Project No.: 50345920

Sample: MW-4I Lab ID: 50345920001 Collected: 05/25/23 14:00 Received: 05/26/23 10:45 Matrix: Water

Parameters	Results	Units	Report			Prepared	Analyzed	CAS No.	Qual
			Limit	MDL	DF				
9056 IC Anions									
Analytical Method: EPA 9056									
Pace Analytical Services - Indianapolis									
Chloride	124	mg/L	2.5	0.67	10		06/08/23 03:40	16887-00-6	
Fluoride	0.15	mg/L	0.10	0.017	1		06/08/23 03:22	16984-48-8	
Sulfate	46.1	mg/L	2.5	0.85	10		06/08/23 03:40	14808-79-8	
6010 MET ICP									
Analytical Method: EPA 6010 Preparation Method: EPA 3010									
Pace Analytical Services - Indianapolis									
Aluminum	ND	ug/L	200	55.4	1	06/07/23 16:45	06/09/23 17:46	7429-90-5	
Barium	59.6	ug/L	10.0	2.1	1	06/07/23 16:45	06/09/23 17:46	7440-39-3	
Boron	626	ug/L	100	37.6	1	06/07/23 16:45	06/09/23 17:46	7440-42-8	
Cadmium	ND	ug/L	2.0	0.66	1	06/07/23 16:45	06/09/23 17:46	7440-43-9	
Calcium	87200	ug/L	1000	163	1	06/07/23 16:45	06/09/23 17:46	7440-70-2	
Iron	1320	ug/L	100	48.8	1	06/07/23 16:45	06/09/23 17:46	7439-89-6	
Lead	ND	ug/L	10.0	2.6	1	06/07/23 16:45	06/09/23 17:46	7439-92-1	
Lithium	ND	ug/L	20.0	6.2	1	06/07/23 16:45	06/09/23 17:46	7439-93-2	
Magnesium	20400	ug/L	1000	71.8	1	06/07/23 16:45	06/09/23 17:46	7439-95-4	
Manganese	159	ug/L	10.0	2.5	1	06/07/23 16:45	06/09/23 17:46	7439-96-5	
Molybdenum	ND	ug/L	10.0	3.7	1	06/07/23 16:45	06/09/23 17:46	7439-98-7	
Potassium	2280	ug/L	1000	281	1	06/07/23 16:45	06/09/23 17:46	7440-09-7	
Silica	12000	ug/L	450		1	06/07/23 16:45	06/09/23 17:46	7631-86-9	N2
Sodium	67400	ug/L	1000	214	1	06/07/23 16:45	06/09/23 17:46	7440-23-5	
6010 MET ICP, Dissolved									
Analytical Method: EPA 6010 Preparation Method: EPA 3010									
Pace Analytical Services - Indianapolis									
Iron, Dissolved	1120	ug/L	100	48.8	1	06/07/23 16:25	06/09/23 03:14	7439-89-6	
Manganese, Dissolved	151	ug/L	10.0	2.5	1	06/07/23 16:25	06/09/23 03:14	7439-96-5	
Molybdenum, Dissolved	ND	ug/L	10.0	3.7	1	06/07/23 16:25	06/09/23 03:14	7439-98-7	
6020 MET ICPMS									
Analytical Method: EPA 6020 Preparation Method: EPA 200.2									
Pace Analytical Services - Indianapolis									
Antimony	ND	ug/L	1.0	0.036	1	06/06/23 14:50	06/08/23 03:25	7440-36-0	
Arsenic	2.0	ug/L	1.0	0.053	1	06/06/23 14:50	06/08/23 03:25	7440-38-2	
Beryllium	ND	ug/L	0.20	0.028	1	06/06/23 14:50	06/08/23 03:25	7440-41-7	
Chromium	ND	ug/L	10.0	0.13	1	06/06/23 14:50	06/08/23 03:25	7440-47-3	
Cobalt	ND	ug/L	1.0	0.032	1	06/06/23 14:50	06/08/23 03:25	7440-48-4	
Selenium	ND	ug/L	1.0	0.23	1	06/06/23 14:50	06/08/23 03:25	7782-49-2	
Thallium	ND	ug/L	1.0	0.033	1	06/06/23 14:50	06/08/23 03:25	7440-28-0	
7470 Mercury									
Analytical Method: EPA 7470 Preparation Method: EPA 7470									
Pace Analytical Services - Indianapolis									
Mercury	ND	ug/L	0.20	0.12	1	06/06/23 18:35	06/07/23 09:09	7439-97-6	
2320B Alkalinity									
Analytical Method: SM 2320B									
Pace Analytical Services - Indianapolis									
Alkalinity, Total as CaCO3	257	mg/L	10.0	10.0	1		05/27/23 00:57		

REPORT OF LABORATORY ANALYSIS

This report shall not be reproduced, except in full,
without the written consent of Pace Analytical Services, LLC.



ANALYTICAL RESULTS

Project: Harding Street P1R1

Pace Project No.: 50345920

Parameters	Results	Units	Report Limit	MDL	DF	Prepared	Analyzed	CAS No.	Qual
Sample: MW-4I									
Lab ID: 50345920001									
Collected: 05/25/23 14:00									
Received: 05/26/23 10:45									
Matrix: Water									
2320B Alkalinity									
Analytical Method: SM 2320B									
Pace Analytical Services - Indianapolis									
Alkalinity,Bicarbonate (CaCO3)	257	mg/L	10.0	10.0	1		05/27/23 00:57		
Alkalinity,Carbonate (CaCO3)	ND	mg/L	10.0	10.0	1		05/27/23 00:57		
2540C Total Dissolved Solids									
Analytical Method: SM 2540C									
Pace Analytical Services - Indianapolis									
Total Dissolved Solids	522	mg/L	10.0	10.0	1		06/01/23 08:27		
4500H+ pH, Electrometric									
Analytical Method: SM 4500-H+B									
Pace Analytical Services - Indianapolis									
pH at 25 Degrees C	7.7	Std. Units	0.10	0.10	1		06/10/23 19:45		H3
4500S2D Sulfide Water									
Analytical Method: SM 4500-S2-D									
Pace Analytical Services - Indianapolis									
Sulfide	ND	mg/L	0.10	0.025	1		05/27/23 12:46	18496-25-8	
Iron, Ferrous									
Analytical Method: HACH 8146									
Pace Analytical Services - Indianapolis									
Iron, Ferrous	ND	mg/L	0.20	0.035	1		05/31/23 14:16	15438-31-0	H3,N2
353.2 Nitrogen, NO2/NO3 unpres									
Analytical Method: EPA 353.2									
Pace Analytical Services - Indianapolis									
Nitrogen, Nitrate	0.35	mg/L	0.10	0.011	1		05/26/23 19:51	14797-55-8	
Nitrogen, Nitrite	ND	mg/L	0.10	0.0040	1		05/26/23 19:51	14797-65-0	
365.1 Total Phosphorus									
Analytical Method: EPA 365.1 Preparation Method: EPA 365.1									
Pace Analytical Services - Indianapolis									
Phosphate as P04	ND	mg/L	0.15	0.15	1	06/07/23 11:00	06/08/23 13:26		
5310C TOC									
Analytical Method: SM 5310C									
Pace Analytical Services - Indianapolis									
Total Organic Carbon	1.0	mg/L	1.0	0.24	1		06/10/23 07:42	7440-44-0	
5310C Dissolved Organic Carbon									
Analytical Method: SM 5310C									
Pace Analytical Services - Indianapolis									
Dissolved Organic Carbon	1.8	mg/L	1.0	0.24	1		06/09/23 00:32		

REPORT OF LABORATORY ANALYSIS

This report shall not be reproduced, except in full,
without the written consent of Pace Analytical Services, LLC.

**ANALYTICAL RESULTS**

Project: Harding Street P1R1

Pace Project No.: 50345920

Sample: MW-4D **Lab ID: 50345920002** Collected: 05/25/23 15:10 Received: 05/26/23 10:45 Matrix: Water

Parameters	Results	Units	Report			Prepared	Analyzed	CAS No.	Qual
			Limit	MDL	DF				
9056 IC Anions									
Analytical Method: EPA 9056									
Pace Analytical Services - Indianapolis									
Chloride	108	mg/L	2.5	0.67	10		06/08/23 04:33	16887-00-6	
Fluoride	0.22	mg/L	0.10	0.017	1		06/08/23 04:15	16984-48-8	
Sulfate	48.2	mg/L	0.25	0.085	1		06/08/23 04:15	14808-79-8	
6010 MET ICP									
Analytical Method: EPA 6010 Preparation Method: EPA 3010									
Pace Analytical Services - Indianapolis									
Aluminum	ND	ug/L	200	55.4	1	06/07/23 16:45	06/09/23 17:48	7429-90-5	
Barium	70.5	ug/L	10.0	2.1	1	06/07/23 16:45	06/09/23 17:48	7440-39-3	
Boron	260	ug/L	100	37.6	1	06/07/23 16:45	06/09/23 17:48	7440-42-8	
Cadmium	ND	ug/L	2.0	0.66	1	06/07/23 16:45	06/09/23 17:48	7440-43-9	
Calcium	77500	ug/L	1000	163	1	06/07/23 16:45	06/09/23 17:48	7440-70-2	
Iron	1700	ug/L	100	48.8	1	06/07/23 16:45	06/09/23 17:48	7439-89-6	
Lead	ND	ug/L	10.0	2.6	1	06/07/23 16:45	06/09/23 17:48	7439-92-1	
Lithium	ND	ug/L	20.0	6.2	1	06/07/23 16:45	06/09/23 17:48	7439-93-2	
Magnesium	20400	ug/L	1000	71.8	1	06/07/23 16:45	06/09/23 17:48	7439-95-4	
Manganese	118	ug/L	10.0	2.5	1	06/07/23 16:45	06/09/23 17:48	7439-96-5	
Molybdenum	ND	ug/L	10.0	3.7	1	06/07/23 16:45	06/09/23 17:48	7439-98-7	
Potassium	2930	ug/L	1000	281	1	06/07/23 16:45	06/09/23 17:48	7440-09-7	
Silica	13000	ug/L	450		1	06/07/23 16:45	06/09/23 17:48	7631-86-9	N2
Sodium	66600	ug/L	1000	214	1	06/07/23 16:45	06/09/23 17:48	7440-23-5	
6010 MET ICP, Dissolved									
Analytical Method: EPA 6010 Preparation Method: EPA 3010									
Pace Analytical Services - Indianapolis									
Iron, Dissolved	1660	ug/L	100	48.8	1	06/07/23 16:25	06/09/23 03:16	7439-89-6	
Manganese, Dissolved	117	ug/L	10.0	2.5	1	06/07/23 16:25	06/09/23 03:16	7439-96-5	
Molybdenum, Dissolved	ND	ug/L	10.0	3.7	1	06/07/23 16:25	06/09/23 03:16	7439-98-7	
6020 MET ICPMS									
Analytical Method: EPA 6020 Preparation Method: EPA 200.2									
Pace Analytical Services - Indianapolis									
Antimony	ND	ug/L	1.0	0.036	1	06/06/23 14:50	06/08/23 03:29	7440-36-0	
Arsenic	2.1	ug/L	1.0	0.053	1	06/06/23 14:50	06/08/23 03:29	7440-38-2	
Beryllium	ND	ug/L	0.20	0.028	1	06/06/23 14:50	06/08/23 03:29	7440-41-7	
Chromium	ND	ug/L	10.0	0.13	1	06/06/23 14:50	06/08/23 03:29	7440-47-3	
Cobalt	ND	ug/L	1.0	0.032	1	06/06/23 14:50	06/08/23 03:29	7440-48-4	
Selenium	ND	ug/L	1.0	0.23	1	06/06/23 14:50	06/08/23 03:29	7782-49-2	
Thallium	ND	ug/L	1.0	0.033	1	06/06/23 14:50	06/08/23 03:29	7440-28-0	
7470 Mercury									
Analytical Method: EPA 7470 Preparation Method: EPA 7470									
Pace Analytical Services - Indianapolis									
Mercury	ND	ug/L	0.20	0.12	1	06/06/23 18:35	06/07/23 09:12	7439-97-6	
2320B Alkalinity									
Analytical Method: SM 2320B									
Pace Analytical Services - Indianapolis									
Alkalinity, Total as CaCO3	255	mg/L	10.0	10.0	1		05/27/23 00:57		

REPORT OF LABORATORY ANALYSIS

This report shall not be reproduced, except in full,
without the written consent of Pace Analytical Services, LLC.



ANALYTICAL RESULTS

Project: Harding Street P1R1
 Pace Project No.: 50345920

Sample: MW-4D		Lab ID: 50345920002		Collected: 05/25/23 15:10	Received: 05/26/23 10:45	Matrix: Water			
Parameters	Results	Units	Report Limit	MDL	DF	Prepared	Analyzed	CAS No.	Qual
2320B Alkalinity		Analytical Method: SM 2320B Pace Analytical Services - Indianapolis							
Alkalinity,Bicarbonate (CaCO3)	255	mg/L	10.0	10.0	1		05/27/23 00:57		
Alkalinity,Carbonate (CaCO3)	ND	mg/L	10.0	10.0	1		05/27/23 00:57		
2540C Total Dissolved Solids		Analytical Method: SM 2540C Pace Analytical Services - Indianapolis							
Total Dissolved Solids	480	mg/L	10.0	10.0	1		06/01/23 08:27		
4500H+ pH, Electrometric		Analytical Method: SM 4500-H+B Pace Analytical Services - Indianapolis							
pH at 25 Degrees C	8.2	Std. Units	0.10	0.10	1		06/10/23 19:46		H3
4500S2D Sulfide Water		Analytical Method: SM 4500-S2-D Pace Analytical Services - Indianapolis							
Sulfide	ND	mg/L	0.10	0.025	1		05/27/23 13:22	18496-25-8	
Iron, Ferrous		Analytical Method: HACH 8146 Pace Analytical Services - Indianapolis							
Iron, Ferrous	ND	mg/L	0.20	0.035	1		05/31/23 14:17	15438-31-0	H3,N2
353.2 Nitrogen, NO2/NO3 unpres		Analytical Method: EPA 353.2 Pace Analytical Services - Indianapolis							
Nitrogen, Nitrate	ND	mg/L	0.10	0.011	1		05/26/23 20:09	14797-55-8	
Nitrogen, Nitrite	ND	mg/L	0.10	0.0040	1		05/26/23 20:09	14797-65-0	
365.1 Total Phosphorus		Analytical Method: EPA 365.1 Preparation Method: EPA 365.1 Pace Analytical Services - Indianapolis							
Phosphate as P04	ND	mg/L	0.15	0.15	1	06/07/23 11:00	06/08/23 13:27		
5310C TOC		Analytical Method: SM 5310C Pace Analytical Services - Indianapolis							
Total Organic Carbon	ND	mg/L	1.0	0.24	1		06/10/23 05:16	7440-44-0	
5310C Dissolved Organic Carbon		Analytical Method: SM 5310C Pace Analytical Services - Indianapolis							
Dissolved Organic Carbon	1.9	mg/L	1.0	0.24	1		06/10/23 10:21		

REPORT OF LABORATORY ANALYSIS

This report shall not be reproduced, except in full,
 without the written consent of Pace Analytical Services, LLC.



ANALYTICAL RESULTS

Project: Harding Street P1R1

Pace Project No.: 50345920

Sample: MW-11S Lab ID: 50345920005 Collected: 05/25/23 10:45 Received: 05/26/23 10:45 Matrix: Water

Parameters	Results	Units	Report			Prepared	Analyzed	CAS No.	Qual
			Limit	MDL	DF				
9056 IC Anions									
Analytical Method: EPA 9056									
Pace Analytical Services - Indianapolis									
Chloride	28.5	mg/L	2.5	0.67	10		06/08/23 07:50	16887-00-6	
Fluoride	1.6	mg/L	0.10	0.017	1		06/08/23 07:32	16984-48-8	
Sulfate	105	mg/L	2.5	0.85	10		06/08/23 07:50	14808-79-8	
6010 MET ICP									
Analytical Method: EPA 6010 Preparation Method: EPA 3010									
Pace Analytical Services - Indianapolis									
Aluminum	ND	ug/L	200	55.4	1	06/07/23 16:45	06/09/23 17:59	7429-90-5	
Barium	74.3	ug/L	10.0	2.1	1	06/07/23 16:45	06/09/23 17:59	7440-39-3	
Boron	674	ug/L	100	37.6	1	06/07/23 16:45	06/09/23 17:59	7440-42-8	
Cadmium	ND	ug/L	2.0	0.66	1	06/07/23 16:45	06/09/23 17:59	7440-43-9	
Calcium	50200	ug/L	1000	163	1	06/07/23 16:45	06/09/23 17:59	7440-70-2	
Iron	257	ug/L	100	48.8	1	06/07/23 16:45	06/09/23 17:59	7439-89-6	
Lead	ND	ug/L	10.0	2.6	1	06/07/23 16:45	06/09/23 17:59	7439-92-1	
Lithium	ND	ug/L	20.0	6.2	1	06/07/23 16:45	06/09/23 17:59	7439-93-2	
Magnesium	30100	ug/L	1000	71.8	1	06/07/23 16:45	06/09/23 17:59	7439-95-4	
Manganese	13.3	ug/L	10.0	2.5	1	06/07/23 16:45	06/09/23 17:59	7439-96-5	
Molybdenum	77.9	ug/L	10.0	3.7	1	06/07/23 16:45	06/09/23 17:59	7439-98-7	
Potassium	1590	ug/L	1000	281	1	06/07/23 16:45	06/09/23 17:59	7440-09-7	
Silica	15300	ug/L	450		1	06/07/23 16:45	06/09/23 17:59	7631-86-9	N2
Sodium	20800	ug/L	1000	214	1	06/07/23 16:45	06/09/23 17:59	7440-23-5	
6010 MET ICP, Dissolved									
Analytical Method: EPA 6010 Preparation Method: EPA 3010									
Pace Analytical Services - Indianapolis									
Iron, Dissolved	ND	ug/L	100	48.8	1	06/07/23 16:25	06/09/23 03:27	7439-89-6	
Manganese, Dissolved	ND	ug/L	10.0	2.5	1	06/07/23 16:25	06/09/23 03:27	7439-96-5	
Molybdenum, Dissolved	77.9	ug/L	10.0	3.7	1	06/07/23 16:25	06/09/23 03:27	7439-98-7	
6020 MET ICPMS									
Analytical Method: EPA 6020 Preparation Method: EPA 200.2									
Pace Analytical Services - Indianapolis									
Antimony	ND	ug/L	1.0	0.036	1	06/06/23 14:50	06/08/23 03:59	7440-36-0	
Arsenic	2.8	ug/L	1.0	0.053	1	06/06/23 14:50	06/08/23 03:59	7440-38-2	
Beryllium	ND	ug/L	0.20	0.028	1	06/06/23 14:50	06/08/23 03:59	7440-41-7	
Chromium	ND	ug/L	10.0	0.13	1	06/06/23 14:50	06/08/23 03:59	7440-47-3	
Cobalt	ND	ug/L	1.0	0.032	1	06/06/23 14:50	06/08/23 03:59	7440-48-4	
Selenium	ND	ug/L	1.0	0.23	1	06/06/23 14:50	06/08/23 03:59	7782-49-2	
Thallium	ND	ug/L	1.0	0.033	1	06/06/23 14:50	06/08/23 03:59	7440-28-0	
7470 Mercury									
Analytical Method: EPA 7470 Preparation Method: EPA 7470									
Pace Analytical Services - Indianapolis									
Mercury	ND	ug/L	0.20	0.12	1	06/06/23 18:35	06/07/23 09:24	7439-97-6	
2320B Alkalinity									
Analytical Method: SM 2320B									
Pace Analytical Services - Indianapolis									
Alkalinity, Total as CaCO3	204	mg/L	10.0	10.0	1		05/27/23 00:57		

REPORT OF LABORATORY ANALYSIS

This report shall not be reproduced, except in full,
without the written consent of Pace Analytical Services, LLC.



ANALYTICAL RESULTS

Project: Harding Street P1R1
 Pace Project No.: 50345920

Sample: MW-11S		Lab ID: 50345920005		Collected: 05/25/23 10:45	Received: 05/26/23 10:45	Matrix: Water			
Parameters	Results	Units	Report Limit	MDL	DF	Prepared	Analyzed	CAS No.	Qual
2320B Alkalinity		Analytical Method: SM 2320B Pace Analytical Services - Indianapolis							
Alkalinity,Bicarbonate (CaCO3)	204	mg/L	10.0	10.0	1		05/27/23 00:57		
Alkalinity,Carbonate (CaCO3)	ND	mg/L	10.0	10.0	1		05/27/23 00:57		
2540C Total Dissolved Solids		Analytical Method: SM 2540C Pace Analytical Services - Indianapolis							
Total Dissolved Solids	430	mg/L	10.0	10.0	1		06/01/23 08:27		
4500H+ pH, Electrometric		Analytical Method: SM 4500-H+B Pace Analytical Services - Indianapolis							
pH at 25 Degrees C	8.0	Std. Units	0.10	0.10	1		06/10/23 19:49		H3
4500S2D Sulfide Water		Analytical Method: SM 4500-S2-D Pace Analytical Services - Indianapolis							
Sulfide	ND	mg/L	0.10	0.025	1		05/27/23 12:46	18496-25-8	
Iron, Ferrous		Analytical Method: HACH 8146 Pace Analytical Services - Indianapolis							
Iron, Ferrous	ND	mg/L	0.20	0.035	1		05/31/23 14:14	15438-31-0	H3,N2
353.2 Nitrogen, NO2/NO3 unpres		Analytical Method: EPA 353.2 Pace Analytical Services - Indianapolis							
Nitrogen, Nitrate	ND	mg/L	0.10	0.011	1		05/26/23 19:27	14797-55-8	
Nitrogen, Nitrite	ND	mg/L	0.10	0.0040	1		05/26/23 19:27	14797-65-0	
365.1 Total Phosphorus		Analytical Method: EPA 365.1 Preparation Method: EPA 365.1 Pace Analytical Services - Indianapolis							
Phosphate as P04	ND	mg/L	0.15	0.15	1	06/07/23 11:00	06/08/23 13:30		
5310C TOC		Analytical Method: SM 5310C Pace Analytical Services - Indianapolis							
Total Organic Carbon	ND	mg/L	1.0	0.24	1		06/10/23 07:57	7440-44-0	
5310C Dissolved Organic Carbon		Analytical Method: SM 5310C Pace Analytical Services - Indianapolis							
Dissolved Organic Carbon	1.6	mg/L	1.0	0.24	1		06/09/23 00:51		

REPORT OF LABORATORY ANALYSIS

This report shall not be reproduced, except in full,
 without the written consent of Pace Analytical Services, LLC.



ANALYTICAL RESULTS

Project: Harding Street P1R1
 Pace Project No.: 50345920

Sample: DUP-3 **Lab ID: 50345920006** Collected: 05/25/23 08:00 Received: 05/26/23 10:45 Matrix: Water

Parameters	Results	Units	Report			Prepared	Analyzed	CAS No.	Qual
			Limit	MDL	DF				
9056 IC Anions									
Analytical Method: EPA 9056									
Pace Analytical Services - Indianapolis									
Chloride	27.9	mg/L	2.5	0.67	10		06/08/23 05:09	16887-00-6	
Fluoride	1.6	mg/L	0.10	0.017	1		06/08/23 04:51	16984-48-8	
Sulfate	103	mg/L	2.5	0.85	10		06/08/23 05:09	14808-79-8	
6010 MET ICP									
Analytical Method: EPA 6010 Preparation Method: EPA 3010									
Pace Analytical Services - Indianapolis									
Aluminum	ND	ug/L	200	55.4	1	06/07/23 16:45	06/09/23 18:01	7429-90-5	
Barium	74.2	ug/L	10.0	2.1	1	06/07/23 16:45	06/09/23 18:01	7440-39-3	
Boron	670	ug/L	100	37.6	1	06/07/23 16:45	06/09/23 18:01	7440-42-8	
Cadmium	ND	ug/L	2.0	0.66	1	06/07/23 16:45	06/09/23 18:01	7440-43-9	
Calcium	50200	ug/L	1000	163	1	06/07/23 16:45	06/09/23 18:01	7440-70-2	
Iron	259	ug/L	100	48.8	1	06/07/23 16:45	06/09/23 18:01	7439-89-6	
Lead	ND	ug/L	10.0	2.6	1	06/07/23 16:45	06/09/23 18:01	7439-92-1	
Lithium	ND	ug/L	20.0	6.2	1	06/07/23 16:45	06/09/23 18:01	7439-93-2	
Magnesium	30100	ug/L	1000	71.8	1	06/07/23 16:45	06/09/23 18:01	7439-95-4	
Manganese	13.0	ug/L	10.0	2.5	1	06/07/23 16:45	06/09/23 18:01	7439-96-5	
Molybdenum	78.4	ug/L	10.0	3.7	1	06/07/23 16:45	06/09/23 18:01	7439-98-7	
Potassium	1550	ug/L	1000	281	1	06/07/23 16:45	06/09/23 18:01	7440-09-7	
Silica	15300	ug/L	450		1	06/07/23 16:45	06/09/23 18:01	7631-86-9	N2
Sodium	20700	ug/L	1000	214	1	06/07/23 16:45	06/09/23 18:01	7440-23-5	
6010 MET ICP, Dissolved									
Analytical Method: EPA 6010 Preparation Method: EPA 3010									
Pace Analytical Services - Indianapolis									
Iron, Dissolved	ND	ug/L	100	48.8	1	06/07/23 16:25	06/09/23 03:29	7439-89-6	
Manganese, Dissolved	ND	ug/L	10.0	2.5	1	06/07/23 16:25	06/09/23 03:29	7439-96-5	
Molybdenum, Dissolved	78.4	ug/L	10.0	3.7	1	06/07/23 16:25	06/09/23 03:29	7439-98-7	
6020 MET ICPMS									
Analytical Method: EPA 6020 Preparation Method: EPA 200.2									
Pace Analytical Services - Indianapolis									
Antimony	ND	ug/L	1.0	0.036	1	06/06/23 14:50	06/08/23 04:02	7440-36-0	
Arsenic	2.8	ug/L	1.0	0.053	1	06/06/23 14:50	06/08/23 04:02	7440-38-2	
Beryllium	ND	ug/L	0.20	0.028	1	06/06/23 14:50	06/08/23 04:02	7440-41-7	
Chromium	ND	ug/L	10.0	0.13	1	06/06/23 14:50	06/08/23 04:02	7440-47-3	
Cobalt	ND	ug/L	1.0	0.032	1	06/06/23 14:50	06/08/23 04:02	7440-48-4	
Selenium	ND	ug/L	1.0	0.23	1	06/06/23 14:50	06/08/23 04:02	7782-49-2	
Thallium	ND	ug/L	1.0	0.033	1	06/06/23 14:50	06/08/23 04:02	7440-28-0	
7470 Mercury									
Analytical Method: EPA 7470 Preparation Method: EPA 7470									
Pace Analytical Services - Indianapolis									
Mercury	ND	ug/L	0.20	0.12	1	06/06/23 18:35	06/07/23 09:27	7439-97-6	
2320B Alkalinity									
Analytical Method: SM 2320B									
Pace Analytical Services - Indianapolis									
Alkalinity, Total as CaCO3	206	mg/L	10.0	10.0	1		05/27/23 00:57		

REPORT OF LABORATORY ANALYSIS

This report shall not be reproduced, except in full,
 without the written consent of Pace Analytical Services, LLC.



ANALYTICAL RESULTS

Project: Harding Street P1R1
 Pace Project No.: 50345920

Sample: DUP-3		Lab ID: 50345920006		Collected: 05/25/23 08:00	Received: 05/26/23 10:45	Matrix: Water			
Parameters	Results	Units	Report Limit	MDL	DF	Prepared	Analyzed	CAS No.	Qual
2320B Alkalinity		Analytical Method: SM 2320B Pace Analytical Services - Indianapolis							
Alkalinity,Bicarbonate (CaCO3)	206	mg/L	10.0	10.0	1		05/27/23 00:57		
Alkalinity,Carbonate (CaCO3)	ND	mg/L	10.0	10.0	1		05/27/23 00:57		
2540C Total Dissolved Solids		Analytical Method: SM 2540C Pace Analytical Services - Indianapolis							
Total Dissolved Solids	422	mg/L	10.0	10.0	1		06/01/23 08:28		
4500H+ pH, Electrometric		Analytical Method: SM 4500-H+B Pace Analytical Services - Indianapolis							
pH at 25 Degrees C	8.2	Std. Units	0.10	0.10	1		06/10/23 19:49		H3
4500S2D Sulfide Water		Analytical Method: SM 4500-S2-D Pace Analytical Services - Indianapolis							
Sulfide	ND	mg/L	0.10	0.025	1		05/27/23 13:22	18496-25-8	
Iron, Ferrous		Analytical Method: HACH 8146 Pace Analytical Services - Indianapolis							
Iron, Ferrous	ND	mg/L	0.20	0.035	1		05/31/23 14:14	15438-31-0	H3,N2
353.2 Nitrogen, NO2/NO3 unpres		Analytical Method: EPA 353.2 Pace Analytical Services - Indianapolis							
Nitrogen, Nitrate	ND	mg/L	0.10	0.011	1		05/26/23 19:17	14797-55-8	
Nitrogen, Nitrite	ND	mg/L	0.10	0.0040	1		05/26/23 19:17	14797-65-0	
365.1 Total Phosphorus		Analytical Method: EPA 365.1 Preparation Method: EPA 365.1 Pace Analytical Services - Indianapolis							
Phosphate as P04	ND	mg/L	0.15	0.15	1	06/07/23 11:00	06/08/23 13:31		
5310C TOC		Analytical Method: SM 5310C Pace Analytical Services - Indianapolis							
Total Organic Carbon	1.0	mg/L	1.0	0.24	1		06/10/23 08:07	7440-44-0	
5310C Dissolved Organic Carbon		Analytical Method: SM 5310C Pace Analytical Services - Indianapolis							
Dissolved Organic Carbon	ND	mg/L	1.0	0.24	1		06/09/23 01:11		

REPORT OF LABORATORY ANALYSIS

This report shall not be reproduced, except in full,
 without the written consent of Pace Analytical Services, LLC.



QUALITY CONTROL DATA

Project: Harding Street P1R1

Pace Project No.: 50345920

QC Batch:	737759	Analysis Method:	EPA 9056
QC Batch Method:	EPA 9056	Analysis Description:	9056 IC Anions
		Laboratory:	Pace Analytical Services - Indianapolis

Associated Lab Samples: 50345920001, 50345920002, 50345920005, 50345920006

METHOD BLANK: 3384520 Matrix: Water

Associated Lab Samples: 50345920001, 50345920002, 50345920005, 50345920006

Parameter	Units	Blank Result	Reporting Limit	MDL	Analyzed	Qualifiers
Chloride	mg/L	ND	0.25	0.067	06/08/23 21:21	
Fluoride	mg/L	ND	0.10	0.017	06/08/23 21:21	
Sulfate	mg/L	ND	0.25	0.085	06/08/23 21:21	

LABORATORY CONTROL SAMPLE: 3384521

Parameter	Units	Spike Conc.	LCS Result	LCS % Rec	% Rec Limits	Qualifiers
Chloride	mg/L	2.5	2.4	97	80-120	
Fluoride	mg/L	1	1.0	103	80-120	
Sulfate	mg/L	5	4.7	95	80-120	

MATRIX SPIKE & MATRIX SPIKE DUPLICATE: 3384522 3384523

Parameter	Units	MS		MSD		MS Result	MSD Result	MS % Rec	MSD % Rec	% Rec Limits	RPD	Max RPD	Qual
		50345920002 Result	Spike Conc.	Spike Conc.	Conc.								
Chloride	mg/L	108	25	25	133	133	101	101	80-120	0	15	E	
Fluoride	mg/L	0.22	1	1	1.2	1.2	102	101	80-120	0	15		
Sulfate	mg/L	48.2	50	50	88.3	88.3	80	80	80-120	0	15		

MATRIX SPIKE & MATRIX SPIKE DUPLICATE: 3384524 3384525

Parameter	Units	MS		MSD		MS Result	MSD Result	MS % Rec	MSD % Rec	% Rec Limits	RPD	Max RPD	Qual
		50345940002 Result	Spike Conc.	Spike Conc.	Conc.								
Chloride	mg/L	10.6	2.5	2.5	13.2	13.2	103	103	80-120	0	15	E	
Fluoride	mg/L	0.18	1	1	1.2	1.2	102	101	80-120	1	15		
Sulfate	mg/L	ND	5	5	4.8	4.8	92	91	80-120	0	15		

Results presented on this page are in the units indicated by the "Units" column except where an alternate unit is presented to the right of the result.

REPORT OF LABORATORY ANALYSIS

This report shall not be reproduced, except in full, without the written consent of Pace Analytical Services, LLC.



QUALITY CONTROL DATA

Project: Harding Street P1R1

Pace Project No.: 50345920

QC Batch:	737608	Analysis Method:	EPA 7470
QC Batch Method:	EPA 7470	Analysis Description:	7470 Mercury
		Laboratory:	Pace Analytical Services - Indianapolis

Associated Lab Samples: 50345920001, 50345920002, 50345920005, 50345920006

METHOD BLANK: 3383999 Matrix: Water
 Associated Lab Samples: 50345920001, 50345920002, 50345920005, 50345920006

Parameter	Units	Blank Result	Reporting Limit	MDL	Analyzed	Qualifiers
Mercury	ug/L	ND	0.20	0.12	06/07/23 09:05	

LABORATORY CONTROL SAMPLE: 3384000

Parameter	Units	Spike Conc.	LCS Result	LCS % Rec	% Rec Limits	Qualifiers
Mercury	ug/L	5	4.5	91	80-120	

MATRIX SPIKE & MATRIX SPIKE DUPLICATE: 3384001 3384002

Parameter	Units	50345920002 Result	MS Spike Conc.	MSD Spike Conc.	MS Result	MSD Result	MS % Rec	MSD % Rec	% Rec Limits	RPD	Max RPD	Qual
Mercury	ug/L	ND	5	5	4.5	4.4	91	88	75-125	3	20	

Results presented on this page are in the units indicated by the "Units" column except where an alternate unit is presented to the right of the result.

REPORT OF LABORATORY ANALYSIS

This report shall not be reproduced, except in full, without the written consent of Pace Analytical Services, LLC.



QUALITY CONTROL DATA

Project: Harding Street P1R1

Pace Project No.: 50345920

QC Batch:	737074	Analysis Method:	EPA 6010
QC Batch Method:	EPA 3010	Analysis Description:	6010 MET
		Laboratory:	Pace Analytical Services - Indianapolis

Associated Lab Samples: 50345920001, 50345920002, 50345920005, 50345920006

METHOD BLANK: 3381799 Matrix: Water

Associated Lab Samples: 50345920001, 50345920002, 50345920005, 50345920006

Parameter	Units	Blank Result	Reporting Limit	MDL	Analyzed	Qualifiers
Aluminum	ug/L	ND	200	55.4	06/09/23 16:53	
Barium	ug/L	ND	10.0	2.1	06/09/23 16:53	
Boron	ug/L	ND	100	37.6	06/09/23 16:53	
Cadmium	ug/L	ND	2.0	0.66	06/09/23 16:53	
Calcium	ug/L	ND	1000	163	06/09/23 16:53	
Iron	ug/L	ND	100	48.8	06/09/23 16:53	
Lead	ug/L	ND	10.0	2.6	06/09/23 16:53	
Lithium	ug/L	ND	20.0	6.2	06/09/23 16:53	
Magnesium	ug/L	ND	1000	71.8	06/09/23 16:53	
Manganese	ug/L	ND	10.0	2.5	06/09/23 16:53	
Molybdenum	ug/L	ND	10.0	3.7	06/09/23 16:53	
Potassium	ug/L	ND	1000	281	06/09/23 16:53	
Silica	ug/L	ND	450		06/09/23 16:53	N2
Sodium	ug/L	ND	1000	214	06/09/23 16:53	

LABORATORY CONTROL SAMPLE: 3381800

Parameter	Units	Spike Conc.	LCS Result	LCS % Rec	% Rec Limits	Qualifiers
Aluminum	ug/L	10000	9100	91	80-120	
Barium	ug/L	1000	901	90	80-120	
Boron	ug/L	1000	908	91	80-120	
Cadmium	ug/L	1000	941	94	80-120	
Calcium	ug/L	10000	9190	92	80-120	
Iron	ug/L	10000	9380	94	80-120	
Lead	ug/L	1000	874	87	80-120	
Lithium	ug/L	1000	908	91	80-120	
Magnesium	ug/L	10000	9110	91	80-120	
Manganese	ug/L	1000	922	92	80-120	
Molybdenum	ug/L	1000	975	98	80-120	
Potassium	ug/L	10000	8990	90	80-120	
Silica	ug/L	10700	9940	93	80-120	N2
Sodium	ug/L	10000	9240	92	80-120	

Results presented on this page are in the units indicated by the "Units" column except where an alternate unit is presented to the right of the result.

REPORT OF LABORATORY ANALYSIS

This report shall not be reproduced, except in full, without the written consent of Pace Analytical Services, LLC.



QUALITY CONTROL DATA

Project: Harding Street P1R1
 Pace Project No.: 50345920

MATRIX SPIKE & MATRIX SPIKE DUPLICATE: 3381801												3381802	
Parameter	Units	50345897006 Result	MS	MSD	MS	MSD	MS	MSD	% Rec	Max	Qual		
			Spike Conc.	Spike Conc.	Result	Result	% Rec	% Rec	Limits	RPD		RPD	
Aluminum	ug/L	ND	10000	10000	8940	9070	88	90	75-125	1	20		
Barium	ug/L	24.8	1000	1000	898	920	87	90	75-125	2	20		
Boron	ug/L	3180	1000	1000	3880	4080	69	90	75-125	5	20 M0		
Cadmium	ug/L	ND	1000	1000	938	964	94	96	75-125	3	20		
Calcium	ug/L	165000	10000	10000	161000	169000	-38	42	75-125	5	20 P6		
Iron	ug/L	3500	10000	10000	12000	12400	85	89	75-125	3	20		
Lead	ug/L	ND	1000	1000	801	823	80	82	75-125	3	20		
Lithium	ug/L	65.0	1000	1000	1010	1040	94	98	75-125	3	20		
Magnesium	ug/L	67000	10000	10000	70400	74200	35	72	75-125	5	20 P6		
Manganese	ug/L	417	1000	1000	1250	1290	84	87	75-125	3	20		
Molybdenum	ug/L	154	1000	1000	1100	1140	95	98	75-125	3	20		
Potassium	ug/L	13200	10000	10000	21500	22600	83	94	75-125	5	20		
Silica	ug/L	13800	10700	10700	22800	23700	85	93	75-125	4	20 N2		
Sodium	ug/L	237000	10000	10000	230000	248000	-76	108	75-125	8	20 P6		

MATRIX SPIKE & MATRIX SPIKE DUPLICATE: 3381803												3381804	
Parameter	Units	50345920002 Result	MS	MSD	MS	MSD	MS	MSD	% Rec	Max	Qual		
			Spike Conc.	Spike Conc.	Result	Result	% Rec	% Rec	Limits	RPD		RPD	
Aluminum	ug/L	ND	10000	10000	9290	9490	93	95	75-125	2	20		
Barium	ug/L	70.5	1000	1000	1000	1010	93	94	75-125	1	20		
Boron	ug/L	260	1000	1000	1210	1230	95	97	75-125	2	20		
Cadmium	ug/L	ND	1000	1000	966	977	97	98	75-125	1	20		
Calcium	ug/L	77500	10000	10000	85800	88400	82	108	75-125	3	20		
Iron	ug/L	1700	10000	10000	11000	11300	93	96	75-125	2	20		
Lead	ug/L	ND	1000	1000	869	874	87	87	75-125	1	20		
Lithium	ug/L	ND	1000	1000	985	992	98	98	75-125	1	20		
Magnesium	ug/L	20400	10000	10000	29000	29800	85	93	75-125	3	20		
Manganese	ug/L	118	1000	1000	1040	1060	92	95	75-125	2	20		
Molybdenum	ug/L	ND	1000	1000	1010	1020	101	101	75-125	1	20		
Potassium	ug/L	2930	10000	10000	12400	12600	95	97	75-125	2	20		
Silica	ug/L	13000	10700	10700	23100	23600	94	99	75-125	2	20 N2		
Sodium	ug/L	66600	10000	10000	75400	76200	88	96	75-125	1	20		

Results presented on this page are in the units indicated by the "Units" column except where an alternate unit is presented to the right of the result.

REPORT OF LABORATORY ANALYSIS

This report shall not be reproduced, except in full,
 without the written consent of Pace Analytical Services, LLC.



QUALITY CONTROL DATA

Project: Harding Street P1R1

Pace Project No.: 50345920

QC Batch:	737014	Analysis Method:	EPA 6010
QC Batch Method:	EPA 3010	Analysis Description:	6010 MET Dissolved
		Laboratory:	Pace Analytical Services - Indianapolis

Associated Lab Samples: 50345920001, 50345920002, 50345920005, 50345920006

METHOD BLANK: 3381496 Matrix: Water

Associated Lab Samples: 50345920001, 50345920002, 50345920005, 50345920006

Parameter	Units	Blank Result	Reporting Limit	MDL	Analyzed	Qualifiers
Iron, Dissolved	ug/L	ND	100	48.8	06/09/23 03:05	
Manganese, Dissolved	ug/L	ND	10.0	2.5	06/09/23 03:05	
Molybdenum, Dissolved	ug/L	ND	10.0	3.7	06/09/23 03:05	

LABORATORY CONTROL SAMPLE: 3381497

Parameter	Units	Spike Conc.	LCS Result	LCS % Rec	% Rec Limits	Qualifiers
Iron, Dissolved	ug/L	10000	9330	93	80-120	
Manganese, Dissolved	ug/L	1000	909	91	80-120	
Molybdenum, Dissolved	ug/L	1000	972	97	80-120	

MATRIX SPIKE & MATRIX SPIKE DUPLICATE: 3381498 3381499

Parameter	Units	50345920002		3381498		3381499		% Rec	% Rec	% Rec Limits	RPD	Max RPD	Qual
		Result	MS Spike Conc.	MSD Spike Conc.	MS Result	MSD Result	MS % Rec						
Iron, Dissolved	ug/L	1660	10000	10000	11200	11200	95	96	75-125	1	20		
Manganese, Dissolved	ug/L	117	1000	1000	1040	1040	92	93	75-125	1	20		
Molybdenum, Dissolved	ug/L	ND	1000	1000	1010	1020	100	101	75-125	1	20		

Results presented on this page are in the units indicated by the "Units" column except where an alternate unit is presented to the right of the result.

REPORT OF LABORATORY ANALYSIS

This report shall not be reproduced, except in full, without the written consent of Pace Analytical Services, LLC.



QUALITY CONTROL DATA

Project: Harding Street P1R1

Pace Project No.: 50345920

QC Batch:	737699	Analysis Method:	EPA 6020
QC Batch Method:	EPA 200.2	Analysis Description:	6020 MET
		Laboratory:	Pace Analytical Services - Indianapolis

Associated Lab Samples: 50345920001, 50345920002, 50345920005, 50345920006

METHOD BLANK: 3384323 Matrix: Water

Associated Lab Samples: 50345920001, 50345920002, 50345920005, 50345920006

Parameter	Units	Blank Result	Reporting Limit	MDL	Analyzed	Qualifiers
Antimony	ug/L	ND	1.0	0.036	06/08/23 02:32	
Arsenic	ug/L	ND	1.0	0.053	06/08/23 02:32	
Beryllium	ug/L	ND	0.20	0.028	06/08/23 02:32	
Chromium	ug/L	ND	10.0	0.13	06/08/23 02:32	
Cobalt	ug/L	ND	1.0	0.032	06/08/23 02:32	
Selenium	ug/L	ND	1.0	0.23	06/08/23 02:32	
Thallium	ug/L	ND	1.0	0.033	06/08/23 02:32	

LABORATORY CONTROL SAMPLE: 3384324

Parameter	Units	Spike Conc.	LCS Result	LCS % Rec	% Rec Limits	Qualifiers
Antimony	ug/L	40	41.3	103	80-120	
Arsenic	ug/L	40	38.8	97	80-120	
Beryllium	ug/L	40	38.6	97	80-120	
Chromium	ug/L	40	39.4	99	80-120	
Cobalt	ug/L	40	41.0	102	80-120	
Selenium	ug/L	40	39.7	99	80-120	
Thallium	ug/L	40	40.8	102	80-120	

MATRIX SPIKE & MATRIX SPIKE DUPLICATE: 3384325 3384326

Parameter	Units	MS		MSD		MS Result	MSD Result	MS % Rec	MSD % Rec	% Rec Limits	RPD	Max RPD	Qual
		50345920002 Result	Spike Conc.	Spike Conc.	Result								
Antimony	ug/L	ND	40	40	42.0	42.0	105	105	75-125	0	20		
Arsenic	ug/L	2.1	40	40	40.7	40.6	96	96	75-125	0	20		
Beryllium	ug/L	ND	40	40	39.5	39.6	99	99	75-125	0	20		
Chromium	ug/L	ND	40	40	39.5	39.4	98	98	75-125	0	20		
Cobalt	ug/L	ND	40	40	38.5	38.7	96	97	75-125	1	20		
Selenium	ug/L	ND	40	40	39.5	39.4	99	99	75-125	0	20		
Thallium	ug/L	ND	40	40	41.5	41.7	104	104	75-125	0	20		

Results presented on this page are in the units indicated by the "Units" column except where an alternate unit is presented to the right of the result.

REPORT OF LABORATORY ANALYSIS

This report shall not be reproduced, except in full, without the written consent of Pace Analytical Services, LLC.



QUALITY CONTROL DATA

Project: Harding Street P1R1

Pace Project No.: 50345920

QC Batch:	736229	Analysis Method:	SM 2320B
QC Batch Method:	SM 2320B	Analysis Description:	2320B Alkalinity
		Laboratory:	Pace Analytical Services - Indianapolis
Associated Lab Samples: 50345920001, 50345920002, 50345920005, 50345920006			

METHOD BLANK: 3378541 Matrix: Water
 Associated Lab Samples: 50345920001, 50345920002, 50345920005, 50345920006

Parameter	Units	Blank Result	Reporting Limit	MDL	Analyzed	Qualifiers
Alkalinity, Total as CaCO3	mg/L	ND	10.0	10.0	05/27/23 00:57	
Alkalinity,Bicarbonate (CaCO3)	mg/L	ND	10.0	10.0	05/27/23 00:57	
Alkalinity,Carbonate (CaCO3)	mg/L	ND	10.0	10.0	05/27/23 00:57	

LABORATORY CONTROL SAMPLE: 3378542

Parameter	Units	Spike Conc.	LCS Result	LCS % Rec	% Rec Limits	Qualifiers
Alkalinity, Total as CaCO3	mg/L	50	51.4	103	90-110	

SAMPLE DUPLICATE: 3378543

Parameter	Units	50345920002 Result	Dup Result	RPD	Max RPD	Qualifiers
Alkalinity, Total as CaCO3	mg/L	255	261	2	20	
Alkalinity,Bicarbonate (CaCO3)	mg/L	255	261	2	20	
Alkalinity,Carbonate (CaCO3)	mg/L	ND	ND		20	

SAMPLE DUPLICATE: 3378544

Parameter	Units	50345948001 Result	Dup Result	RPD	Max RPD	Qualifiers
Alkalinity, Total as CaCO3	mg/L	185	189	2	20	
Alkalinity,Bicarbonate (CaCO3)	mg/L	161	164	2	20	
Alkalinity,Carbonate (CaCO3)	mg/L	24.0	24.8	3	20	

Results presented on this page are in the units indicated by the "Units" column except where an alternate unit is presented to the right of the result.

REPORT OF LABORATORY ANALYSIS

This report shall not be reproduced, except in full,
 without the written consent of Pace Analytical Services, LLC.



QUALITY CONTROL DATA

Project: Harding Street P1R1

Pace Project No.: 50345920

QC Batch: 736903

Analysis Method: SM 2540C

QC Batch Method: SM 2540C

Analysis Description: 2540C Total Dissolved Solids

Laboratory: Pace Analytical Services - Indianapolis

Associated Lab Samples: 50345920001, 50345920002, 50345920005, 50345920006

METHOD BLANK: 3381022

Matrix: Water

Associated Lab Samples: 50345920001, 50345920002, 50345920005, 50345920006

Parameter	Units	Blank Result	Reporting Limit	MDL	Analyzed	Qualifiers
Total Dissolved Solids	mg/L	ND	10.0	10.0	06/01/23 08:21	

LABORATORY CONTROL SAMPLE: 3381023

Parameter	Units	Spike Conc.	LCS Result	LCS % Rec	% Rec Limits	Qualifiers
Total Dissolved Solids	mg/L	300	291	97	80-120	

SAMPLE DUPLICATE: 3381024

Parameter	Units	50345903001 Result	Dup Result	RPD	Max RPD	Qualifiers
Total Dissolved Solids	mg/L	958	940	2	10	

SAMPLE DUPLICATE: 3381025

Parameter	Units	50345920002 Result	Dup Result	RPD	Max RPD	Qualifiers
Total Dissolved Solids	mg/L	480	472	2	10	

Results presented on this page are in the units indicated by the "Units" column except where an alternate unit is presented to the right of the result.

REPORT OF LABORATORY ANALYSIS

This report shall not be reproduced, except in full, without the written consent of Pace Analytical Services, LLC.



QUALITY CONTROL DATA

Project: Harding Street P1R1

Pace Project No.: 50345920

QC Batch: 738652

Analysis Method: SM 4500-H+B

QC Batch Method: SM 4500-H+B

Analysis Description: 4500H+B pH

Laboratory: Pace Analytical Services - Indianapolis

Associated Lab Samples: 50345920001, 50345920002, 50345920005, 50345920006

SAMPLE DUPLICATE: 3388986

Parameter	Units	50345897006 Result	Dup Result	RPD	Max RPD	Qualifiers
pH at 25 Degrees C	Std. Units	7.8	7.9	2	2	H3

SAMPLE DUPLICATE: 3388987

Parameter	Units	50345920002 Result	Dup Result	RPD	Max RPD	Qualifiers
pH at 25 Degrees C	Std. Units	8.2	8.3	1	2	H3

Results presented on this page are in the units indicated by the "Units" column except where an alternate unit is presented to the right of the result.

REPORT OF LABORATORY ANALYSIS

This report shall not be reproduced, except in full,
without the written consent of Pace Analytical Services, LLC.



QUALITY CONTROL DATA

Project: Harding Street P1R1

Pace Project No.: 50345920

QC Batch: 736266

Analysis Method: SM 4500-S2-D

QC Batch Method: SM 4500-S2-D

Analysis Description: 4500S2D Sulfide Water

Laboratory: Pace Analytical Services - Indianapolis

Associated Lab Samples: 50345920001, 50345920005

METHOD BLANK: 3378730

Matrix: Water

Associated Lab Samples: 50345920001, 50345920005

Parameter	Units	Blank Result	Reporting Limit	MDL	Analyzed	Qualifiers
Sulfide	mg/L	ND	0.10	0.025	05/27/23 12:46	

LABORATORY CONTROL SAMPLE: 3378731

Parameter	Units	Spike Conc.	LCS Result	LCS % Rec	% Rec Limits	Qualifiers
Sulfide	mg/L	0.5	0.53	105	90-110	

MATRIX SPIKE & MATRIX SPIKE DUPLICATE: 3378732 3378733

Parameter	Units	50345897006		3378732		3378733		% Rec Limits	RPD	Max RPD	Qual	
		MS Result	MSD Spike Conc.	MS Result	MSD Spike Conc.	MS % Rec	MSD % Rec					
Sulfide	mg/L	ND	0.5	0.5	0.72	0.72	141	142	90-110	1	20	M3

MATRIX SPIKE SAMPLE: 3378734

Parameter	Units	50345903003 Result	Spike Conc.	MS Result	MS % Rec	% Rec Limits	Qualifiers
Sulfide	mg/L	ND	0.5	0.75	150	90-110	M0

Results presented on this page are in the units indicated by the "Units" column except where an alternate unit is presented to the right of the result.

REPORT OF LABORATORY ANALYSIS

This report shall not be reproduced, except in full, without the written consent of Pace Analytical Services, LLC.



QUALITY CONTROL DATA

Project: Harding Street P1R1

Pace Project No.: 50345920

QC Batch:	736269	Analysis Method:	SM 4500-S2-D
QC Batch Method:	SM 4500-S2-D	Analysis Description:	4500S2D Sulfide Water
		Laboratory:	Pace Analytical Services - Indianapolis

Associated Lab Samples: 50345920002, 50345920006

METHOD BLANK: 3378737 Matrix: Water

Associated Lab Samples: 50345920002, 50345920006

Parameter	Units	Blank Result	Reporting Limit	MDL	Analyzed	Qualifiers
Sulfide	mg/L	ND	0.10	0.025	05/27/23 13:22	

LABORATORY CONTROL SAMPLE: 3378738

Parameter	Units	Spike Conc.	LCS Result	LCS % Rec	% Rec Limits	Qualifiers
Sulfide	mg/L	0.5	0.54	108	90-110	

MATRIX SPIKE & MATRIX SPIKE DUPLICATE: 3378739 3378740

Parameter	Units	50345920002 Result	MS Spike Conc.	MSD Spike Conc.	MS Result	MSD Result	MS % Rec	MSD % Rec	% Rec Limits	RPD	Max RPD	Qual
Sulfide	mg/L	ND	0.5	0.5	0.82	0.83	165	167	90-110	1	20	M3

MATRIX SPIKE SAMPLE: 3378741

Parameter	Units	50345930004 Result	Spike Conc.	MS Result	MS % Rec	% Rec Limits	Qualifiers
Sulfide	mg/L	ND	0.5	0.67	134	90-110	M0

Results presented on this page are in the units indicated by the "Units" column except where an alternate unit is presented to the right of the result.

REPORT OF LABORATORY ANALYSIS

This report shall not be reproduced, except in full, without the written consent of Pace Analytical Services, LLC.



QUALITY CONTROL DATA

Project: Harding Street P1R1
 Pace Project No.: 50345920

QC Batch: 736751 Analysis Method: HACH 8146
 QC Batch Method: HACH 8146 Analysis Description: Iron, Ferrous
 Laboratory: Pace Analytical Services - Indianapolis
 Associated Lab Samples: 50345920001, 50345920002, 50345920005, 50345920006

METHOD BLANK: 3380278 Matrix: Water
 Associated Lab Samples: 50345920001, 50345920002, 50345920005, 50345920006

Parameter	Units	Blank Result	Reporting Limit	MDL	Analyzed	Qualifiers
Iron, Ferrous	mg/L	ND	0.20	0.035	05/31/23 14:13	H3,N2

LABORATORY CONTROL SAMPLE: 3380279

Parameter	Units	Spike Conc.	LCS Result	LCS % Rec	% Rec Limits	Qualifiers
Iron, Ferrous	mg/L	1	1.0	101	90-110	H3,N2

MATRIX SPIKE & MATRIX SPIKE DUPLICATE: 3380280 3380281

Parameter	Units	50345920002 Result	MS Spike Conc.	MSD Spike Conc.	MS Result	MSD Result	MS % Rec	MSD % Rec	% Rec Limits	RPD	Max RPD	Qual
Iron, Ferrous	mg/L	ND	1	1	1.1	1.1	107	110	90-110	3	20	H3,N2

MATRIX SPIKE SAMPLE: 3380282

Parameter	Units	50345903001 Result	Spike Conc.	MS Result	MS % Rec	% Rec Limits	Qualifiers
Iron, Ferrous	mg/L	ND	1	1.0	101	90-110	H3,N2

Results presented on this page are in the units indicated by the "Units" column except where an alternate unit is presented to the right of the result.

REPORT OF LABORATORY ANALYSIS

This report shall not be reproduced, except in full,
 without the written consent of Pace Analytical Services, LLC.



QUALITY CONTROL DATA

Project: Harding Street P1R1

Pace Project No.: 50345920

QC Batch:	736171	Analysis Method:	EPA 353.2
QC Batch Method:	EPA 353.2	Analysis Description:	353.2 Nitrate + Nitrite, Unpres.
		Laboratory:	Pace Analytical Services - Indianapolis

Associated Lab Samples: 50345920001, 50345920005, 50345920006

METHOD BLANK: 3378153 Matrix: Water

Associated Lab Samples: 50345920001, 50345920005, 50345920006

Parameter	Units	Blank Result	Reporting Limit	MDL	Analyzed	Qualifiers
Nitrogen, Nitrate	mg/L	ND	0.10	0.011	05/26/23 19:12	
Nitrogen, Nitrite	mg/L	ND	0.10	0.0040	05/26/23 19:12	

LABORATORY CONTROL SAMPLE: 3378154

Parameter	Units	Spike Conc.	LCS Result	LCS % Rec	% Rec Limits	Qualifiers
Nitrogen, Nitrate	mg/L	1	1.0	103	90-110	
Nitrogen, Nitrite	mg/L	1	1.0	101	90-110	

MATRIX SPIKE & MATRIX SPIKE DUPLICATE: 3378155 3378156

Parameter	Units	50345897006 Result	MS Spike Conc.	MSD Spike Conc.	MS Result	MSD Result	MS % Rec	MSD % Rec	% Rec Limits	RPD	Max RPD	Qual
Nitrogen, Nitrate	mg/L	ND	1	1	1.1	1.1	107	109	90-110	2	20	
Nitrogen, Nitrite	mg/L	ND	1	1	1.1	1.1	104	105	90-110	1	20	

MATRIX SPIKE SAMPLE: 3378157

Parameter	Units	50345915001 Result	Spike Conc.	MS Result	MS % Rec	% Rec Limits	Qualifiers
Nitrogen, Nitrate	mg/L		1.8	1	2.8	103	90-110
Nitrogen, Nitrite	mg/L		ND	1	1.0	101	90-110

Results presented on this page are in the units indicated by the "Units" column except where an alternate unit is presented to the right of the result.

REPORT OF LABORATORY ANALYSIS

This report shall not be reproduced, except in full, without the written consent of Pace Analytical Services, LLC.



QUALITY CONTROL DATA

Project: Harding Street P1R1

Pace Project No.: 50345920

QC Batch:	736172	Analysis Method:	EPA 353.2
QC Batch Method:	EPA 353.2	Analysis Description:	353.2 Nitrate + Nitrite, Unpres.
		Laboratory:	Pace Analytical Services - Indianapolis

Associated Lab Samples: 50345920002

METHOD BLANK: 3378161 Matrix: Water

Associated Lab Samples: 50345920002

Parameter	Units	Blank Result	Reporting Limit	MDL	Analyzed	Qualifiers
Nitrogen, Nitrate	mg/L	ND	0.10	0.011	05/26/23 20:06	
Nitrogen, Nitrite	mg/L	ND	0.10	0.0040	05/26/23 20:06	

LABORATORY CONTROL SAMPLE: 3378162

Parameter	Units	Spike Conc.	LCS Result	LCS % Rec	% Rec Limits	Qualifiers
Nitrogen, Nitrate	mg/L	1	1.0	103	90-110	
Nitrogen, Nitrite	mg/L	1	1.0	101	90-110	

MATRIX SPIKE & MATRIX SPIKE DUPLICATE: 3378163 3378164

Parameter	Units	50345920002 Result	MS Spike Conc.	MSD Spike Conc.	MS Result	MSD Result	MS % Rec	MSD % Rec	% Rec Limits	RPD	Max RPD	Qual
Nitrogen, Nitrate	mg/L	ND	1	1	0.92	0.92	92	92	90-110	0	20	
Nitrogen, Nitrite	mg/L	ND	1	1	0.92	0.92	91	91	90-110	0	20	

MATRIX SPIKE SAMPLE: 3378165

Parameter	Units	50345933004 Result	Spike Conc.	MS Result	MS % Rec	% Rec Limits	Qualifiers
Nitrogen, Nitrate	mg/L	0.90	1	2.0	105	90-110	
Nitrogen, Nitrite	mg/L	0.069	1	1.1	103	90-110	

Results presented on this page are in the units indicated by the "Units" column except where an alternate unit is presented to the right of the result.

REPORT OF LABORATORY ANALYSIS

This report shall not be reproduced, except in full, without the written consent of Pace Analytical Services, LLC.



QUALITY CONTROL DATA

Project: Harding Street P1R1

Pace Project No.: 50345920

QC Batch:	737923	Analysis Method:	EPA 365.1
QC Batch Method:	EPA 365.1	Analysis Description:	365.1 Total Phosphorus
		Laboratory:	Pace Analytical Services - Indianapolis
Associated Lab Samples:	50345920001, 50345920002, 50345920005, 50345920006		

METHOD BLANK: 3385208 Matrix: Water
 Associated Lab Samples: 50345920001, 50345920002, 50345920005, 50345920006

Parameter	Units	Blank Result	Reporting Limit	MDL	Analyzed	Qualifiers
Phosphate as P04	mg/L	ND	0.15	0.15	06/08/23 14:21	

LABORATORY CONTROL SAMPLE: 3385209

Parameter	Units	Spike Conc.	LCS Result	LCS % Rec	% Rec Limits	Qualifiers
Phosphate as P04	mg/L		1.5			

MATRIX SPIKE & MATRIX SPIKE DUPLICATE: 3385210 3385211

Parameter	Units	50345920002 Result	MS Spike Conc.	MSD Spike Conc.	MS Result	MSD Result	MS % Rec	MSD % Rec	% Rec Limits	RPD	Max RPD	Qual
Phosphate as P04	mg/L	ND			1.5	1.6				6		

Results presented on this page are in the units indicated by the "Units" column except where an alternate unit is presented to the right of the result.

REPORT OF LABORATORY ANALYSIS

This report shall not be reproduced, except in full, without the written consent of Pace Analytical Services, LLC.



QUALITY CONTROL DATA

Project: Harding Street P1R1

Pace Project No.: 50345920

QC Batch:	738519	Analysis Method:	SM 5310C
QC Batch Method:	SM 5310C	Analysis Description:	5310C Total Organic Carbon
		Laboratory:	Pace Analytical Services - Indianapolis
Associated Lab Samples:	50345920001, 50345920005, 50345920006		

METHOD BLANK: 3388148 Matrix: Water

Associated Lab Samples: 50345920001, 50345920005, 50345920006

Parameter	Units	Blank Result	Reporting Limit	MDL	Analyzed	Qualifiers
Total Organic Carbon	mg/L	ND	1.0	0.24	06/10/23 02:49	

LABORATORY CONTROL SAMPLE: 3388149

Parameter	Units	Spike Conc.	LCS Result	LCS % Rec	% Rec Limits	Qualifiers
Total Organic Carbon	mg/L	10	9.9	99	90-110	

MATRIX SPIKE & MATRIX SPIKE DUPLICATE: 3388150 3388151

Parameter	Units	50345897006		3388151		% Rec	% Rec	% Rec Limits	RPD	Max RPD	Qual
		MS Result	MSD Spike Conc.	MS Result	MSD Spike Conc.						
Total Organic Carbon	mg/L	ND	40	40	42.0	42.0	99	99	80-120	0	20

MATRIX SPIKE SAMPLE: 3388152

Parameter	Units	50345930002 Result	Spike Conc.	MS Result	MS % Rec	% Rec Limits	Qualifiers
Total Organic Carbon	mg/L		2.3	10	12.5	101	80-120

Results presented on this page are in the units indicated by the "Units" column except where an alternate unit is presented to the right of the result.

REPORT OF LABORATORY ANALYSIS

This report shall not be reproduced, except in full, without the written consent of Pace Analytical Services, LLC.



QUALITY CONTROL DATA

Project: Harding Street P1R1

Pace Project No.: 50345920

QC Batch: 738537

Analysis Method: SM 5310C

QC Batch Method: SM 5310C

Analysis Description: 5310C Total Organic Carbon

Laboratory: Pace Analytical Services - Indianapolis

Associated Lab Samples: 50345920002

METHOD BLANK: 3388246

Matrix: Water

Associated Lab Samples: 50345920002

Parameter	Units	Blank Result	Reporting Limit	MDL	Analyzed	Qualifiers
Total Organic Carbon	mg/L	ND	1.0	0.24	06/10/23 04:31	

LABORATORY CONTROL SAMPLE: 3388247

Parameter	Units	Spike Conc.	LCS Result	LCS % Rec	% Rec Limits	Qualifiers
Total Organic Carbon	mg/L	10	10.3	103	90-110	

MATRIX SPIKE & MATRIX SPIKE DUPLICATE: 3388248 3388249

Parameter	Units	50345920002		3388249		MS % Rec	MSD % Rec	% Rec Limits	RPD	Max RPD	Qual
		MS Spike Conc.	MSD Spike Conc.	MS Result	MSD Result						
Total Organic Carbon	mg/L	ND	10	10	11.8	10.8	108	98	80-120	8	20

MATRIX SPIKE SAMPLE: 3388250

Parameter	Units	50345955008 Result	Spike Conc.	MS Result	MS % Rec	% Rec Limits	Qualifiers
Total Organic Carbon	mg/L	<2360	20000	21900	106	80-120	

Results presented on this page are in the units indicated by the "Units" column except where an alternate unit is presented to the right of the result.

REPORT OF LABORATORY ANALYSIS

This report shall not be reproduced, except in full, without the written consent of Pace Analytical Services, LLC.



QUALITY CONTROL DATA

Project: Harding Street P1R1

Pace Project No.: 50345920

QC Batch:	738250	Analysis Method:	SM 5310C
QC Batch Method:	SM 5310C	Analysis Description:	5310C Dissolved Organic Carbon
		Laboratory:	Pace Analytical Services - Indianapolis
Associated Lab Samples:	50345920001, 50345920005, 50345920006		

METHOD BLANK: 3386639 Matrix: Water
 Associated Lab Samples: 50345920001, 50345920005, 50345920006

Parameter	Units	Blank Result	Reporting Limit	MDL	Analyzed	Qualifiers
Dissolved Organic Carbon	mg/L	ND	1.0	0.24	06/08/23 18:40	

LABORATORY CONTROL SAMPLE: 3386640

Parameter	Units	Spike Conc.	LCS Result	LCS % Rec	% Rec Limits	Qualifiers
Dissolved Organic Carbon	mg/L	10	9.7	97	90-110	

MATRIX SPIKE & MATRIX SPIKE DUPLICATE: 3386641 3386642

Parameter	Units	50345897006 Result	MS Spike Conc.	MSD Spike Conc.	MS Result	MSD Result	MS % Rec	MSD % Rec	% Rec Limits	RPD	Max RPD	Qual
Dissolved Organic Carbon	mg/L	ND	40	40	43.3	43.0	104	103	80-120	1	20	

MATRIX SPIKE SAMPLE: 3386643

Parameter	Units	50345930004 Result	Spike Conc.	MS Result	MS % Rec	% Rec Limits	Qualifiers
Dissolved Organic Carbon	mg/L		2.1	10	11.8	97	80-120

Results presented on this page are in the units indicated by the "Units" column except where an alternate unit is presented to the right of the result.

REPORT OF LABORATORY ANALYSIS

This report shall not be reproduced, except in full, without the written consent of Pace Analytical Services, LLC.



QUALITY CONTROL DATA

Project: Harding Street P1R1

Pace Project No.: 50345920

QC Batch: 738544

Analysis Method: SM 5310C

QC Batch Method: SM 5310C

Analysis Description: 5310C Dissolved Organic Carbon

Laboratory: Pace Analytical Services - Indianapolis

Associated Lab Samples: 50345920002

METHOD BLANK: 3388323

Matrix: Water

Associated Lab Samples: 50345920002

Parameter	Units	Blank Result	Reporting Limit	MDL	Analyzed	Qualifiers
Dissolved Organic Carbon	mg/L	ND	1.0	0.24	06/10/23 09:56	

LABORATORY CONTROL SAMPLE: 3388324

Parameter	Units	Spike Conc.	LCS Result	LCS % Rec	% Rec Limits	Qualifiers
Dissolved Organic Carbon	mg/L	10	10.4	104	90-110	

MATRIX SPIKE & MATRIX SPIKE DUPLICATE: 3388325 3388326

Parameter	Units	50345920002		3388326		% Rec	% Rec	% Rec Limits	RPD	Max RPD	Qual
		MS Result	MS Spike Conc.	MS Result	MS Spike Conc.						
Dissolved Organic Carbon	mg/L	1.9	10	12.0	11.9	102	100	80-120	1	20	

MATRIX SPIKE & MATRIX SPIKE DUPLICATE: 3388351 3388352

Parameter	Units	50346065002		3388352		% Rec	% Rec	% Rec Limits	RPD	Max RPD	Qual
		MS Result	MS Spike Conc.	MS Result	MS Spike Conc.						
Dissolved Organic Carbon	mg/L	1.5	10	12.0	11.5	104	100	80-120	4	20	

Results presented on this page are in the units indicated by the "Units" column except where an alternate unit is presented to the right of the result.

REPORT OF LABORATORY ANALYSIS

This report shall not be reproduced, except in full, without the written consent of Pace Analytical Services, LLC.



ANALYTICAL RESULTS - RADIOCHEMISTRY

Project: Harding Street P1R1

Pace Project No.: 50345920

Sample: MW-4I **Lab ID: 50345920001** Collected: 05/25/23 14:00 Received: 05/26/23 10:45 Matrix: Water
 PWS: Site ID: Sample Type:

Parameters	Method	Act ± Unc (MDC) Carr Trac	Units	Analyzed	CAS No.	Qual
	Pace Analytical Services - Greensburg					
Radium-226	EPA 903.1	-0.138 ± 0.384 (0.907) C:NA T:97%	pCi/L	06/21/23 16:09	13982-63-3	
	Pace Analytical Services - Greensburg					
Radium-228	EPA 904.0	0.834 ± 0.396 (0.677) C:81% T:92%	pCi/L	06/19/23 12:12	15262-20-1	
	Pace Analytical Services - Greensburg					
Total Radium	Total Radium Calculation	0.834 ± 0.780 (1.58)	pCi/L	06/22/23 08:06	7440-14-4	

REPORT OF LABORATORY ANALYSIS

This report shall not be reproduced, except in full,
 without the written consent of Pace Analytical Services, LLC.



ANALYTICAL RESULTS - RADIOCHEMISTRY

Project: Harding Street P1R1

Pace Project No.: 50345920

Sample: MW-4D **Lab ID: 50345920002** Collected: 05/25/23 15:10 Received: 05/26/23 10:45 Matrix: Water
 PWS: Site ID: Sample Type:

Parameters	Method	Act ± Unc (MDC) Carr Trac	Units	Analyzed	CAS No.	Qual
	Pace Analytical Services - Greensburg					
Radium-226	EPA 903.1	0.202 ± 0.371 (0.662) C:NA T:99%	pCi/L	06/21/23 16:09	13982-63-3	
	Pace Analytical Services - Greensburg					
Radium-228	EPA 904.0	1.14 ± 0.388 (0.502) C:89% T:89%	pCi/L	06/19/23 12:12	15262-20-1	
	Pace Analytical Services - Greensburg					
Total Radium	Total Radium Calculation	1.34 ± 0.759 (1.16)	pCi/L	06/22/23 08:06	7440-14-4	

REPORT OF LABORATORY ANALYSIS

This report shall not be reproduced, except in full,
 without the written consent of Pace Analytical Services, LLC.



ANALYTICAL RESULTS - RADIOCHEMISTRY

Project: Harding Street P1R1

Pace Project No.: 50345920

Sample: MW-4D MS **Lab ID: 50345920003** Collected: 05/25/23 15:10 Received: 05/26/23 10:45 Matrix: Water
PWS: Site ID: Sample Type:

Parameters	Method	Act ± Unc (MDC) Carr Trac	Units	Analyzed	CAS No.	Qual
	Pace Analytical Services - Greensburg					
Radium-226	EPA 903.1	71.70 %REC ± NA (NA) C:NA T:NA	pCi/L	06/21/23 16:09	13982-63-3	
	Pace Analytical Services - Greensburg					
Radium-228	EPA 904.0	61.32 %REC ± NA (NA) C:NA T:NA	pCi/L	06/19/23 15:51	15262-20-1	

REPORT OF LABORATORY ANALYSIS

This report shall not be reproduced, except in full, without the written consent of Pace Analytical Services, LLC.



ANALYTICAL RESULTS - RADIOCHEMISTRY

Project: Harding Street P1R1

Pace Project No.: 50345920

Sample: MW-4D MSD **Lab ID: 50345920004** Collected: 05/25/23 15:10 Received: 05/26/23 10:45 Matrix: Water
PWS: Site ID: Sample Type:

Parameters	Method	Act ± Unc (MDC) Carr Trac	Units	Analyzed	CAS No.	Qual
Pace Analytical Services - Greensburg						
Radium-226	EPA 903.1	82.33 %REC 13.81RPD ± NA (NA) C:NA T:NA	pCi/L	06/21/23 16:09	13982-63-3	
Pace Analytical Services - Greensburg						
Radium-228	EPA 904.0	75.74 %REC 21.04RPD ± NA (NA) C:NA T:NA	pCi/L	06/19/23 15:51	15262-20-1	

REPORT OF LABORATORY ANALYSIS

This report shall not be reproduced, except in full,
without the written consent of Pace Analytical Services, LLC.



ANALYTICAL RESULTS - RADIOCHEMISTRY

Project: Harding Street P1R1

Pace Project No.: 50345920

Sample: MW-11S **Lab ID: 50345920005** Collected: 05/25/23 10:45 Received: 05/26/23 10:45 Matrix: Water
PWS: Site ID: Sample Type:

Parameters	Method	Act ± Unc (MDC) Carr Trac	Units	Analyzed	CAS No.	Qual
	Pace Analytical Services - Greensburg					
Radium-226	EPA 903.1	0.344 ± 0.523 (0.901) C:NA T:94%	pCi/L	06/21/23 16:09	13982-63-3	
	Pace Analytical Services - Greensburg					
Radium-228	EPA 904.0	0.576 ± 0.335 (0.602) C:87% T:84%	pCi/L	06/19/23 15:51	15262-20-1	
	Pace Analytical Services - Greensburg					
Total Radium	Total Radium Calculation	0.920 ± 0.858 (1.50)	pCi/L	06/22/23 08:06	7440-14-4	

REPORT OF LABORATORY ANALYSIS

This report shall not be reproduced, except in full, without the written consent of Pace Analytical Services, LLC.



ANALYTICAL RESULTS - RADIOCHEMISTRY

Project: Harding Street P1R1

Pace Project No.: 50345920

Sample: DUP-3 **Lab ID: 50345920006** Collected: 05/25/23 08:00 Received: 05/26/23 10:45 Matrix: Water
 PWS: Site ID: Sample Type:

Parameters	Method	Act ± Unc (MDC) Carr Trac	Units	Analyzed	CAS No.	Qual
Pace Analytical Services - Greensburg						
Radium-226	EPA 903.1	0.476 ± 0.662 (1.12) C:NA T:97%	pCi/L	06/21/23 16:09	13982-63-3	
Pace Analytical Services - Greensburg						
Radium-228	EPA 904.0	0.267 ± 0.295 (0.615) C:89% T:90%	pCi/L	06/19/23 15:51	15262-20-1	
Pace Analytical Services - Greensburg						
Total Radium	Total Radium Calculation	0.743 ± 0.957 (1.74)	pCi/L	06/22/23 08:06	7440-14-4	

REPORT OF LABORATORY ANALYSIS

This report shall not be reproduced, except in full, without the written consent of Pace Analytical Services, LLC.



QUALITY CONTROL - RADIOCHEMISTRY

Project: Harding Street P1R1

Pace Project No.: 50345920

QC Batch: 592615

Analysis Method: EPA 903.1

QC Batch Method: EPA 903.1

Analysis Description: 903.1 Radium-226

Laboratory: Pace Analytical Services - Greensburg

Associated Lab Samples: 50345920001, 50345920002, 50345920003, 50345920004, 50345920005, 50345920006

METHOD BLANK: 2879401

Matrix: Water

Associated Lab Samples: 50345920001, 50345920002, 50345920003, 50345920004, 50345920005, 50345920006

Parameter	Act ± Unc (MDC) Carr Trac	Units	Analyzed	Qualifiers
Radium-226	0.208 ± 0.239 (0.141) C:NA T:95%	pCi/L	06/21/23 15:54	

Results presented on this page are in the units indicated by the "Units" column except where an alternate unit is presented to the right of the result.

REPORT OF LABORATORY ANALYSIS

This report shall not be reproduced, except in full, without the written consent of Pace Analytical Services, LLC.



QUALITY CONTROL - RADIOCHEMISTRY

Project: Harding Street P1R1

Pace Project No.: 50345920

QC Batch: 592616

Analysis Method: EPA 904.0

QC Batch Method: EPA 904.0

Analysis Description: 904.0 Radium 228

Laboratory: Pace Analytical Services - Greensburg

Associated Lab Samples: 50345920001, 50345920002, 50345920003, 50345920004, 50345920005, 50345920006

METHOD BLANK: 2879402

Matrix: Water

Associated Lab Samples: 50345920001, 50345920002, 50345920003, 50345920004, 50345920005, 50345920006

Parameter	Act ± Unc (MDC) Carr Trac	Units	Analyzed	Qualifiers
Radium-228	0.676 ± 0.318 (0.514) C:79% T:95%	pCi/L	06/19/23 12:11	

Results presented on this page are in the units indicated by the "Units" column except where an alternate unit is presented to the right of the result.

REPORT OF LABORATORY ANALYSIS

This report shall not be reproduced, except in full, without the written consent of Pace Analytical Services, LLC.



QUALIFIERS

Project: Harding Street P1R1

Pace Project No.: 50345920

DEFINITIONS

DF - Dilution Factor, if reported, represents the factor applied to the reported data due to dilution of the sample aliquot.

ND - Not Detected at or above adjusted reporting limit.

TNTC - Too Numerous To Count

J - Estimated concentration above the adjusted method detection limit and below the adjusted reporting limit.

MDL - Adjusted Method Detection Limit.

PQL - Practical Quantitation Limit.

RL - Reporting Limit - The lowest concentration value that meets project requirements for quantitative data with known precision and bias for a specific analyte in a specific matrix.

S - Surrogate

1,2-Diphenylhydrazine decomposes to and cannot be separated from Azobenzene using Method 8270. The result for each analyte is a combined concentration.

Consistent with EPA guidelines, unrounded data are displayed and have been used to calculate % recovery and RPD values.

LCS(D) - Laboratory Control Sample (Duplicate)

MS(D) - Matrix Spike (Duplicate)

DUP - Sample Duplicate

RPD - Relative Percent Difference

NC - Not Calculable.

SG - Silica Gel - Clean-Up

U - Indicates the compound was analyzed for, but not detected.

N-Nitrosodiphenylamine decomposes and cannot be separated from Diphenylamine using Method 8270. The result reported for each analyte is a combined concentration.

Reported results are not rounded until the final step prior to reporting. Therefore, calculated parameters that are typically reported as "Total" may vary slightly from the sum of the reported component parameters.

Act - Activity

Unc - Uncertainty: SDWA = 1.96 sigma count uncertainty, all other matrices = Expanded Uncertainty (95% confidence interval).

Gamma Spec = Expanded Uncertainty (95.4% Confidence Interval)

(MDC) - Minimum Detectable Concentration

Trac - Tracer Recovery (%)

Carr - Carrier Recovery (%)

Pace Analytical is TNI accredited. Contact your Pace PM for the current list of accredited analytes.

TNI - The NELAC Institute.

ANALYTE QUALIFIERS

E Analyte concentration exceeded the calibration range. The reported result is estimated.

H3 Sample was received or analysis requested beyond the recognized method holding time.

M0 Matrix spike recovery and/or matrix spike duplicate recovery was outside laboratory control limits.

M3 Matrix spike recovery was outside laboratory control limits due to matrix interferences.

N2 The lab does not hold NELAC/TNI accreditation for this parameter but other accreditations/certifications may apply. A complete list of accreditations/certifications is available upon request.

P6 Matrix spike recovery was outside laboratory control limits due to a parent sample concentration notably higher than the spike level.

REPORT OF LABORATORY ANALYSIS

This report shall not be reproduced, except in full,
without the written consent of Pace Analytical Services, LLC.



QUALITY CONTROL DATA CROSS REFERENCE TABLE

Project: Harding Street P1R1

Pace Project No.: 50345920

Lab ID	Sample ID	QC Batch Method	QC Batch	Analytical Method	Analytical Batch
50345920001	MW-4I	EPA 9056	737759		
50345920002	MW-4D	EPA 9056	737759		
50345920005	MW-11S	EPA 9056	737759		
50345920006	DUP-3	EPA 9056	737759		
50345920001	MW-4I	EPA 3010	737074	EPA 6010	738523
50345920002	MW-4D	EPA 3010	737074	EPA 6010	738523
50345920005	MW-11S	EPA 3010	737074	EPA 6010	738523
50345920006	DUP-3	EPA 3010	737074	EPA 6010	738523
50345920001	MW-4I	EPA 3010	737014	EPA 6010	738347
50345920002	MW-4D	EPA 3010	737014	EPA 6010	738347
50345920005	MW-11S	EPA 3010	737014	EPA 6010	738347
50345920006	DUP-3	EPA 3010	737014	EPA 6010	738347
50345920001	MW-4I	EPA 200.2	737699	EPA 6020	737892
50345920002	MW-4D	EPA 200.2	737699	EPA 6020	737892
50345920005	MW-11S	EPA 200.2	737699	EPA 6020	737892
50345920006	DUP-3	EPA 200.2	737699	EPA 6020	737892
50345920001	MW-4I	EPA 7470	737608	EPA 7470	737907
50345920002	MW-4D	EPA 7470	737608	EPA 7470	737907
50345920005	MW-11S	EPA 7470	737608	EPA 7470	737907
50345920006	DUP-3	EPA 7470	737608	EPA 7470	737907
50345920001	MW-4I	EPA 903.1	592615		
50345920002	MW-4D	EPA 903.1	592615		
50345920003	MW-4D MS	EPA 903.1	592615		
50345920004	MW-4D MSD	EPA 903.1	592615		
50345920005	MW-11S	EPA 903.1	592615		
50345920006	DUP-3	EPA 903.1	592615		
50345920001	MW-4I	EPA 904.0	592616		
50345920002	MW-4D	EPA 904.0	592616		
50345920003	MW-4D MS	EPA 904.0	592616		
50345920004	MW-4D MSD	EPA 904.0	592616		
50345920005	MW-11S	EPA 904.0	592616		
50345920006	DUP-3	EPA 904.0	592616		
50345920001	MW-4I	Total Radium Calculation	596751		
50345920002	MW-4D	Total Radium Calculation	596751		
50345920005	MW-11S	Total Radium Calculation	596751		
50345920006	DUP-3	Total Radium Calculation	596751		
50345920001	MW-4I	SM 2320B	736229		
50345920002	MW-4D	SM 2320B	736229		
50345920005	MW-11S	SM 2320B	736229		
50345920006	DUP-3	SM 2320B	736229		
50345920001	MW-4I	SM 2540C	736903		
50345920002	MW-4D	SM 2540C	736903		
50345920005	MW-11S	SM 2540C	736903		
50345920006	DUP-3	SM 2540C	736903		

REPORT OF LABORATORY ANALYSIS

This report shall not be reproduced, except in full, without the written consent of Pace Analytical Services, LLC.



QUALITY CONTROL DATA CROSS REFERENCE TABLE

Project: Harding Street P1R1

Pace Project No.: 50345920

Lab ID	Sample ID	QC Batch Method	QC Batch	Analytical Method	Analytical Batch
50345920001	MW-4I	SM 4500-H+B	738652		
50345920002	MW-4D	SM 4500-H+B	738652		
50345920005	MW-11S	SM 4500-H+B	738652		
50345920006	DUP-3	SM 4500-H+B	738652		
50345920001	MW-4I	SM 4500-S2-D	736266		
50345920002	MW-4D	SM 4500-S2-D	736269		
50345920005	MW-11S	SM 4500-S2-D	736266		
50345920006	DUP-3	SM 4500-S2-D	736269		
50345920001	MW-4I	HACH 8146	736751		
50345920002	MW-4D	HACH 8146	736751		
50345920005	MW-11S	HACH 8146	736751		
50345920006	DUP-3	HACH 8146	736751		
50345920001	MW-4I	EPA 353.2	736171		
50345920002	MW-4D	EPA 353.2	736172		
50345920005	MW-11S	EPA 353.2	736171		
50345920006	DUP-3	EPA 353.2	736171		
50345920001	MW-4I	EPA 365.1	737923	EPA 365.1	738435
50345920002	MW-4D	EPA 365.1	737923	EPA 365.1	738435
50345920005	MW-11S	EPA 365.1	737923	EPA 365.1	738435
50345920006	DUP-3	EPA 365.1	737923	EPA 365.1	738435
50345920001	MW-4I	SM 5310C	738519		
50345920002	MW-4D	SM 5310C	738537		
50345920005	MW-11S	SM 5310C	738519		
50345920006	DUP-3	SM 5310C	738519		
50345920001	MW-4I	SM 5310C	738250		
50345920002	MW-4D	SM 5310C	738544		
50345920005	MW-11S	SM 5310C	738250		
50345920006	DUP-3	SM 5310C	738250		

REPORT OF LABORATORY ANALYSIS

This report shall not be reproduced, except in full, without the written consent of Pace Analytical Services, LLC.



SAMPLE CONDITION UPON RECEIPT FORM

Date/Time and Initials of person examining contents: 05/26/23 1050 JA

- 1. Courier: FED EX UPS CLIENT PACE USPS OTHER _____
- 2. Custody Seal on Cooler/Box Present: Yes No
(If yes)Seals Intact: Yes No (leave blank if no seals were present)
- 3. Thermometer: 1 2 3 4 5 6 A B C D E F
C
- 4. Cooler Temperature(s):

0.8/0.8	0.8/0.8	0.7/0.7	
---------	---------	---------	--

(Initial/Corrected) RECORD TEMPS OF ALL COOLERS RECEIVED (use Comments below to add more)

- 5. Packing Material: Bubble Wrap Bubble Bags
 None Other _____
- 6. Ice Type: Wet Blue None
- 7. If temp. is over 6°C or under 0°C, was the PM notified?: Yes No
Cooler temp should be above freezing to 6°C

All discrepancies will be written out in the comments section below.

	Yes	No		Yes	No	N/A
USDA Regulated Soils? (HI, ID, NY, WA, OR, CA, NM, TX, OK, AR, LA, TN, AL, MS, NC, SC, GA, FL, or Puerto Rico)		✓	All containers needing acid/base preservation have been pH CHECKED?: Exceptions: VOA, coliform, LLHg, O&G, RAD CHEM, and any container with a septum cap or preserved with HCl. Circle: HNO3 (<2) H2SO4 (<2) NaOH (>10) NaOH/ZnAc (>9) Any non-conformance to pH recommendations will be noted on the container count form	✓		
Short Hold Time Analysis (48 hours or less)? Analysis: <u>NO2/NO3</u>	✓					
Time 5035A TC placed in Freezer or Short Holds To Lab Time: <u>13:10</u>			Residual Chlorine Check (SVOC 625 Pest/PCB 608)	<u>Present</u>	<u>Absent</u>	N/A ✓
Rush TAT Requested (4 days or less):		✓	Residual Chlorine Check (Total/Amenable/Free Cyanide)			✓
Custody Signatures Present?	✓		Headspace Wisconsin Sulfide?			✓
Containers Intact?:	✓		Headspace in VOA Vials (>6mm): See Containter Count form for details	<u>Present</u>	<u>Absent</u>	No VOA Vials Sent ✓
Sample Label (IDs/Dates/Times) Match COC?: Except TCs, which only require sample ID	✓		Trip Blank Present?		✓	
Extra labels on Terracore Vials? (soils only)		✓	Trip Blank Custody Seals?:			✓

COMMENTS:



August 01, 2023

Mr. Mark Breting
ATC Group Services
7988 Centerpoint Drive
Suite 100
Indianapolis, IN 46256

RE: Project: Harding Street P1R1
Pace Project No.: 50345930

Dear Mr. Breting:

Enclosed are the analytical results for sample(s) received by the laboratory on May 26, 2023. The results relate only to the samples included in this report. Results reported herein conform to the applicable TNI/NELAC Standards and the laboratory's Quality Manual, where applicable, unless otherwise noted in the body of the report.

The test results provided in this final report were generated by each of the following laboratories within the Pace Network:

- Pace Analytical Services - Indianapolis
- Pace Analytical Services - Greensburg

If you have any questions concerning this report, please feel free to contact me.

Sincerely,

Will Statz
will.statz@pacelabs.com
(317)228-3105
Project Manager

Enclosures

cc: Mohammed Bazlamit, Atlas
Mr. Robert Miller, Haley & Aldrich



REPORT OF LABORATORY ANALYSIS

This report shall not be reproduced, except in full,
without the written consent of Pace Analytical Services, LLC.



CERTIFICATIONS

Project: Harding Street P1R1

Pace Project No.: 50345930

Pace Analytical Services Pennsylvania

1638 Roseytown Rd Suites 2,3&4, Greensburg, PA 15601
 ANAB DOD-ELAP Rad Accreditation #: L2417
 ANABISO/IEC 17025:2017 Rad Cert#: L24170
 Alabama Certification #: 41590
 Arizona Certification #: AZ0734
 Arkansas Certification
 California Certification #: 2950
 Colorado Certification #: PA01547
 Connecticut Certification #: PH-0694
 EPA Region 4 DW Rad
 Florida/TNI Certification #: E87683
 Georgia Certification #: C040
 Guam Certification
 Hawaii Certification
 Idaho Certification
 Illinois Certification
 Indiana Certification
 Iowa Certification #: 391
 Kansas Certification #: E-10358
 Kentucky Certification #: KY90133
 KY WW Permit #: KY0098221
 KY WW Permit #: KY0000221
 Louisiana DHH/TNI Certification #: LA010
 Louisiana DEQ/TNI Certification #: 04086
 Maine Certification #: 2023021
 Maryland Certification #: 308
 Massachusetts Certification #: M-PA1457
 Michigan/PADEP Certification #: 9991

Missouri Certification #: 235
 Montana Certification #: Cert0082
 Nebraska Certification #: NE-OS-29-14
 Nevada Certification #: PA014572023-03
 New Hampshire/TNI Certification #: 297622
 New Jersey/TNI Certification #: PA051
 New Mexico Certification #: PA01457
 New York/TNI Certification #: 10888
 North Carolina Certification #: 42706
 North Dakota Certification #: R-190
 Ohio EPA Rad Approval: #41249
 Oregon/TNI Certification #: PA200002-015
 Pennsylvania/TNI Certification #: 65-00282
 Puerto Rico Certification #: PA01457
 Rhode Island Certification #: 65-00282
 South Dakota Certification
 Tennessee Certification #: TN02867
 Texas/TNI Certification #: T104704188-22-18
 Utah/TNI Certification #: PA014572223-14
 USDA Soil Permit #: 525-23-67-77263
 Vermont Dept. of Health: ID# VT-0282
 Virgin Island/PADEP Certification
 Virginia/VELAP Certification #: 460198
 Washington Certification #: C868
 West Virginia DEP Certification #: 143
 West Virginia DHHR Certification #: 9964C
 Wisconsin Approve List for Rad

Pace Analytical Services Indianapolis

7726 Moller Road, Indianapolis, IN 46268
 Illinois Accreditation #: 200074
 Indiana Drinking Water Laboratory #: C-49-06
 Kansas/TNI Certification #: E-10177
 Kentucky UST Agency Interest #: 80226
 Kentucky WW Laboratory ID #: 98019
 Michigan Drinking Water Laboratory #9050

Ohio VAP Certified Laboratory #: CL0065
 Oklahoma Laboratory #: 9204
 Texas Certification #: T104704355
 Wisconsin Laboratory #: 999788130
 USDA Foreign Soil Permit #: 525-23-13-23119
 USDA Compliance Agreement #: IN-SL-22-001

REPORT OF LABORATORY ANALYSIS

This report shall not be reproduced, except in full,
 without the written consent of Pace Analytical Services, LLC.



SAMPLE SUMMARY

Project: Harding Street P1R1

Pace Project No.: 50345930

Lab ID	Sample ID	Matrix	Date Collected	Date Received
50345930001	MW-12D1	Water	05/26/23 10:05	05/26/23 13:20
50345930002	MW-13S	Water	05/26/23 11:14	05/26/23 13:20
50345930003	MW-13D	Water	05/26/23 12:09	05/26/23 13:20
50345930004	MW-7S	Water	05/26/23 09:45	05/26/23 13:20
50345930005	MW-7D	Water	05/26/23 10:15	05/26/23 13:20
50345930006	MW-7D1	Water	05/26/23 11:20	05/26/23 13:20

REPORT OF LABORATORY ANALYSIS

This report shall not be reproduced, except in full,
without the written consent of Pace Analytical Services, LLC.



SAMPLE ANALYTE COUNT

Project: Harding Street P1R1

Pace Project No.: 50345930

Lab ID	Sample ID	Method	Analysts	Analytes Reported	Laboratory		
50345930001	MW-12D1	EPA 9056	ADM	3	PASI-I		
		EPA 6010	ELK	14	PASI-I		
		EPA 6010	JPK	3	PASI-I		
		EPA 6020	CAW	7	PASI-I		
		EPA 7470	ILP	1	PASI-I		
		EPA 903.1	CLM	1	PASI-PA		
		EPA 904.0	VAL	1	PASI-PA		
		Total Radium Calculation	JAL	1	PASI-PA		
		SM 2320B	DAW	3	PASI-I		
		SM 2540C	AEL	1	PASI-I		
		SM 4500-H+B	BMS	1	PASI-I		
		SM 4500-S2-D	STS	1	PASI-I		
		HACH 8146	BEP	1	PASI-I		
		EPA 353.2	ZM	2	PASI-I		
		EPA 365.1	YAM	1	PASI-I		
		SM 5310C	MMS	1	PASI-I		
		SM 5310C	MMS	1	PASI-I		
		50345930002	MW-13S	EPA 9056	ADM	3	PASI-I
				EPA 6010	ELK	14	PASI-I
				EPA 6010	JPK	3	PASI-I
EPA 6020	CAW			7	PASI-I		
EPA 7470	ILP			1	PASI-I		
EPA 903.1	CLM			1	PASI-PA		
EPA 904.0	VAL			1	PASI-PA		
Total Radium Calculation	JAL			1	PASI-PA		
SM 2320B	DAW			3	PASI-I		
SM 2540C	AEL			1	PASI-I		
SM 4500-H+B	BMS			1	PASI-I		
SM 4500-S2-D	STS			1	PASI-I		
HACH 8146	BEP			1	PASI-I		
EPA 353.2	ZM			2	PASI-I		
EPA 365.1	YAM			1	PASI-I		
SM 5310C	MMS			1	PASI-I		
SM 5310C	MMS			1	PASI-I		
50345930003	MW-13D			EPA 9056	ADM	3	PASI-I
				EPA 6010	ELK	14	PASI-I
				EPA 6010	JPK	3	PASI-I

REPORT OF LABORATORY ANALYSIS

This report shall not be reproduced, except in full, without the written consent of Pace Analytical Services, LLC.



SAMPLE ANALYTE COUNT

Project: Harding Street P1R1
 Pace Project No.: 50345930

Lab ID	Sample ID	Method	Analysts	Analytes Reported	Laboratory
50345930004	MW-7S	EPA 6020	CAW	7	PASI-I
		EPA 7470	ILP	1	PASI-I
		EPA 903.1	CLM	1	PASI-PA
		EPA 904.0	VAL	1	PASI-PA
		Total Radium Calculation	JAL	1	PASI-PA
		SM 2320B	DAW	3	PASI-I
		SM 2540C	AEL	1	PASI-I
		SM 4500-H+B	BMS	1	PASI-I
		SM 4500-S2-D	STS	1	PASI-I
		HACH 8146	BEP	1	PASI-I
		EPA 353.2	ZM	2	PASI-I
		EPA 365.1	YAM	1	PASI-I
		SM 5310C	MMS	1	PASI-I
		SM 5310C	MMS	1	PASI-I
		EPA 9056	ADM	3	PASI-I
		EPA 6010	ELK	14	PASI-I
		EPA 6010	JPK	3	PASI-I
		EPA 6020	CAW	7	PASI-I
		EPA 7470	ILP	1	PASI-I
		EPA 903.1	CLM	1	PASI-PA
		EPA 904.0	VAL	1	PASI-PA
		Total Radium Calculation	JAL	1	PASI-PA
		SM 2320B	DAW	3	PASI-I
		SM 2540C	AEL	1	PASI-I
		SM 4500-H+B	BMS	1	PASI-I
		SM 4500-S2-D	STS	1	PASI-I
		HACH 8146	BEP	1	PASI-I
EPA 353.2	ZM	2	PASI-I		
EPA 365.1	YAM	1	PASI-I		
SM 5310C	MMS	1	PASI-I		
SM 5310C	MMS	1	PASI-I		
50345930005	MW-7D	EPA 9056	ADM	3	PASI-I
		EPA 6010	ELK	14	PASI-I
		EPA 6010	JPK	3	PASI-I
		EPA 6020	CAW	7	PASI-I
		EPA 7470	ILP	1	PASI-I
		EPA 903.1	CLM	1	PASI-PA

REPORT OF LABORATORY ANALYSIS

This report shall not be reproduced, except in full,
 without the written consent of Pace Analytical Services, LLC.



SAMPLE ANALYTE COUNT

Project: Harding Street P1R1

Pace Project No.: 50345930

Lab ID	Sample ID	Method	Analysts	Analytes Reported	Laboratory
50345930006	MW-7D1	EPA 904.0	VAL	1	PASI-PA
		Total Radium Calculation	JAL	1	PASI-PA
		SM 2320B	DAW	3	PASI-I
		SM 2540C	AEL	1	PASI-I
		SM 4500-H+B	BMS	1	PASI-I
		SM 4500-S2-D	STS	1	PASI-I
		HACH 8146	BEP	1	PASI-I
		EPA 353.2	ZM	2	PASI-I
		EPA 365.1	YAM	1	PASI-I
		SM 5310C	MMS	1	PASI-I
		SM 5310C	MMS	1	PASI-I
		EPA 9056	ADM	3	PASI-I
		EPA 6010	ELK	14	PASI-I
		EPA 6010	JPK	3	PASI-I
		EPA 6020	CAW	7	PASI-I
		EPA 7470	ILP	1	PASI-I
		EPA 903.1	CLM	1	PASI-PA
		EPA 904.0	VAL	1	PASI-PA
		Total Radium Calculation	JAL	1	PASI-PA
		SM 2320B	DAW	3	PASI-I
		SM 2540C	AEL	1	PASI-I
		SM 4500-H+B	BMS	1	PASI-I
		SM 4500-S2-D	STS	1	PASI-I
		HACH 8146	BEP	1	PASI-I
EPA 353.2	ZM	2	PASI-I		
EPA 365.1	YAM	1	PASI-I		
SM 5310C	MMS	1	PASI-I		
SM 5310C	MMS	1	PASI-I		

PASI-I = Pace Analytical Services - Indianapolis

PASI-PA = Pace Analytical Services - Greensburg

REPORT OF LABORATORY ANALYSIS

This report shall not be reproduced, except in full,
without the written consent of Pace Analytical Services, LLC.



SUMMARY OF DETECTION

Project: Harding Street P1R1
 Pace Project No.: 50345930

Lab Sample ID	Client Sample ID	Result	Units	Report Limit	Analyzed	Qualifiers
Method	Parameters					
50345930001	MW-12D1					
EPA 9056	Chloride	144	mg/L	25.0	06/08/23 10:47	
EPA 9056	Fluoride	1.1	mg/L	0.10	06/08/23 10:12	
EPA 9056	Sulfate	520	mg/L	25.0	06/08/23 10:47	
EPA 6010	Barium	63.0	ug/L	10.0	06/09/23 16:38	
EPA 6010	Boron	7780	ug/L	100	06/09/23 16:38	
EPA 6010	Calcium	209000	ug/L	2000	06/09/23 18:12	
EPA 6010	Iron	2880	ug/L	100	06/09/23 16:38	
EPA 6010	Lithium	91.6	ug/L	20.0	06/09/23 16:38	
EPA 6010	Magnesium	48000	ug/L	1000	06/09/23 16:38	
EPA 6010	Manganese	477	ug/L	10.0	06/09/23 16:38	
EPA 6010	Molybdenum	171	ug/L	10.0	06/09/23 16:38	
EPA 6010	Potassium	13200	ug/L	1000	06/09/23 16:38	
EPA 6010	Silica	12900	ug/L	450	06/09/23 16:38	N2
EPA 6010	Sodium	149000	ug/L	1000	06/09/23 16:38	
EPA 6010	Iron, Dissolved	2740	ug/L	100	06/09/23 03:31	
EPA 6010	Manganese, Dissolved	469	ug/L	10.0	06/09/23 03:31	
EPA 6010	Molybdenum, Dissolved	175	ug/L	10.0	06/09/23 03:31	
EPA 6020	Arsenic	350	ug/L	3.0	06/08/23 18:20	
EPA 903.1	Radium-226	0.143 ± 0.563 (1.08) C:NA T:94%	pCi/L		06/21/23 16:09	
EPA 904.0	Radium-228	0.740 ± 0.385 (0.670) C:81% T:87%	pCi/L		06/19/23 15:52	
Total Radium Calculation	Total Radium	0.883 ± 0.948 (1.75)	pCi/L		06/22/23 08:06	
SM 2320B	Alkalinity, Total as CaCO3	257	mg/L	10.0	05/27/23 00:57	
SM 2320B	Alkalinity,Bicarbonate (CaCO3)	257	mg/L	10.0	05/27/23 00:57	
SM 2540C	Total Dissolved Solids	1320	mg/L	20.0	06/02/23 08:22	
SM 4500-H+B	pH at 25 Degrees C	8.1	Std. Units	0.10	06/12/23 06:50	H3
EPA 365.1	Phosphate as P04	0.50	mg/L	0.15	06/08/23 13:31	
SM 5310C	Total Organic Carbon	2.2	mg/L	1.0	06/10/23 08:18	
SM 5310C	Dissolved Organic Carbon	2.2	mg/L	1.0	06/09/23 01:31	
50345930002	MW-13S					
EPA 9056	Chloride	197	mg/L	25.0	06/08/23 11:40	
EPA 9056	Fluoride	0.90	mg/L	0.10	06/08/23 11:05	
EPA 9056	Sulfate	538	mg/L	25.0	06/08/23 11:40	
EPA 6010	Barium	35.0	ug/L	10.0	06/09/23 16:55	
EPA 6010	Boron	15300	ug/L	100	06/09/23 16:55	
EPA 6010	Calcium	209000	ug/L	2000	06/09/23 18:24	
EPA 6010	Iron	1090	ug/L	100	06/09/23 16:55	
EPA 6010	Lithium	58.4	ug/L	20.0	06/09/23 16:55	
EPA 6010	Magnesium	52000	ug/L	1000	06/09/23 16:55	
EPA 6010	Manganese	428	ug/L	10.0	06/09/23 16:55	
EPA 6010	Molybdenum	480	ug/L	10.0	06/09/23 16:55	

REPORT OF LABORATORY ANALYSIS

This report shall not be reproduced, except in full,
 without the written consent of Pace Analytical Services, LLC.



SUMMARY OF DETECTION

Project: Harding Street P1R1
 Pace Project No.: 50345930

Lab Sample ID	Client Sample ID	Result	Units	Report Limit	Analyzed	Qualifiers
Method	Parameters					
50345930002	MW-13S					
EPA 6010	Potassium	13900	ug/L	1000	06/09/23 16:55	
EPA 6010	Silica	14900	ug/L	450	06/09/23 16:55	N2
EPA 6010	Sodium	144000	ug/L	1000	06/09/23 16:55	
EPA 6010	Iron, Dissolved	931	ug/L	100	06/09/23 03:34	
EPA 6010	Manganese, Dissolved	427	ug/L	10.0	06/09/23 03:34	
EPA 6010	Molybdenum, Dissolved	469	ug/L	10.0	06/09/23 03:34	
EPA 6020	Arsenic	328	ug/L	3.0	06/08/23 18:23	
EPA 903.1	Radium-226	-0.0739 ± 0.523 (1.11) C:NA T:84%	pCi/L		06/21/23 16:22	
EPA 904.0	Radium-228	0.790 ± 0.399 (0.687) C:81% T:86%	pCi/L		06/19/23 15:52	
Total Radium Calculation	Total Radium	0.790 ± 0.922 (1.80)	pCi/L		06/22/23 08:06	
SM 2320B	Alkalinity, Total as CaCO3	256	mg/L	10.0	05/27/23 00:57	
SM 2320B	Alkalinity,Bicarbonate (CaCO3)	256	mg/L	10.0	05/27/23 00:57	
SM 2540C	Total Dissolved Solids	1300	mg/L	20.0	06/02/23 08:23	
SM 4500-H+B	pH at 25 Degrees C	7.6	Std. Units	0.10	06/12/23 06:51	H3
HACH 8146	Iron, Ferrous	0.27	mg/L	0.20	05/31/23 14:45	H3,N2
EPA 365.1	Phosphate as P04	0.42	mg/L	0.15	06/08/23 13:32	
SM 5310C	Total Organic Carbon	2.3	mg/L	1.0	06/10/23 08:31	
SM 5310C	Dissolved Organic Carbon	2.0	mg/L	1.0	06/09/23 01:51	
50345930003	MW-13D					
EPA 9056	Chloride	198	mg/L	25.0	06/08/23 12:32	
EPA 9056	Fluoride	0.61	mg/L	0.10	06/08/23 11:57	
EPA 9056	Sulfate	1030	mg/L	25.0	06/08/23 12:32	
EPA 6010	Barium	34.8	ug/L	10.0	06/09/23 16:58	
EPA 6010	Boron	21300	ug/L	100	06/09/23 16:58	
EPA 6010	Calcium	262000	ug/L	2000	06/09/23 18:27	
EPA 6010	Iron	2470	ug/L	100	06/09/23 16:58	
EPA 6010	Lithium	70.1	ug/L	20.0	06/09/23 16:58	
EPA 6010	Magnesium	51300	ug/L	1000	06/09/23 16:58	
EPA 6010	Manganese	235	ug/L	10.0	06/09/23 16:58	
EPA 6010	Molybdenum	414	ug/L	10.0	06/09/23 16:58	
EPA 6010	Potassium	18400	ug/L	1000	06/09/23 16:58	
EPA 6010	Silica	14400	ug/L	450	06/09/23 16:58	N2
EPA 6010	Sodium	152000	ug/L	1000	06/09/23 16:58	
EPA 6010	Iron, Dissolved	2390	ug/L	100	06/09/23 03:40	
EPA 6010	Manganese, Dissolved	231	ug/L	10.0	06/09/23 03:40	
EPA 6010	Molybdenum, Dissolved	417	ug/L	10.0	06/09/23 03:40	
EPA 6020	Arsenic	234	ug/L	2.0	06/08/23 18:27	

REPORT OF LABORATORY ANALYSIS

This report shall not be reproduced, except in full,
 without the written consent of Pace Analytical Services, LLC.



SUMMARY OF DETECTION

Project: Harding Street P1R1

Pace Project No.: 50345930

Lab Sample ID	Client Sample ID	Result	Units	Report Limit	Analyzed	Qualifiers
Method	Parameters					
50345930003	MW-13D					
EPA 903.1	Radium-226	0.354 ± 0.540 (0.929) C:NA T:94%	pCi/L		06/21/23 16:22	
EPA 904.0	Radium-228	1.11 ± 0.437 (0.654) C:81% T:87%	pCi/L		06/19/23 15:52	
Total Radium Calculation	Total Radium	1.46 ± 0.977 (1.58)	pCi/L		06/22/23 08:06	
SM 2320B	Alkalinity, Total as CaCO3	190	mg/L	10.0	05/27/23 00:57	
SM 2320B	Alkalinity,Bicarbonate (CaCO3)	190	mg/L	10.0	05/27/23 00:57	
SM 2540C	Total Dissolved Solids	1580	mg/L	20.0	06/02/23 08:23	
SM 4500-H+B	pH at 25 Degrees C	7.6	Std. Units	0.10	06/12/23 06:52	H3
HACH 8146	Iron, Ferrous	0.42	mg/L	0.20	05/31/23 14:45	H3,N2
EPA 365.1	Phosphate as P04	0.35	mg/L	0.15	06/08/23 13:32	
SM 5310C	Total Organic Carbon	2.0	mg/L	1.0	06/10/23 06:16	
SM 5310C	Dissolved Organic Carbon	2.0	mg/L	1.0	06/09/23 02:11	
50345930004	MW-7S					
EPA 9056	Chloride	135	mg/L	25.0	06/08/23 13:42	
EPA 9056	Fluoride	0.62	mg/L	0.10	06/08/23 13:24	
EPA 9056	Sulfate	541	mg/L	25.0	06/08/23 13:42	
EPA 6010	Barium	39.4	ug/L	10.0	06/09/23 17:01	
EPA 6010	Boron	14200	ug/L	100	06/09/23 17:01	
EPA 6010	Calcium	212000	ug/L	2000	06/09/23 18:29	
EPA 6010	Iron	3030	ug/L	100	06/09/23 17:01	
EPA 6010	Lithium	79.2	ug/L	20.0	06/09/23 17:01	
EPA 6010	Magnesium	43500	ug/L	1000	06/09/23 17:01	
EPA 6010	Manganese	420	ug/L	10.0	06/09/23 17:01	
EPA 6010	Molybdenum	514	ug/L	10.0	06/09/23 17:01	
EPA 6010	Potassium	15800	ug/L	1000	06/09/23 17:01	
EPA 6010	Silica	14100	ug/L	450	06/09/23 17:01	N2
EPA 6010	Sodium	163000	ug/L	1000	06/09/23 17:01	
EPA 6010	Iron, Dissolved	2960	ug/L	100	06/09/23 03:42	
EPA 6010	Manganese, Dissolved	414	ug/L	10.0	06/09/23 03:42	
EPA 6010	Molybdenum, Dissolved	516	ug/L	10.0	06/09/23 03:42	
EPA 6020	Arsenic	385	ug/L	3.0	06/08/23 18:33	
EPA 903.1	Radium-226	0.218 ± 0.333 (0.535) C:NA T:95%	pCi/L		06/21/23 16:22	
EPA 904.0	Radium-228	0.705 ± 0.411 (0.757) C:84% T:83%	pCi/L		06/19/23 15:52	

REPORT OF LABORATORY ANALYSIS

This report shall not be reproduced, except in full,
without the written consent of Pace Analytical Services, LLC.



SUMMARY OF DETECTION

Project: Harding Street P1R1
 Pace Project No.: 50345930

Lab Sample ID	Client Sample ID	Result	Units	Report Limit	Analyzed	Qualifiers
Method	Parameters					
50345930004	MW-7S					
Total Radium Calculation	Total Radium	0.923 ± 0.744 (1.29)	pCi/L		06/22/23 08:06	
SM 2320B	Alkalinity, Total as CaCO3	251	mg/L	10.0	05/27/23 00:57	
SM 2320B	Alkalinity,Bicarbonate (CaCO3)	251	mg/L	10.0	05/27/23 00:57	
SM 2540C	Total Dissolved Solids	1370	mg/L	20.0	06/02/23 08:24	
SM 4500-H+B	pH at 25 Degrees C	7.6	Std. Units	0.10	06/12/23 06:52	H3
EPA 365.1	Phosphate as P04	0.79	mg/L	0.15	06/08/23 13:33	
SM 5310C	Total Organic Carbon	2.0	mg/L	1.0	06/10/23 06:36	
SM 5310C	Dissolved Organic Carbon	2.1	mg/L	1.0	06/09/23 02:37	
50345930005	MW-7D					
EPA 9056	Chloride	162	mg/L	25.0	06/08/23 14:34	
EPA 9056	Fluoride	0.48	mg/L	0.10	06/08/23 13:59	
EPA 9056	Sulfate	735	mg/L	25.0	06/08/23 14:34	
EPA 6010	Aluminum	231	ug/L	200	06/09/23 17:03	
EPA 6010	Barium	43.1	ug/L	10.0	06/09/23 17:03	
EPA 6010	Boron	14800	ug/L	100	06/09/23 17:03	
EPA 6010	Calcium	222000	ug/L	2000	06/09/23 18:32	
EPA 6010	Iron	2630	ug/L	100	06/09/23 17:03	
EPA 6010	Lithium	94.9	ug/L	20.0	06/09/23 17:03	
EPA 6010	Magnesium	45300	ug/L	1000	06/09/23 17:03	
EPA 6010	Manganese	525	ug/L	10.0	06/09/23 17:03	
EPA 6010	Molybdenum	548	ug/L	10.0	06/09/23 17:03	
EPA 6010	Potassium	16800	ug/L	1000	06/09/23 17:03	
EPA 6010	Silica	14400	ug/L	450	06/09/23 17:03	N2
EPA 6010	Sodium	171000	ug/L	1000	06/09/23 17:03	
EPA 6010	Iron, Dissolved	2200	ug/L	100	06/09/23 03:45	
EPA 6010	Manganese, Dissolved	499	ug/L	10.0	06/09/23 03:45	
EPA 6010	Molybdenum, Dissolved	545	ug/L	10.0	06/09/23 03:45	
EPA 6020	Arsenic	462	ug/L	4.0	06/08/23 18:37	
EPA 903.1	Radium-226	0.497 ± 0.389 (0.457) C:NA T:100%	pCi/L		06/21/23 16:22	
EPA 904.0	Radium-228	0.782 ± 0.377 (0.633) C:86% T:85%	pCi/L		06/19/23 15:52	
Total Radium Calculation	Total Radium	1.28 ± 0.766 (1.09)	pCi/L		06/22/23 08:06	
SM 2320B	Alkalinity, Total as CaCO3	247	mg/L	10.0	05/27/23 00:57	
SM 2320B	Alkalinity,Bicarbonate (CaCO3)	247	mg/L	10.0	05/27/23 00:57	
SM 2540C	Total Dissolved Solids	1460	mg/L	20.0	06/02/23 08:24	
SM 4500-H+B	pH at 25 Degrees C	7.7	Std. Units	0.10	06/12/23 06:53	H3
EPA 365.1	Phosphate as P04	0.88	mg/L	0.15	06/08/23 13:33	
SM 5310C	Total Organic Carbon	2.0	mg/L	1.0	06/10/23 06:56	

REPORT OF LABORATORY ANALYSIS

This report shall not be reproduced, except in full,
 without the written consent of Pace Analytical Services, LLC.



SUMMARY OF DETECTION

Project: Harding Street P1R1
 Pace Project No.: 50345930

Lab Sample ID Method	Client Sample ID Parameters	Result	Units	Report Limit	Analyzed	Qualifiers
50345930005	MW-7D					
SM 5310C	Dissolved Organic Carbon	2.0	mg/L	1.0	06/09/23 12:51	
50345930006	MW-7D1					
EPA 9056	Chloride	165	mg/L	25.0	06/09/23 12:13	
EPA 9056	Fluoride	0.31	mg/L	0.10	06/08/23 14:52	
EPA 9056	Sulfate	635	mg/L	25.0	06/09/23 12:13	
EPA 6010	Aluminum	206	ug/L	200	06/09/23 17:06	
EPA 6010	Barium	66.6	ug/L	10.0	06/09/23 17:06	
EPA 6010	Boron	13900	ug/L	100	06/09/23 17:06	
EPA 6010	Calcium	219000	ug/L	2000	06/09/23 18:34	
EPA 6010	Iron	3010	ug/L	100	06/09/23 17:06	
EPA 6010	Lithium	98.2	ug/L	20.0	06/09/23 17:06	
EPA 6010	Magnesium	42600	ug/L	1000	06/09/23 17:06	
EPA 6010	Manganese	405	ug/L	10.0	06/09/23 17:06	
EPA 6010	Molybdenum	623	ug/L	10.0	06/09/23 17:06	
EPA 6010	Potassium	16400	ug/L	1000	06/09/23 17:06	
EPA 6010	Silica	12200	ug/L	450	06/09/23 17:06	N2
EPA 6010	Sodium	189000	ug/L	1000	06/09/23 17:06	
EPA 6010	Iron, Dissolved	2440	ug/L	100	06/09/23 03:47	
EPA 6010	Manganese, Dissolved	378	ug/L	10.0	06/09/23 03:47	
EPA 6010	Molybdenum, Dissolved	607	ug/L	10.0	06/09/23 03:47	
EPA 6020	Arsenic	334	ug/L	3.0	06/08/23 18:40	
EPA 903.1	Radium-226	0.965 ± 0.643 (0.828)	pCi/L		06/21/23 16:22	
EPA 904.0	Radium-228	0.916 ± 0.406 (0.637) C:85% T:76%	pCi/L		06/19/23 15:52	
Total Radium Calculation	Total Radium	1.88 ± 1.05 (1.47)	pCi/L		06/22/23 08:06	
SM 2320B	Alkalinity, Total as CaCO3	220	mg/L	10.0	05/27/23 00:57	
SM 2320B	Alkalinity,Bicarbonate (CaCO3)	220	mg/L	10.0	05/27/23 00:57	
SM 2540C	Total Dissolved Solids	1490	mg/L	20.0	06/02/23 08:24	
SM 4500-H+B	pH at 25 Degrees C	7.8	Std. Units	0.10	06/12/23 06:54	H3
EPA 365.1	Phosphate as P04	1.3	mg/L	0.15	06/08/23 13:34	
SM 5310C	Total Organic Carbon	1.9	mg/L	1.0	06/10/23 07:22	
SM 5310C	Dissolved Organic Carbon	1.9	mg/L	1.0	06/09/23 13:18	

REPORT OF LABORATORY ANALYSIS

This report shall not be reproduced, except in full,
 without the written consent of Pace Analytical Services, LLC.



ANALYTICAL RESULTS

Project: Harding Street P1R1

Pace Project No.: 50345930

Sample: MW-12D1 **Lab ID: 50345930001** Collected: 05/26/23 10:05 Received: 05/26/23 13:20 Matrix: Water

Parameters	Results	Units	Report Limit	MDL	DF	Prepared	Analyzed	CAS No.	Qual
9056 IC Anions									
Analytical Method: EPA 9056									
Pace Analytical Services - Indianapolis									
Chloride	144	mg/L	25.0	6.7	100		06/08/23 10:47	16887-00-6	
Fluoride	1.1	mg/L	0.10	0.017	1		06/08/23 10:12	16984-48-8	
Sulfate	520	mg/L	25.0	8.5	100		06/08/23 10:47	14808-79-8	
6010 MET ICP									
Analytical Method: EPA 6010 Preparation Method: EPA 3010									
Pace Analytical Services - Indianapolis									
Aluminum	ND	ug/L	200	54.4	1	06/08/23 07:57	06/09/23 16:38	7429-90-5	
Barium	63.0	ug/L	10.0	1.3	1	06/08/23 07:57	06/09/23 16:38	7440-39-3	
Boron	7780	ug/L	100	61.4	1	06/08/23 07:57	06/09/23 16:38	7440-42-8	
Cadmium	ND	ug/L	2.0	0.48	1	06/08/23 07:57	06/09/23 16:38	7440-43-9	
Calcium	209000	ug/L	2000	177	2	06/08/23 07:57	06/09/23 18:12	7440-70-2	
Iron	2880	ug/L	100	48.8	1	06/08/23 07:57	06/09/23 16:38	7439-89-6	
Lead	ND	ug/L	10.0	3.9	1	06/08/23 07:57	06/09/23 16:38	7439-92-1	
Lithium	91.6	ug/L	20.0	6.2	1	06/08/23 07:57	06/09/23 16:38	7439-93-2	
Magnesium	48000	ug/L	1000	43.0	1	06/08/23 07:57	06/09/23 16:38	7439-95-4	
Manganese	477	ug/L	10.0	5.4	1	06/08/23 07:57	06/09/23 16:38	7439-96-5	
Molybdenum	171	ug/L	10.0	2.0	1	06/08/23 07:57	06/09/23 16:38	7439-98-7	
Potassium	13200	ug/L	1000	200	1	06/08/23 07:57	06/09/23 16:38	7440-09-7	
Silica	12900	ug/L	450		1	06/08/23 07:57	06/09/23 16:38	7631-86-9	N2
Sodium	149000	ug/L	1000	284	1	06/08/23 07:57	06/09/23 16:38	7440-23-5	
6010 MET ICP, Dissolved									
Analytical Method: EPA 6010 Preparation Method: EPA 3010									
Pace Analytical Services - Indianapolis									
Iron, Dissolved	2740	ug/L	100	48.8	1	06/07/23 16:25	06/09/23 03:31	7439-89-6	
Manganese, Dissolved	469	ug/L	10.0	2.5	1	06/07/23 16:25	06/09/23 03:31	7439-96-5	
Molybdenum, Dissolved	175	ug/L	10.0	3.7	1	06/07/23 16:25	06/09/23 03:31	7439-98-7	
6020 MET ICPMS									
Analytical Method: EPA 6020 Preparation Method: EPA 200.2									
Pace Analytical Services - Indianapolis									
Antimony	ND	ug/L	1.0	0.036	1	06/06/23 14:50	06/08/23 04:06	7440-36-0	
Arsenic	350	ug/L	3.0	0.16	3	06/06/23 14:50	06/08/23 18:20	7440-38-2	
Beryllium	ND	ug/L	0.20	0.028	1	06/06/23 14:50	06/08/23 04:06	7440-41-7	
Chromium	ND	ug/L	10.0	0.13	1	06/06/23 14:50	06/08/23 04:06	7440-47-3	
Cobalt	ND	ug/L	1.0	0.032	1	06/06/23 14:50	06/08/23 04:06	7440-48-4	
Selenium	ND	ug/L	1.0	0.23	1	06/06/23 14:50	06/08/23 04:06	7782-49-2	
Thallium	ND	ug/L	1.0	0.033	1	06/06/23 14:50	06/08/23 04:06	7440-28-0	
7470 Mercury									
Analytical Method: EPA 7470 Preparation Method: EPA 7470									
Pace Analytical Services - Indianapolis									
Mercury	ND	ug/L	0.20	0.12	1	06/06/23 18:35	06/07/23 09:32	7439-97-6	
2320B Alkalinity									
Analytical Method: SM 2320B									
Pace Analytical Services - Indianapolis									
Alkalinity, Total as CaCO3	257	mg/L	10.0	10.0	1		05/27/23 00:57		

REPORT OF LABORATORY ANALYSIS

This report shall not be reproduced, except in full,
without the written consent of Pace Analytical Services, LLC.



ANALYTICAL RESULTS

Project: Harding Street P1R1
 Pace Project No.: 50345930

Parameters	Results	Units	Report Limit	MDL	DF	Prepared	Analyzed	CAS No.	Qual
Sample: MW-12D1 Lab ID: 50345930001 Collected: 05/26/23 10:05 Received: 05/26/23 13:20 Matrix: Water									
2320B Alkalinity									
Analytical Method: SM 2320B Pace Analytical Services - Indianapolis									
Alkalinity,Bicarbonate (CaCO3)	257	mg/L	10.0	10.0	1		05/27/23 00:57		
Alkalinity,Carbonate (CaCO3)	ND	mg/L	10.0	10.0	1		05/27/23 00:57		
2540C Total Dissolved Solids									
Analytical Method: SM 2540C Pace Analytical Services - Indianapolis									
Total Dissolved Solids	1320	mg/L	20.0	20.0	1		06/02/23 08:22		
4500H+ pH, Electrometric									
Analytical Method: SM 4500-H+B Pace Analytical Services - Indianapolis									
pH at 25 Degrees C	8.1	Std. Units	0.10	0.10	1		06/12/23 06:50		H3
4500S2D Sulfide Water									
Analytical Method: SM 4500-S2-D Pace Analytical Services - Indianapolis									
Sulfide	ND	mg/L	0.10	0.025	1		05/27/23 13:22	18496-25-8	
Iron, Ferrous									
Analytical Method: HACH 8146 Pace Analytical Services - Indianapolis									
Iron, Ferrous	ND	mg/L	0.20	0.035	1		05/31/23 14:44	15438-31-0	H3,N2
353.2 Nitrogen, NO2/NO3 unpres									
Analytical Method: EPA 353.2 Pace Analytical Services - Indianapolis									
Nitrogen, Nitrate	ND	mg/L	0.10	0.011	1		05/26/23 20:30	14797-55-8	
Nitrogen, Nitrite	ND	mg/L	0.10	0.0040	1		05/26/23 20:30	14797-65-0	
365.1 Total Phosphorus									
Analytical Method: EPA 365.1 Preparation Method: EPA 365.1 Pace Analytical Services - Indianapolis									
Phosphate as P04	0.50	mg/L	0.15	0.15	1	06/07/23 11:00	06/08/23 13:31		
5310C TOC									
Analytical Method: SM 5310C Pace Analytical Services - Indianapolis									
Total Organic Carbon	2.2	mg/L	1.0	0.24	1		06/10/23 08:18	7440-44-0	
5310C Dissolved Organic Carbon									
Analytical Method: SM 5310C Pace Analytical Services - Indianapolis									
Dissolved Organic Carbon	2.2	mg/L	1.0	0.24	1		06/09/23 01:31		

REPORT OF LABORATORY ANALYSIS

This report shall not be reproduced, except in full,
 without the written consent of Pace Analytical Services, LLC.



ANALYTICAL RESULTS

Project: Harding Street P1R1
 Pace Project No.: 50345930

Sample: MW-13S **Lab ID: 50345930002** Collected: 05/26/23 11:14 Received: 05/26/23 13:20 Matrix: Water

Parameters	Results	Units	Report			Prepared	Analyzed	CAS No.	Qual
			Limit	MDL	DF				
9056 IC Anions									
Analytical Method: EPA 9056									
Pace Analytical Services - Indianapolis									
Chloride	197	mg/L	25.0	6.7	100		06/08/23 11:40	16887-00-6	
Fluoride	0.90	mg/L	0.10	0.017	1		06/08/23 11:05	16984-48-8	
Sulfate	538	mg/L	25.0	8.5	100		06/08/23 11:40	14808-79-8	
6010 MET ICP									
Analytical Method: EPA 6010 Preparation Method: EPA 3010									
Pace Analytical Services - Indianapolis									
Aluminum	ND	ug/L	200	54.4	1	06/08/23 07:57	06/09/23 16:55	7429-90-5	
Barium	35.0	ug/L	10.0	1.3	1	06/08/23 07:57	06/09/23 16:55	7440-39-3	
Boron	15300	ug/L	100	61.4	1	06/08/23 07:57	06/09/23 16:55	7440-42-8	
Cadmium	ND	ug/L	2.0	0.48	1	06/08/23 07:57	06/09/23 16:55	7440-43-9	
Calcium	209000	ug/L	2000	177	2	06/08/23 07:57	06/09/23 18:24	7440-70-2	
Iron	1090	ug/L	100	48.8	1	06/08/23 07:57	06/09/23 16:55	7439-89-6	
Lead	ND	ug/L	10.0	3.9	1	06/08/23 07:57	06/09/23 16:55	7439-92-1	
Lithium	58.4	ug/L	20.0	6.2	1	06/08/23 07:57	06/09/23 16:55	7439-93-2	
Magnesium	52000	ug/L	1000	43.0	1	06/08/23 07:57	06/09/23 16:55	7439-95-4	
Manganese	428	ug/L	10.0	5.4	1	06/08/23 07:57	06/09/23 16:55	7439-96-5	
Molybdenum	480	ug/L	10.0	2.0	1	06/08/23 07:57	06/09/23 16:55	7439-98-7	
Potassium	13900	ug/L	1000	200	1	06/08/23 07:57	06/09/23 16:55	7440-09-7	
Silica	14900	ug/L	450		1	06/08/23 07:57	06/09/23 16:55	7631-86-9	N2
Sodium	144000	ug/L	1000	284	1	06/08/23 07:57	06/09/23 16:55	7440-23-5	
6010 MET ICP, Dissolved									
Analytical Method: EPA 6010 Preparation Method: EPA 3010									
Pace Analytical Services - Indianapolis									
Iron, Dissolved	931	ug/L	100	48.8	1	06/07/23 16:25	06/09/23 03:34	7439-89-6	
Manganese, Dissolved	427	ug/L	10.0	2.5	1	06/07/23 16:25	06/09/23 03:34	7439-96-5	
Molybdenum, Dissolved	469	ug/L	10.0	3.7	1	06/07/23 16:25	06/09/23 03:34	7439-98-7	
6020 MET ICPMS									
Analytical Method: EPA 6020 Preparation Method: EPA 200.2									
Pace Analytical Services - Indianapolis									
Antimony	ND	ug/L	1.0	0.036	1	06/06/23 14:50	06/08/23 04:09	7440-36-0	
Arsenic	328	ug/L	3.0	0.16	3	06/06/23 14:50	06/08/23 18:23	7440-38-2	
Beryllium	ND	ug/L	0.20	0.028	1	06/06/23 14:50	06/08/23 04:09	7440-41-7	
Chromium	ND	ug/L	10.0	0.13	1	06/06/23 14:50	06/08/23 04:09	7440-47-3	
Cobalt	ND	ug/L	1.0	0.032	1	06/06/23 14:50	06/08/23 04:09	7440-48-4	
Selenium	ND	ug/L	1.0	0.23	1	06/06/23 14:50	06/08/23 04:09	7782-49-2	
Thallium	ND	ug/L	1.0	0.033	1	06/06/23 14:50	06/08/23 04:09	7440-28-0	
7470 Mercury									
Analytical Method: EPA 7470 Preparation Method: EPA 7470									
Pace Analytical Services - Indianapolis									
Mercury	ND	ug/L	0.20	0.12	1	06/06/23 18:35	06/07/23 09:34	7439-97-6	
2320B Alkalinity									
Analytical Method: SM 2320B									
Pace Analytical Services - Indianapolis									
Alkalinity, Total as CaCO3	256	mg/L	10.0	10.0	1		05/27/23 00:57		

REPORT OF LABORATORY ANALYSIS

This report shall not be reproduced, except in full,
 without the written consent of Pace Analytical Services, LLC.



ANALYTICAL RESULTS

Project: Harding Street P1R1
 Pace Project No.: 50345930

Sample: MW-13S		Lab ID: 50345930002		Collected: 05/26/23 11:14		Received: 05/26/23 13:20		Matrix: Water	
Parameters	Results	Units	Report Limit	MDL	DF	Prepared	Analyzed	CAS No.	Qual
2320B Alkalinity									
Analytical Method: SM 2320B									
Pace Analytical Services - Indianapolis									
Alkalinity,Bicarbonate (CaCO3)	256	mg/L	10.0	10.0	1		05/27/23 00:57		
Alkalinity,Carbonate (CaCO3)	ND	mg/L	10.0	10.0	1		05/27/23 00:57		
2540C Total Dissolved Solids									
Analytical Method: SM 2540C									
Pace Analytical Services - Indianapolis									
Total Dissolved Solids	1300	mg/L	20.0	20.0	1		06/02/23 08:23		
4500H+ pH, Electrometric									
Analytical Method: SM 4500-H+B									
Pace Analytical Services - Indianapolis									
pH at 25 Degrees C	7.6	Std. Units	0.10	0.10	1		06/12/23 06:51		H3
4500S2D Sulfide Water									
Analytical Method: SM 4500-S2-D									
Pace Analytical Services - Indianapolis									
Sulfide	ND	mg/L	0.10	0.025	1		05/27/23 13:22	18496-25-8	
Iron, Ferrous									
Analytical Method: HACH 8146									
Pace Analytical Services - Indianapolis									
Iron, Ferrous	0.27	mg/L	0.20	0.035	1		05/31/23 14:45	15438-31-0	H3,N2
353.2 Nitrogen, NO2/NO3 unpres									
Analytical Method: EPA 353.2									
Pace Analytical Services - Indianapolis									
Nitrogen, Nitrate	ND	mg/L	0.10	0.011	1		05/26/23 20:33	14797-55-8	
Nitrogen, Nitrite	ND	mg/L	0.10	0.0040	1		05/26/23 20:33	14797-65-0	
365.1 Total Phosphorus									
Analytical Method: EPA 365.1 Preparation Method: EPA 365.1									
Pace Analytical Services - Indianapolis									
Phosphate as P04	0.42	mg/L	0.15	0.15	1	06/07/23 11:00	06/08/23 13:32		
5310C TOC									
Analytical Method: SM 5310C									
Pace Analytical Services - Indianapolis									
Total Organic Carbon	2.3	mg/L	1.0	0.24	1		06/10/23 08:31	7440-44-0	
5310C Dissolved Organic Carbon									
Analytical Method: SM 5310C									
Pace Analytical Services - Indianapolis									
Dissolved Organic Carbon	2.0	mg/L	1.0	0.24	1		06/09/23 01:51		

REPORT OF LABORATORY ANALYSIS

This report shall not be reproduced, except in full,
 without the written consent of Pace Analytical Services, LLC.



ANALYTICAL RESULTS

Project: Harding Street P1R1

Pace Project No.: 50345930

Sample: MW-13D Lab ID: 50345930003 Collected: 05/26/23 12:09 Received: 05/26/23 13:20 Matrix: Water

Parameters	Results	Units	Report			Prepared	Analyzed	CAS No.	Qual
			Limit	MDL	DF				
9056 IC Anions									
Analytical Method: EPA 9056									
Pace Analytical Services - Indianapolis									
Chloride	198	mg/L	25.0	6.7	100		06/08/23 12:32	16887-00-6	
Fluoride	0.61	mg/L	0.10	0.017	1		06/08/23 11:57	16984-48-8	
Sulfate	1030	mg/L	25.0	8.5	100		06/08/23 12:32	14808-79-8	
6010 MET ICP									
Analytical Method: EPA 6010 Preparation Method: EPA 3010									
Pace Analytical Services - Indianapolis									
Aluminum	ND	ug/L	200	54.4	1	06/08/23 07:57	06/09/23 16:58	7429-90-5	
Barium	34.8	ug/L	10.0	1.3	1	06/08/23 07:57	06/09/23 16:58	7440-39-3	
Boron	21300	ug/L	100	61.4	1	06/08/23 07:57	06/09/23 16:58	7440-42-8	
Cadmium	ND	ug/L	2.0	0.48	1	06/08/23 07:57	06/09/23 16:58	7440-43-9	
Calcium	262000	ug/L	2000	177	2	06/08/23 07:57	06/09/23 18:27	7440-70-2	
Iron	2470	ug/L	100	48.8	1	06/08/23 07:57	06/09/23 16:58	7439-89-6	
Lead	ND	ug/L	10.0	3.9	1	06/08/23 07:57	06/09/23 16:58	7439-92-1	
Lithium	70.1	ug/L	20.0	6.2	1	06/08/23 07:57	06/09/23 16:58	7439-93-2	
Magnesium	51300	ug/L	1000	43.0	1	06/08/23 07:57	06/09/23 16:58	7439-95-4	
Manganese	235	ug/L	10.0	5.4	1	06/08/23 07:57	06/09/23 16:58	7439-96-5	
Molybdenum	414	ug/L	10.0	2.0	1	06/08/23 07:57	06/09/23 16:58	7439-98-7	
Potassium	18400	ug/L	1000	200	1	06/08/23 07:57	06/09/23 16:58	7440-09-7	
Silica	14400	ug/L	450		1	06/08/23 07:57	06/09/23 16:58	7631-86-9	N2
Sodium	152000	ug/L	1000	284	1	06/08/23 07:57	06/09/23 16:58	7440-23-5	
6010 MET ICP, Dissolved									
Analytical Method: EPA 6010 Preparation Method: EPA 3010									
Pace Analytical Services - Indianapolis									
Iron, Dissolved	2390	ug/L	100	48.8	1	06/07/23 16:25	06/09/23 03:40	7439-89-6	
Manganese, Dissolved	231	ug/L	10.0	2.5	1	06/07/23 16:25	06/09/23 03:40	7439-96-5	
Molybdenum, Dissolved	417	ug/L	10.0	3.7	1	06/07/23 16:25	06/09/23 03:40	7439-98-7	
6020 MET ICPMS									
Analytical Method: EPA 6020 Preparation Method: EPA 200.2									
Pace Analytical Services - Indianapolis									
Antimony	ND	ug/L	1.0	0.036	1	06/06/23 14:50	06/08/23 04:19	7440-36-0	
Arsenic	234	ug/L	2.0	0.11	2	06/06/23 14:50	06/08/23 18:27	7440-38-2	
Beryllium	ND	ug/L	0.20	0.028	1	06/06/23 14:50	06/08/23 04:19	7440-41-7	
Chromium	ND	ug/L	10.0	0.13	1	06/06/23 14:50	06/08/23 04:19	7440-47-3	
Cobalt	ND	ug/L	1.0	0.032	1	06/06/23 14:50	06/08/23 04:19	7440-48-4	
Selenium	ND	ug/L	1.0	0.23	1	06/06/23 14:50	06/08/23 04:19	7782-49-2	
Thallium	ND	ug/L	1.0	0.033	1	06/06/23 14:50	06/08/23 04:19	7440-28-0	
7470 Mercury									
Analytical Method: EPA 7470 Preparation Method: EPA 7470									
Pace Analytical Services - Indianapolis									
Mercury	ND	ug/L	0.20	0.12	1	06/06/23 18:35	06/07/23 09:36	7439-97-6	
2320B Alkalinity									
Analytical Method: SM 2320B									
Pace Analytical Services - Indianapolis									
Alkalinity, Total as CaCO3	190	mg/L	10.0	10.0	1		05/27/23 00:57		

REPORT OF LABORATORY ANALYSIS

This report shall not be reproduced, except in full,
without the written consent of Pace Analytical Services, LLC.



ANALYTICAL RESULTS

Project: Harding Street P1R1
 Pace Project No.: 50345930

Sample: MW-13D		Lab ID: 50345930003		Collected: 05/26/23 12:09	Received: 05/26/23 13:20	Matrix: Water			
Parameters	Results	Units	Report Limit	MDL	DF	Prepared	Analyzed	CAS No.	Qual
2320B Alkalinity		Analytical Method: SM 2320B Pace Analytical Services - Indianapolis							
Alkalinity,Bicarbonate (CaCO3)	190	mg/L	10.0	10.0	1		05/27/23 00:57		
Alkalinity,Carbonate (CaCO3)	ND	mg/L	10.0	10.0	1		05/27/23 00:57		
2540C Total Dissolved Solids		Analytical Method: SM 2540C Pace Analytical Services - Indianapolis							
Total Dissolved Solids	1580	mg/L	20.0	20.0	1		06/02/23 08:23		
4500H+ pH, Electrometric		Analytical Method: SM 4500-H+B Pace Analytical Services - Indianapolis							
pH at 25 Degrees C	7.6	Std. Units	0.10	0.10	1		06/12/23 06:52		H3
4500S2D Sulfide Water		Analytical Method: SM 4500-S2-D Pace Analytical Services - Indianapolis							
Sulfide	ND	mg/L	0.10	0.025	1		05/27/23 13:22	18496-25-8	
Iron, Ferrous		Analytical Method: HACH 8146 Pace Analytical Services - Indianapolis							
Iron, Ferrous	0.42	mg/L	0.20	0.035	1		05/31/23 14:45	15438-31-0	H3,N2
353.2 Nitrogen, NO2/NO3 unpres		Analytical Method: EPA 353.2 Pace Analytical Services - Indianapolis							
Nitrogen, Nitrate	ND	mg/L	0.10	0.011	1		05/26/23 20:41	14797-55-8	
Nitrogen, Nitrite	ND	mg/L	0.10	0.0040	1		05/26/23 20:41	14797-65-0	
365.1 Total Phosphorus		Analytical Method: EPA 365.1 Preparation Method: EPA 365.1 Pace Analytical Services - Indianapolis							
Phosphate as P04	0.35	mg/L	0.15	0.15	1	06/07/23 11:00	06/08/23 13:32		
5310C TOC		Analytical Method: SM 5310C Pace Analytical Services - Indianapolis							
Total Organic Carbon	2.0	mg/L	1.0	0.24	1		06/10/23 06:16	7440-44-0	
5310C Dissolved Organic Carbon		Analytical Method: SM 5310C Pace Analytical Services - Indianapolis							
Dissolved Organic Carbon	2.0	mg/L	1.0	0.24	1		06/09/23 02:11		

REPORT OF LABORATORY ANALYSIS

This report shall not be reproduced, except in full,
 without the written consent of Pace Analytical Services, LLC.



ANALYTICAL RESULTS

Project: Harding Street P1R1

Pace Project No.: 50345930

Sample: MW-7S Lab ID: 50345930004 Collected: 05/26/23 09:45 Received: 05/26/23 13:20 Matrix: Water

Parameters	Results	Units	Report			Prepared	Analyzed	CAS No.	Qual
			Limit	MDL	DF				
9056 IC Anions									
Analytical Method: EPA 9056									
Pace Analytical Services - Indianapolis									
Chloride	135	mg/L	25.0	6.7	100		06/08/23 13:42	16887-00-6	
Fluoride	0.62	mg/L	0.10	0.017	1		06/08/23 13:24	16984-48-8	
Sulfate	541	mg/L	25.0	8.5	100		06/08/23 13:42	14808-79-8	
6010 MET ICP									
Analytical Method: EPA 6010 Preparation Method: EPA 3010									
Pace Analytical Services - Indianapolis									
Aluminum	ND	ug/L	200	54.4	1	06/08/23 07:57	06/09/23 17:01	7429-90-5	
Barium	39.4	ug/L	10.0	1.3	1	06/08/23 07:57	06/09/23 17:01	7440-39-3	
Boron	14200	ug/L	100	61.4	1	06/08/23 07:57	06/09/23 17:01	7440-42-8	
Cadmium	ND	ug/L	4.0	0.95	2	06/08/23 07:57	06/09/23 18:29	7440-43-9	D3
Calcium	212000	ug/L	2000	177	2	06/08/23 07:57	06/09/23 18:29	7440-70-2	
Iron	3030	ug/L	100	48.8	1	06/08/23 07:57	06/09/23 17:01	7439-89-6	
Lead	ND	ug/L	10.0	3.9	1	06/08/23 07:57	06/09/23 17:01	7439-92-1	
Lithium	79.2	ug/L	20.0	6.2	1	06/08/23 07:57	06/09/23 17:01	7439-93-2	
Magnesium	43500	ug/L	1000	43.0	1	06/08/23 07:57	06/09/23 17:01	7439-95-4	
Manganese	420	ug/L	10.0	5.4	1	06/08/23 07:57	06/09/23 17:01	7439-96-5	
Molybdenum	514	ug/L	10.0	2.0	1	06/08/23 07:57	06/09/23 17:01	7439-98-7	
Potassium	15800	ug/L	1000	200	1	06/08/23 07:57	06/09/23 17:01	7440-09-7	
Silica	14100	ug/L	450		1	06/08/23 07:57	06/09/23 17:01	7631-86-9	N2
Sodium	163000	ug/L	1000	284	1	06/08/23 07:57	06/09/23 17:01	7440-23-5	
6010 MET ICP, Dissolved									
Analytical Method: EPA 6010 Preparation Method: EPA 3010									
Pace Analytical Services - Indianapolis									
Iron, Dissolved	2960	ug/L	100	48.8	1	06/07/23 16:25	06/09/23 03:42	7439-89-6	
Manganese, Dissolved	414	ug/L	10.0	2.5	1	06/07/23 16:25	06/09/23 03:42	7439-96-5	
Molybdenum, Dissolved	516	ug/L	10.0	3.7	1	06/07/23 16:25	06/09/23 03:42	7439-98-7	
6020 MET ICPMS									
Analytical Method: EPA 6020 Preparation Method: EPA 200.2									
Pace Analytical Services - Indianapolis									
Antimony	ND	ug/L	1.0	0.036	1	06/06/23 14:50	06/08/23 04:22	7440-36-0	
Arsenic	385	ug/L	3.0	0.16	3	06/06/23 14:50	06/08/23 18:33	7440-38-2	
Beryllium	ND	ug/L	0.20	0.028	1	06/06/23 14:50	06/08/23 04:22	7440-41-7	
Chromium	ND	ug/L	10.0	0.13	1	06/06/23 14:50	06/08/23 04:22	7440-47-3	
Cobalt	ND	ug/L	1.0	0.032	1	06/06/23 14:50	06/08/23 04:22	7440-48-4	
Selenium	ND	ug/L	1.0	0.23	1	06/06/23 14:50	06/08/23 04:22	7782-49-2	
Thallium	ND	ug/L	1.0	0.033	1	06/06/23 14:50	06/08/23 04:22	7440-28-0	
7470 Mercury									
Analytical Method: EPA 7470 Preparation Method: EPA 7470									
Pace Analytical Services - Indianapolis									
Mercury	ND	ug/L	0.20	0.12	1	06/06/23 18:35	06/07/23 09:39	7439-97-6	
2320B Alkalinity									
Analytical Method: SM 2320B									
Pace Analytical Services - Indianapolis									
Alkalinity, Total as CaCO3	251	mg/L	10.0	10.0	1		05/27/23 00:57		

REPORT OF LABORATORY ANALYSIS

This report shall not be reproduced, except in full,
without the written consent of Pace Analytical Services, LLC.



ANALYTICAL RESULTS

Project: Harding Street P1R1

Pace Project No.: 50345930

Parameters	Results	Units	Report Limit	MDL	DF	Prepared	Analyzed	CAS No.	Qual
Sample: MW-7S Lab ID: 50345930004 Collected: 05/26/23 09:45 Received: 05/26/23 13:20 Matrix: Water									
2320B Alkalinity									
Analytical Method: SM 2320B Pace Analytical Services - Indianapolis									
Alkalinity,Bicarbonate (CaCO3)	251	mg/L	10.0	10.0	1		05/27/23 00:57		
Alkalinity,Carbonate (CaCO3)	ND	mg/L	10.0	10.0	1		05/27/23 00:57		
2540C Total Dissolved Solids									
Analytical Method: SM 2540C Pace Analytical Services - Indianapolis									
Total Dissolved Solids	1370	mg/L	20.0	20.0	1		06/02/23 08:24		
4500H+ pH, Electrometric									
Analytical Method: SM 4500-H+B Pace Analytical Services - Indianapolis									
pH at 25 Degrees C	7.6	Std. Units	0.10	0.10	1		06/12/23 06:52		H3
4500S2D Sulfide Water									
Analytical Method: SM 4500-S2-D Pace Analytical Services - Indianapolis									
Sulfide	ND	mg/L	0.10	0.025	1		05/27/23 13:22	18496-25-8	
Iron, Ferrous									
Analytical Method: HACH 8146 Pace Analytical Services - Indianapolis									
Iron, Ferrous	ND	mg/L	0.20	0.035	1		05/31/23 14:44	15438-31-0	H3,N2
353.2 Nitrogen, NO2/NO3 unpres									
Analytical Method: EPA 353.2 Pace Analytical Services - Indianapolis									
Nitrogen, Nitrate	ND	mg/L	0.10	0.011	1		05/26/23 20:28	14797-55-8	
Nitrogen, Nitrite	ND	mg/L	0.10	0.0040	1		05/26/23 20:28	14797-65-0	
365.1 Total Phosphorus									
Analytical Method: EPA 365.1 Preparation Method: EPA 365.1 Pace Analytical Services - Indianapolis									
Phosphate as P04	0.79	mg/L	0.15	0.15	1	06/07/23 11:00	06/08/23 13:33		
5310C TOC									
Analytical Method: SM 5310C Pace Analytical Services - Indianapolis									
Total Organic Carbon	2.0	mg/L	1.0	0.24	1		06/10/23 06:36	7440-44-0	
5310C Dissolved Organic Carbon									
Analytical Method: SM 5310C Pace Analytical Services - Indianapolis									
Dissolved Organic Carbon	2.1	mg/L	1.0	0.24	1		06/09/23 02:37		

REPORT OF LABORATORY ANALYSIS

This report shall not be reproduced, except in full,
without the written consent of Pace Analytical Services, LLC.



ANALYTICAL RESULTS

Project: Harding Street P1R1

Pace Project No.: 50345930

Sample: MW-7D **Lab ID: 50345930005** Collected: 05/26/23 10:15 Received: 05/26/23 13:20 Matrix: Water

Parameters	Results	Units	Report			Prepared	Analyzed	CAS No.	Qual
			Limit	MDL	DF				
9056 IC Anions									
Analytical Method: EPA 9056									
Pace Analytical Services - Indianapolis									
Chloride	162	mg/L	25.0	6.7	100		06/08/23 14:34	16887-00-6	
Fluoride	0.48	mg/L	0.10	0.017	1		06/08/23 13:59	16984-48-8	
Sulfate	735	mg/L	25.0	8.5	100		06/08/23 14:34	14808-79-8	
6010 MET ICP									
Analytical Method: EPA 6010 Preparation Method: EPA 3010									
Pace Analytical Services - Indianapolis									
Aluminum	231	ug/L	200	54.4	1	06/08/23 07:57	06/09/23 17:03	7429-90-5	
Barium	43.1	ug/L	10.0	1.3	1	06/08/23 07:57	06/09/23 17:03	7440-39-3	
Boron	14800	ug/L	100	61.4	1	06/08/23 07:57	06/09/23 17:03	7440-42-8	
Cadmium	ND	ug/L	4.0	0.95	2	06/08/23 07:57	06/09/23 18:32	7440-43-9	D3
Calcium	222000	ug/L	2000	177	2	06/08/23 07:57	06/09/23 18:32	7440-70-2	
Iron	2630	ug/L	100	48.8	1	06/08/23 07:57	06/09/23 17:03	7439-89-6	
Lead	ND	ug/L	10.0	3.9	1	06/08/23 07:57	06/09/23 17:03	7439-92-1	
Lithium	94.9	ug/L	20.0	6.2	1	06/08/23 07:57	06/09/23 17:03	7439-93-2	
Magnesium	45300	ug/L	1000	43.0	1	06/08/23 07:57	06/09/23 17:03	7439-95-4	
Manganese	525	ug/L	10.0	5.4	1	06/08/23 07:57	06/09/23 17:03	7439-96-5	
Molybdenum	548	ug/L	10.0	2.0	1	06/08/23 07:57	06/09/23 17:03	7439-98-7	
Potassium	16800	ug/L	1000	200	1	06/08/23 07:57	06/09/23 17:03	7440-09-7	
Silica	14400	ug/L	450		1	06/08/23 07:57	06/09/23 17:03	7631-86-9	N2
Sodium	171000	ug/L	1000	284	1	06/08/23 07:57	06/09/23 17:03	7440-23-5	
6010 MET ICP, Dissolved									
Analytical Method: EPA 6010 Preparation Method: EPA 3010									
Pace Analytical Services - Indianapolis									
Iron, Dissolved	2200	ug/L	100	48.8	1	06/07/23 16:25	06/09/23 03:45	7439-89-6	
Manganese, Dissolved	499	ug/L	10.0	2.5	1	06/07/23 16:25	06/09/23 03:45	7439-96-5	
Molybdenum, Dissolved	545	ug/L	10.0	3.7	1	06/07/23 16:25	06/09/23 03:45	7439-98-7	
6020 MET ICPMS									
Analytical Method: EPA 6020 Preparation Method: EPA 200.2									
Pace Analytical Services - Indianapolis									
Antimony	ND	ug/L	1.0	0.036	1	06/06/23 14:50	06/08/23 04:25	7440-36-0	
Arsenic	462	ug/L	4.0	0.21	4	06/06/23 14:50	06/08/23 18:37	7440-38-2	
Beryllium	ND	ug/L	0.20	0.028	1	06/06/23 14:50	06/08/23 04:25	7440-41-7	
Chromium	ND	ug/L	10.0	0.13	1	06/06/23 14:50	06/08/23 04:25	7440-47-3	
Cobalt	ND	ug/L	1.0	0.032	1	06/06/23 14:50	06/08/23 04:25	7440-48-4	
Selenium	ND	ug/L	1.0	0.23	1	06/06/23 14:50	06/08/23 04:25	7782-49-2	
Thallium	ND	ug/L	1.0	0.033	1	06/06/23 14:50	06/08/23 04:25	7440-28-0	
7470 Mercury									
Analytical Method: EPA 7470 Preparation Method: EPA 7470									
Pace Analytical Services - Indianapolis									
Mercury	ND	ug/L	0.20	0.12	1	06/06/23 18:35	06/07/23 09:41	7439-97-6	
2320B Alkalinity									
Analytical Method: SM 2320B									
Pace Analytical Services - Indianapolis									
Alkalinity, Total as CaCO3	247	mg/L	10.0	10.0	1		05/27/23 00:57		

REPORT OF LABORATORY ANALYSIS

This report shall not be reproduced, except in full,
without the written consent of Pace Analytical Services, LLC.



ANALYTICAL RESULTS

Project: Harding Street P1R1
 Pace Project No.: 50345930

Sample: MW-7D		Lab ID: 50345930005		Collected: 05/26/23 10:15	Received: 05/26/23 13:20	Matrix: Water			
Parameters	Results	Units	Report Limit	MDL	DF	Prepared	Analyzed	CAS No.	Qual
2320B Alkalinity		Analytical Method: SM 2320B Pace Analytical Services - Indianapolis							
Alkalinity,Bicarbonate (CaCO3)	247	mg/L	10.0	10.0	1		05/27/23 00:57		
Alkalinity,Carbonate (CaCO3)	ND	mg/L	10.0	10.0	1		05/27/23 00:57		
2540C Total Dissolved Solids		Analytical Method: SM 2540C Pace Analytical Services - Indianapolis							
Total Dissolved Solids	1460	mg/L	20.0	20.0	1		06/02/23 08:24		
4500H+ pH, Electrometric		Analytical Method: SM 4500-H+B Pace Analytical Services - Indianapolis							
pH at 25 Degrees C	7.7	Std. Units	0.10	0.10	1		06/12/23 06:53		H3
4500S2D Sulfide Water		Analytical Method: SM 4500-S2-D Pace Analytical Services - Indianapolis							
Sulfide	ND	mg/L	0.10	0.025	1		05/27/23 13:22	18496-25-8	
Iron, Ferrous		Analytical Method: HACH 8146 Pace Analytical Services - Indianapolis							
Iron, Ferrous	ND	mg/L	0.20	0.035	1		05/31/23 14:44	15438-31-0	H3,N2
353.2 Nitrogen, NO2/NO3 unpres		Analytical Method: EPA 353.2 Pace Analytical Services - Indianapolis							
Nitrogen, Nitrate	ND	mg/L	0.10	0.011	1		05/26/23 20:32	14797-55-8	
Nitrogen, Nitrite	ND	mg/L	0.10	0.0040	1		05/26/23 20:32	14797-65-0	
365.1 Total Phosphorus		Analytical Method: EPA 365.1 Preparation Method: EPA 365.1 Pace Analytical Services - Indianapolis							
Phosphate as P04	0.88	mg/L	0.15	0.15	1	06/07/23 11:00	06/08/23 13:33		
5310C TOC		Analytical Method: SM 5310C Pace Analytical Services - Indianapolis							
Total Organic Carbon	2.0	mg/L	1.0	0.24	1		06/10/23 06:56	7440-44-0	
5310C Dissolved Organic Carbon		Analytical Method: SM 5310C Pace Analytical Services - Indianapolis							
Dissolved Organic Carbon	2.0	mg/L	1.0	0.24	1		06/09/23 12:51		

REPORT OF LABORATORY ANALYSIS

This report shall not be reproduced, except in full,
 without the written consent of Pace Analytical Services, LLC.



ANALYTICAL RESULTS

Project: Harding Street P1R1

Pace Project No.: 50345930

Sample: MW-7D1 Lab ID: 50345930006 Collected: 05/26/23 11:20 Received: 05/26/23 13:20 Matrix: Water

Parameters	Results	Units	Report			Prepared	Analyzed	CAS No.	Qual
			Limit	MDL	DF				
9056 IC Anions									
Analytical Method: EPA 9056									
Pace Analytical Services - Indianapolis									
Chloride	165	mg/L	25.0	6.7	100		06/09/23 12:13	16887-00-6	
Fluoride	0.31	mg/L	0.10	0.017	1		06/08/23 14:52	16984-48-8	
Sulfate	635	mg/L	25.0	8.5	100		06/09/23 12:13	14808-79-8	
6010 MET ICP									
Analytical Method: EPA 6010 Preparation Method: EPA 3010									
Pace Analytical Services - Indianapolis									
Aluminum	206	ug/L	200	54.4	1	06/08/23 07:57	06/09/23 17:06	7429-90-5	
Barium	66.6	ug/L	10.0	1.3	1	06/08/23 07:57	06/09/23 17:06	7440-39-3	
Boron	13900	ug/L	100	61.4	1	06/08/23 07:57	06/09/23 17:06	7440-42-8	
Cadmium	ND	ug/L	4.0	0.95	2	06/08/23 07:57	06/09/23 18:34	7440-43-9	D3
Calcium	219000	ug/L	2000	177	2	06/08/23 07:57	06/09/23 18:34	7440-70-2	
Iron	3010	ug/L	100	48.8	1	06/08/23 07:57	06/09/23 17:06	7439-89-6	
Lead	ND	ug/L	10.0	3.9	1	06/08/23 07:57	06/09/23 17:06	7439-92-1	
Lithium	98.2	ug/L	20.0	6.2	1	06/08/23 07:57	06/09/23 17:06	7439-93-2	
Magnesium	42600	ug/L	1000	43.0	1	06/08/23 07:57	06/09/23 17:06	7439-95-4	
Manganese	405	ug/L	10.0	5.4	1	06/08/23 07:57	06/09/23 17:06	7439-96-5	
Molybdenum	623	ug/L	10.0	2.0	1	06/08/23 07:57	06/09/23 17:06	7439-98-7	
Potassium	16400	ug/L	1000	200	1	06/08/23 07:57	06/09/23 17:06	7440-09-7	
Silica	12200	ug/L	450		1	06/08/23 07:57	06/09/23 17:06	7631-86-9	N2
Sodium	189000	ug/L	1000	284	1	06/08/23 07:57	06/09/23 17:06	7440-23-5	
6010 MET ICP, Dissolved									
Analytical Method: EPA 6010 Preparation Method: EPA 3010									
Pace Analytical Services - Indianapolis									
Iron, Dissolved	2440	ug/L	100	48.8	1	06/07/23 16:25	06/09/23 03:47	7439-89-6	
Manganese, Dissolved	378	ug/L	10.0	2.5	1	06/07/23 16:25	06/09/23 03:47	7439-96-5	
Molybdenum, Dissolved	607	ug/L	10.0	3.7	1	06/07/23 16:25	06/09/23 03:47	7439-98-7	
6020 MET ICPMS									
Analytical Method: EPA 6020 Preparation Method: EPA 200.2									
Pace Analytical Services - Indianapolis									
Antimony	ND	ug/L	1.0	0.036	1	06/06/23 14:50	06/08/23 04:29	7440-36-0	
Arsenic	334	ug/L	3.0	0.16	3	06/06/23 14:50	06/08/23 18:40	7440-38-2	
Beryllium	ND	ug/L	0.20	0.028	1	06/06/23 14:50	06/08/23 04:29	7440-41-7	
Chromium	ND	ug/L	10.0	0.13	1	06/06/23 14:50	06/08/23 04:29	7440-47-3	
Cobalt	ND	ug/L	1.0	0.032	1	06/06/23 14:50	06/08/23 04:29	7440-48-4	
Selenium	ND	ug/L	1.0	0.23	1	06/06/23 14:50	06/08/23 04:29	7782-49-2	
Thallium	ND	ug/L	1.0	0.033	1	06/06/23 14:50	06/08/23 04:29	7440-28-0	
7470 Mercury									
Analytical Method: EPA 7470 Preparation Method: EPA 7470									
Pace Analytical Services - Indianapolis									
Mercury	ND	ug/L	0.20	0.12	1	06/06/23 18:35	06/07/23 09:44	7439-97-6	
2320B Alkalinity									
Analytical Method: SM 2320B									
Pace Analytical Services - Indianapolis									
Alkalinity, Total as CaCO3	220	mg/L	10.0	10.0	1		05/27/23 00:57		

REPORT OF LABORATORY ANALYSIS

This report shall not be reproduced, except in full,
without the written consent of Pace Analytical Services, LLC.



ANALYTICAL RESULTS

Project: Harding Street P1R1
 Pace Project No.: 50345930

Sample: MW-7D1 Lab ID: 50345930006 Collected: 05/26/23 11:20 Received: 05/26/23 13:20 Matrix: Water									
Parameters	Results	Units	Report Limit	MDL	DF	Prepared	Analyzed	CAS No.	Qual
2320B Alkalinity									
Analytical Method: SM 2320B Pace Analytical Services - Indianapolis									
Alkalinity,Bicarbonate (CaCO3)	220	mg/L	10.0	10.0	1		05/27/23 00:57		
Alkalinity,Carbonate (CaCO3)	ND	mg/L	10.0	10.0	1		05/27/23 00:57		
2540C Total Dissolved Solids									
Analytical Method: SM 2540C Pace Analytical Services - Indianapolis									
Total Dissolved Solids	1490	mg/L	20.0	20.0	1		06/02/23 08:24		
4500H+ pH, Electrometric									
Analytical Method: SM 4500-H+B Pace Analytical Services - Indianapolis									
pH at 25 Degrees C	7.8	Std. Units	0.10	0.10	1		06/12/23 06:54		H3
4500S2D Sulfide Water									
Analytical Method: SM 4500-S2-D Pace Analytical Services - Indianapolis									
Sulfide	ND	mg/L	0.10	0.025	1		05/27/23 13:22	18496-25-8	
Iron, Ferrous									
Analytical Method: HACH 8146 Pace Analytical Services - Indianapolis									
Iron, Ferrous	ND	mg/L	0.20	0.035	1		05/31/23 14:45	15438-31-0	H3,N2
353.2 Nitrogen, NO2/NO3 unpres									
Analytical Method: EPA 353.2 Pace Analytical Services - Indianapolis									
Nitrogen, Nitrate	ND	mg/L	0.10	0.011	1		05/26/23 20:35	14797-55-8	
Nitrogen, Nitrite	ND	mg/L	0.10	0.0040	1		05/26/23 20:35	14797-65-0	
365.1 Total Phosphorus									
Analytical Method: EPA 365.1 Preparation Method: EPA 365.1 Pace Analytical Services - Indianapolis									
Phosphate as P04	1.3	mg/L	0.15	0.15	1	06/07/23 11:00	06/08/23 13:34		
5310C TOC									
Analytical Method: SM 5310C Pace Analytical Services - Indianapolis									
Total Organic Carbon	1.9	mg/L	1.0	0.24	1		06/10/23 07:22	7440-44-0	
5310C Dissolved Organic Carbon									
Analytical Method: SM 5310C Pace Analytical Services - Indianapolis									
Dissolved Organic Carbon	1.9	mg/L	1.0	0.24	1		06/09/23 13:18		

REPORT OF LABORATORY ANALYSIS

This report shall not be reproduced, except in full,
 without the written consent of Pace Analytical Services, LLC.



QUALITY CONTROL DATA

Project: Harding Street P1R1

Pace Project No.: 50345930

QC Batch:	737759	Analysis Method:	EPA 9056
QC Batch Method:	EPA 9056	Analysis Description:	9056 IC Anions
		Laboratory:	Pace Analytical Services - Indianapolis

Associated Lab Samples: 50345930001, 50345930002, 50345930003, 50345930004, 50345930005, 50345930006

METHOD BLANK: 3384520 Matrix: Water
 Associated Lab Samples: 50345930001, 50345930002, 50345930003, 50345930004, 50345930005, 50345930006

Parameter	Units	Blank Result	Reporting Limit	MDL	Analyzed	Qualifiers
Chloride	mg/L	ND	0.25	0.067	06/08/23 21:21	
Fluoride	mg/L	ND	0.10	0.017	06/08/23 21:21	
Sulfate	mg/L	ND	0.25	0.085	06/08/23 21:21	

LABORATORY CONTROL SAMPLE: 3384521

Parameter	Units	Spike Conc.	LCS Result	LCS % Rec	% Rec Limits	Qualifiers
Chloride	mg/L	2.5	2.4	97	80-120	
Fluoride	mg/L	1	1.0	103	80-120	
Sulfate	mg/L	5	4.7	95	80-120	

MATRIX SPIKE & MATRIX SPIKE DUPLICATE: 3384522 3384523

Parameter	Units	50345920002		3384522		3384523		% Rec	% Rec	% Rec Limits	RPD	Max RPD	Qual
		MS Result	MSD Spike Conc.	MS Result	MSD Spike Conc.	MS Result	MSD Result						
Chloride	mg/L	108	25	25	133	133	101	101	80-120	0	15	E	
Fluoride	mg/L	0.22	1	1	1.2	1.2	102	101	80-120	0	15		
Sulfate	mg/L	48.2	50	50	88.3	88.3	80	80	80-120	0	15		

MATRIX SPIKE & MATRIX SPIKE DUPLICATE: 3384524 3384525

Parameter	Units	50345940002		3384524		3384525		% Rec	% Rec	% Rec Limits	RPD	Max RPD	Qual
		MS Result	MSD Spike Conc.	MS Result	MSD Spike Conc.	MS Result	MSD Result						
Chloride	mg/L	10.6	2.5	2.5	13.2	13.2	103	103	80-120	0	15	E	
Fluoride	mg/L	0.18	1	1	1.2	1.2	102	101	80-120	1	15		
Sulfate	mg/L	ND	5	5	4.8	4.8	92	91	80-120	0	15		

Results presented on this page are in the units indicated by the "Units" column except where an alternate unit is presented to the right of the result.

REPORT OF LABORATORY ANALYSIS

This report shall not be reproduced, except in full, without the written consent of Pace Analytical Services, LLC.



QUALITY CONTROL DATA

Project: Harding Street P1R1

Pace Project No.: 50345930

QC Batch:	737608	Analysis Method:	EPA 7470
QC Batch Method:	EPA 7470	Analysis Description:	7470 Mercury
		Laboratory:	Pace Analytical Services - Indianapolis

Associated Lab Samples: 50345930001, 50345930002, 50345930003, 50345930004, 50345930005, 50345930006

METHOD BLANK: 3383999 Matrix: Water
 Associated Lab Samples: 50345930001, 50345930002, 50345930003, 50345930004, 50345930005, 50345930006

Parameter	Units	Blank Result	Reporting Limit	MDL	Analyzed	Qualifiers
Mercury	ug/L	ND	0.20	0.12	06/07/23 09:05	

LABORATORY CONTROL SAMPLE: 3384000

Parameter	Units	Spike Conc.	LCS Result	LCS % Rec	% Rec Limits	Qualifiers
Mercury	ug/L	5	4.5	91	80-120	

MATRIX SPIKE & MATRIX SPIKE DUPLICATE: 3384001 3384002

Parameter	Units	50345920002 Result	MS Spike Conc.	MSD Spike Conc.	MS Result	MSD Result	MS % Rec	MSD % Rec	% Rec Limits	RPD	Max RPD	Qual
Mercury	ug/L	ND	5	5	4.5	4.4	91	88	75-125	3	20	

Results presented on this page are in the units indicated by the "Units" column except where an alternate unit is presented to the right of the result.

REPORT OF LABORATORY ANALYSIS

This report shall not be reproduced, except in full, without the written consent of Pace Analytical Services, LLC.



QUALITY CONTROL DATA

Project: Harding Street P1R1

Pace Project No.: 50345930

QC Batch: 737079 Analysis Method: EPA 6010
 QC Batch Method: EPA 3010 Analysis Description: 6010 MET
 Laboratory: Pace Analytical Services - Indianapolis

Associated Lab Samples: 50345930001, 50345930002, 50345930003, 50345930004, 50345930005, 50345930006

METHOD BLANK: 3381815 Matrix: Water

Associated Lab Samples: 50345930001, 50345930002, 50345930003, 50345930004, 50345930005, 50345930006

Parameter	Units	Blank Result	Reporting Limit	MDL	Analyzed	Qualifiers
Aluminum	ug/L	ND	200	54.4	06/09/23 16:36	
Barium	ug/L	ND	10.0	1.3	06/09/23 16:36	
Boron	ug/L	ND	100	61.4	06/09/23 16:36	
Cadmium	ug/L	ND	2.0	0.48	06/09/23 16:36	
Calcium	ug/L	ND	1000	88.4	06/09/23 16:36	
Iron	ug/L	ND	100	48.8	06/09/23 16:36	
Lead	ug/L	ND	10.0	3.9	06/09/23 16:36	
Lithium	ug/L	ND	20.0	6.2	06/09/23 16:36	
Magnesium	ug/L	ND	1000	43.0	06/09/23 16:36	
Manganese	ug/L	ND	10.0	5.4	06/09/23 16:36	
Molybdenum	ug/L	ND	10.0	2.0	06/09/23 16:36	
Potassium	ug/L	ND	1000	200	06/09/23 16:36	
Silica	ug/L	ND	450		06/09/23 16:36	N2
Sodium	ug/L	ND	1000	284	06/09/23 16:36	

LABORATORY CONTROL SAMPLE: 3381816

Parameter	Units	Spike Conc.	LCS Result	LCS % Rec	% Rec Limits	Qualifiers
Aluminum	ug/L	10000	9920	99	80-120	
Barium	ug/L	1000	989	99	80-120	
Boron	ug/L	1000	999	100	80-120	
Cadmium	ug/L	1000	980	98	80-120	
Calcium	ug/L	10000	9960	100	80-120	
Iron	ug/L	10000	9850	98	80-120	
Lead	ug/L	1000	957	96	80-120	
Lithium	ug/L	1000	1020	102	80-120	
Magnesium	ug/L	10000	9550	96	80-120	
Manganese	ug/L	1000	965	96	80-120	
Molybdenum	ug/L	1000	1010	101	80-120	
Potassium	ug/L	10000	9950	100	80-120	
Silica	ug/L	10700	10300	96	80-120	N2
Sodium	ug/L	10000	10000	100	80-120	

Results presented on this page are in the units indicated by the "Units" column except where an alternate unit is presented to the right of the result.

REPORT OF LABORATORY ANALYSIS

This report shall not be reproduced, except in full,
 without the written consent of Pace Analytical Services, LLC.



QUALITY CONTROL DATA

Project: Harding Street P1R1

Pace Project No.: 50345930

MATRIX SPIKE & MATRIX SPIKE DUPLICATE: 3381817 3381818												
Parameter	Units	50345930001		MS	MSD	3381818		% Rec	% Rec	% Rec	Max	
		Result	Conc.	Spike	Spike	MS	MSD					Result
Aluminum	ug/L	ND	10000	10000	10000	10300	10300	102	102	75-125	0	20
Barium	ug/L	63.0	1000	1000	1000	1040	1060	98	100	75-125	2	20
Boron	ug/L	7780	1000	1000	1000	8670	8690	90	91	75-125	0	20
Cadmium	ug/L	ND	1000	1000	1000	986	1000	99	100	75-125	1	20
Calcium	ug/L	209000	10000	10000	10000	218000	217000	88	76	75-125	1	20
Iron	ug/L	2880	10000	10000	10000	12300	12300	94	94	75-125	0	20
Lead	ug/L	ND	1000	1000	1000	902	912	90	91	75-125	1	20
Lithium	ug/L	91.6	1000	1000	1000	1150	1170	106	108	75-125	2	20
Magnesium	ug/L	48000	10000	10000	10000	56700	56300	86	83	75-125	1	20
Manganese	ug/L	477	1000	1000	1000	1410	1410	93	93	75-125	0	20
Molybdenum	ug/L	171	1000	1000	1000	1180	1190	100	102	75-125	1	20
Potassium	ug/L	13200	10000	10000	10000	23500	23900	103	107	75-125	1	20
Silica	ug/L	12900	10700	10700	10700	23100	23200	96	97	75-125	0	20 N2
Sodium	ug/L	149000	10000	10000	10000	158000	160000	90	111	75-125	1	20

Results presented on this page are in the units indicated by the "Units" column except where an alternate unit is presented to the right of the result.

REPORT OF LABORATORY ANALYSIS

This report shall not be reproduced, except in full,
without the written consent of Pace Analytical Services, LLC.



QUALITY CONTROL DATA

Project: Harding Street P1R1
 Pace Project No.: 50345930

QC Batch: 737014 Analysis Method: EPA 6010
 QC Batch Method: EPA 3010 Analysis Description: 6010 MET Dissolved
 Laboratory: Pace Analytical Services - Indianapolis
 Associated Lab Samples: 50345930001, 50345930002, 50345930003, 50345930004, 50345930005, 50345930006

METHOD BLANK: 3381496 Matrix: Water
 Associated Lab Samples: 50345930001, 50345930002, 50345930003, 50345930004, 50345930005, 50345930006

Parameter	Units	Blank Result	Reporting Limit	MDL	Analyzed	Qualifiers
Iron, Dissolved	ug/L	ND	100	48.8	06/09/23 03:05	
Manganese, Dissolved	ug/L	ND	10.0	2.5	06/09/23 03:05	
Molybdenum, Dissolved	ug/L	ND	10.0	3.7	06/09/23 03:05	

LABORATORY CONTROL SAMPLE: 3381497

Parameter	Units	Spike Conc.	LCS Result	LCS % Rec	% Rec Limits	Qualifiers
Iron, Dissolved	ug/L	10000	9330	93	80-120	
Manganese, Dissolved	ug/L	1000	909	91	80-120	
Molybdenum, Dissolved	ug/L	1000	972	97	80-120	

MATRIX SPIKE & MATRIX SPIKE DUPLICATE: 3381498 3381499

Parameter	Units	50345920002 Result	MS Spike Conc.	MSD Spike Conc.	MS Result	MSD Result	MS % Rec	MSD % Rec	% Rec Limits	RPD	Max RPD	Qual
Iron, Dissolved	ug/L	1660	10000	10000	11200	11200	95	96	75-125	1	20	
Manganese, Dissolved	ug/L	117	1000	1000	1040	1040	92	93	75-125	1	20	
Molybdenum, Dissolved	ug/L	ND	1000	1000	1010	1020	100	101	75-125	1	20	

Results presented on this page are in the units indicated by the "Units" column except where an alternate unit is presented to the right of the result.

REPORT OF LABORATORY ANALYSIS

This report shall not be reproduced, except in full,
 without the written consent of Pace Analytical Services, LLC.



QUALITY CONTROL DATA

Project: Harding Street P1R1
 Pace Project No.: 50345930

QC Batch: 737699 Analysis Method: EPA 6020
 QC Batch Method: EPA 200.2 Analysis Description: 6020 MET
 Laboratory: Pace Analytical Services - Indianapolis
 Associated Lab Samples: 50345930001, 50345930002, 50345930003, 50345930004, 50345930005, 50345930006

METHOD BLANK: 3384323 Matrix: Water
 Associated Lab Samples: 50345930001, 50345930002, 50345930003, 50345930004, 50345930005, 50345930006

Parameter	Units	Blank Result	Reporting Limit	MDL	Analyzed	Qualifiers
Antimony	ug/L	ND	1.0	0.036	06/08/23 02:32	
Arsenic	ug/L	ND	1.0	0.053	06/08/23 02:32	
Beryllium	ug/L	ND	0.20	0.028	06/08/23 02:32	
Chromium	ug/L	ND	10.0	0.13	06/08/23 02:32	
Cobalt	ug/L	ND	1.0	0.032	06/08/23 02:32	
Selenium	ug/L	ND	1.0	0.23	06/08/23 02:32	
Thallium	ug/L	ND	1.0	0.033	06/08/23 02:32	

LABORATORY CONTROL SAMPLE: 3384324

Parameter	Units	Spike Conc.	LCS Result	LCS % Rec	% Rec Limits	Qualifiers
Antimony	ug/L	40	41.3	103	80-120	
Arsenic	ug/L	40	38.8	97	80-120	
Beryllium	ug/L	40	38.6	97	80-120	
Chromium	ug/L	40	39.4	99	80-120	
Cobalt	ug/L	40	41.0	102	80-120	
Selenium	ug/L	40	39.7	99	80-120	
Thallium	ug/L	40	40.8	102	80-120	

MATRIX SPIKE & MATRIX SPIKE DUPLICATE: 3384325 3384326

Parameter	Units	MS		MSD		MS % Rec	MSD % Rec	% Rec Limits	RPD	Max RPD	Qual
		50345920002 Result	Spike Conc.	Spike Conc.	Result						
Antimony	ug/L	ND	40	40	42.0	42.0	105	105	75-125	0	20
Arsenic	ug/L	2.1	40	40	40.7	40.6	96	96	75-125	0	20
Beryllium	ug/L	ND	40	40	39.5	39.6	99	99	75-125	0	20
Chromium	ug/L	ND	40	40	39.5	39.4	98	98	75-125	0	20
Cobalt	ug/L	ND	40	40	38.5	38.7	96	97	75-125	1	20
Selenium	ug/L	ND	40	40	39.5	39.4	99	99	75-125	0	20
Thallium	ug/L	ND	40	40	41.5	41.7	104	104	75-125	0	20

Results presented on this page are in the units indicated by the "Units" column except where an alternate unit is presented to the right of the result.

REPORT OF LABORATORY ANALYSIS

This report shall not be reproduced, except in full,
 without the written consent of Pace Analytical Services, LLC.



QUALITY CONTROL DATA

Project: Harding Street P1R1

Pace Project No.: 50345930

QC Batch:	736229	Analysis Method:	SM 2320B
QC Batch Method:	SM 2320B	Analysis Description:	2320B Alkalinity
		Laboratory:	Pace Analytical Services - Indianapolis
Associated Lab Samples:	50345930001, 50345930002, 50345930003, 50345930004, 50345930005, 50345930006		

METHOD BLANK: 3378541 Matrix: Water
 Associated Lab Samples: 50345930001, 50345930002, 50345930003, 50345930004, 50345930005, 50345930006

Parameter	Units	Blank Result	Reporting Limit	MDL	Analyzed	Qualifiers
Alkalinity, Total as CaCO3	mg/L	ND	10.0	10.0	05/27/23 00:57	
Alkalinity,Bicarbonate (CaCO3)	mg/L	ND	10.0	10.0	05/27/23 00:57	
Alkalinity,Carbonate (CaCO3)	mg/L	ND	10.0	10.0	05/27/23 00:57	

LABORATORY CONTROL SAMPLE: 3378542

Parameter	Units	Spike Conc.	LCS Result	LCS % Rec	% Rec Limits	Qualifiers
Alkalinity, Total as CaCO3	mg/L	50	51.4	103	90-110	

SAMPLE DUPLICATE: 3378543

Parameter	Units	50345920002 Result	Dup Result	RPD	Max RPD	Qualifiers
Alkalinity, Total as CaCO3	mg/L	255	261	2	20	
Alkalinity,Bicarbonate (CaCO3)	mg/L	255	261	2	20	
Alkalinity,Carbonate (CaCO3)	mg/L	ND	ND		20	

SAMPLE DUPLICATE: 3378544

Parameter	Units	50345948001 Result	Dup Result	RPD	Max RPD	Qualifiers
Alkalinity, Total as CaCO3	mg/L	185	189	2	20	
Alkalinity,Bicarbonate (CaCO3)	mg/L	161	164	2	20	
Alkalinity,Carbonate (CaCO3)	mg/L	24.0	24.8	3	20	

Results presented on this page are in the units indicated by the "Units" column except where an alternate unit is presented to the right of the result.

REPORT OF LABORATORY ANALYSIS

This report shall not be reproduced, except in full,
 without the written consent of Pace Analytical Services, LLC.



QUALITY CONTROL DATA

Project: Harding Street P1R1

Pace Project No.: 50345930

QC Batch:	737195	Analysis Method:	SM 2540C
QC Batch Method:	SM 2540C	Analysis Description:	2540C Total Dissolved Solids
		Laboratory:	Pace Analytical Services - Indianapolis
Associated Lab Samples:	50345930001, 50345930002, 50345930003, 50345930004, 50345930005, 50345930006		

METHOD BLANK:	3382269	Matrix:	Water
Associated Lab Samples:	50345930001, 50345930002, 50345930003, 50345930004, 50345930005, 50345930006		

Parameter	Units	Blank Result	Reporting Limit	MDL	Analyzed	Qualifiers
Total Dissolved Solids	mg/L	ND	10.0	10.0	06/02/23 08:22	

LABORATORY CONTROL SAMPLE: 3382270						
Parameter	Units	Spike Conc.	LCS Result	LCS % Rec	% Rec Limits	Qualifiers
Total Dissolved Solids	mg/L	300	283	94	80-120	

SAMPLE DUPLICATE: 3382271						
Parameter	Units	50345930001 Result	Dup Result	RPD	Max RPD	Qualifiers
Total Dissolved Solids	mg/L	1320	1310	1	10	

SAMPLE DUPLICATE: 3382272						
Parameter	Units	50346012007 Result	Dup Result	RPD	Max RPD	Qualifiers
Total Dissolved Solids	mg/L	516	528	2	10	

Results presented on this page are in the units indicated by the "Units" column except where an alternate unit is presented to the right of the result.

REPORT OF LABORATORY ANALYSIS

This report shall not be reproduced, except in full, without the written consent of Pace Analytical Services, LLC.



QUALITY CONTROL DATA

Project: Harding Street P1R1

Pace Project No.: 50345930

QC Batch: 738653

Analysis Method: SM 4500-H+B

QC Batch Method: SM 4500-H+B

Analysis Description: 4500H+B pH

Laboratory: Pace Analytical Services - Indianapolis

Associated Lab Samples: 50345930001, 50345930002, 50345930003, 50345930004, 50345930005, 50345930006

SAMPLE DUPLICATE: 3388988

Parameter	Units	50345924001 Result	Dup Result	RPD	Max RPD	Qualifiers
pH at 25 Degrees C	Std. Units	7.6	7.6	0	2	H3

SAMPLE DUPLICATE: 3388989

Parameter	Units	50345930001 Result	Dup Result	RPD	Max RPD	Qualifiers
pH at 25 Degrees C	Std. Units	8.1	8.1	0	2	H3

Results presented on this page are in the units indicated by the "Units" column except where an alternate unit is presented to the right of the result.

REPORT OF LABORATORY ANALYSIS

This report shall not be reproduced, except in full,
without the written consent of Pace Analytical Services, LLC.



QUALITY CONTROL DATA

Project: Harding Street P1R1

Pace Project No.: 50345930

QC Batch: 736269 Analysis Method: SM 4500-S2-D
 QC Batch Method: SM 4500-S2-D Analysis Description: 4500S2D Sulfide Water
 Laboratory: Pace Analytical Services - Indianapolis
 Associated Lab Samples: 50345930001, 50345930002, 50345930003, 50345930004, 50345930005, 50345930006

METHOD BLANK: 3378737 Matrix: Water
 Associated Lab Samples: 50345930001, 50345930002, 50345930003, 50345930004, 50345930005, 50345930006

Parameter	Units	Blank Result	Reporting Limit	MDL	Analyzed	Qualifiers
Sulfide	mg/L	ND	0.10	0.025	05/27/23 13:22	

LABORATORY CONTROL SAMPLE: 3378738

Parameter	Units	Spike Conc.	LCS Result	LCS % Rec	% Rec Limits	Qualifiers
Sulfide	mg/L	0.5	0.54	108	90-110	

MATRIX SPIKE & MATRIX SPIKE DUPLICATE: 3378739 3378740

Parameter	Units	50345920002 Result	MS Spike Conc.	MSD Spike Conc.	MS Result	MSD Result	MS % Rec	MSD % Rec	% Rec Limits	RPD	Max RPD	Qual
Sulfide	mg/L	ND	0.5	0.5	0.82	0.83	165	167	90-110	1	20	M3

MATRIX SPIKE SAMPLE: 3378741

Parameter	Units	50345930004 Result	Spike Conc.	MS Result	MS % Rec	% Rec Limits	Qualifiers
Sulfide	mg/L	ND	0.5	0.67	134	90-110	M0

Results presented on this page are in the units indicated by the "Units" column except where an alternate unit is presented to the right of the result.

REPORT OF LABORATORY ANALYSIS

This report shall not be reproduced, except in full, without the written consent of Pace Analytical Services, LLC.



QUALITY CONTROL DATA

Project: Harding Street P1R1

Pace Project No.: 50345930

QC Batch:	736753	Analysis Method:	HACH 8146
QC Batch Method:	HACH 8146	Analysis Description:	Iron, Ferrous
		Laboratory:	Pace Analytical Services - Indianapolis

Associated Lab Samples: 50345930001, 50345930002, 50345930003, 50345930004, 50345930005, 50345930006

METHOD BLANK: 3380287 Matrix: Water
 Associated Lab Samples: 50345930001, 50345930002, 50345930003, 50345930004, 50345930005, 50345930006

Parameter	Units	Blank Result	Reporting Limit	MDL	Analyzed	Qualifiers
Iron, Ferrous	mg/L	ND	0.20	0.035	05/31/23 14:43	H3,N2

LABORATORY CONTROL SAMPLE: 3380288

Parameter	Units	Spike Conc.	LCS Result	LCS % Rec	% Rec Limits	Qualifiers
Iron, Ferrous	mg/L	1	1.0	101	90-110	H3,N2

MATRIX SPIKE & MATRIX SPIKE DUPLICATE: 3380289 3380290

Parameter	Units	50346065002 Result	MS Spike Conc.	MSD Spike Conc.	MS Result	MSD Result	MS % Rec	MSD % Rec	% Rec Limits	RPD	Max RPD	Qual
Iron, Ferrous	mg/L	ND	1	1	1.1	1.2	104	104	90-110	0	20	H3,N2

Results presented on this page are in the units indicated by the "Units" column except where an alternate unit is presented to the right of the result.

REPORT OF LABORATORY ANALYSIS

This report shall not be reproduced, except in full, without the written consent of Pace Analytical Services, LLC.



QUALITY CONTROL DATA

Project: Harding Street P1R1

Pace Project No.: 50345930

QC Batch:	736172	Analysis Method:	EPA 353.2
QC Batch Method:	EPA 353.2	Analysis Description:	353.2 Nitrate + Nitrite, Unpres.
		Laboratory:	Pace Analytical Services - Indianapolis

Associated Lab Samples: 50345930001, 50345930002, 50345930003, 50345930004, 50345930005, 50345930006

METHOD BLANK: 3378161 Matrix: Water
 Associated Lab Samples: 50345930001, 50345930002, 50345930003, 50345930004, 50345930005, 50345930006

Parameter	Units	Blank Result	Reporting Limit	MDL	Analyzed	Qualifiers
Nitrogen, Nitrate	mg/L	ND	0.10	0.011	05/26/23 20:06	
Nitrogen, Nitrite	mg/L	ND	0.10	0.0040	05/26/23 20:06	

LABORATORY CONTROL SAMPLE: 3378162

Parameter	Units	Spike Conc.	LCS Result	LCS % Rec	% Rec Limits	Qualifiers
Nitrogen, Nitrate	mg/L	1	1.0	103	90-110	
Nitrogen, Nitrite	mg/L	1	1.0	101	90-110	

MATRIX SPIKE & MATRIX SPIKE DUPLICATE: 3378163 3378164

Parameter	Units	50345920002 Result	MS Spike Conc.	MSD Spike Conc.	MS Result	MSD Result	MS % Rec	MSD % Rec	% Rec Limits	RPD	Max RPD	Qual
Nitrogen, Nitrate	mg/L	ND	1	1	0.92	0.92	92	92	90-110	0	20	
Nitrogen, Nitrite	mg/L	ND	1	1	0.92	0.92	91	91	90-110	0	20	

MATRIX SPIKE SAMPLE: 3378165

Parameter	Units	50345933004 Result	Spike Conc.	MS Result	MS % Rec	% Rec Limits	Qualifiers
Nitrogen, Nitrate	mg/L	0.90	1	2.0	105	90-110	
Nitrogen, Nitrite	mg/L	0.069	1	1.1	103	90-110	

Results presented on this page are in the units indicated by the "Units" column except where an alternate unit is presented to the right of the result.

REPORT OF LABORATORY ANALYSIS

This report shall not be reproduced, except in full, without the written consent of Pace Analytical Services, LLC.



QUALITY CONTROL DATA

Project: Harding Street P1R1

Pace Project No.: 50345930

QC Batch:	737923	Analysis Method:	EPA 365.1
QC Batch Method:	EPA 365.1	Analysis Description:	365.1 Total Phosphorus
		Laboratory:	Pace Analytical Services - Indianapolis

Associated Lab Samples: 50345930001, 50345930002, 50345930003, 50345930004, 50345930005, 50345930006

METHOD BLANK: 3385208 Matrix: Water

Associated Lab Samples: 50345930001, 50345930002, 50345930003, 50345930004, 50345930005, 50345930006

Parameter	Units	Blank Result	Reporting Limit	MDL	Analyzed	Qualifiers
Phosphate as P04	mg/L	ND	0.15	0.15	06/08/23 14:21	

LABORATORY CONTROL SAMPLE: 3385209

Parameter	Units	Spike Conc.	LCS Result	LCS % Rec	% Rec Limits	Qualifiers
Phosphate as P04	mg/L		1.5			

MATRIX SPIKE & MATRIX SPIKE DUPLICATE: 3385210 3385211

Parameter	Units	50345920002 Result	MS Spike Conc.	MSD Spike Conc.	MS Result	MSD Result	MS % Rec	MSD % Rec	% Rec Limits	RPD	Max RPD	Qual
Phosphate as P04	mg/L	ND			1.5	1.6				6		

Results presented on this page are in the units indicated by the "Units" column except where an alternate unit is presented to the right of the result.

REPORT OF LABORATORY ANALYSIS

This report shall not be reproduced, except in full, without the written consent of Pace Analytical Services, LLC.



QUALITY CONTROL DATA

Project: Harding Street P1R1

Pace Project No.: 50345930

QC Batch: 738519

Analysis Method: SM 5310C

QC Batch Method: SM 5310C

Analysis Description: 5310C Total Organic Carbon

Laboratory: Pace Analytical Services - Indianapolis

Associated Lab Samples: 50345930001, 50345930002

METHOD BLANK: 3388148

Matrix: Water

Associated Lab Samples: 50345930001, 50345930002

Parameter	Units	Blank Result	Reporting Limit	MDL	Analyzed	Qualifiers
Total Organic Carbon	mg/L	ND	1.0	0.24	06/10/23 02:49	

LABORATORY CONTROL SAMPLE: 3388149

Parameter	Units	Spike Conc.	LCS Result	LCS % Rec	% Rec Limits	Qualifiers
Total Organic Carbon	mg/L	10	9.9	99	90-110	

MATRIX SPIKE & MATRIX SPIKE DUPLICATE: 3388150 3388151

Parameter	Units	50345897006		3388151		MS % Rec	MSD % Rec	% Rec Limits	RPD	Max RPD	Qual
		MS Spike Conc.	MSD Spike Conc.	MS Result	MSD Result						
Total Organic Carbon	mg/L	ND	40	40	42.0	42.0	99	99	80-120	0	20

MATRIX SPIKE SAMPLE: 3388152

Parameter	Units	50345930002 Result	Spike Conc.	MS Result	MS % Rec	% Rec Limits	Qualifiers
Total Organic Carbon	mg/L		2.3	10	12.5	101	80-120

Results presented on this page are in the units indicated by the "Units" column except where an alternate unit is presented to the right of the result.

REPORT OF LABORATORY ANALYSIS

This report shall not be reproduced, except in full, without the written consent of Pace Analytical Services, LLC.



QUALITY CONTROL DATA

Project: Harding Street P1R1

Pace Project No.: 50345930

QC Batch:	738537	Analysis Method:	SM 5310C
QC Batch Method:	SM 5310C	Analysis Description:	5310C Total Organic Carbon
		Laboratory:	Pace Analytical Services - Indianapolis

Associated Lab Samples: 50345930003, 50345930004, 50345930005, 50345930006

METHOD BLANK: 3388246 Matrix: Water
 Associated Lab Samples: 50345930003, 50345930004, 50345930005, 50345930006

Parameter	Units	Blank Result	Reporting Limit	MDL	Analyzed	Qualifiers
Total Organic Carbon	mg/L	ND	1.0	0.24	06/10/23 04:31	

LABORATORY CONTROL SAMPLE: 3388247

Parameter	Units	Spike Conc.	LCS Result	LCS % Rec	% Rec Limits	Qualifiers
Total Organic Carbon	mg/L	10	10.3	103	90-110	

MATRIX SPIKE & MATRIX SPIKE DUPLICATE: 3388248 3388249

Parameter	Units	50345920002 Result	MS Spike Conc.	MSD Spike Conc.	MS Result	MSD Result	MS % Rec	MSD % Rec	% Rec Limits	RPD	Max RPD	Qual
Total Organic Carbon	mg/L	ND	10	10	11.8	10.8	108	98	80-120	8	20	

MATRIX SPIKE SAMPLE: 3388250

Parameter	Units	50345955008 Result	Spike Conc.	MS Result	MS % Rec	% Rec Limits	Qualifiers
Total Organic Carbon	mg/L	<2360	20000	21900	106	80-120	

Results presented on this page are in the units indicated by the "Units" column except where an alternate unit is presented to the right of the result.

REPORT OF LABORATORY ANALYSIS

This report shall not be reproduced, except in full, without the written consent of Pace Analytical Services, LLC.



QUALITY CONTROL DATA

Project: Harding Street P1R1

Pace Project No.: 50345930

QC Batch:	738250	Analysis Method:	SM 5310C
QC Batch Method:	SM 5310C	Analysis Description:	5310C Dissolved Organic Carbon
		Laboratory:	Pace Analytical Services - Indianapolis

Associated Lab Samples: 50345930001, 50345930002, 50345930003, 50345930004, 50345930005, 50345930006

METHOD BLANK: 3386639 Matrix: Water
 Associated Lab Samples: 50345930001, 50345930002, 50345930003, 50345930004, 50345930005, 50345930006

Parameter	Units	Blank Result	Reporting Limit	MDL	Analyzed	Qualifiers
Dissolved Organic Carbon	mg/L	ND	1.0	0.24	06/08/23 18:40	

LABORATORY CONTROL SAMPLE: 3386640

Parameter	Units	Spike Conc.	LCS Result	LCS % Rec	% Rec Limits	Qualifiers
Dissolved Organic Carbon	mg/L	10	9.7	97	90-110	

MATRIX SPIKE & MATRIX SPIKE DUPLICATE: 3386641 3386642

Parameter	Units	50345897006 Result	MS Spike Conc.	MSD Spike Conc.	MS Result	MSD Result	MS % Rec	MSD % Rec	% Rec Limits	RPD	Max RPD	Qual
Dissolved Organic Carbon	mg/L	ND	40	40	43.3	43.0	104	103	80-120	1	20	

MATRIX SPIKE SAMPLE: 3386643

Parameter	Units	50345930004 Result	Spike Conc.	MS Result	MS % Rec	% Rec Limits	Qualifiers
Dissolved Organic Carbon	mg/L		2.1	10	11.8	97	80-120

Results presented on this page are in the units indicated by the "Units" column except where an alternate unit is presented to the right of the result.

REPORT OF LABORATORY ANALYSIS

This report shall not be reproduced, except in full, without the written consent of Pace Analytical Services, LLC.



ANALYTICAL RESULTS - RADIOCHEMISTRY

Project: Harding Street P1R1

Pace Project No.: 50345930

Sample: MW-12D1 **Lab ID: 50345930001** Collected: 05/26/23 10:05 Received: 05/26/23 13:20 Matrix: Water
 PWS: Site ID: Sample Type:

Parameters	Method	Act ± Unc (MDC) Carr Trac	Units	Analyzed	CAS No.	Qual
Pace Analytical Services - Greensburg						
Radium-226	EPA 903.1	0.143 ± 0.563 (1.08) C:NA T:94%	pCi/L	06/21/23 16:09	13982-63-3	
Pace Analytical Services - Greensburg						
Radium-228	EPA 904.0	0.740 ± 0.385 (0.670) C:81% T:87%	pCi/L	06/19/23 15:52	15262-20-1	
Pace Analytical Services - Greensburg						
Total Radium	Total Radium Calculation	0.883 ± 0.948 (1.75)	pCi/L	06/22/23 08:06	7440-14-4	

REPORT OF LABORATORY ANALYSIS

This report shall not be reproduced, except in full,
 without the written consent of Pace Analytical Services, LLC.



ANALYTICAL RESULTS - RADIOCHEMISTRY

Project: Harding Street P1R1

Pace Project No.: 50345930

Sample: MW-13S **Lab ID: 50345930002** Collected: 05/26/23 11:14 Received: 05/26/23 13:20 Matrix: Water
 PWS: Site ID: Sample Type:

Parameters	Method	Act ± Unc (MDC) Carr Trac	Units	Analyzed	CAS No.	Qual
	Pace Analytical Services - Greensburg					
Radium-226	EPA 903.1	-0.0739 ± 0.523 (1.11) C:NA T:84%	pCi/L	06/21/23 16:22	13982-63-3	
	Pace Analytical Services - Greensburg					
Radium-228	EPA 904.0	0.790 ± 0.399 (0.687) C:81% T:86%	pCi/L	06/19/23 15:52	15262-20-1	
	Pace Analytical Services - Greensburg					
Total Radium	Total Radium Calculation	0.790 ± 0.922 (1.80)	pCi/L	06/22/23 08:06	7440-14-4	

REPORT OF LABORATORY ANALYSIS

This report shall not be reproduced, except in full, without the written consent of Pace Analytical Services, LLC.



ANALYTICAL RESULTS - RADIOCHEMISTRY

Project: Harding Street P1R1

Pace Project No.: 50345930

Sample: MW-13D **Lab ID: 50345930003** Collected: 05/26/23 12:09 Received: 05/26/23 13:20 Matrix: Water
PWS: Site ID: Sample Type:

Parameters	Method	Act ± Unc (MDC) Carr Trac	Units	Analyzed	CAS No.	Qual
Pace Analytical Services - Greensburg						
Radium-226	EPA 903.1	0.354 ± 0.540 (0.929) C:NA T:94%	pCi/L	06/21/23 16:22	13982-63-3	
Pace Analytical Services - Greensburg						
Radium-228	EPA 904.0	1.11 ± 0.437 (0.654) C:81% T:87%	pCi/L	06/19/23 15:52	15262-20-1	
Pace Analytical Services - Greensburg						
Total Radium	Total Radium Calculation	1.46 ± 0.977 (1.58)	pCi/L	06/22/23 08:06	7440-14-4	

REPORT OF LABORATORY ANALYSIS

This report shall not be reproduced, except in full, without the written consent of Pace Analytical Services, LLC.



ANALYTICAL RESULTS - RADIOCHEMISTRY

Project: Harding Street P1R1

Pace Project No.: 50345930

Sample: MW-7S **Lab ID: 50345930004** Collected: 05/26/23 09:45 Received: 05/26/23 13:20 Matrix: Water
 PWS: Site ID: Sample Type:

Parameters	Method	Act ± Unc (MDC) Carr Trac	Units	Analyzed	CAS No.	Qual
Pace Analytical Services - Greensburg						
Radium-226	EPA 903.1	0.218 ± 0.333 (0.535) C:NA T:95%	pCi/L	06/21/23 16:22	13982-63-3	
Pace Analytical Services - Greensburg						
Radium-228	EPA 904.0	0.705 ± 0.411 (0.757) C:84% T:83%	pCi/L	06/19/23 15:52	15262-20-1	
Pace Analytical Services - Greensburg						
Total Radium	Total Radium Calculation	0.923 ± 0.744 (1.29)	pCi/L	06/22/23 08:06	7440-14-4	

REPORT OF LABORATORY ANALYSIS

This report shall not be reproduced, except in full, without the written consent of Pace Analytical Services, LLC.



ANALYTICAL RESULTS - RADIOCHEMISTRY

Project: Harding Street P1R1

Pace Project No.: 50345930

Sample: MW-7D **Lab ID: 50345930005** Collected: 05/26/23 10:15 Received: 05/26/23 13:20 Matrix: Water
 PWS: Site ID: Sample Type:

Parameters	Method	Act ± Unc (MDC) Carr Trac	Units	Analyzed	CAS No.	Qual
Pace Analytical Services - Greensburg						
Radium-226	EPA 903.1	0.497 ± 0.389 (0.457) C:NA T:100%	pCi/L	06/21/23 16:22	13982-63-3	
Pace Analytical Services - Greensburg						
Radium-228	EPA 904.0	0.782 ± 0.377 (0.633) C:86% T:85%	pCi/L	06/19/23 15:52	15262-20-1	
Pace Analytical Services - Greensburg						
Total Radium	Total Radium Calculation	1.28 ± 0.766 (1.09)	pCi/L	06/22/23 08:06	7440-14-4	

REPORT OF LABORATORY ANALYSIS

This report shall not be reproduced, except in full, without the written consent of Pace Analytical Services, LLC.



ANALYTICAL RESULTS - RADIOCHEMISTRY

Project: Harding Street P1R1

Pace Project No.: 50345930

Sample: MW-7D1 **Lab ID: 50345930006** Collected: 05/26/23 11:20 Received: 05/26/23 13:20 Matrix: Water
 PWS: Site ID: Sample Type:

Parameters	Method	Act ± Unc (MDC) Carr Trac	Units	Analyzed	CAS No.	Qual
Pace Analytical Services - Greensburg						
Radium-226	EPA 903.1	0.965 ± 0.643 (0.828) C:NA T:90%	pCi/L	06/21/23 16:22	13982-63-3	
Pace Analytical Services - Greensburg						
Radium-228	EPA 904.0	0.916 ± 0.406 (0.637) C:85% T:76%	pCi/L	06/19/23 15:52	15262-20-1	
Pace Analytical Services - Greensburg						
Total Radium	Total Radium Calculation	1.88 ± 1.05 (1.47)	pCi/L	06/22/23 08:06	7440-14-4	

REPORT OF LABORATORY ANALYSIS

This report shall not be reproduced, except in full,
 without the written consent of Pace Analytical Services, LLC.



QUALITY CONTROL - RADIOCHEMISTRY

Project: Harding Street P1R1

Pace Project No.: 50345930

QC Batch: 592615

Analysis Method: EPA 903.1

QC Batch Method: EPA 903.1

Analysis Description: 903.1 Radium-226

Laboratory: Pace Analytical Services - Greensburg

Associated Lab Samples: 50345930001, 50345930002, 50345930003, 50345930004, 50345930005, 50345930006

METHOD BLANK: 2879401

Matrix: Water

Associated Lab Samples: 50345930001, 50345930002, 50345930003, 50345930004, 50345930005, 50345930006

Parameter	Act ± Unc (MDC) Carr Trac	Units	Analyzed	Qualifiers
Radium-226	0.208 ± 0.239 (0.141) C:NA T:95%	pCi/L	06/21/23 15:54	

Results presented on this page are in the units indicated by the "Units" column except where an alternate unit is presented to the right of the result.

REPORT OF LABORATORY ANALYSIS

This report shall not be reproduced, except in full, without the written consent of Pace Analytical Services, LLC.



QUALITY CONTROL - RADIOCHEMISTRY

Project: Harding Street P1R1

Pace Project No.: 50345930

QC Batch: 592616

Analysis Method: EPA 904.0

QC Batch Method: EPA 904.0

Analysis Description: 904.0 Radium 228

Laboratory: Pace Analytical Services - Greensburg

Associated Lab Samples: 50345930001, 50345930002, 50345930003, 50345930004, 50345930005, 50345930006

METHOD BLANK: 2879402

Matrix: Water

Associated Lab Samples: 50345930001, 50345930002, 50345930003, 50345930004, 50345930005, 50345930006

Parameter	Act ± Unc (MDC) Carr Trac	Units	Analyzed	Qualifiers
Radium-228	0.676 ± 0.318 (0.514) C:79% T:95%	pCi/L	06/19/23 12:11	

Results presented on this page are in the units indicated by the "Units" column except where an alternate unit is presented to the right of the result.

REPORT OF LABORATORY ANALYSIS

This report shall not be reproduced, except in full, without the written consent of Pace Analytical Services, LLC.



QUALIFIERS

Project: Harding Street P1R1

Pace Project No.: 50345930

DEFINITIONS

DF - Dilution Factor, if reported, represents the factor applied to the reported data due to dilution of the sample aliquot.

ND - Not Detected at or above adjusted reporting limit.

TNTC - Too Numerous To Count

J - Estimated concentration above the adjusted method detection limit and below the adjusted reporting limit.

MDL - Adjusted Method Detection Limit.

PQL - Practical Quantitation Limit.

RL - Reporting Limit - The lowest concentration value that meets project requirements for quantitative data with known precision and bias for a specific analyte in a specific matrix.

S - Surrogate

1,2-Diphenylhydrazine decomposes to and cannot be separated from Azobenzene using Method 8270. The result for each analyte is a combined concentration.

Consistent with EPA guidelines, unrounded data are displayed and have been used to calculate % recovery and RPD values.

LCS(D) - Laboratory Control Sample (Duplicate)

MS(D) - Matrix Spike (Duplicate)

DUP - Sample Duplicate

RPD - Relative Percent Difference

NC - Not Calculable.

SG - Silica Gel - Clean-Up

U - Indicates the compound was analyzed for, but not detected.

N-Nitrosodiphenylamine decomposes and cannot be separated from Diphenylamine using Method 8270. The result reported for each analyte is a combined concentration.

Reported results are not rounded until the final step prior to reporting. Therefore, calculated parameters that are typically reported as "Total" may vary slightly from the sum of the reported component parameters.

Act - Activity

Unc - Uncertainty: SDWA = 1.96 sigma count uncertainty, all other matrices = Expanded Uncertainty (95% confidence interval).

Gamma Spec = Expanded Uncertainty (95.4% Confidence Interval)

(MDC) - Minimum Detectable Concentration

Trac - Tracer Recovery (%)

Carr - Carrier Recovery (%)

Pace Analytical is TNI accredited. Contact your Pace PM for the current list of accredited analytes.

TNI - The NELAC Institute.

ANALYTE QUALIFIERS

D3 Sample was diluted due to the presence of high levels of non-target analytes or other matrix interference.

E Analyte concentration exceeded the calibration range. The reported result is estimated.

H3 Sample was received or analysis requested beyond the recognized method holding time.

M0 Matrix spike recovery and/or matrix spike duplicate recovery was outside laboratory control limits.

M3 Matrix spike recovery was outside laboratory control limits due to matrix interferences.

N2 The lab does not hold NELAC/TNI accreditation for this parameter but other accreditations/certifications may apply. A complete list of accreditations/certifications is available upon request.

REPORT OF LABORATORY ANALYSIS

This report shall not be reproduced, except in full,
without the written consent of Pace Analytical Services, LLC.



QUALITY CONTROL DATA CROSS REFERENCE TABLE

Project: Harding Street P1R1

Pace Project No.: 50345930

Lab ID	Sample ID	QC Batch Method	QC Batch	Analytical Method	Analytical Batch
50345930001	MW-12D1	EPA 9056	737759		
50345930002	MW-13S	EPA 9056	737759		
50345930003	MW-13D	EPA 9056	737759		
50345930004	MW-7S	EPA 9056	737759		
50345930005	MW-7D	EPA 9056	737759		
50345930006	MW-7D1	EPA 9056	737759		
50345930001	MW-12D1	EPA 3010	737079	EPA 6010	738420
50345930002	MW-13S	EPA 3010	737079	EPA 6010	738420
50345930003	MW-13D	EPA 3010	737079	EPA 6010	738420
50345930004	MW-7S	EPA 3010	737079	EPA 6010	738420
50345930005	MW-7D	EPA 3010	737079	EPA 6010	738420
50345930006	MW-7D1	EPA 3010	737079	EPA 6010	738420
50345930001	MW-12D1	EPA 3010	737014	EPA 6010	738347
50345930002	MW-13S	EPA 3010	737014	EPA 6010	738347
50345930003	MW-13D	EPA 3010	737014	EPA 6010	738347
50345930004	MW-7S	EPA 3010	737014	EPA 6010	738347
50345930005	MW-7D	EPA 3010	737014	EPA 6010	738347
50345930006	MW-7D1	EPA 3010	737014	EPA 6010	738347
50345930001	MW-12D1	EPA 200.2	737699	EPA 6020	737892
50345930002	MW-13S	EPA 200.2	737699	EPA 6020	737892
50345930003	MW-13D	EPA 200.2	737699	EPA 6020	737892
50345930004	MW-7S	EPA 200.2	737699	EPA 6020	737892
50345930005	MW-7D	EPA 200.2	737699	EPA 6020	737892
50345930006	MW-7D1	EPA 200.2	737699	EPA 6020	737892
50345930001	MW-12D1	EPA 7470	737608	EPA 7470	737907
50345930002	MW-13S	EPA 7470	737608	EPA 7470	737907
50345930003	MW-13D	EPA 7470	737608	EPA 7470	737907
50345930004	MW-7S	EPA 7470	737608	EPA 7470	737907
50345930005	MW-7D	EPA 7470	737608	EPA 7470	737907
50345930006	MW-7D1	EPA 7470	737608	EPA 7470	737907
50345930001	MW-12D1	EPA 903.1	592615		
50345930002	MW-13S	EPA 903.1	592615		
50345930003	MW-13D	EPA 903.1	592615		
50345930004	MW-7S	EPA 903.1	592615		
50345930005	MW-7D	EPA 903.1	592615		
50345930006	MW-7D1	EPA 903.1	592615		
50345930001	MW-12D1	EPA 904.0	592616		
50345930002	MW-13S	EPA 904.0	592616		
50345930003	MW-13D	EPA 904.0	592616		
50345930004	MW-7S	EPA 904.0	592616		
50345930005	MW-7D	EPA 904.0	592616		
50345930006	MW-7D1	EPA 904.0	592616		
50345930001	MW-12D1	Total Radium Calculation	596751		
50345930002	MW-13S	Total Radium Calculation	596751		
50345930003	MW-13D	Total Radium Calculation	596751		

REPORT OF LABORATORY ANALYSIS

This report shall not be reproduced, except in full, without the written consent of Pace Analytical Services, LLC.



QUALITY CONTROL DATA CROSS REFERENCE TABLE

Project: Harding Street P1R1

Pace Project No.: 50345930

Lab ID	Sample ID	QC Batch Method	QC Batch	Analytical Method	Analytical Batch
50345930004	MW-7S	Total Radium Calculation	596751		
50345930005	MW-7D	Total Radium Calculation	596751		
50345930006	MW-7D1	Total Radium Calculation	596751		
50345930001	MW-12D1	SM 2320B	736229		
50345930002	MW-13S	SM 2320B	736229		
50345930003	MW-13D	SM 2320B	736229		
50345930004	MW-7S	SM 2320B	736229		
50345930005	MW-7D	SM 2320B	736229		
50345930006	MW-7D1	SM 2320B	736229		
50345930001	MW-12D1	SM 2540C	737195		
50345930002	MW-13S	SM 2540C	737195		
50345930003	MW-13D	SM 2540C	737195		
50345930004	MW-7S	SM 2540C	737195		
50345930005	MW-7D	SM 2540C	737195		
50345930006	MW-7D1	SM 2540C	737195		
50345930001	MW-12D1	SM 4500-H+B	738653		
50345930002	MW-13S	SM 4500-H+B	738653		
50345930003	MW-13D	SM 4500-H+B	738653		
50345930004	MW-7S	SM 4500-H+B	738653		
50345930005	MW-7D	SM 4500-H+B	738653		
50345930006	MW-7D1	SM 4500-H+B	738653		
50345930001	MW-12D1	SM 4500-S2-D	736269		
50345930002	MW-13S	SM 4500-S2-D	736269		
50345930003	MW-13D	SM 4500-S2-D	736269		
50345930004	MW-7S	SM 4500-S2-D	736269		
50345930005	MW-7D	SM 4500-S2-D	736269		
50345930006	MW-7D1	SM 4500-S2-D	736269		
50345930001	MW-12D1	HACH 8146	736753		
50345930002	MW-13S	HACH 8146	736753		
50345930003	MW-13D	HACH 8146	736753		
50345930004	MW-7S	HACH 8146	736753		
50345930005	MW-7D	HACH 8146	736753		
50345930006	MW-7D1	HACH 8146	736753		
50345930001	MW-12D1	EPA 353.2	736172		
50345930002	MW-13S	EPA 353.2	736172		
50345930003	MW-13D	EPA 353.2	736172		
50345930004	MW-7S	EPA 353.2	736172		
50345930005	MW-7D	EPA 353.2	736172		
50345930006	MW-7D1	EPA 353.2	736172		
50345930001	MW-12D1	EPA 365.1	737923	EPA 365.1	738435
50345930002	MW-13S	EPA 365.1	737923	EPA 365.1	738435
50345930003	MW-13D	EPA 365.1	737923	EPA 365.1	738435
50345930004	MW-7S	EPA 365.1	737923	EPA 365.1	738435
50345930005	MW-7D	EPA 365.1	737923	EPA 365.1	738435
50345930006	MW-7D1	EPA 365.1	737923	EPA 365.1	738435

REPORT OF LABORATORY ANALYSIS

This report shall not be reproduced, except in full,
without the written consent of Pace Analytical Services, LLC.



QUALITY CONTROL DATA CROSS REFERENCE TABLE

Project: Harding Street P1R1

Pace Project No.: 50345930

Lab ID	Sample ID	QC Batch Method	QC Batch	Analytical Method	Analytical Batch
50345930001	MW-12D1	SM 5310C	738519		
50345930002	MW-13S	SM 5310C	738519		
50345930003	MW-13D	SM 5310C	738537		
50345930004	MW-7S	SM 5310C	738537		
50345930005	MW-7D	SM 5310C	738537		
50345930006	MW-7D1	SM 5310C	738537		
50345930001	MW-12D1	SM 5310C	738250		
50345930002	MW-13S	SM 5310C	738250		
50345930003	MW-13D	SM 5310C	738250		
50345930004	MW-7S	SM 5310C	738250		
50345930005	MW-7D	SM 5310C	738250		
50345930006	MW-7D1	SM 5310C	738250		

REPORT OF LABORATORY ANALYSIS

This report shall not be reproduced, except in full, without the written consent of Pace Analytical Services, LLC.



SAMPLE CONDITION UPON RECEIPT FORM

03/16/23 1416 SMK

Date/Time and Initials of person examining contents:

1. Courier: FED EX UPS CLIENT PACE USPS OTHER

2. Custody Seal on Cooler/Box Present: Yes No

(If yes)Seals Intact: Yes No (leave blank if no seals were present)

3. Thermometer: 1 2 3 4 5 6 **A B C D E F**

4. Cooler Temperature(s): 1.6/1.4 1.8/1.4
 (Initial/Corrected) RECORD TEMPS OF ALL COOLERS RECEIVED (use Comments below to add more)

5. Packing Material: Bubble Wrap Bubble Bags
 None Other

6. Ice Type: Wet Blue None

7. If temp. is over 6°C or under 0°C, was the PM notified?: Yes No
 Cooler temp should be above freezing to 6°C

All discrepancies will be written out in the comments section below.

	Yes	No		Yes	No	N/A
USDA Regulated Soils? (HI, ID, NY, WA, OR, CA, NM, TX, OK, AR, LA, TN, AL, MS, NC, SC, GA, FL, or Puerto Rico)		/	All containers needing acid/base preservation have been pH CHECKED?: Exceptions: VOA, coliform, LLHg, O&G, RAD CHEM, and any container with a septum cap or preserved with HCl.			
Short Hold Time Analysis (48 hours or less)? Analysis: NO3	/		Circle: HNO3 (<2) H2SO4 (<2) NaOH (>10) NaOH/ZnAc (>9) Any non-conformance to pH recommendations will be noted on the container count form	/		
Time 5035A TC placed in Freezer or Short Holds To Lab Time: 1430			Residual Chlorine Check (SVOC 625 Pest/PCB 608)	Present	Absent	N/A
Rush TAT Requested (4 days or less):		/	Residual Chlorine Check (Total/Amenable/Free Cyanide)			/
Custody Signatures Present?	/		Headspace Wisconsin Sulfide?			/
Containers Intact?:	/		Headspace in VOA Vials (>6mm): See Container Count form for details	Present	Absent	No VOA Vials Sent
Sample Label (IDs/Dates/Times) Match COC?: Except TCs, which only require sample ID	/		Trip Blank Present?		/	
Extra labels on Terracore Vials? (soils only)		/	Trip Blank Custody Seals?:			/

COMMENTS:

Sample Container Count

** Place a RED dot on containers that are out of conformance **

COC Line Item	WGUFU	MeOH (only) SBS DI	VIALS			AMBER GLASS			PLASTIC						OTHER			Matrix	Nitric Red	Sulfuric Yellow	Sodium Hydroxide Green	Sodium Hydroxide/ ZnAc Black													
			DG9H	VG9H	VOA VIAL HS (>6mm)	VG9U	DG9U	VG9T	AG0U	AG1H	AG1U	AG2U	AG3S	AG3SF	AG3C	BP1U	BP1N						BP2U	BP3U	BP3N	BP3F	BP3S	BP3B	BP3Z	CG3H	CG3F	Syringe Kit			
			R	DG9H	VG9H	VOA VIAL HS (>6mm)	VG9U	DG9U	VG9T	AG0U	AG1H	AG1U	AG2U	AG3S	AG3SF	AG3C	BP1U						BP1N	BP2U	BP3U	BP3N	BP3F	BP3S	BP3B	BP3Z	CG3H	CG3F	Syringe Kit		
1											1	1			2	2	1	1	1	1								57	✓	✓		✓			
2																																			
3																																			
4																																			
5																																			
6																																			
7																																			
8																																			
9																																			
10																																			
11																																			
12																																			

Container Codes

Glass		
DG9H	40mL HCl amber voa vial	BG1T 1L Na Thiosulfate clear glass
DG9P	40mL TSP amber vial	BG1U 1L unpreserved glass
DG9S	40mL H2SO4 amber vial	BG3H 250mL HCl Clear Glass
DG9T	40mL Na Thio amber vial	BG3U 250mL Unpres Clear Glass
DG9U	40mL unpreserved amber vial	AG0U 100mL unpres amber glass
VG9H	40mL HCl clear vial	AG1H 1L HCl amber glass
VG9T	40mL Na Thio. clear vial	AG1S 1L H2SO4 amber glass
VG9U	40mL unpreserved clear vial	AG1T 1L Na Thiosulfate amber glass
I	40mL w/hexane wipe vial	AG1U 1liter unpres amber glass
WGKU	8oz unpreserved clear jar	AG2N 500mL HNO3 amber glass
WGFU	4oz clear soil jar	AG2S 500mL H2SO4 amber glass
JGFU	4oz unpreserved amber wide	AG2U 500mL unpres amber glass
CG3H	250mL clear glass HCl	AG3S 250mL H2SO4 amber glass
CG3F	250mL clear glass HCl, Field Filter	AG3SF 250mL H2SO4 amb glass -field filtered
BG1H	1L HCl clear glass	AG3U 250mL unpres amber glass
BG1S	1L H2SO4 clear glass	AG3C 250mL NaOH amber glass

Plastic	
BP4U	125mL unpreserved plastic
BP4N	125mL HNO3 plastic
BP4S	125mL H2SO4 plastic
Miscellaneous	
Syringe Kit	LL Cr+6 sampling kit
ZPLC	Ziploc Bag
R	Terracore Kit
SP5T	120mL Coliform Sodium Thiosulfate
GN	General Container
U	Summa Can (air sample)
WT	Water
SL	Solid Solid
OL:	Oil
NAL	Non-aqueous liquid
WP	Wipe

June 2023 (Soil)



July 17, 2023

Mr. Mark Breting
ATC Group Services
7988 Centerpoint Drive
Suite 100
Indianapolis, IN 46256

RE: Project: Harding St Ash Pond System
Pace Project No.: 50348287

Dear Mr. Breting:

Enclosed are the analytical results for sample(s) received by the laboratory on June 28, 2023. The results relate only to the samples included in this report. Results reported herein conform to the applicable TNI/NELAC Standards and the laboratory's Quality Manual, where applicable, unless otherwise noted in the body of the report.

The test results provided in this final report were generated by each of the following laboratories within the Pace Network:

- Pace Analytical Services - Green Bay
- Pace Analytical Services - Indianapolis

If you have any questions concerning this report, please feel free to contact me.

Sincerely,

Will Statz
will.statz@pacelabs.com
(317)228-3105
Project Manager

Enclosures

cc: Mohammed Bazlamit, Atlas
Mr. Robert Miller, Haley & Aldrich



REPORT OF LABORATORY ANALYSIS

This report shall not be reproduced, except in full,
without the written consent of Pace Analytical Services, LLC.



CERTIFICATIONS

Project: Harding St Ash Pond System

Pace Project No.: 50348287

Pace Analytical Services Green Bay

1241 Bellevue Street, Green Bay, WI 54302

Florida/NELAP Certification #: E87948

Illinois Certification #: 200050

Kentucky UST Certification #: 82

Louisiana Certification #: 04168

Minnesota Certification #: 055-999-334

New York Certification #: 12064

North Dakota Certification #: R-150

South Carolina Certification #: 83006001

Texas Certification #: T104704529-21-8

Virginia VELAP Certification ID: 11873

Wisconsin Certification #: 405132750

Wisconsin DATCP Certification #: 105-444

USDA Soil Permit #: P330-21-00008

Federal Fish & Wildlife Permit #: 51774A

Pace Analytical Services Indianapolis

7726 Moller Road, Indianapolis, IN 46268

Illinois Accreditation #: 200074

Indiana Drinking Water Laboratory #: C-49-06

Kansas/TNI Certification #: E-10177

Kentucky UST Agency Interest #: 80226

Kentucky WW Laboratory ID #: 98019

Michigan Drinking Water Laboratory #9050

Ohio VAP Certified Laboratory #: CL0065

Oklahoma Laboratory #: 9204

Texas Certification #: T104704355

Wisconsin Laboratory #: 999788130

USDA Foreign Soil Permit #: 525-23-13-23119

USDA Compliance Agreement #: IN-SL-22-001

REPORT OF LABORATORY ANALYSIS

This report shall not be reproduced, except in full,
without the written consent of Pace Analytical Services, LLC.



SAMPLE SUMMARY

Project: Harding St Ash Pond System

Pace Project No.: 50348287

Lab ID	Sample ID	Matrix	Date Collected	Date Received
50348287001	MW-18D (92-94)	Solid	06/28/23 12:40	06/28/23 16:00
50348287002	MW-18I (70-72)	Solid	06/28/23 12:56	06/28/23 16:00
50348287003	MW-18S (44-46)	Solid	06/28/23 13:09	06/28/23 16:00
50348287004	DUP-4	Solid	06/28/23 14:00	06/28/23 16:00

REPORT OF LABORATORY ANALYSIS

This report shall not be reproduced, except in full,
without the written consent of Pace Analytical Services, LLC.



SAMPLE ANALYTE COUNT

Project: Harding St Ash Pond System

Pace Project No.: 50348287

Lab ID	Sample ID	Method	Analysts	Analytes Reported	Laboratory
50348287001	MW-18D (92-94)	EPA 6010	MTM	5	PASI-I
		SM 2540G	QAK	1	PASI-I
		EPA 9045	BMS	1	PASI-I
		EPA 9060	TJJ	6	PASI-G
50348287002	MW-18I (70-72)	EPA 6010	MTM	5	PASI-I
		SM 2540G	QAK	1	PASI-I
		EPA 9045	BMS	1	PASI-I
		EPA 9060	TJJ	6	PASI-G
50348287003	MW-18S (44-46)	EPA 6010	MTM	5	PASI-I
		SM 2540G	QAK	1	PASI-I
		EPA 9045	BMS	1	PASI-I
		EPA 9060	TJJ	6	PASI-G
50348287004	DUP-4	EPA 6010	MTM	5	PASI-I
		SM 2540G	QAK	1	PASI-I
		EPA 9045	BMS	1	PASI-I
		EPA 9060	TJJ	6	PASI-G

PASI-G = Pace Analytical Services - Green Bay

PASI-I = Pace Analytical Services - Indianapolis

REPORT OF LABORATORY ANALYSIS

This report shall not be reproduced, except in full,
without the written consent of Pace Analytical Services, LLC.



SUMMARY OF DETECTION

Project: Harding St Ash Pond System

Pace Project No.: 50348287

Lab Sample ID Method	Client Sample ID Parameters	Result	Units	Report Limit	Analyzed	Qualifiers
50348287001	MW-18D (92-94)					
EPA 6010	Arsenic	6.9	mg/kg	1.1	07/08/23 12:15	
EPA 6010	Iron	6300	mg/kg	52.8	07/08/23 12:15	
EPA 6010	Lithium	6.1	mg/kg	5.3	07/08/23 12:15	N2
EPA 6010	Manganese	323	mg/kg	1.1	07/08/23 12:15	
EPA 6010	Molybdenum	1.3	mg/kg	1.1	07/08/23 12:15	
SM 2540G	Percent Moisture	10.5	%	0.10	07/09/23 15:06	N2
EPA 9045	pH at 25 Degrees C	7.8	Std. Units	0.10	07/13/23 10:54	H3
EPA 9060	Total Organic Carbon	12300	mg/kg	2660	07/07/23 03:20	
EPA 9060	Total Organic Carbon	3490	mg/kg	2590	07/07/23 03:26	
EPA 9060	Total Organic Carbon	6220	mg/kg	2580	07/07/23 03:32	
EPA 9060	Total Organic Carbon	5900	mg/kg	2630	07/07/23 03:38	
EPA 9060	Mean Total Organic Carbon	6990	mg/kg	2610	07/07/23 03:20	
EPA 9060	RSD%	53.9	%		07/07/23 03:20	1d
50348287002	MW-18I (70-72)					
EPA 6010	Arsenic	4.7	mg/kg	1.1	07/08/23 12:18	
EPA 6010	Iron	8930	mg/kg	53.3	07/08/23 12:18	
EPA 6010	Lithium	10.3	mg/kg	5.3	07/08/23 12:18	N2
EPA 6010	Manganese	342	mg/kg	1.1	07/08/23 12:18	
EPA 6010	Molybdenum	1.8	mg/kg	1.1	07/08/23 12:18	
SM 2540G	Percent Moisture	9.1	%	0.10	07/09/23 15:06	N2
EPA 9045	pH at 25 Degrees C	8.3	Std. Units	0.10	07/13/23 10:56	H3
EPA 9060	Total Organic Carbon	20700	mg/kg	2530	07/07/23 03:51	
EPA 9060	Total Organic Carbon	35400	mg/kg	2450	07/07/23 03:57	
EPA 9060	Total Organic Carbon	36000	mg/kg	2460	07/07/23 04:04	
EPA 9060	Total Organic Carbon	29500	mg/kg	2470	07/07/23 04:10	
EPA 9060	Mean Total Organic Carbon	30400	mg/kg	2470	07/07/23 03:51	
EPA 9060	RSD%	23.3	%		07/07/23 03:51	
50348287003	MW-18S (44-46)					
EPA 6010	Arsenic	8.3	mg/kg	1.0	07/08/23 12:20	
EPA 6010	Iron	5800	mg/kg	52.1	07/08/23 12:20	
EPA 6010	Lithium	6.9	mg/kg	5.2	07/08/23 12:20	N2
EPA 6010	Manganese	284	mg/kg	1.0	07/08/23 12:20	
EPA 6010	Molybdenum	1.4	mg/kg	1.0	07/08/23 12:20	
SM 2540G	Percent Moisture	6.1	%	0.10	07/09/23 15:06	N2
EPA 9045	pH at 25 Degrees C	8.3	Std. Units	0.10	07/13/23 10:57	H3
EPA 9060	Total Organic Carbon	15900	mg/kg	2760	07/07/23 04:16	
EPA 9060	Total Organic Carbon	26600	mg/kg	2680	07/07/23 04:22	
EPA 9060	Total Organic Carbon	12000	mg/kg	2780	07/07/23 04:30	
EPA 9060	Total Organic Carbon	8180	mg/kg	2730	07/07/23 04:36	
EPA 9060	Mean Total Organic Carbon	15700	mg/kg	2740	07/07/23 04:16	
EPA 9060	RSD%	50.6	%		07/07/23 04:16	1d
50348287004	DUP-4					
EPA 6010	Arsenic	8.0	mg/kg	1.1	07/08/23 12:22	
EPA 6010	Iron	6330	mg/kg	53.0	07/08/23 12:22	
EPA 6010	Lithium	7.5	mg/kg	5.3	07/08/23 12:22	N2
EPA 6010	Manganese	313	mg/kg	1.1	07/08/23 12:22	

REPORT OF LABORATORY ANALYSIS

This report shall not be reproduced, except in full,
without the written consent of Pace Analytical Services, LLC.



SUMMARY OF DETECTION

Project: Harding St Ash Pond System

Pace Project No.: 50348287

Lab Sample ID Method	Client Sample ID Parameters	Result	Units	Report Limit	Analyzed	Qualifiers
50348287004	DUP-4					
EPA 6010	Molybdenum	1.6	mg/kg	1.1	07/08/23 12:22	
SM 2540G	Percent Moisture	6.0	%	0.10	07/09/23 15:06	N2
EPA 9045	pH at 25 Degrees C	8.4	Std. Units	0.10	07/13/23 10:58	H3
EPA 9060	Total Organic Carbon	23500	mg/kg	2480	07/07/23 04:42	
EPA 9060	Total Organic Carbon	28200	mg/kg	2510	07/07/23 04:49	
EPA 9060	Total Organic Carbon	35200	mg/kg	2500	07/07/23 04:56	
EPA 9060	Total Organic Carbon	24100	mg/kg	2530	07/07/23 05:03	
EPA 9060	Mean Total Organic Carbon	27700	mg/kg	2510	07/07/23 04:42	
EPA 9060	RSD%	19.5	%		07/07/23 04:42	

REPORT OF LABORATORY ANALYSIS

This report shall not be reproduced, except in full,
without the written consent of Pace Analytical Services, LLC.



ANALYTICAL RESULTS

Project: Harding St Ash Pond System

Pace Project No.: 50348287

Sample: MW-18D (92-94) **Lab ID: 50348287001** Collected: 06/28/23 12:40 Received: 06/28/23 16:00 Matrix: Solid

Results reported on a "dry weight" basis and are adjusted for percent moisture, sample size and any dilutions.

Parameters	Results	Units	Report Limit	MDL	DF	Prepared	Analyzed	CAS No.	Qual
6010 MET ICP									
Analytical Method: EPA 6010 Preparation Method: EPA 3050									
Pace Analytical Services - Indianapolis									
Arsenic	6.9	mg/kg	1.1	0.18	1	07/06/23 16:10	07/08/23 12:15	7440-38-2	
Iron	6300	mg/kg	52.8	13.5	1	07/06/23 16:10	07/08/23 12:15	7439-89-6	
Lithium	6.1	mg/kg	5.3	0.22	1	07/06/23 16:10	07/08/23 12:15	7439-93-2	N2
Manganese	323	mg/kg	1.1	0.54	1	07/06/23 16:10	07/08/23 12:15	7439-96-5	
Molybdenum	1.3	mg/kg	1.1	0.079	1	07/06/23 16:10	07/08/23 12:15	7439-98-7	
Percent Moisture									
Analytical Method: SM 2540G									
Pace Analytical Services - Indianapolis									
Percent Moisture	10.5	%	0.10	0.10	1		07/09/23 15:06		N2
9045 pH Soil									
Analytical Method: EPA 9045									
Pace Analytical Services - Indianapolis									
pH at 25 Degrees C	7.8	Std. Units	0.10	0.10	1		07/13/23 10:54		H3
Total Organic Carbon Quad									
Analytical Method: EPA 9060									
Pace Analytical Services - Green Bay									
Total Organic Carbon	12300	mg/kg	2660	860	1		07/07/23 03:20	7440-44-0	
Total Organic Carbon	3490	mg/kg	2590	838	1		07/07/23 03:26	7440-44-0	
Total Organic Carbon	6220	mg/kg	2580	835	1		07/07/23 03:32	7440-44-0	
Total Organic Carbon	5900	mg/kg	2630	849	1		07/07/23 03:38	7440-44-0	
Mean Total Organic Carbon	6990	mg/kg	2610	845	1		07/07/23 03:20	7440-44-0	
Surrogates									
RSD%	53.9	%			1		07/07/23 03:20		1d

REPORT OF LABORATORY ANALYSIS

This report shall not be reproduced, except in full,
without the written consent of Pace Analytical Services, LLC.



ANALYTICAL RESULTS

Project: Harding St Ash Pond System

Pace Project No.: 50348287

Sample: MW-18I (70-72) **Lab ID: 50348287002** Collected: 06/28/23 12:56 Received: 06/28/23 16:00 Matrix: Solid

Results reported on a "dry weight" basis and are adjusted for percent moisture, sample size and any dilutions.

Parameters	Results	Units	Report Limit	MDL	DF	Prepared	Analyzed	CAS No.	Qual
6010 MET ICP									
Analytical Method: EPA 6010 Preparation Method: EPA 3050									
Pace Analytical Services - Indianapolis									
Arsenic	4.7	mg/kg	1.1	0.18	1	07/06/23 16:10	07/08/23 12:18	7440-38-2	
Iron	8930	mg/kg	53.3	13.7	1	07/06/23 16:10	07/08/23 12:18	7439-89-6	
Lithium	10.3	mg/kg	5.3	0.22	1	07/06/23 16:10	07/08/23 12:18	7439-93-2	N2
Manganese	342	mg/kg	1.1	0.55	1	07/06/23 16:10	07/08/23 12:18	7439-96-5	
Molybdenum	1.8	mg/kg	1.1	0.080	1	07/06/23 16:10	07/08/23 12:18	7439-98-7	
Percent Moisture									
Analytical Method: SM 2540G									
Pace Analytical Services - Indianapolis									
Percent Moisture	9.1	%	0.10	0.10	1		07/09/23 15:06		N2
9045 pH Soil									
Analytical Method: EPA 9045									
Pace Analytical Services - Indianapolis									
pH at 25 Degrees C	8.3	Std. Units	0.10	0.10	1		07/13/23 10:56		H3
Total Organic Carbon Quad									
Analytical Method: EPA 9060									
Pace Analytical Services - Green Bay									
Total Organic Carbon	20700	mg/kg	2530	817	1		07/07/23 03:51	7440-44-0	
Total Organic Carbon	35400	mg/kg	2450	791	1		07/07/23 03:57	7440-44-0	
Total Organic Carbon	36000	mg/kg	2460	795	1		07/07/23 04:04	7440-44-0	
Total Organic Carbon	29500	mg/kg	2470	798	1		07/07/23 04:10	7440-44-0	
Mean Total Organic Carbon	30400	mg/kg	2470	800	1		07/07/23 03:51	7440-44-0	
Surrogates									
RSD%	23.3	%			1		07/07/23 03:51		

REPORT OF LABORATORY ANALYSIS

This report shall not be reproduced, except in full,
without the written consent of Pace Analytical Services, LLC.



ANALYTICAL RESULTS

Project: Harding St Ash Pond System
 Pace Project No.: 50348287

Sample: MW-18S (44-46) **Lab ID: 50348287003** Collected: 06/28/23 13:09 Received: 06/28/23 16:00 Matrix: Solid

Results reported on a "dry weight" basis and are adjusted for percent moisture, sample size and any dilutions.

Parameters	Results	Units	Report Limit	MDL	DF	Prepared	Analyzed	CAS No.	Qual
6010 MET ICP									
Analytical Method: EPA 6010 Preparation Method: EPA 3050									
Pace Analytical Services - Indianapolis									
Arsenic	8.3	mg/kg	1.0	0.18	1	07/06/23 16:10	07/08/23 12:20	7440-38-2	
Iron	5800	mg/kg	52.1	13.3	1	07/06/23 16:10	07/08/23 12:20	7439-89-6	
Lithium	6.9	mg/kg	5.2	0.22	1	07/06/23 16:10	07/08/23 12:20	7439-93-2	N2
Manganese	284	mg/kg	1.0	0.54	1	07/06/23 16:10	07/08/23 12:20	7439-96-5	
Molybdenum	1.4	mg/kg	1.0	0.078	1	07/06/23 16:10	07/08/23 12:20	7439-98-7	
Percent Moisture									
Analytical Method: SM 2540G									
Pace Analytical Services - Indianapolis									
Percent Moisture	6.1	%	0.10	0.10	1		07/09/23 15:06		N2
9045 pH Soil									
Analytical Method: EPA 9045									
Pace Analytical Services - Indianapolis									
pH at 25 Degrees C	8.3	Std. Units	0.10	0.10	1		07/13/23 10:57		H3
Total Organic Carbon Quad									
Analytical Method: EPA 9060									
Pace Analytical Services - Green Bay									
Total Organic Carbon	15900	mg/kg	2760	893	1		07/07/23 04:16	7440-44-0	
Total Organic Carbon	26600	mg/kg	2680	868	1		07/07/23 04:22	7440-44-0	
Total Organic Carbon	12000	mg/kg	2780	899	1		07/07/23 04:30	7440-44-0	
Total Organic Carbon	8180	mg/kg	2730	882	1		07/07/23 04:36	7440-44-0	
Mean Total Organic Carbon	15700	mg/kg	2740	885	1		07/07/23 04:16	7440-44-0	
Surrogates									
RSD%	50.6	%			1		07/07/23 04:16		1d

REPORT OF LABORATORY ANALYSIS

This report shall not be reproduced, except in full,
 without the written consent of Pace Analytical Services, LLC.



ANALYTICAL RESULTS

Project: Harding St Ash Pond System

Pace Project No.: 50348287

Sample: DUP-4 **Lab ID: 50348287004** Collected: 06/28/23 14:00 Received: 06/28/23 16:00 Matrix: Solid

Results reported on a "dry weight" basis and are adjusted for percent moisture, sample size and any dilutions.

Parameters	Results	Units	Report Limit	MDL	DF	Prepared	Analyzed	CAS No.	Qual
6010 MET ICP									
Analytical Method: EPA 6010 Preparation Method: EPA 3050									
Pace Analytical Services - Indianapolis									
Arsenic	8.0	mg/kg	1.1	0.18	1	07/06/23 16:10	07/08/23 12:22	7440-38-2	
Iron	6330	mg/kg	53.0	13.6	1	07/06/23 16:10	07/08/23 12:22	7439-89-6	
Lithium	7.5	mg/kg	5.3	0.22	1	07/06/23 16:10	07/08/23 12:22	7439-93-2	N2
Manganese	313	mg/kg	1.1	0.55	1	07/06/23 16:10	07/08/23 12:22	7439-96-5	
Molybdenum	1.6	mg/kg	1.1	0.079	1	07/06/23 16:10	07/08/23 12:22	7439-98-7	
Percent Moisture									
Analytical Method: SM 2540G									
Pace Analytical Services - Indianapolis									
Percent Moisture	6.0	%	0.10	0.10	1		07/09/23 15:06		N2
9045 pH Soil									
Analytical Method: EPA 9045									
Pace Analytical Services - Indianapolis									
pH at 25 Degrees C	8.4	Std. Units	0.10	0.10	1		07/13/23 10:58		H3
Total Organic Carbon Quad									
Analytical Method: EPA 9060									
Pace Analytical Services - Green Bay									
Total Organic Carbon	23500	mg/kg	2480	803	1		07/07/23 04:42	7440-44-0	
Total Organic Carbon	28200	mg/kg	2510	812	1		07/07/23 04:49	7440-44-0	
Total Organic Carbon	35200	mg/kg	2500	810	1		07/07/23 04:56	7440-44-0	
Total Organic Carbon	24100	mg/kg	2530	818	1		07/07/23 05:03	7440-44-0	
Mean Total Organic Carbon	27700	mg/kg	2510	811	1		07/07/23 04:42	7440-44-0	
Surrogates									
RSD%	19.5	%			1		07/07/23 04:42		

REPORT OF LABORATORY ANALYSIS

This report shall not be reproduced, except in full,
without the written consent of Pace Analytical Services, LLC.



QUALITY CONTROL DATA

Project: Harding St Ash Pond System
Pace Project No.: 50348287

QC Batch: 741919 Analysis Method: EPA 6010
QC Batch Method: EPA 3050 Analysis Description: 6010 MET
Laboratory: Pace Analytical Services - Indianapolis
Associated Lab Samples: 50348287001, 50348287002, 50348287003, 50348287004

METHOD BLANK: 3402819 Matrix: Solid
Associated Lab Samples: 50348287001, 50348287002, 50348287003, 50348287004

Parameter	Units	Blank Result	Reporting Limit	MDL	Analyzed	Qualifiers
Arsenic	mg/kg	ND	1.0	0.17	07/08/23 12:13	
Iron	mg/kg	ND	50.0	12.8	07/08/23 12:13	
Lithium	mg/kg	ND	5.0	0.21	07/08/23 12:13	N2
Manganese	mg/kg	ND	1.0	0.52	07/08/23 12:13	
Molybdenum	mg/kg	ND	1.0	0.075	07/08/23 12:13	

LABORATORY CONTROL SAMPLE: 3402820

Parameter	Units	Spike Conc.	LCS Result	LCS % Rec	% Rec Limits	Qualifiers
Arsenic	mg/kg	50	52.0	104	80-120	
Iron	mg/kg	500	549	110	80-120	
Lithium	mg/kg	50	52.2	104	80-120	N2
Manganese	mg/kg	50	51.2	102	80-120	
Molybdenum	mg/kg	50	52.8	106	80-120	

MATRIX SPIKE & MATRIX SPIKE DUPLICATE: 3405149 3405150

Parameter	Units	MS		MSD		MS % Rec	MSD % Rec	% Rec Limits	RPD	Max RPD	Qual
		50348126017 Result	Spike Conc.	Spike Conc.	Result						
Arsenic	mg/kg	4.3	51.8	52.3	56.8	56.3	101	99	75-125	1	20
Iron	mg/kg	5870	518	523	7410	7080	297	230	75-125	5	20 P6
Lithium	mg/kg	5.8	51.8	52.3	60.1	60.1	105	104	75-125	0	20 N2
Manganese	mg/kg	300	51.8	52.3	344	369	86	133	75-125	7	20 P6
Molybdenum	mg/kg	1.1	51.8	52.3	48.8	48.7	92	91	75-125	0	20

Results presented on this page are in the units indicated by the "Units" column except where an alternate unit is presented to the right of the result.

REPORT OF LABORATORY ANALYSIS

This report shall not be reproduced, except in full,
without the written consent of Pace Analytical Services, LLC.



QUALITY CONTROL DATA

Project: Harding St Ash Pond System

Pace Project No.: 50348287

QC Batch: 742828

Analysis Method: SM 2540G

QC Batch Method: SM 2540G

Analysis Description: Dry Weight/Percent Moisture

Laboratory: Pace Analytical Services - Indianapolis

Associated Lab Samples: 50348287001, 50348287002, 50348287003, 50348287004

SAMPLE DUPLICATE: 3406563

Parameter	Units	50348282008 Result	Dup Result	RPD	Max RPD	Qualifiers
Percent Moisture	%	16.5	15.9	4	5	N2

SAMPLE DUPLICATE: 3406564

Parameter	Units	50348404007 Result	Dup Result	RPD	Max RPD	Qualifiers
Percent Moisture	%	17.2	17.1	1	5	N2

Results presented on this page are in the units indicated by the "Units" column except where an alternate unit is presented to the right of the result.

REPORT OF LABORATORY ANALYSIS

This report shall not be reproduced, except in full,
without the written consent of Pace Analytical Services, LLC.



QUALITY CONTROL DATA

Project: Harding St Ash Pond System

Pace Project No.: 50348287

QC Batch: 743054

Analysis Method: EPA 9045

QC Batch Method: EPA 9045

Analysis Description: 9045 pH

Laboratory: Pace Analytical Services - Indianapolis

Associated Lab Samples: 50348287001, 50348287002, 50348287003, 50348287004

SAMPLE DUPLICATE: 3407194

Parameter	Units	50348594001 Result	Dup Result	RPD	Max RPD	Qualifiers
pH at 25 Degrees C	Std. Units	5.0	5.1	2	2	H3

SAMPLE DUPLICATE: 3407195

Parameter	Units	50348596001 Result	Dup Result	RPD	Max RPD	Qualifiers
pH at 25 Degrees C	Std. Units	7.4	7.7	4	2	H3,R1

Results presented on this page are in the units indicated by the "Units" column except where an alternate unit is presented to the right of the result.

REPORT OF LABORATORY ANALYSIS

This report shall not be reproduced, except in full,
without the written consent of Pace Analytical Services, LLC.



QUALITY CONTROL DATA

Project: Harding St Ash Pond System

Pace Project No.: 50348287

QC Batch:	448848	Analysis Method:	EPA 9060
QC Batch Method:	EPA 9060	Analysis Description:	9060 TOC Average
		Laboratory:	Pace Analytical Services - Green Bay

Associated Lab Samples: 50348287001, 50348287002, 50348287003, 50348287004

METHOD BLANK: 2578487 Matrix: Solid
 Associated Lab Samples: 50348287001, 50348287002, 50348287003, 50348287004

Parameter	Units	Blank Result	Reporting Limit	MDL	Analyzed	Qualifiers
Mean Total Organic Carbon	mg/kg	ND	600	194	07/07/23 02:36	

LABORATORY CONTROL SAMPLE: 2578488

Parameter	Units	Spike Conc.	LCS Result	LCS % Rec	% Rec Limits	Qualifiers
Mean Total Organic Carbon	mg/kg	120000	119000	99	80-120	

MATRIX SPIKE & MATRIX SPIKE DUPLICATE: 2578489 2578490

Parameter	Units	2578489		2578490		MS % Rec	MSD % Rec	% Rec Limits	RPD	Max RPD	Qual
		MS Spike Conc.	MSD Spike Conc.	MS Result	MSD Result						
Mean Total Organic Carbon	mg/kg	24600	84000	101000	94700	91	84	49-150	6	20	

Results presented on this page are in the units indicated by the "Units" column except where an alternate unit is presented to the right of the result.

REPORT OF LABORATORY ANALYSIS

This report shall not be reproduced, except in full, without the written consent of Pace Analytical Services, LLC.



QUALIFIERS

Project: Harding St Ash Pond System

Pace Project No.: 50348287

DEFINITIONS

DF - Dilution Factor, if reported, represents the factor applied to the reported data due to dilution of the sample aliquot.

ND - Not Detected at or above adjusted reporting limit.

TNTC - Too Numerous To Count

J - Estimated concentration above the adjusted method detection limit and below the adjusted reporting limit.

MDL - Adjusted Method Detection Limit.

PQL - Practical Quantitation Limit.

RL - Reporting Limit - The lowest concentration value that meets project requirements for quantitative data with known precision and bias for a specific analyte in a specific matrix.

S - Surrogate

1,2-Diphenylhydrazine decomposes to and cannot be separated from Azobenzene using Method 8270. The result for each analyte is a combined concentration.

Consistent with EPA guidelines, unrounded data are displayed and have been used to calculate % recovery and RPD values.

LCS(D) - Laboratory Control Sample (Duplicate)

MS(D) - Matrix Spike (Duplicate)

DUP - Sample Duplicate

RPD - Relative Percent Difference

NC - Not Calculable.

SG - Silica Gel - Clean-Up

U - Indicates the compound was analyzed for, but not detected.

N-Nitrosodiphenylamine decomposes and cannot be separated from Diphenylamine using Method 8270. The result reported for each analyte is a combined concentration.

Reported results are not rounded until the final step prior to reporting. Therefore, calculated parameters that are typically reported as "Total" may vary slightly from the sum of the reported component parameters.

Pace Analytical is TNI accredited. Contact your Pace PM for the current list of accredited analytes.

TNI - The NELAC Institute.

ANALYTE QUALIFIERS

1d % RSD > 40

H3 Sample was received or analysis requested beyond the recognized method holding time.

N2 The lab does not hold NELAC/TNI accreditation for this parameter but other accreditations/certifications may apply. A complete list of accreditations/certifications is available upon request.

P6 Matrix spike recovery was outside laboratory control limits due to a parent sample concentration notably higher than the spike level.

R1 RPD value was outside control limits.

REPORT OF LABORATORY ANALYSIS

This report shall not be reproduced, except in full,
without the written consent of Pace Analytical Services, LLC.



QUALITY CONTROL DATA CROSS REFERENCE TABLE

Project: Harding St Ash Pond System

Pace Project No.: 50348287

Lab ID	Sample ID	QC Batch Method	QC Batch	Analytical Method	Analytical Batch
50348287001	MW-18D (92-94)	EPA 3050	741919	EPA 6010	742799
50348287002	MW-18I (70-72)	EPA 3050	741919	EPA 6010	742799
50348287003	MW-18S (44-46)	EPA 3050	741919	EPA 6010	742799
50348287004	DUP-4	EPA 3050	741919	EPA 6010	742799
50348287001	MW-18D (92-94)	SM 2540G	742828		
50348287002	MW-18I (70-72)	SM 2540G	742828		
50348287003	MW-18S (44-46)	SM 2540G	742828		
50348287004	DUP-4	SM 2540G	742828		
50348287001	MW-18D (92-94)	EPA 9045	743054		
50348287002	MW-18I (70-72)	EPA 9045	743054		
50348287003	MW-18S (44-46)	EPA 9045	743054		
50348287004	DUP-4	EPA 9045	743054		
50348287001	MW-18D (92-94)	EPA 9060	448848		
50348287001	MW-18D (92-94)	EPA 9060	448849		
50348287002	MW-18I (70-72)	EPA 9060	448848		
50348287002	MW-18I (70-72)	EPA 9060	448849		
50348287003	MW-18S (44-46)	EPA 9060	448848		
50348287003	MW-18S (44-46)	EPA 9060	448849		
50348287004	DUP-4	EPA 9060	448848		
50348287004	DUP-4	EPA 9060	448849		

REPORT OF LABORATORY ANALYSIS

This report shall not be reproduced, except in full, without the written consent of Pace Analytical Services, LLC.



SAMPLE CONDITION UPON RECEIPT FORM

Date/Time and Initials of person examining contents: 06/28/23 1625 JA

1. Courier: FED EX UPS CLIENT PACE NOW/JETT OTHER _____

2. Custody Seal on Cooler/Box Present: Yes No
 (If yes)Seals Intact: Yes No (leave blank if no seals were present)

3. Thermometer: **1 2 3 4 5 6 7 8 A B C D E F G H**
 [1.3] [] [] []

4. Cooler Temperature(s): [1.3] [] [] []
 (Initial/Corrected) RECORD TEMPS OF ALL COOLERS RECEIVED (use Comments below to add more)

5. Packing Material: Bubble Wrap Bubble Bags
 None Other _____

6. Ice Type: Wet Blue None

7. If temp. is over 6°C or under 0°C, was the PM notified?: Yes No
 Cooler temp should be above freezing to 6°C

All discrepancies will be written out in the comments section below.

	Yes	No		Yes	No	N/A
USDA Regulated Soils? (HI, ID, NY, WA, OR, CA, NM, TX, OK, AR, LA, TN, AL, MS, NC, SC, GA, FL, or Puerto Rico)		<input checked="" type="checkbox"/>	All containers needing acid/base preservation have been pH CHECKED?: Exceptions: VOA, coliform, LLHg, O&G, RAD CHEM, and any container with a septum cap or preserved with HCl.			
Short Hold Time Analysis (48 hours or less)? Analysis:		<input checked="" type="checkbox"/>	Circle: HNO3 (<2) H2SO4 (<2) NaOH (>10) NaOH/ZnAc (>9) Any non-conformance to pH recommendations will be noted on the container count form			<input checked="" type="checkbox"/>
Time 5035A TC placed in Freezer or Short Holds To Lab	Time:		Residual Chlorine Check (SVOC 625 Pest/PCB 608)	<u>Present</u>	<u>Absent</u>	<u>N/A</u>
Rush TAT Requested (4 days or less):		<input checked="" type="checkbox"/>	Residual Chlorine Check (Total/Amenable/Free Cyanide)			<input checked="" type="checkbox"/>
Custody Signatures Present?	<input checked="" type="checkbox"/>		Headspace Wisconsin Sulfide?			<input checked="" type="checkbox"/>
Containers Intact?:	<input checked="" type="checkbox"/>		Headspace in VOA Vials (>6mm): See Containter Count form for details	<u>Present</u>	<u>Absent</u>	<u>No VOA Vials Sent</u>
Sample Label (IDs/Dates/Times) Match COC?: Except TCs, which only require sample ID	<input checked="" type="checkbox"/>		Trip Blank Present?		<input checked="" type="checkbox"/>	
Extra labels on Terracore Vials? (soils only)		<input checked="" type="checkbox"/>	Trip Blank Custody Seals?:			<input checked="" type="checkbox"/>

COMMENTS:

June 2023 (Groundwater)



August 01, 2023

Mr. Mark Breting
ATC Group Services
7988 Centerpoint Drive
Suite 100
Indianapolis, IN 46256

RE: Project: Harding Street
Pace Project No.: 50347831

Dear Mr. Breting:

Enclosed are the analytical results for sample(s) received by the laboratory on June 21, 2023. The results relate only to the samples included in this report. Results reported herein conform to the applicable TNI/NELAC Standards and the laboratory's Quality Manual, where applicable, unless otherwise noted in the body of the report.

The test results provided in this final report were generated by each of the following laboratories within the Pace Network:

- Pace Analytical Services - Indianapolis
- Pace Analytical Services - Greensburg

If you have any questions concerning this report, please feel free to contact me.

Sincerely,

Will Statz
will.statz@pacelabs.com
(317)228-3105
Project Manager

Enclosures

cc: Mohammed Bazlamit, Atlas
Mr. Robert Miller, Haley & Aldrich



REPORT OF LABORATORY ANALYSIS

This report shall not be reproduced, except in full,
without the written consent of Pace Analytical Services, LLC.



CERTIFICATIONS

Project: Harding Street

Pace Project No.: 50347831

Pace Analytical Services Pennsylvania

1638 Roseytown Rd Suites 2,3&4, Greensburg, PA 15601
 ANAB DOD-ELAP Rad Accreditation #: L2417
 ANABISO/IEC 17025:2017 Rad Cert#: L24170
 Alabama Certification #: 41590
 Arizona Certification #: AZ0734
 Arkansas Certification
 California Certification #: 2950
 Colorado Certification #: PA01547
 Connecticut Certification #: PH-0694
 EPA Region 4 DW Rad
 Florida/TNI Certification #: E87683
 Georgia Certification #: C040
 Guam Certification
 Hawaii Certification
 Idaho Certification
 Illinois Certification
 Indiana Certification
 Iowa Certification #: 391
 Kansas Certification #: E-10358
 Kentucky Certification #: KY90133
 KY WW Permit #: KY0098221
 KY WW Permit #: KY0000221
 Louisiana DHH/TNI Certification #: LA010
 Louisiana DEQ/TNI Certification #: 04086
 Maine Certification #: 2023021
 Maryland Certification #: 308
 Massachusetts Certification #: M-PA1457
 Michigan/PADEP Certification #: 9991

Missouri Certification #: 235
 Montana Certification #: Cert0082
 Nebraska Certification #: NE-OS-29-14
 Nevada Certification #: PA014572023-03
 New Hampshire/TNI Certification #: 297622
 New Jersey/TNI Certification #: PA051
 New Mexico Certification #: PA01457
 New York/TNI Certification #: 10888
 North Carolina Certification #: 42706
 North Dakota Certification #: R-190
 Ohio EPA Rad Approval: #41249
 Oregon/TNI Certification #: PA200002-015
 Pennsylvania/TNI Certification #: 65-00282
 Puerto Rico Certification #: PA01457
 Rhode Island Certification #: 65-00282
 South Dakota Certification
 Tennessee Certification #: TN02867
 Texas/TNI Certification #: T104704188-22-18
 Utah/TNI Certification #: PA014572223-14
 USDA Soil Permit #: 525-23-67-77263
 Vermont Dept. of Health: ID# VT-0282
 Virgin Island/PADEP Certification
 Virginia/VELAP Certification #: 460198
 Washington Certification #: C868
 West Virginia DEP Certification #: 143
 West Virginia DHHR Certification #: 9964C
 Wisconsin Approve List for Rad

Pace Analytical Services Indianapolis

7726 Moller Road, Indianapolis, IN 46268
 Illinois Accreditation #: 200074
 Indiana Drinking Water Laboratory #: C-49-06
 Kansas/TNI Certification #: E-10177
 Kentucky UST Agency Interest #: 80226
 Kentucky WW Laboratory ID #: 98019
 Michigan Drinking Water Laboratory #9050

Ohio VAP Certified Laboratory #: CL0065
 Oklahoma Laboratory #: 9204
 Texas Certification #: T104704355
 Wisconsin Laboratory #: 999788130
 USDA Foreign Soil Permit #: 525-23-13-23119
 USDA Compliance Agreement #: IN-SL-22-001

REPORT OF LABORATORY ANALYSIS

This report shall not be reproduced, except in full,
 without the written consent of Pace Analytical Services, LLC.



SAMPLE SUMMARY

Project: Harding Street

Pace Project No.: 50347831

Lab ID	Sample ID	Matrix	Date Collected	Date Received
50347831001	MW-18D	Water	06/21/23 11:20	06/21/23 16:30
50347831002	MW-18I	Water	06/21/23 14:11	06/21/23 16:30
50347831003	DUP	Water	06/21/23 08:00	06/21/23 16:30

REPORT OF LABORATORY ANALYSIS

This report shall not be reproduced, except in full,
without the written consent of Pace Analytical Services, LLC.



SAMPLE ANALYTE COUNT

Project: Harding Street
 Pace Project No.: 50347831

Lab ID	Sample ID	Method	Analysts	Analytes Reported	Laboratory		
50347831001	MW-18D	EPA 9056	ADM	3	PASI-I		
		EPA 6010	ELK	14	PASI-I		
		EPA 6010	DJS	3	PASI-I		
		EPA 6020	MGM	7	PASI-I		
		EPA 7470	EAE	1	PASI-I		
		EPA 903.1	JLJ	1	PASI-PA		
		EPA 904.0	ZPC	1	PASI-PA		
		Total Radium Calculation	JAL	1	PASI-PA		
		SM 2320B	DAW	3	PASI-I		
		SM 2540C	TRK	1	PASI-I		
		SM 4500-H+B	BMS	1	PASI-I		
		SM 4500-S2-D	BEP	1	PASI-I		
		HACH 8146	BEP	1	PASI-I		
		EPA 353.2	DAW	2	PASI-I		
		EPA 365.1	YAM	1	PASI-I		
		SM 5310C	ATS	1	PASI-I		
		SM 5310C	ATS	1	PASI-I		
		50347831002	MW-18I	EPA 9056	ADM	3	PASI-I
				EPA 6010	ELK	14	PASI-I
				EPA 6010	DJS	3	PASI-I
EPA 6020	MGM			7	PASI-I		
EPA 7470	EAE			1	PASI-I		
EPA 903.1	JLJ			1	PASI-PA		
EPA 904.0	ZPC			1	PASI-PA		
Total Radium Calculation	JAL			1	PASI-PA		
SM 2320B	DAW			3	PASI-I		
SM 2540C	TRK			1	PASI-I		
SM 4500-H+B	BMS			1	PASI-I		
SM 4500-S2-D	BEP			1	PASI-I		
HACH 8146	BEP			1	PASI-I		
EPA 353.2	DAW			2	PASI-I		
EPA 365.1	YAM			1	PASI-I		
SM 5310C	ATS			1	PASI-I		
SM 5310C	ATS			1	PASI-I		
50347831003	DUP			EPA 9056	ADM	3	PASI-I
				EPA 6010	ELK	14	PASI-I
				EPA 6010	DJS	3	PASI-I

REPORT OF LABORATORY ANALYSIS

This report shall not be reproduced, except in full,
 without the written consent of Pace Analytical Services, LLC.



SAMPLE ANALYTE COUNT

Project: Harding Street

Pace Project No.: 50347831

Lab ID	Sample ID	Method	Analysts	Analytes Reported	Laboratory
		EPA 6020	MGM	7	PASI-I
		EPA 7470	EAE	1	PASI-I
		EPA 903.1	JLJ	1	PASI-PA
		EPA 904.0	ZPC	1	PASI-PA
		Total Radium Calculation	JAL	1	PASI-PA
		SM 2320B	DAW	3	PASI-I
		SM 2540C	TRK	1	PASI-I
		SM 4500-H+B	BMS	1	PASI-I
		SM 4500-S2-D	BEP	1	PASI-I
		HACH 8146	BEP	1	PASI-I
		EPA 353.2	DAW	2	PASI-I
		EPA 365.1	YAM	1	PASI-I
		SM 5310C	ATS	1	PASI-I
		SM 5310C	ATS	1	PASI-I

PASI-I = Pace Analytical Services - Indianapolis

PASI-PA = Pace Analytical Services - Greensburg

REPORT OF LABORATORY ANALYSIS

This report shall not be reproduced, except in full,
without the written consent of Pace Analytical Services, LLC.



SUMMARY OF DETECTION

Project: Harding Street

Pace Project No.: 50347831

Lab Sample ID	Client Sample ID	Result	Units	Report Limit	Analyzed	Qualifiers
Method	Parameters					
50347831001	MW-18D					
EPA 9056	Chloride	120	mg/L	25.0	06/29/23 01:23	
EPA 9056	Sulfate	64.9	mg/L	2.5	06/29/23 01:05	
EPA 6010	Barium	519	ug/L	10.0	06/29/23 15:55	
EPA 6010	Boron	767	ug/L	100	06/29/23 15:55	
EPA 6010	Calcium	132000	ug/L	1000	06/29/23 15:55	
EPA 6010	Iron	6310	ug/L	100	06/29/23 15:55	
EPA 6010	Magnesium	37000	ug/L	1000	06/29/23 15:55	
EPA 6010	Manganese	63.0	ug/L	10.0	06/29/23 15:55	
EPA 6010	Potassium	5460	ug/L	1000	06/29/23 15:55	
EPA 6010	Silica	15900	ug/L	450	06/29/23 15:55	N2
EPA 6010	Sodium	92100	ug/L	1000	06/29/23 15:55	
EPA 6010	Iron, Dissolved	6210	ug/L	100	06/28/23 14:21	
EPA 6010	Manganese, Dissolved	65.3	ug/L	10.0	06/28/23 14:21	
EPA 6020	Arsenic	17.1	ug/L	1.0	06/24/23 07:49	
EPA 903.1	Radium-226	0.941 ± 0.437 (0.134)	pCi/L		07/12/23 12:00	
EPA 904.0	Radium-228	C:NA T:95% 1.13 ± 0.472 (0.749)	pCi/L		07/07/23 14:33	
		C:82% T:81%				
Total Radium Calculation	Total Radium	2.07 ± 0.909 (0.883)	pCi/L		07/12/23 13:45	
SM 2320B	Alkalinity, Total as CaCO3	445	mg/L	10.0	06/22/23 20:07	
SM 2320B	Alkalinity, Bicarbonate (CaCO3)	445	mg/L	10.0	06/22/23 20:07	
SM 2540C	Total Dissolved Solids	776	mg/L	20.0	06/23/23 15:59	
SM 4500-H+B	pH at 25 Degrees C	7.4	Std. Units	0.10	07/07/23 12:04	H3
HACH 8146	Iron, Ferrous	0.85	mg/L	0.20	06/26/23 11:42	H3,N2
SM 5310C	Total Organic Carbon	4.2	mg/L	1.0	06/23/23 02:28	
SM 5310C	Dissolved Organic Carbon	5.2	mg/L	1.0	06/22/23 22:14	
50347831002	MW-18I					
EPA 9056	Chloride	170	mg/L	2.5	06/30/23 13:06	
EPA 9056	Fluoride	0.15	mg/L	0.10	06/29/23 01:41	
EPA 9056	Sulfate	61.3	mg/L	2.5	06/30/23 13:06	
EPA 6010	Barium	430	ug/L	10.0	06/29/23 15:58	
EPA 6010	Boron	356	ug/L	100	06/29/23 15:58	
EPA 6010	Calcium	87700	ug/L	1000	06/29/23 15:58	
EPA 6010	Iron	2940	ug/L	100	06/29/23 15:58	
EPA 6010	Magnesium	28100	ug/L	1000	06/29/23 15:58	
EPA 6010	Manganese	119	ug/L	10.0	06/29/23 15:58	
EPA 6010	Potassium	9290	ug/L	1000	06/29/23 15:58	
EPA 6010	Silica	12900	ug/L	450	06/29/23 15:58	N2
EPA 6010	Sodium	89500	ug/L	1000	06/29/23 15:58	
EPA 6010	Iron, Dissolved	2760	ug/L	100	06/28/23 14:23	
EPA 6010	Manganese, Dissolved	122	ug/L	10.0	06/28/23 14:23	
EPA 6020	Arsenic	2.5	ug/L	1.0	06/24/23 07:53	

REPORT OF LABORATORY ANALYSIS

This report shall not be reproduced, except in full,
without the written consent of Pace Analytical Services, LLC.



SUMMARY OF DETECTION

Project: Harding Street

Pace Project No.: 50347831

Lab Sample ID	Client Sample ID	Result	Units	Report Limit	Analyzed	Qualifiers
Method	Parameters					
50347831002	MW-18I					
EPA 903.1	Radium-226	2.13 ± 0.704 (0.373) C:NA T:94%	pCi/L		07/12/23 12:17	
EPA 904.0	Radium-228	0.906 ± 0.461 (0.817) C:81% T:83%	pCi/L		07/07/23 14:34	
Total Radium Calculation	Total Radium	3.04 ± 1.17 (1.19)	pCi/L		07/12/23 13:45	
SM 2320B	Alkalinity, Total as CaCO3	272	mg/L	10.0	06/22/23 20:07	
SM 2320B	Alkalinity,Bicarbonate (CaCO3)	272	mg/L	10.0	06/22/23 20:07	
SM 2540C	Total Dissolved Solids	640	mg/L	10.0	06/23/23 16:00	
SM 4500-H+B	pH at 25 Degrees C	7.8	Std. Units	0.10	07/07/23 12:07	H3
HACH 8146	Iron, Ferrous	0.41	mg/L	0.20	06/26/23 11:42	H3,N2
SM 5310C	Total Organic Carbon	3.0	mg/L	1.0	06/23/23 02:47	
SM 5310C	Dissolved Organic Carbon	3.3	mg/L	1.0	06/22/23 22:26	
50347831003	DUP					
EPA 9056	Chloride	124	mg/L	25.0	06/29/23 03:28	
EPA 9056	Sulfate	65.4	mg/L	2.5	06/29/23 03:10	
EPA 6010	Barium	534	ug/L	10.0	06/29/23 16:01	
EPA 6010	Boron	788	ug/L	100	06/29/23 16:01	
EPA 6010	Calcium	136000	ug/L	1000	06/29/23 16:01	
EPA 6010	Iron	6570	ug/L	100	06/29/23 16:01	
EPA 6010	Magnesium	38100	ug/L	1000	06/29/23 16:01	
EPA 6010	Manganese	66.0	ug/L	10.0	06/29/23 16:01	
EPA 6010	Potassium	5710	ug/L	1000	06/29/23 16:01	
EPA 6010	Silica	16400	ug/L	450	06/29/23 16:01	N2
EPA 6010	Sodium	94700	ug/L	1000	06/29/23 16:01	
EPA 6010	Iron, Dissolved	6110	ug/L	100	06/28/23 14:31	
EPA 6010	Manganese, Dissolved	64.1	ug/L	10.0	06/28/23 14:31	
EPA 6020	Arsenic	17.1	ug/L	1.0	06/24/23 07:57	
EPA 903.1	Radium-226	1.82 ± 0.736 (0.683) C:NA T:90%	pCi/L		07/12/23 12:17	
EPA 904.0	Radium-228	1.51 ± 0.519 (0.715) C:81% T:86%	pCi/L		07/07/23 14:34	
Total Radium Calculation	Total Radium	3.33 ± 1.26 (1.40)	pCi/L		07/12/23 13:45	
SM 2320B	Alkalinity, Total as CaCO3	442	mg/L	10.0	06/22/23 20:07	
SM 2320B	Alkalinity,Bicarbonate (CaCO3)	442	mg/L	10.0	06/22/23 20:07	
SM 2540C	Total Dissolved Solids	766	mg/L	20.0	06/23/23 16:00	
SM 4500-H+B	pH at 25 Degrees C	7.5	Std. Units	0.10	07/07/23 12:08	H3
HACH 8146	Iron, Ferrous	0.80	mg/L	0.20	06/26/23 11:41	H3,N2
SM 5310C	Total Organic Carbon	4.2	mg/L	1.0	06/23/23 02:59	

REPORT OF LABORATORY ANALYSIS

This report shall not be reproduced, except in full,
without the written consent of Pace Analytical Services, LLC.



SUMMARY OF DETECTION

Project: Harding Street

Pace Project No.: 50347831

Lab Sample ID Method	Client Sample ID Parameters	Result	Units	Report Limit	Analyzed	Qualifiers
50347831003	DUP					
SM 5310C	Dissolved Organic Carbon	5.5	mg/L	1.0	06/22/23 22:39	

REPORT OF LABORATORY ANALYSIS

This report shall not be reproduced, except in full,
without the written consent of Pace Analytical Services, LLC.



ANALYTICAL RESULTS

Project: Harding Street

Pace Project No.: 50347831

Sample: MW-18D		Lab ID: 50347831001		Collected: 06/21/23 11:20		Received: 06/21/23 16:30		Matrix: Water	
Parameters	Results	Units	Report Limit	MDL	DF	Prepared	Analyzed	CAS No.	Qual
9056 IC Anions		Analytical Method: EPA 9056 Pace Analytical Services - Indianapolis							
Chloride	120	mg/L	25.0	6.7	100		06/29/23 01:23	16887-00-6	
Fluoride	ND	mg/L	0.10	0.017	1		06/29/23 00:47	16984-48-8	
Sulfate	64.9	mg/L	2.5	0.85	10		06/29/23 01:05	14808-79-8	
6010 MET ICP		Analytical Method: EPA 6010 Preparation Method: EPA 3010 Pace Analytical Services - Indianapolis							
Aluminum	ND	ug/L	200	54.4	1	06/27/23 17:13	06/29/23 15:55	7429-90-5	
Barium	519	ug/L	10.0	1.3	1	06/27/23 17:13	06/29/23 15:55	7440-39-3	
Boron	767	ug/L	100	61.4	1	06/27/23 17:13	06/29/23 15:55	7440-42-8	
Cadmium	ND	ug/L	2.0	0.48	1	06/27/23 17:13	06/29/23 15:55	7440-43-9	
Calcium	132000	ug/L	1000	88.4	1	06/27/23 17:13	06/29/23 15:55	7440-70-2	
Iron	6310	ug/L	100	48.8	1	06/27/23 17:13	06/29/23 15:55	7439-89-6	
Lead	ND	ug/L	10.0	3.9	1	06/27/23 17:13	06/29/23 15:55	7439-92-1	
Lithium	ND	ug/L	20.0	6.2	1	06/27/23 17:13	06/29/23 15:55	7439-93-2	
Magnesium	37000	ug/L	1000	43.0	1	06/27/23 17:13	06/29/23 15:55	7439-95-4	
Manganese	63.0	ug/L	10.0	5.4	1	06/27/23 17:13	06/29/23 15:55	7439-96-5	
Molybdenum	ND	ug/L	10.0	2.0	1	06/27/23 17:13	06/29/23 15:55	7439-98-7	
Potassium	5460	ug/L	1000	200	1	06/27/23 17:13	06/29/23 15:55	7440-09-7	
Silica	15900	ug/L	450		1	06/27/23 17:13	06/29/23 15:55	7631-86-9	N2
Sodium	92100	ug/L	1000	284	1	06/27/23 17:13	06/29/23 15:55	7440-23-5	
6010 MET ICP, Dissolved		Analytical Method: EPA 6010 Preparation Method: EPA 3010 Pace Analytical Services - Indianapolis							
Iron, Dissolved	6210	ug/L	100	48.8	1	06/27/23 16:50	06/28/23 14:21	7439-89-6	
Manganese, Dissolved	65.3	ug/L	10.0	5.4	1	06/27/23 16:50	06/28/23 14:21	7439-96-5	
Molybdenum, Dissolved	ND	ug/L	10.0	2.0	1	06/27/23 16:50	06/28/23 14:21	7439-98-7	
6020 MET ICPMS		Analytical Method: EPA 6020 Preparation Method: EPA 200.2 Pace Analytical Services - Indianapolis							
Antimony	ND	ug/L	1.0	0.13	1	06/23/23 06:25	06/24/23 07:49	7440-36-0	
Arsenic	17.1	ug/L	1.0	0.10	1	06/23/23 06:25	06/24/23 07:49	7440-38-2	
Beryllium	ND	ug/L	0.20	0.026	1	06/23/23 06:25	06/24/23 07:49	7440-41-7	
Chromium	ND	ug/L	10.0	0.20	1	06/23/23 06:25	06/24/23 07:49	7440-47-3	
Cobalt	ND	ug/L	1.0	0.082	1	06/23/23 06:25	06/24/23 07:49	7440-48-4	
Selenium	ND	ug/L	1.0	0.44	1	06/23/23 06:25	06/24/23 07:49	7782-49-2	
Thallium	ND	ug/L	1.0	0.072	1	06/23/23 06:25	06/24/23 07:49	7440-28-0	
7470 Mercury		Analytical Method: EPA 7470 Preparation Method: EPA 7470 Pace Analytical Services - Indianapolis							
Mercury	ND	ug/L	0.20	0.091	1	06/26/23 10:52	06/26/23 16:15	7439-97-6	
2320B Alkalinity		Analytical Method: SM 2320B Pace Analytical Services - Indianapolis							
Alkalinity, Total as CaCO3	445	mg/L	10.0	10.0	1		06/22/23 20:07		

REPORT OF LABORATORY ANALYSIS

This report shall not be reproduced, except in full,
without the written consent of Pace Analytical Services, LLC.



ANALYTICAL RESULTS

Project: Harding Street
 Pace Project No.: 50347831

Sample: MW-18D Lab ID: 50347831001 Collected: 06/21/23 11:20 Received: 06/21/23 16:30 Matrix: Water									
Parameters	Results	Units	Report Limit	MDL	DF	Prepared	Analyzed	CAS No.	Qual
2320B Alkalinity									
Analytical Method: SM 2320B Pace Analytical Services - Indianapolis									
Alkalinity,Bicarbonate (CaCO3)	445	mg/L	10.0	10.0	1		06/22/23 20:07		
Alkalinity,Carbonate (CaCO3)	ND	mg/L	10.0	10.0	1		06/22/23 20:07		
2540C Total Dissolved Solids									
Analytical Method: SM 2540C Pace Analytical Services - Indianapolis									
Total Dissolved Solids	776	mg/L	20.0	20.0	1		06/23/23 15:59		
4500H+ pH, Electrometric									
Analytical Method: SM 4500-H+B Pace Analytical Services - Indianapolis									
pH at 25 Degrees C	7.4	Std. Units	0.10	0.10	1		07/07/23 12:04		H3
4500S2D Sulfide Water									
Analytical Method: SM 4500-S2-D Pace Analytical Services - Indianapolis									
Sulfide	ND	mg/L	0.10	0.025	1		06/23/23 12:56	18496-25-8	
Iron, Ferrous									
Analytical Method: HACH 8146 Pace Analytical Services - Indianapolis									
Iron, Ferrous	0.85	mg/L	0.20	0.035	1		06/26/23 11:42	15438-31-0	H3,N2
353.2 Nitrogen, NO2/NO3 unpres									
Analytical Method: EPA 353.2 Pace Analytical Services - Indianapolis									
Nitrogen, Nitrate	ND	mg/L	0.10	0.011	1		06/21/23 23:12	14797-55-8	
Nitrogen, Nitrite	ND	mg/L	0.10	0.0040	1		06/21/23 23:12	14797-65-0	
365.1 Total Phosphorus									
Analytical Method: EPA 365.1 Preparation Method: EPA 365.1 Pace Analytical Services - Indianapolis									
Phosphate as P04	ND	mg/L	0.15	0.15	1	06/23/23 11:30	06/26/23 13:50		
5310C TOC									
Analytical Method: SM 5310C Pace Analytical Services - Indianapolis									
Total Organic Carbon	4.2	mg/L	1.0	0.24	1		06/23/23 02:28	7440-44-0	
5310C Dissolved Organic Carbon									
Analytical Method: SM 5310C Pace Analytical Services - Indianapolis									
Dissolved Organic Carbon	5.2	mg/L	1.0	0.24	1		06/22/23 22:14		

REPORT OF LABORATORY ANALYSIS

This report shall not be reproduced, except in full,
 without the written consent of Pace Analytical Services, LLC.



ANALYTICAL RESULTS

Project: Harding Street
 Pace Project No.: 50347831

Sample: MW-18I **Lab ID: 50347831002** Collected: 06/21/23 14:11 Received: 06/21/23 16:30 Matrix: Water

Parameters	Results	Units	Report			Prepared	Analyzed	CAS No.	Qual
			Limit	MDL	DF				
9056 IC Anions									
Analytical Method: EPA 9056									
Pace Analytical Services - Indianapolis									
Chloride	170	mg/L	2.5	0.67	10		06/30/23 13:06	16887-00-6	
Fluoride	0.15	mg/L	0.10	0.017	1		06/29/23 01:41	16984-48-8	
Sulfate	61.3	mg/L	2.5	0.85	10		06/30/23 13:06	14808-79-8	
6010 MET ICP									
Analytical Method: EPA 6010 Preparation Method: EPA 3010									
Pace Analytical Services - Indianapolis									
Aluminum	ND	ug/L	200	54.4	1	06/27/23 17:13	06/29/23 15:58	7429-90-5	
Barium	430	ug/L	10.0	1.3	1	06/27/23 17:13	06/29/23 15:58	7440-39-3	
Boron	356	ug/L	100	61.4	1	06/27/23 17:13	06/29/23 15:58	7440-42-8	
Cadmium	ND	ug/L	2.0	0.48	1	06/27/23 17:13	06/29/23 15:58	7440-43-9	
Calcium	87700	ug/L	1000	88.4	1	06/27/23 17:13	06/29/23 15:58	7440-70-2	
Iron	2940	ug/L	100	48.8	1	06/27/23 17:13	06/29/23 15:58	7439-89-6	
Lead	ND	ug/L	10.0	3.9	1	06/27/23 17:13	06/29/23 15:58	7439-92-1	
Lithium	ND	ug/L	20.0	6.2	1	06/27/23 17:13	06/29/23 15:58	7439-93-2	
Magnesium	28100	ug/L	1000	43.0	1	06/27/23 17:13	06/29/23 15:58	7439-95-4	
Manganese	119	ug/L	10.0	5.4	1	06/27/23 17:13	06/29/23 15:58	7439-96-5	
Molybdenum	ND	ug/L	10.0	2.0	1	06/27/23 17:13	06/29/23 15:58	7439-98-7	
Potassium	9290	ug/L	1000	200	1	06/27/23 17:13	06/29/23 15:58	7440-09-7	
Silica	12900	ug/L	450		1	06/27/23 17:13	06/29/23 15:58	7631-86-9	N2
Sodium	89500	ug/L	1000	284	1	06/27/23 17:13	06/29/23 15:58	7440-23-5	
6010 MET ICP, Dissolved									
Analytical Method: EPA 6010 Preparation Method: EPA 3010									
Pace Analytical Services - Indianapolis									
Iron, Dissolved	2760	ug/L	100	48.8	1	06/27/23 16:50	06/28/23 14:23	7439-89-6	
Manganese, Dissolved	122	ug/L	10.0	5.4	1	06/27/23 16:50	06/28/23 14:23	7439-96-5	
Molybdenum, Dissolved	ND	ug/L	10.0	2.0	1	06/27/23 16:50	06/28/23 14:23	7439-98-7	
6020 MET ICPMS									
Analytical Method: EPA 6020 Preparation Method: EPA 200.2									
Pace Analytical Services - Indianapolis									
Antimony	ND	ug/L	1.0	0.13	1	06/23/23 06:25	06/24/23 07:53	7440-36-0	
Arsenic	2.5	ug/L	1.0	0.10	1	06/23/23 06:25	06/24/23 07:53	7440-38-2	
Beryllium	ND	ug/L	0.20	0.026	1	06/23/23 06:25	06/24/23 07:53	7440-41-7	
Chromium	ND	ug/L	10.0	0.20	1	06/23/23 06:25	06/24/23 07:53	7440-47-3	
Cobalt	ND	ug/L	1.0	0.082	1	06/23/23 06:25	06/24/23 07:53	7440-48-4	
Selenium	ND	ug/L	1.0	0.44	1	06/23/23 06:25	06/24/23 07:53	7782-49-2	
Thallium	ND	ug/L	1.0	0.072	1	06/23/23 06:25	06/24/23 07:53	7440-28-0	
7470 Mercury									
Analytical Method: EPA 7470 Preparation Method: EPA 7470									
Pace Analytical Services - Indianapolis									
Mercury	ND	ug/L	0.20	0.091	1	06/26/23 10:52	06/26/23 16:17	7439-97-6	
2320B Alkalinity									
Analytical Method: SM 2320B									
Pace Analytical Services - Indianapolis									
Alkalinity, Total as CaCO3	272	mg/L	10.0	10.0	1		06/22/23 20:07		

REPORT OF LABORATORY ANALYSIS

This report shall not be reproduced, except in full,
 without the written consent of Pace Analytical Services, LLC.



ANALYTICAL RESULTS

Project: Harding Street
 Pace Project No.: 50347831

Sample: MW-181 Lab ID: 50347831002 Collected: 06/21/23 14:11 Received: 06/21/23 16:30 Matrix: Water									
Parameters	Results	Units	Report Limit	MDL	DF	Prepared	Analyzed	CAS No.	Qual
2320B Alkalinity									
Analytical Method: SM 2320B Pace Analytical Services - Indianapolis									
Alkalinity,Bicarbonate (CaCO3)	272	mg/L	10.0	10.0	1		06/22/23 20:07		
Alkalinity,Carbonate (CaCO3)	ND	mg/L	10.0	10.0	1		06/22/23 20:07		
2540C Total Dissolved Solids									
Analytical Method: SM 2540C Pace Analytical Services - Indianapolis									
Total Dissolved Solids	640	mg/L	10.0	10.0	1		06/23/23 16:00		
4500H+ pH, Electrometric									
Analytical Method: SM 4500-H+B Pace Analytical Services - Indianapolis									
pH at 25 Degrees C	7.8	Std. Units	0.10	0.10	1		07/07/23 12:07		H3
4500S2D Sulfide Water									
Analytical Method: SM 4500-S2-D Pace Analytical Services - Indianapolis									
Sulfide	ND	mg/L	0.10	0.025	1		06/23/23 12:56	18496-25-8	
Iron, Ferrous									
Analytical Method: HACH 8146 Pace Analytical Services - Indianapolis									
Iron, Ferrous	0.41	mg/L	0.20	0.035	1		06/26/23 11:42	15438-31-0	H3,N2
353.2 Nitrogen, NO2/NO3 unpres									
Analytical Method: EPA 353.2 Pace Analytical Services - Indianapolis									
Nitrogen, Nitrate	ND	mg/L	0.10	0.011	1		06/21/23 23:14	14797-55-8	
Nitrogen, Nitrite	ND	mg/L	0.10	0.0040	1		06/21/23 23:14	14797-65-0	
365.1 Total Phosphorus									
Analytical Method: EPA 365.1 Preparation Method: EPA 365.1 Pace Analytical Services - Indianapolis									
Phosphate as P04	ND	mg/L	0.15	0.15	1	06/23/23 11:30	06/26/23 13:51		
5310C TOC									
Analytical Method: SM 5310C Pace Analytical Services - Indianapolis									
Total Organic Carbon	3.0	mg/L	1.0	0.24	1		06/23/23 02:47	7440-44-0	
5310C Dissolved Organic Carbon									
Analytical Method: SM 5310C Pace Analytical Services - Indianapolis									
Dissolved Organic Carbon	3.3	mg/L	1.0	0.24	1		06/22/23 22:26		

REPORT OF LABORATORY ANALYSIS

This report shall not be reproduced, except in full,
 without the written consent of Pace Analytical Services, LLC.



ANALYTICAL RESULTS

Project: Harding Street

Pace Project No.: 50347831

Sample: DUP		Lab ID: 50347831003		Collected: 06/21/23 08:00		Received: 06/21/23 16:30		Matrix: Water	
Parameters	Results	Units	Report Limit	MDL	DF	Prepared	Analyzed	CAS No.	Qual
9056 IC Anions		Analytical Method: EPA 9056 Pace Analytical Services - Indianapolis							
Chloride	124	mg/L	25.0	6.7	100		06/29/23 03:28	16887-00-6	
Fluoride	ND	mg/L	0.10	0.017	1		06/29/23 02:52	16984-48-8	
Sulfate	65.4	mg/L	2.5	0.85	10		06/29/23 03:10	14808-79-8	
6010 MET ICP		Analytical Method: EPA 6010 Preparation Method: EPA 3010 Pace Analytical Services - Indianapolis							
Aluminum	ND	ug/L	200	54.4	1	06/27/23 17:13	06/29/23 16:01	7429-90-5	
Barium	534	ug/L	10.0	1.3	1	06/27/23 17:13	06/29/23 16:01	7440-39-3	
Boron	788	ug/L	100	61.4	1	06/27/23 17:13	06/29/23 16:01	7440-42-8	
Cadmium	ND	ug/L	2.0	0.48	1	06/27/23 17:13	06/29/23 16:01	7440-43-9	
Calcium	136000	ug/L	1000	88.4	1	06/27/23 17:13	06/29/23 16:01	7440-70-2	
Iron	6570	ug/L	100	48.8	1	06/27/23 17:13	06/29/23 16:01	7439-89-6	
Lead	ND	ug/L	10.0	3.9	1	06/27/23 17:13	06/29/23 16:01	7439-92-1	
Lithium	ND	ug/L	20.0	6.2	1	06/27/23 17:13	06/29/23 16:01	7439-93-2	
Magnesium	38100	ug/L	1000	43.0	1	06/27/23 17:13	06/29/23 16:01	7439-95-4	
Manganese	66.0	ug/L	10.0	5.4	1	06/27/23 17:13	06/29/23 16:01	7439-96-5	
Molybdenum	ND	ug/L	10.0	2.0	1	06/27/23 17:13	06/29/23 16:01	7439-98-7	
Potassium	5710	ug/L	1000	200	1	06/27/23 17:13	06/29/23 16:01	7440-09-7	
Silica	16400	ug/L	450		1	06/27/23 17:13	06/29/23 16:01	7631-86-9	N2
Sodium	94700	ug/L	1000	284	1	06/27/23 17:13	06/29/23 16:01	7440-23-5	
6010 MET ICP, Dissolved		Analytical Method: EPA 6010 Preparation Method: EPA 3010 Pace Analytical Services - Indianapolis							
Iron, Dissolved	6110	ug/L	100	48.8	1	06/27/23 16:50	06/28/23 14:31	7439-89-6	
Manganese, Dissolved	64.1	ug/L	10.0	5.4	1	06/27/23 16:50	06/28/23 14:31	7439-96-5	
Molybdenum, Dissolved	ND	ug/L	10.0	2.0	1	06/27/23 16:50	06/28/23 14:31	7439-98-7	
6020 MET ICPMS		Analytical Method: EPA 6020 Preparation Method: EPA 200.2 Pace Analytical Services - Indianapolis							
Antimony	ND	ug/L	1.0	0.13	1	06/23/23 06:25	06/24/23 07:57	7440-36-0	
Arsenic	17.1	ug/L	1.0	0.10	1	06/23/23 06:25	06/24/23 07:57	7440-38-2	
Beryllium	ND	ug/L	0.20	0.026	1	06/23/23 06:25	06/24/23 07:57	7440-41-7	
Chromium	ND	ug/L	10.0	0.20	1	06/23/23 06:25	06/24/23 07:57	7440-47-3	
Cobalt	ND	ug/L	1.0	0.082	1	06/23/23 06:25	06/24/23 07:57	7440-48-4	
Selenium	ND	ug/L	1.0	0.44	1	06/23/23 06:25	06/24/23 07:57	7782-49-2	
Thallium	ND	ug/L	1.0	0.072	1	06/23/23 06:25	06/24/23 07:57	7440-28-0	
7470 Mercury		Analytical Method: EPA 7470 Preparation Method: EPA 7470 Pace Analytical Services - Indianapolis							
Mercury	ND	ug/L	0.20	0.091	1	06/26/23 10:52	06/26/23 16:29	7439-97-6	
2320B Alkalinity		Analytical Method: SM 2320B Pace Analytical Services - Indianapolis							
Alkalinity, Total as CaCO3	442	mg/L	10.0	10.0	1		06/22/23 20:07		

REPORT OF LABORATORY ANALYSIS

This report shall not be reproduced, except in full,
without the written consent of Pace Analytical Services, LLC.



ANALYTICAL RESULTS

Project: Harding Street
 Pace Project No.: 50347831

Sample: DUP		Lab ID: 50347831003		Collected: 06/21/23 08:00	Received: 06/21/23 16:30	Matrix: Water			
Parameters	Results	Units	Report Limit	MDL	DF	Prepared	Analyzed	CAS No.	Qual
2320B Alkalinity		Analytical Method: SM 2320B Pace Analytical Services - Indianapolis							
Alkalinity,Bicarbonate (CaCO3)	442	mg/L	10.0	10.0	1		06/22/23 20:07		
Alkalinity,Carbonate (CaCO3)	ND	mg/L	10.0	10.0	1		06/22/23 20:07		
2540C Total Dissolved Solids		Analytical Method: SM 2540C Pace Analytical Services - Indianapolis							
Total Dissolved Solids	766	mg/L	20.0	20.0	1		06/23/23 16:00		
4500H+ pH, Electrometric		Analytical Method: SM 4500-H+B Pace Analytical Services - Indianapolis							
pH at 25 Degrees C	7.5	Std. Units	0.10	0.10	1		07/07/23 12:08		H3
4500S2D Sulfide Water		Analytical Method: SM 4500-S2-D Pace Analytical Services - Indianapolis							
Sulfide	ND	mg/L	0.10	0.025	1		06/23/23 12:56	18496-25-8	
Iron, Ferrous		Analytical Method: HACH 8146 Pace Analytical Services - Indianapolis							
Iron, Ferrous	0.80	mg/L	0.20	0.035	1		06/26/23 11:41	15438-31-0	H3,N2
353.2 Nitrogen, NO2/NO3 unpres		Analytical Method: EPA 353.2 Pace Analytical Services - Indianapolis							
Nitrogen, Nitrate	ND	mg/L	0.10	0.011	1		06/21/23 23:15	14797-55-8	
Nitrogen, Nitrite	ND	mg/L	0.10	0.0040	1		06/21/23 23:15	14797-65-0	
365.1 Total Phosphorus		Analytical Method: EPA 365.1 Preparation Method: EPA 365.1 Pace Analytical Services - Indianapolis							
Phosphate as P04	ND	mg/L	0.15	0.15	1	06/23/23 11:30	06/26/23 13:52		
5310C TOC		Analytical Method: SM 5310C Pace Analytical Services - Indianapolis							
Total Organic Carbon	4.2	mg/L	1.0	0.24	1		06/23/23 02:59	7440-44-0	
5310C Dissolved Organic Carbon		Analytical Method: SM 5310C Pace Analytical Services - Indianapolis							
Dissolved Organic Carbon	5.5	mg/L	1.0	0.24	1		06/22/23 22:39		

REPORT OF LABORATORY ANALYSIS

This report shall not be reproduced, except in full,
 without the written consent of Pace Analytical Services, LLC.



QUALITY CONTROL DATA

Project: Harding Street

Pace Project No.: 50347831

QC Batch:	741492	Analysis Method:	EPA 9056
QC Batch Method:	EPA 9056	Analysis Description:	9056 IC Anions
		Laboratory:	Pace Analytical Services - Indianapolis

Associated Lab Samples: 50347831001, 50347831002, 50347831003

METHOD BLANK: 3400730 Matrix: Water

Associated Lab Samples: 50347831001, 50347831002, 50347831003

Parameter	Units	Blank Result	Reporting Limit	MDL	Analyzed	Qualifiers
Chloride	mg/L	ND	0.25	0.067	06/29/23 11:49	
Fluoride	mg/L	ND	0.10	0.017	06/29/23 11:49	
Sulfate	mg/L	ND	0.25	0.085	06/29/23 11:49	

LABORATORY CONTROL SAMPLE: 3400731

Parameter	Units	Spike Conc.	LCS Result	LCS % Rec	% Rec Limits	Qualifiers
Chloride	mg/L	2.5	2.3	93	80-120	
Fluoride	mg/L	1	0.93	93	80-120	
Sulfate	mg/L	5	4.8	96	80-120	

MATRIX SPIKE & MATRIX SPIKE DUPLICATE: 3400732 3400733

Parameter	Units	MS		MSD		MS Result	MSD Result	MS % Rec	MSD % Rec	% Rec Limits	RPD	Max RPD	Qual
		50347118001 Result	Spike Conc.	Spike Conc.	Conc.								
Chloride	mg/L	30.8	25	25	53.5	53.3	91	90	80-120	0	15		
Fluoride	mg/L	0.14	1	1	1.1	1.1	93	93	80-120	0	15		
Sulfate	mg/L	92.1	50	50	133	133	82	82	80-120	0	15		

Results presented on this page are in the units indicated by the "Units" column except where an alternate unit is presented to the right of the result.

REPORT OF LABORATORY ANALYSIS

This report shall not be reproduced, except in full, without the written consent of Pace Analytical Services, LLC.



QUALITY CONTROL DATA

Project: Harding Street

Pace Project No.: 50347831

QC Batch: 740920

Analysis Method: EPA 7470

QC Batch Method: EPA 7470

Analysis Description: 7470 Mercury

Laboratory: Pace Analytical Services - Indianapolis

Associated Lab Samples: 50347831001, 50347831002, 50347831003

METHOD BLANK: 3398634

Matrix: Water

Associated Lab Samples: 50347831001, 50347831002, 50347831003

Parameter	Units	Blank Result	Reporting Limit	MDL	Analyzed	Qualifiers
Mercury	ug/L	ND	0.20	0.091	06/26/23 15:58	

LABORATORY CONTROL SAMPLE: 3398635

Parameter	Units	Spike Conc.	LCS Result	LCS % Rec	% Rec Limits	Qualifiers
Mercury	ug/L	5	5.2	103	80-120	

MATRIX SPIKE & MATRIX SPIKE DUPLICATE: 3398636 3398637

Parameter	Units	50347831002		3398637		MS % Rec	MSD % Rec	% Rec Limits	RPD	Max RPD	Qual
		MS Spike Conc.	MSD Spike Conc.	MS Result	MSD Result						
Mercury	ug/L	ND	5	5	4.7	5.0	95	99	75-125	5	20

Results presented on this page are in the units indicated by the "Units" column except where an alternate unit is presented to the right of the result.

REPORT OF LABORATORY ANALYSIS

This report shall not be reproduced, except in full, without the written consent of Pace Analytical Services, LLC.



QUALITY CONTROL DATA

Project: Harding Street

Pace Project No.: 50347831

QC Batch: 740982 Analysis Method: EPA 6010
 QC Batch Method: EPA 3010 Analysis Description: 6010 MET
 Laboratory: Pace Analytical Services - Indianapolis

Associated Lab Samples: 50347831001, 50347831002, 50347831003

METHOD BLANK: 3398966 Matrix: Water

Associated Lab Samples: 50347831001, 50347831002, 50347831003

Parameter	Units	Blank Result	Reporting Limit	MDL	Analyzed	Qualifiers
Aluminum	ug/L	ND	200	54.4	06/29/23 15:35	
Barium	ug/L	ND	10.0	1.3	06/29/23 15:35	
Boron	ug/L	ND	100	61.4	06/29/23 15:35	
Cadmium	ug/L	ND	2.0	0.48	06/29/23 15:35	
Calcium	ug/L	ND	1000	88.4	06/29/23 15:35	
Iron	ug/L	ND	100	48.8	06/29/23 15:35	
Lead	ug/L	ND	10.0	3.9	06/29/23 15:35	
Lithium	ug/L	ND	20.0	6.2	06/29/23 15:35	
Magnesium	ug/L	ND	1000	43.0	06/29/23 15:35	
Manganese	ug/L	ND	10.0	5.4	06/29/23 15:35	
Molybdenum	ug/L	ND	10.0	2.0	06/29/23 15:35	
Potassium	ug/L	ND	1000	200	06/29/23 15:35	
Silica	ug/L	ND	450		06/29/23 15:35	N2
Sodium	ug/L	ND	1000	284	06/29/23 15:35	

LABORATORY CONTROL SAMPLE: 3398967

Parameter	Units	Spike Conc.	LCS Result	LCS % Rec	% Rec Limits	Qualifiers
Aluminum	ug/L	10000	9520	95	80-120	
Barium	ug/L	1000	999	100	80-120	
Boron	ug/L	1000	937	94	80-120	
Cadmium	ug/L	1000	971	97	80-120	
Calcium	ug/L	10000	9300	93	80-120	
Iron	ug/L	10000	9810	98	80-120	
Lead	ug/L	1000	927	93	80-120	
Lithium	ug/L	1000	1020	102	80-120	
Magnesium	ug/L	10000	9280	93	80-120	
Manganese	ug/L	1000	940	94	80-120	
Molybdenum	ug/L	1000	1020	102	80-120	
Potassium	ug/L	10000	10000	100	80-120	
Silica	ug/L	10700	10300	96	80-120	N2
Sodium	ug/L	10000	9670	97	80-120	

Results presented on this page are in the units indicated by the "Units" column except where an alternate unit is presented to the right of the result.

REPORT OF LABORATORY ANALYSIS

This report shall not be reproduced, except in full,
 without the written consent of Pace Analytical Services, LLC.



QUALITY CONTROL DATA

Project: Harding Street

Pace Project No.: 50347831

MATRIX SPIKE & MATRIX SPIKE DUPLICATE: 3398968 3398969													
Parameter	Units	50347801001		MS	MSD	MS		MSD		% Rec Limits	RPD	Max RPD	Qual
		Result	Conc.	Spike Conc.	Spike Conc.	Result	Result	% Rec	% Rec				
Aluminum	ug/L	ND	10000	10000	10000	9730	9310	97	93	75-125	4	20	
Barium	ug/L	301	1000	1000	1000	1360	1320	106	102	75-125	3	20	
Boron	ug/L	123	1000	1000	1000	1120	1080	99	96	75-125	3	20	
Cadmium	ug/L	ND	1000	1000	1000	1020	988	102	99	75-125	3	20	
Calcium	ug/L	128000	10000	10000	10000	135000	134000	71	53	75-125	1	20	P6
Iron	ug/L	3310	10000	10000	10000	13600	13000	102	97	75-125	4	20	
Lead	ug/L	ND	1000	1000	1000	923	898	92	90	75-125	3	20	
Lithium	ug/L	ND	1000	1000	1000	1130	1090	112	108	75-125	3	20	
Magnesium	ug/L	29700	10000	10000	10000	38700	38000	90	83	75-125	2	20	
Manganese	ug/L	424	1000	1000	1000	1370	1330	95	91	75-125	3	20	
Molybdenum	ug/L	ND	1000	1000	1000	1070	1040	107	103	75-125	4	20	
Potassium	ug/L	4720	10000	10000	10000	16000	15400	112	107	75-125	4	20	
Silica	ug/L	31700	10700	10700	10700	42900	42100	105	97	75-125	2	20	N2
Sodium	ug/L	79400	10000	10000	10000	90300	89700	108	103	75-125	1	20	

Results presented on this page are in the units indicated by the "Units" column except where an alternate unit is presented to the right of the result.

REPORT OF LABORATORY ANALYSIS

This report shall not be reproduced, except in full,
without the written consent of Pace Analytical Services, LLC.



QUALITY CONTROL DATA

Project: Harding Street

Pace Project No.: 50347831

QC Batch: 741006 Analysis Method: EPA 6010
 QC Batch Method: EPA 3010 Analysis Description: 6010 MET Dissolved
 Laboratory: Pace Analytical Services - Indianapolis
 Associated Lab Samples: 50347831001, 50347831002, 50347831003

METHOD BLANK: 3399056 Matrix: Water

Associated Lab Samples: 50347831001, 50347831002, 50347831003

Parameter	Units	Blank Result	Reporting Limit	MDL	Analyzed	Qualifiers
Iron, Dissolved	ug/L	ND	100	48.8	06/28/23 13:44	
Manganese, Dissolved	ug/L	ND	10.0	5.4	06/28/23 13:44	
Molybdenum, Dissolved	ug/L	ND	10.0	2.0	06/28/23 13:44	

LABORATORY CONTROL SAMPLE: 3399057

Parameter	Units	Spike Conc.	LCS Result	LCS % Rec	% Rec Limits	Qualifiers
Iron, Dissolved	ug/L	10000	9770	98	80-120	
Manganese, Dissolved	ug/L	1000	974	97	80-120	
Molybdenum, Dissolved	ug/L	1000	988	99	80-120	

MATRIX SPIKE & MATRIX SPIKE DUPLICATE: 3399058 3399059

Parameter	Units	50347118001		3399058		3399059		% Rec	% Rec	% Rec Limits	RPD	Max RPD	Qual
		MS Result	MSD Result	MS Spike Conc.	MSD Spike Conc.	MS Result	MSD Result						
Iron, Dissolved	ug/L	2.3 mg/L	10000	10000	12100	12400	98	101	75-125	2	20		
Manganese, Dissolved	ug/L	0.092 mg/L	1000	1000	1080	1110	99	102	75-125	3	20		
Molybdenum, Dissolved	ug/L	ND	1000	1000	992	1020	99	101	75-125	2	20		

Results presented on this page are in the units indicated by the "Units" column except where an alternate unit is presented to the right of the result.

REPORT OF LABORATORY ANALYSIS

This report shall not be reproduced, except in full, without the written consent of Pace Analytical Services, LLC.



QUALITY CONTROL DATA

Project: Harding Street

Pace Project No.: 50347831

QC Batch:	740532	Analysis Method:	EPA 6020
QC Batch Method:	EPA 200.2	Analysis Description:	6020 MET
		Laboratory:	Pace Analytical Services - Indianapolis

Associated Lab Samples: 50347831001, 50347831002, 50347831003

METHOD BLANK: 3396976 Matrix: Water

Associated Lab Samples: 50347831001, 50347831002, 50347831003

Parameter	Units	Blank Result	Reporting Limit	MDL	Analyzed	Qualifiers
Antimony	ug/L	ND	1.0	0.13	06/24/23 05:46	
Arsenic	ug/L	ND	1.0	0.10	06/24/23 05:46	
Beryllium	ug/L	ND	0.20	0.026	06/24/23 05:46	
Chromium	ug/L	ND	10.0	0.20	06/24/23 05:46	
Cobalt	ug/L	ND	1.0	0.082	06/24/23 05:46	
Selenium	ug/L	ND	1.0	0.44	06/24/23 05:46	
Thallium	ug/L	ND	1.0	0.072	06/24/23 05:46	

LABORATORY CONTROL SAMPLE: 3396977

Parameter	Units	Spike Conc.	LCS Result	LCS % Rec	% Rec Limits	Qualifiers
Antimony	ug/L	40	41.0	103	80-120	
Arsenic	ug/L	40	39.5	99	80-120	
Beryllium	ug/L	40	41.1	103	80-120	
Chromium	ug/L	40	42.6	107	80-120	
Cobalt	ug/L	40	41.3	103	80-120	
Selenium	ug/L	40	40.3	101	80-120	
Thallium	ug/L	40	40.9	102	80-120	

MATRIX SPIKE & MATRIX SPIKE DUPLICATE: 3396978 3396979

Parameter	Units	50347742002		MSD		MS		MSD		% Rec Limits	RPD	Max RPD	Qual
		Result	MS Spike Conc.	MSD Spike Conc.	Result	MSD Result	% Rec	% Rec					
Antimony	ug/L	ND	40	40	41.0	41.1	102	102	75-125	0	20		
Arsenic	ug/L	27.8	40	40	68.4	68.8	101	103	75-125	1	20		
Beryllium	ug/L	ND	40	40	42.4	42.5	106	106	75-125	0	20		
Chromium	ug/L	ND	40	40	43.2J	42.9J	107	107	75-125	1	20		
Cobalt	ug/L	ND	40	40	40.4	40.5	101	101	75-125	0	20		
Selenium	ug/L	ND	40	40	37.7	38.1	94	95	75-125	1	20		
Thallium	ug/L	ND	40	40	39.4	39.5	99	99	75-125	0	20		

Results presented on this page are in the units indicated by the "Units" column except where an alternate unit is presented to the right of the result.

REPORT OF LABORATORY ANALYSIS

This report shall not be reproduced, except in full, without the written consent of Pace Analytical Services, LLC.



QUALITY CONTROL DATA

Project: Harding Street

Pace Project No.: 50347831

QC Batch: 740747

Analysis Method: SM 2320B

QC Batch Method: SM 2320B

Analysis Description: 2320B Alkalinity

Laboratory: Pace Analytical Services - Indianapolis

Associated Lab Samples: 50347831001, 50347831002, 50347831003

METHOD BLANK: 3397947

Matrix: Water

Associated Lab Samples: 50347831001, 50347831002, 50347831003

Parameter	Units	Blank Result	Reporting Limit	MDL	Analyzed	Qualifiers
Alkalinity, Total as CaCO3	mg/L	ND	10.0	10.0	06/22/23 20:07	
Alkalinity,Bicarbonate (CaCO3)	mg/L	ND	10.0	10.0	06/22/23 20:07	
Alkalinity,Carbonate (CaCO3)	mg/L	ND	10.0	10.0	06/22/23 20:07	

LABORATORY CONTROL SAMPLE: 3397948

Parameter	Units	Spike Conc.	LCS Result	LCS % Rec	% Rec Limits	Qualifiers
Alkalinity, Total as CaCO3	mg/L	50	49.8	100	90-110	

SAMPLE DUPLICATE: 3397949

Parameter	Units	50347831002 Result	Dup Result	RPD	Max RPD	Qualifiers
Alkalinity, Total as CaCO3	mg/L	272	276	1	20	
Alkalinity,Bicarbonate (CaCO3)	mg/L	272	276	1	20	
Alkalinity,Carbonate (CaCO3)	mg/L	ND	ND		20	

SAMPLE DUPLICATE: 3397950

Parameter	Units	50347850003 Result	Dup Result	RPD	Max RPD	Qualifiers
Alkalinity, Total as CaCO3	mg/L	57.4	58.2	1	20	
Alkalinity,Bicarbonate (CaCO3)	mg/L	57.4	58.2	1	20	
Alkalinity,Carbonate (CaCO3)	mg/L	<10.0	ND		20	

Results presented on this page are in the units indicated by the "Units" column except where an alternate unit is presented to the right of the result.

REPORT OF LABORATORY ANALYSIS

This report shall not be reproduced, except in full, without the written consent of Pace Analytical Services, LLC.



QUALITY CONTROL DATA

Project: Harding Street

Pace Project No.: 50347831

QC Batch: 740857

Analysis Method: SM 2540C

QC Batch Method: SM 2540C

Analysis Description: 2540C Total Dissolved Solids

Laboratory: Pace Analytical Services - Indianapolis

Associated Lab Samples: 50347831001, 50347831002, 50347831003

METHOD BLANK: 3398255

Matrix: Water

Associated Lab Samples: 50347831001, 50347831002, 50347831003

Parameter	Units	Blank Result	Reporting Limit	MDL	Analyzed	Qualifiers
Total Dissolved Solids	mg/L	ND	10.0	10.0	06/23/23 15:54	

LABORATORY CONTROL SAMPLE: 3398256

Parameter	Units	Spike Conc.	LCS Result	LCS % Rec	% Rec Limits	Qualifiers
Total Dissolved Solids	mg/L	300	294	98	80-120	

SAMPLE DUPLICATE: 3398257

Parameter	Units	50347809014 Result	Dup Result	RPD	Max RPD	Qualifiers
Total Dissolved Solids	mg/L	290	294	1	10	

SAMPLE DUPLICATE: 3398258

Parameter	Units	50347809016 Result	Dup Result	RPD	Max RPD	Qualifiers
Total Dissolved Solids	mg/L	244	239	2	10	

Results presented on this page are in the units indicated by the "Units" column except where an alternate unit is presented to the right of the result.

REPORT OF LABORATORY ANALYSIS

This report shall not be reproduced, except in full, without the written consent of Pace Analytical Services, LLC.



QUALITY CONTROL DATA

Project: Harding Street

Pace Project No.: 50347831

QC Batch: 741562

Analysis Method: SM 4500-H+B

QC Batch Method: SM 4500-H+B

Analysis Description: 4500H+B pH

Laboratory: Pace Analytical Services - Indianapolis

Associated Lab Samples: 50347831001, 50347831002, 50347831003

SAMPLE DUPLICATE: 3400986

Parameter	Units	50347118001 Result	Dup Result	RPD	Max RPD	Qualifiers
pH at 25 Degrees C	Std. Units	7.5	7.6	0	2	H3

SAMPLE DUPLICATE: 3405995

Parameter	Units	50346577001 Result	Dup Result	RPD	Max RPD	Qualifiers
pH at 25 Degrees C	Std. Units	7.6	7.6	1	2	H3

Results presented on this page are in the units indicated by the "Units" column except where an alternate unit is presented to the right of the result.

REPORT OF LABORATORY ANALYSIS

This report shall not be reproduced, except in full,
without the written consent of Pace Analytical Services, LLC.



QUALITY CONTROL DATA

Project: Harding Street

Pace Project No.: 50347831

QC Batch:	740863	Analysis Method:	SM 4500-S2-D
QC Batch Method:	SM 4500-S2-D	Analysis Description:	4500S2D Sulfide Water
		Laboratory:	Pace Analytical Services - Indianapolis
Associated Lab Samples: 50347831001, 50347831002, 50347831003			

METHOD BLANK: 3398294 Matrix: Water

Associated Lab Samples: 50347831001, 50347831002, 50347831003

Parameter	Units	Blank Result	Reporting Limit	MDL	Analyzed	Qualifiers
Sulfide	mg/L	ND	0.10	0.025	06/23/23 12:56	

LABORATORY CONTROL SAMPLE: 3398295

Parameter	Units	Spike Conc.	LCS Result	LCS % Rec	% Rec Limits	Qualifiers
Sulfide	mg/L	0.5	0.52	104	90-110	

MATRIX SPIKE & MATRIX SPIKE DUPLICATE: 3398296 3398297

Parameter	Units	50347831001		3398297		MS % Rec	MSD % Rec	% Rec Limits	RPD	Max RPD	Qual
		MS Spike Conc.	MSD Spike Conc.	MS Result	MSD Result						
Sulfide	mg/L	ND	0.5	0.5	0.42	0.41	83	82	90-110	1	20 M3

MATRIX SPIKE SAMPLE: 3398298

Parameter	Units	50347897001 Result	Spike Conc.	MS Result	MS % Rec	% Rec Limits	Qualifiers
Sulfide	mg/L	ND	0.5	0.50	99	90-110	

Results presented on this page are in the units indicated by the "Units" column except where an alternate unit is presented to the right of the result.

REPORT OF LABORATORY ANALYSIS

This report shall not be reproduced, except in full, without the written consent of Pace Analytical Services, LLC.



QUALITY CONTROL DATA

Project: Harding Street

Pace Project No.: 50347831

QC Batch: 741133	Analysis Method: HACH 8146
QC Batch Method: HACH 8146	Analysis Description: Iron, Ferrous
	Laboratory: Pace Analytical Services - Indianapolis

Associated Lab Samples: 50347831001, 50347831002, 50347831003

METHOD BLANK: 3399525 Matrix: Water

Associated Lab Samples: 50347831001, 50347831002, 50347831003

Parameter	Units	Blank Result	Reporting Limit	MDL	Analyzed	Qualifiers
Iron, Ferrous	mg/L	ND	0.20	0.035	06/26/23 11:41	H3,N2

LABORATORY CONTROL SAMPLE: 3399526

Parameter	Units	Spike Conc.	LCS Result	LCS % Rec	% Rec Limits	Qualifiers
Iron, Ferrous	mg/L	1	1.0	101	90-110	H3,N2

MATRIX SPIKE & MATRIX SPIKE DUPLICATE: 3399527 3399528

Parameter	Units	3399527		3399528		MS % Rec	MSD % Rec	% Rec Limits	RPD	Max RPD	Qual	
		MS Spike Conc.	MSD Spike Conc.	MS Result	MSD Result							
Iron, Ferrous	mg/L	0.80	2.5	2.5	3.3	3.3	99	101	90-110	1	20	H3,N2

Results presented on this page are in the units indicated by the "Units" column except where an alternate unit is presented to the right of the result.

REPORT OF LABORATORY ANALYSIS

This report shall not be reproduced, except in full, without the written consent of Pace Analytical Services, LLC.



QUALITY CONTROL DATA

Project: Harding Street

Pace Project No.: 50347831

QC Batch:	740491	Analysis Method:	EPA 353.2
QC Batch Method:	EPA 353.2	Analysis Description:	353.2 Nitrate + Nitrite, Unpres.
		Laboratory:	Pace Analytical Services - Indianapolis

Associated Lab Samples: 50347831001, 50347831002, 50347831003

METHOD BLANK: 3396787 Matrix: Water

Associated Lab Samples: 50347831001, 50347831002, 50347831003

Parameter	Units	Blank Result	Reporting Limit	MDL	Analyzed	Qualifiers
Nitrogen, Nitrate	mg/L	ND	0.10	0.011	06/21/23 22:29	
Nitrogen, Nitrite	mg/L	ND	0.10	0.0040	06/21/23 22:29	

LABORATORY CONTROL SAMPLE: 3396788

Parameter	Units	Spike Conc.	LCS Result	LCS % Rec	% Rec Limits	Qualifiers
Nitrogen, Nitrate	mg/L	1	0.96	96	90-110	
Nitrogen, Nitrite	mg/L	1	1.0	101	90-110	

MATRIX SPIKE SAMPLE: 3396851

Parameter	Units	50347694004 Result	Spike Conc.	MS Result	MS % Rec	% Rec Limits	Qualifiers
Nitrogen, Nitrate	mg/L	ND	1	1.0	95	90-110	
Nitrogen, Nitrite	mg/L	ND	1	1.0	101	90-110	

MATRIX SPIKE SAMPLE: 3396862

Parameter	Units	50347830012 Result	Spike Conc.	MS Result	MS % Rec	% Rec Limits	Qualifiers
Nitrogen, Nitrate	mg/L	4.2	2	6.0	91	90-110	
Nitrogen, Nitrite	mg/L	ND	2	2.0	101	90-110	

Results presented on this page are in the units indicated by the "Units" column except where an alternate unit is presented to the right of the result.

REPORT OF LABORATORY ANALYSIS

This report shall not be reproduced, except in full, without the written consent of Pace Analytical Services, LLC.



QUALITY CONTROL DATA

Project: Harding Street

Pace Project No.: 50347831

QC Batch:	740820	Analysis Method:	EPA 365.1
QC Batch Method:	EPA 365.1	Analysis Description:	365.1 Total Phosphorus
		Laboratory:	Pace Analytical Services - Indianapolis
Associated Lab Samples:	50347831001, 50347831002, 50347831003		

METHOD BLANK: 3398182 Matrix: Water

Associated Lab Samples: 50347831001, 50347831002, 50347831003

Parameter	Units	Blank Result	Reporting Limit	MDL	Analyzed	Qualifiers
Phosphate as P04	mg/L	ND	0.15	0.15	06/26/23 13:47	

LABORATORY CONTROL SAMPLE: 3398183

Parameter	Units	Spike Conc.	LCS Result	LCS % Rec	% Rec Limits	Qualifiers
Phosphate as P04	mg/L		1.4			

MATRIX SPIKE & MATRIX SPIKE DUPLICATE: 3398184 3398185

Parameter	Units	50347879001		3398185		% Rec	% Rec	% Rec Limits	RPD	Max RPD	Qual
		MS Spike Conc.	MSD Spike Conc.	MS Result	MSD Result						
Phosphate as P04	mg/L	0.20		1.5	1.5					3	

Results presented on this page are in the units indicated by the "Units" column except where an alternate unit is presented to the right of the result.

REPORT OF LABORATORY ANALYSIS

This report shall not be reproduced, except in full, without the written consent of Pace Analytical Services, LLC.



QUALITY CONTROL DATA

Project: Harding Street

Pace Project No.: 50347831

QC Batch: 740606

Analysis Method: SM 5310C

QC Batch Method: SM 5310C

Analysis Description: 5310C Total Organic Carbon

Laboratory: Pace Analytical Services - Indianapolis

Associated Lab Samples: 50347831001, 50347831002, 50347831003

METHOD BLANK: 3397182

Matrix: Water

Associated Lab Samples: 50347831001, 50347831002, 50347831003

Parameter	Units	Blank Result	Reporting Limit	MDL	Analyzed	Qualifiers
Total Organic Carbon	mg/L	ND	1.0	0.24	06/22/23 22:53	

LABORATORY CONTROL SAMPLE: 3397183

Parameter	Units	Spike Conc.	LCS Result	LCS % Rec	% Rec Limits	Qualifiers
Total Organic Carbon	mg/L	10	10	100	90-110	

MATRIX SPIKE & MATRIX SPIKE DUPLICATE: 3397184 3397185

Parameter	Units	50347809003		3397184		3397185		% Rec Limits	RPD	Max RPD	Qual	
		MS Result	MSD Spike Conc.	MS Result	MSD Spike Conc.	MS Result	MSD Result					
Total Organic Carbon	mg/L	3.1	10	10	10	13.2	13.6	101	106	80-120	3	20

MATRIX SPIKE SAMPLE: 3397186

Parameter	Units	50347801001 Result	Spike Conc.	MS Result	MS % Rec	% Rec Limits	Qualifiers
Total Organic Carbon	mg/L	4.0	10	13.8	98	80-120	

Results presented on this page are in the units indicated by the "Units" column except where an alternate unit is presented to the right of the result.

REPORT OF LABORATORY ANALYSIS

This report shall not be reproduced, except in full, without the written consent of Pace Analytical Services, LLC.



QUALITY CONTROL DATA

Project: Harding Street

Pace Project No.: 50347831

QC Batch:	740615	Analysis Method:	SM 5310C
QC Batch Method:	SM 5310C	Analysis Description:	5310C Dissolved Organic Carbon
		Laboratory:	Pace Analytical Services - Indianapolis
Associated Lab Samples:	50347831001, 50347831002, 50347831003		

METHOD BLANK: 3397203 Matrix: Water

Associated Lab Samples: 50347831001, 50347831002, 50347831003

Parameter	Units	Blank Result	Reporting Limit	MDL	Analyzed	Qualifiers
Dissolved Organic Carbon	mg/L	ND	1.0	0.24	06/22/23 17:13	

LABORATORY CONTROL SAMPLE: 3397204

Parameter	Units	Spike Conc.	LCS Result	LCS % Rec	% Rec Limits	Qualifiers
Dissolved Organic Carbon	mg/L	10	10.1	101	90-110	

MATRIX SPIKE & MATRIX SPIKE DUPLICATE: 3397205 3397206

Parameter	Units	50347809003		3397206		% Rec	% Rec	% Rec Limits	RPD	Max RPD	Qual
		MS Result	MSD Spike Conc.	MS Result	MSD Spike Conc.						
Dissolved Organic Carbon	mg/L	3.1	10	13.6	10	105	106	80-120	1	20	

MATRIX SPIKE SAMPLE: 3397207

Parameter	Units	50347809004 Result	Spike Conc.	MS Result	MS % Rec	% Rec Limits	Qualifiers
Dissolved Organic Carbon	mg/L	2.7	10	13.2	105	80-120	

Results presented on this page are in the units indicated by the "Units" column except where an alternate unit is presented to the right of the result.

REPORT OF LABORATORY ANALYSIS

This report shall not be reproduced, except in full, without the written consent of Pace Analytical Services, LLC.



ANALYTICAL RESULTS - RADIOCHEMISTRY

Project: Harding Street

Pace Project No.: 50347831

Sample: MW-18D **Lab ID: 50347831001** Collected: 06/21/23 11:20 Received: 06/21/23 16:30 Matrix: Water
PWS: Site ID: Sample Type:

Parameters	Method	Act ± Unc (MDC) Carr Trac	Units	Analyzed	CAS No.	Qual
	Pace Analytical Services - Greensburg					
Radium-226	EPA 903.1	0.941 ± 0.437 (0.134) C:NA T:95%	pCi/L	07/12/23 12:00	13982-63-3	
	Pace Analytical Services - Greensburg					
Radium-228	EPA 904.0	1.13 ± 0.472 (0.749) C:82% T:81%	pCi/L	07/07/23 14:33	15262-20-1	
	Pace Analytical Services - Greensburg					
Total Radium	Total Radium Calculation	2.07 ± 0.909 (0.883)	pCi/L	07/12/23 13:45	7440-14-4	

REPORT OF LABORATORY ANALYSIS

This report shall not be reproduced, except in full, without the written consent of Pace Analytical Services, LLC.



ANALYTICAL RESULTS - RADIOCHEMISTRY

Project: Harding Street

Pace Project No.: 50347831

Sample: MW-181 **Lab ID: 50347831002** Collected: 06/21/23 14:11 Received: 06/21/23 16:30 Matrix: Water
 PWS: Site ID: Sample Type:

Parameters	Method	Act ± Unc (MDC) Carr Trac	Units	Analyzed	CAS No.	Qual
	Pace Analytical Services - Greensburg					
Radium-226	EPA 903.1	2.13 ± 0.704 (0.373) C:NA T:94%	pCi/L	07/12/23 12:17	13982-63-3	
	Pace Analytical Services - Greensburg					
Radium-228	EPA 904.0	0.906 ± 0.461 (0.817) C:81% T:83%	pCi/L	07/07/23 14:34	15262-20-1	
	Pace Analytical Services - Greensburg					
Total Radium	Total Radium Calculation	3.04 ± 1.17 (1.19)	pCi/L	07/12/23 13:45	7440-14-4	

REPORT OF LABORATORY ANALYSIS

This report shall not be reproduced, except in full,
 without the written consent of Pace Analytical Services, LLC.



QUALITY CONTROL - RADIOCHEMISTRY

Project: Harding Street

Pace Project No.: 50347831

QC Batch: 597576

Analysis Method: EPA 904.0

QC Batch Method: EPA 904.0

Analysis Description: 904.0 Radium 228

Laboratory: Pace Analytical Services - Greensburg

Associated Lab Samples: 50347831001, 50347831002, 50347831003

METHOD BLANK: 2904592

Matrix: Water

Associated Lab Samples: 50347831001, 50347831002, 50347831003

Parameter	Act ± Unc (MDC) Carr Trac	Units	Analyzed	Qualifiers
Radium-228	0.337 ± 0.285 (0.564) C:84% T:89%	pCi/L	07/07/23 14:32	

Results presented on this page are in the units indicated by the "Units" column except where an alternate unit is presented to the right of the result.

REPORT OF LABORATORY ANALYSIS

This report shall not be reproduced, except in full, without the written consent of Pace Analytical Services, LLC.



QUALITY CONTROL - RADIOCHEMISTRY

Project: Harding Street

Pace Project No.: 50347831

QC Batch: 597575

Analysis Method: EPA 903.1

QC Batch Method: EPA 903.1

Analysis Description: 903.1 Radium-226

Laboratory: Pace Analytical Services - Greensburg

Associated Lab Samples: 50347831001, 50347831002, 50347831003

METHOD BLANK: 2904590

Matrix: Water

Associated Lab Samples: 50347831001, 50347831002, 50347831003

Parameter	Act ± Unc (MDC) Carr Trac	Units	Analyzed	Qualifiers
Radium-226	0.0765 ± 0.184 (0.355) C:NA T:99%	pCi/L	07/12/23 12:00	

Results presented on this page are in the units indicated by the "Units" column except where an alternate unit is presented to the right of the result.

REPORT OF LABORATORY ANALYSIS

This report shall not be reproduced, except in full, without the written consent of Pace Analytical Services, LLC.



QUALIFIERS

Project: Harding Street

Pace Project No.: 50347831

DEFINITIONS

DF - Dilution Factor, if reported, represents the factor applied to the reported data due to dilution of the sample aliquot.

ND - Not Detected at or above adjusted reporting limit.

TNTC - Too Numerous To Count

J - Estimated concentration above the adjusted method detection limit and below the adjusted reporting limit.

MDL - Adjusted Method Detection Limit.

PQL - Practical Quantitation Limit.

RL - Reporting Limit - The lowest concentration value that meets project requirements for quantitative data with known precision and bias for a specific analyte in a specific matrix.

S - Surrogate

1,2-Diphenylhydrazine decomposes to and cannot be separated from Azobenzene using Method 8270. The result for each analyte is a combined concentration.

Consistent with EPA guidelines, unrounded data are displayed and have been used to calculate % recovery and RPD values.

LCS(D) - Laboratory Control Sample (Duplicate)

MS(D) - Matrix Spike (Duplicate)

DUP - Sample Duplicate

RPD - Relative Percent Difference

NC - Not Calculable.

SG - Silica Gel - Clean-Up

U - Indicates the compound was analyzed for, but not detected.

N-Nitrosodiphenylamine decomposes and cannot be separated from Diphenylamine using Method 8270. The result reported for each analyte is a combined concentration.

Reported results are not rounded until the final step prior to reporting. Therefore, calculated parameters that are typically reported as "Total" may vary slightly from the sum of the reported component parameters.

Act - Activity

Unc - Uncertainty: SDWA = 1.96 sigma count uncertainty, all other matrices = Expanded Uncertainty (95% confidence interval).

Gamma Spec = Expanded Uncertainty (95.4% Confidence Interval)

(MDC) - Minimum Detectable Concentration

Trac - Tracer Recovery (%)

Carr - Carrier Recovery (%)

Pace Analytical is TNI accredited. Contact your Pace PM for the current list of accredited analytes.

TNI - The NELAC Institute.

ANALYTE QUALIFIERS

H3 Sample was received or analysis requested beyond the recognized method holding time.

M3 Matrix spike recovery was outside laboratory control limits due to matrix interferences.

N2 The lab does not hold NELAC/TNI accreditation for this parameter but other accreditations/certifications may apply. A complete list of accreditations/certifications is available upon request.

P6 Matrix spike recovery was outside laboratory control limits due to a parent sample concentration notably higher than the spike level.

REPORT OF LABORATORY ANALYSIS

This report shall not be reproduced, except in full,
without the written consent of Pace Analytical Services, LLC.



QUALITY CONTROL DATA CROSS REFERENCE TABLE

Project: Harding Street

Pace Project No.: 50347831

Lab ID	Sample ID	QC Batch Method	QC Batch	Analytical Method	Analytical Batch
50347831001	MW-18D	EPA 9056	741492		
50347831002	MW-18I	EPA 9056	741492		
50347831003	DUP	EPA 9056	741492		
50347831001	MW-18D	EPA 3010	740982	EPA 6010	741731
50347831002	MW-18I	EPA 3010	740982	EPA 6010	741731
50347831003	DUP	EPA 3010	740982	EPA 6010	741731
50347831001	MW-18D	EPA 3010	741006	EPA 6010	741512
50347831002	MW-18I	EPA 3010	741006	EPA 6010	741512
50347831003	DUP	EPA 3010	741006	EPA 6010	741512
50347831001	MW-18D	EPA 200.2	740532	EPA 6020	740917
50347831002	MW-18I	EPA 200.2	740532	EPA 6020	740917
50347831003	DUP	EPA 200.2	740532	EPA 6020	740917
50347831001	MW-18D	EPA 7470	740920	EPA 7470	741189
50347831002	MW-18I	EPA 7470	740920	EPA 7470	741189
50347831003	DUP	EPA 7470	740920	EPA 7470	741189
50347831001	MW-18D	EPA 903.1	597575		
50347831002	MW-18I	EPA 903.1	597575		
50347831003	DUP	EPA 903.1	597575		
50347831001	MW-18D	EPA 904.0	597576		
50347831002	MW-18I	EPA 904.0	597576		
50347831003	DUP	EPA 904.0	597576		
50347831001	MW-18D	Total Radium Calculation	601033		
50347831002	MW-18I	Total Radium Calculation	601033		
50347831003	DUP	Total Radium Calculation	601033		
50347831001	MW-18D	SM 2320B	740747		
50347831002	MW-18I	SM 2320B	740747		
50347831003	DUP	SM 2320B	740747		
50347831001	MW-18D	SM 2540C	740857		
50347831002	MW-18I	SM 2540C	740857		
50347831003	DUP	SM 2540C	740857		
50347831001	MW-18D	SM 4500-H+B	741562		
50347831002	MW-18I	SM 4500-H+B	741562		
50347831003	DUP	SM 4500-H+B	741562		
50347831001	MW-18D	SM 4500-S2-D	740863		
50347831002	MW-18I	SM 4500-S2-D	740863		
50347831003	DUP	SM 4500-S2-D	740863		
50347831001	MW-18D	HACH 8146	741133		
50347831002	MW-18I	HACH 8146	741133		
50347831003	DUP	HACH 8146	741133		
50347831001	MW-18D	EPA 353.2	740491		
50347831002	MW-18I	EPA 353.2	740491		
50347831003	DUP	EPA 353.2	740491		

REPORT OF LABORATORY ANALYSIS

This report shall not be reproduced, except in full, without the written consent of Pace Analytical Services, LLC.



QUALITY CONTROL DATA CROSS REFERENCE TABLE

Project: Harding Street

Pace Project No.: 50347831

Lab ID	Sample ID	QC Batch Method	QC Batch	Analytical Method	Analytical Batch
50347831001	MW-18D	EPA 365.1	740820	EPA 365.1	741179
50347831002	MW-18I	EPA 365.1	740820	EPA 365.1	741179
50347831003	DUP	EPA 365.1	740820	EPA 365.1	741179
50347831001	MW-18D	SM 5310C	740606		
50347831002	MW-18I	SM 5310C	740606		
50347831003	DUP	SM 5310C	740606		
50347831001	MW-18D	SM 5310C	740615		
50347831002	MW-18I	SM 5310C	740615		
50347831003	DUP	SM 5310C	740615		

REPORT OF LABORATORY ANALYSIS

This report shall not be reproduced, except in full, without the written consent of Pace Analytical Services, LLC.



SAMPLE CONDITION UPON RECEIPT FORM

Date/Time and Initials of person examining contents: TBTM 18:18 6/2/23

1. Courier: FED EX UPS CLIENT PACE USPS OTHER _____
2. Custody Seal on Cooler/Box Present: Yes No
 (If yes)Seals Intact: Yes No (leave blank if no seals were present)
3. Thermometer: **1 2 3 4 5 6 A B C D E F**
 1: 0.5/0.5 2: 2.6/2.6 3: 4: 5: 6: A: B: C: D: E: F:
4. Cooler Temperature(s):
 (Initial/Corrected) RECORD TEMPS OF ALL COOLERS RECEIVED (use Comments below to add more)

5. Packing Material: Bubble Wrap Bubble Bags
 None Other + plastic bags
6. Ice Type: Wet Blue None
7. If temp. is over 6°C or under 0°C, was the PM notified?: Yes No
 Cooler temp should be above freezing to 6°C

All discrepancies will be written out in the comments section below.

	Yes	No		Yes	No	N/A
USDA Regulated Soils? (HI, ID, NY, WA, OR, CA, NM, TX, OK, AR, LA, TN, AL, MS, NC, SC, GA, FL, or Puerto Rico)		X	All containers needing acid/base preservation have been pH CHECKED?: Exceptions: VOA, coliform, LLHg, O&G, RAD CHEM, and any container with a septum cap or preserved with HCl.			
Short Hold Time Analysis (48 hours or less)? Analysis: <u>Nitrate/Nitrite</u>	X		Circle: <u>NO3 (<2)</u> , <u>H2SO4 (<2)</u> , <u>NaOH (>10)</u> , <u>NaOH/ZnAc (>9)</u> Any non-conformance to pH recommendations will be noted on the container count form	X		
Time 5035A TC placed in Freezer or Short Holds To Lab	Time:		Residual Chlorine Check (SVOC 625 Pest/PCB 608)	Present	Absent	N/A
Rush TAT Requested (4 days or less):		X	Residual Chlorine Check (Total/Amenable/Free Cyanide)			X
Custody Signatures Present?	X		Headspace Wisconsin Sulfide?			X
Containers Intact?:	X		Headspace in VOA Vials (>6mm): See Container Count form for details	Present	Absent	No VOA Vials Sent
Sample Label (IDs/Dates/Times) Match COC?: Except TCs, which only require sample ID	X		Trip Blank Present?		X	
Extra labels on Terracore Vials? (soils only)			Trip Blank Custody Seals?:			X

COMMENTS:



August 01, 2023

Mr. Mark Breting
ATC Group Services
7988 Centerpoint Drive
Suite 100
Indianapolis, IN 46256

RE: Project: Harding Street
Pace Project No.: 50347879

Dear Mr. Breting:

Enclosed are the analytical results for sample(s) received by the laboratory on June 22, 2023. The results relate only to the samples included in this report. Results reported herein conform to the applicable TNI/NELAC Standards and the laboratory's Quality Manual, where applicable, unless otherwise noted in the body of the report.

The test results provided in this final report were generated by each of the following laboratories within the Pace Network:

- Pace Analytical Services - Indianapolis
- Pace Analytical Services - Greensburg

If you have any questions concerning this report, please feel free to contact me.

Sincerely,

Will Statz
will.statz@pacelabs.com
(317)228-3105
Project Manager

Enclosures

cc: Mohammed Bazlamit, Atlas
Mr. Robert Miller, Haley & Aldrich



REPORT OF LABORATORY ANALYSIS

This report shall not be reproduced, except in full,
without the written consent of Pace Analytical Services, LLC.



CERTIFICATIONS

Project: Harding Street

Pace Project No.: 50347879

Pace Analytical Services Pennsylvania

1638 Roseytown Rd Suites 2,3&4, Greensburg, PA 15601
 ANAB DOD-ELAP Rad Accreditation #: L2417
 ANABISO/IEC 17025:2017 Rad Cert#: L24170
 Alabama Certification #: 41590
 Arizona Certification #: AZ0734
 Arkansas Certification
 California Certification #: 2950
 Colorado Certification #: PA01547
 Connecticut Certification #: PH-0694
 EPA Region 4 DW Rad
 Florida/TNI Certification #: E87683
 Georgia Certification #: C040
 Guam Certification
 Hawaii Certification
 Idaho Certification
 Illinois Certification
 Indiana Certification
 Iowa Certification #: 391
 Kansas Certification #: E-10358
 Kentucky Certification #: KY90133
 KY WW Permit #: KY0098221
 KY WW Permit #: KY0000221
 Louisiana DHH/TNI Certification #: LA010
 Louisiana DEQ/TNI Certification #: 04086
 Maine Certification #: 2023021
 Maryland Certification #: 308
 Massachusetts Certification #: M-PA1457
 Michigan/PADEP Certification #: 9991

Missouri Certification #: 235
 Montana Certification #: Cert0082
 Nebraska Certification #: NE-OS-29-14
 Nevada Certification #: PA014572023-03
 New Hampshire/TNI Certification #: 297622
 New Jersey/TNI Certification #: PA051
 New Mexico Certification #: PA01457
 New York/TNI Certification #: 10888
 North Carolina Certification #: 42706
 North Dakota Certification #: R-190
 Ohio EPA Rad Approval: #41249
 Oregon/TNI Certification #: PA200002-015
 Pennsylvania/TNI Certification #: 65-00282
 Puerto Rico Certification #: PA01457
 Rhode Island Certification #: 65-00282
 South Dakota Certification
 Tennessee Certification #: TN02867
 Texas/TNI Certification #: T104704188-22-18
 Utah/TNI Certification #: PA014572223-14
 USDA Soil Permit #: 525-23-67-77263
 Vermont Dept. of Health: ID# VT-0282
 Virgin Island/PADEP Certification
 Virginia/VELAP Certification #: 460198
 Washington Certification #: C868
 West Virginia DEP Certification #: 143
 West Virginia DHHR Certification #: 9964C
 Wisconsin Approve List for Rad

Pace Analytical Services Indianapolis

7726 Moller Road, Indianapolis, IN 46268
 Illinois Accreditation #: 200074
 Indiana Drinking Water Laboratory #: C-49-06
 Kansas/TNI Certification #: E-10177
 Kentucky UST Agency Interest #: 80226
 Kentucky WW Laboratory ID #: 98019
 Michigan Drinking Water Laboratory #9050

Ohio VAP Certified Laboratory #: CL0065
 Oklahoma Laboratory #: 9204
 Texas Certification #: T104704355
 Wisconsin Laboratory #: 999788130
 USDA Foreign Soil Permit #: 525-23-13-23119
 USDA Compliance Agreement #: IN-SL-22-001

REPORT OF LABORATORY ANALYSIS

This report shall not be reproduced, except in full,
 without the written consent of Pace Analytical Services, LLC.



SAMPLE SUMMARY

Project: Harding Street
Pace Project No.: 50347879

Lab ID	Sample ID	Matrix	Date Collected	Date Received
50347879001	MW-18S	Water	06/22/23 10:12	06/22/23 12:40

REPORT OF LABORATORY ANALYSIS

This report shall not be reproduced, except in full,
without the written consent of Pace Analytical Services, LLC.



SAMPLE ANALYTE COUNT

Project: Harding Street

Pace Project No.: 50347879

Lab ID	Sample ID	Method	Analysts	Analytes Reported	Laboratory
50347879001	MW-18S	EPA 9056	ADM	3	PASI-I
		EPA 6010	ELK	14	PASI-I
		EPA 6010	DJS	3	PASI-I
		EPA 6020	MGM	7	PASI-I
		EPA 7470	EAE	1	PASI-I
		EPA 903.1	JLJ	1	PASI-PA
		EPA 904.0	ZPC	1	PASI-PA
		Total Radium Calculation	JAL	1	PASI-PA
		SM 2320B	DAW	3	PASI-I
		SM 2540C	TRK	1	PASI-I
		SM 4500-H+B	BMS	1	PASI-I
		SM 4500-S2-D	BEP	1	PASI-I
		HACH 8146	BEP	1	PASI-I
		EPA 353.2	DAW	2	PASI-I
		EPA 365.1	YAM	1	PASI-I
		SM 5310C	ATS	1	PASI-I
		SM 5310C	ATS	1	PASI-I

PASI-I = Pace Analytical Services - Indianapolis

PASI-PA = Pace Analytical Services - Greensburg

REPORT OF LABORATORY ANALYSIS

This report shall not be reproduced, except in full,
without the written consent of Pace Analytical Services, LLC.



SUMMARY OF DETECTION

Project: Harding Street

Pace Project No.: 50347879

Lab Sample ID	Client Sample ID	Result	Units	Report Limit	Analyzed	Qualifiers
Method	Parameters					
50347879001	MW-18S					
EPA 9056	Chloride	144	mg/L	2.5	06/30/23 12:48	
EPA 9056	Fluoride	0.20	mg/L	0.10	06/29/23 11:13	
EPA 9056	Sulfate	66.6	mg/L	2.5	06/30/23 12:48	
EPA 6010	Barium	248	ug/L	10.0	06/29/23 16:30	
EPA 6010	Boron	241	ug/L	100	06/29/23 16:30	
EPA 6010	Calcium	80500	ug/L	1000	06/29/23 16:30	
EPA 6010	Iron	2290	ug/L	100	06/29/23 16:30	
EPA 6010	Magnesium	24700	ug/L	1000	06/29/23 16:30	
EPA 6010	Manganese	237	ug/L	10.0	06/29/23 16:30	
EPA 6010	Potassium	7760	ug/L	1000	06/29/23 16:30	
EPA 6010	Silica	10700	ug/L	450	06/29/23 16:30	N2
EPA 6010	Sodium	96800	ug/L	1000	06/29/23 16:30	
EPA 6010	Iron, Dissolved	2170	ug/L	100	06/28/23 14:55	
EPA 6010	Manganese, Dissolved	238	ug/L	10.0	06/28/23 14:55	
EPA 6020	Arsenic	2.2	ug/L	1.0	06/29/23 02:14	
EPA 903.1	Radium-226	2.17 ± 0.836 (0.630)	pCi/L		07/12/23 12:30	
EPA 904.0	Radium-228	C:NA T:81% 1.45 ± 0.527 (0.775)	pCi/L		07/07/23 14:36	
		C:79% T:87%				
Total Radium Calculation	Total Radium	3.62 ± 1.36 (1.41)	pCi/L		07/12/23 13:45	
SM 2320B	Alkalinity, Total as CaCO3	250	mg/L	10.0	06/24/23 01:41	
SM 2320B	Alkalinity,Bicarbonate (CaCO3)	250	mg/L	10.0	06/24/23 01:41	
SM 2540C	Total Dissolved Solids	569	mg/L	10.0	06/26/23 11:25	
SM 4500-H+B	pH at 25 Degrees C	7.9	Std. Units	0.10	07/07/23 12:11	H3
HACH 8146	Iron, Ferrous	0.54	mg/L	0.20	06/26/23 11:43	H3,N2
EPA 365.1	Phosphate as P04	0.20	mg/L	0.15	06/26/23 13:55	
SM 5310C	Total Organic Carbon	3.0	mg/L	1.0	06/23/23 22:39	
SM 5310C	Dissolved Organic Carbon	3.5	mg/L	1.0	07/05/23 23:39	

REPORT OF LABORATORY ANALYSIS

This report shall not be reproduced, except in full,
without the written consent of Pace Analytical Services, LLC.



ANALYTICAL RESULTS

Project: Harding Street

Pace Project No.: 50347879

Sample: MW-18S Lab ID: 50347879001 Collected: 06/22/23 10:12 Received: 06/22/23 12:40 Matrix: Water

Parameters	Results	Units	Report			Prepared	Analyzed	CAS No.	Qual
			Limit	MDL	DF				
9056 IC Anions									
Analytical Method: EPA 9056									
Pace Analytical Services - Indianapolis									
Chloride	144	mg/L	2.5	0.67	10		06/30/23 12:48	16887-00-6	
Fluoride	0.20	mg/L	0.10	0.017	1		06/29/23 11:13	16984-48-8	
Sulfate	66.6	mg/L	2.5	0.85	10		06/30/23 12:48	14808-79-8	
6010 MET ICP									
Analytical Method: EPA 6010 Preparation Method: EPA 3010									
Pace Analytical Services - Indianapolis									
Aluminum	ND	ug/L	200	54.4	1	06/27/23 17:13	06/29/23 16:30	7429-90-5	
Barium	248	ug/L	10.0	1.3	1	06/27/23 17:13	06/29/23 16:30	7440-39-3	
Boron	241	ug/L	100	61.4	1	06/27/23 17:13	06/29/23 16:30	7440-42-8	
Cadmium	ND	ug/L	2.0	0.48	1	06/27/23 17:13	06/29/23 16:30	7440-43-9	
Calcium	80500	ug/L	1000	88.4	1	06/27/23 17:13	06/29/23 16:30	7440-70-2	
Iron	2290	ug/L	100	48.8	1	06/27/23 17:13	06/29/23 16:30	7439-89-6	
Lead	ND	ug/L	10.0	3.9	1	06/27/23 17:13	06/29/23 16:30	7439-92-1	
Lithium	ND	ug/L	20.0	6.2	1	06/27/23 17:13	06/29/23 16:30	7439-93-2	
Magnesium	24700	ug/L	1000	43.0	1	06/27/23 17:13	06/29/23 16:30	7439-95-4	
Manganese	237	ug/L	10.0	5.4	1	06/27/23 17:13	06/29/23 16:30	7439-96-5	
Molybdenum	ND	ug/L	10.0	2.0	1	06/27/23 17:13	06/29/23 16:30	7439-98-7	
Potassium	7760	ug/L	1000	200	1	06/27/23 17:13	06/29/23 16:30	7440-09-7	
Silica	10700	ug/L	450		1	06/27/23 17:13	06/29/23 16:30	7631-86-9	N2
Sodium	96800	ug/L	1000	284	1	06/27/23 17:13	06/29/23 16:30	7440-23-5	
6010 MET ICP, Dissolved									
Analytical Method: EPA 6010 Preparation Method: EPA 3010									
Pace Analytical Services - Indianapolis									
Iron, Dissolved	2170	ug/L	100	48.8	1	06/27/23 16:50	06/28/23 14:55	7439-89-6	
Manganese, Dissolved	238	ug/L	10.0	5.4	1	06/27/23 16:50	06/28/23 14:55	7439-96-5	
Molybdenum, Dissolved	ND	ug/L	10.0	2.0	1	06/27/23 16:50	06/28/23 14:55	7439-98-7	
6020 MET ICPMS									
Analytical Method: EPA 6020 Preparation Method: EPA 200.2									
Pace Analytical Services - Indianapolis									
Antimony	ND	ug/L	1.0	0.13	1	06/27/23 06:49	06/29/23 02:14	7440-36-0	
Arsenic	2.2	ug/L	1.0	0.10	1	06/27/23 06:49	06/29/23 02:14	7440-38-2	
Beryllium	ND	ug/L	0.20	0.026	1	06/27/23 06:49	06/29/23 02:14	7440-41-7	
Chromium	ND	ug/L	10.0	0.20	1	06/27/23 06:49	06/29/23 02:14	7440-47-3	
Cobalt	ND	ug/L	1.0	0.082	1	06/27/23 06:49	06/29/23 02:14	7440-48-4	
Selenium	ND	ug/L	1.0	0.44	1	06/27/23 06:49	06/29/23 02:14	7782-49-2	
Thallium	ND	ug/L	1.0	0.072	1	06/27/23 06:49	06/29/23 02:14	7440-28-0	
7470 Mercury									
Analytical Method: EPA 7470 Preparation Method: EPA 7470									
Pace Analytical Services - Indianapolis									
Mercury	ND	ug/L	0.20	0.091	1	06/26/23 10:52	06/26/23 16:37	7439-97-6	
2320B Alkalinity									
Analytical Method: SM 2320B									
Pace Analytical Services - Indianapolis									
Alkalinity, Total as CaCO3	250	mg/L	10.0	10.0	1		06/24/23 01:41		

REPORT OF LABORATORY ANALYSIS

This report shall not be reproduced, except in full,
without the written consent of Pace Analytical Services, LLC.



ANALYTICAL RESULTS

Project: Harding Street

Pace Project No.: 50347879

Parameters	Results	Units	Report Limit	MDL	DF	Prepared	Analyzed	CAS No.	Qual
Sample: MW-18S									
Lab ID: 50347879001									
Collected: 06/22/23 10:12									
Received: 06/22/23 12:40									
Matrix: Water									
2320B Alkalinity									
Analytical Method: SM 2320B									
Pace Analytical Services - Indianapolis									
Alkalinity,Bicarbonate (CaCO3)	250	mg/L	10.0	10.0	1		06/24/23 01:41		
Alkalinity,Carbonate (CaCO3)	ND	mg/L	10.0	10.0	1		06/24/23 01:41		
2540C Total Dissolved Solids									
Analytical Method: SM 2540C									
Pace Analytical Services - Indianapolis									
Total Dissolved Solids	569	mg/L	10.0	10.0	1		06/26/23 11:25		
4500H+ pH, Electrometric									
Analytical Method: SM 4500-H+B									
Pace Analytical Services - Indianapolis									
pH at 25 Degrees C	7.9	Std. Units	0.10	0.10	1		07/07/23 12:11		H3
4500S2D Sulfide Water									
Analytical Method: SM 4500-S2-D									
Pace Analytical Services - Indianapolis									
Sulfide	ND	mg/L	0.10	0.025	1		06/23/23 11:45	18496-25-8	
Iron, Ferrous									
Analytical Method: HACH 8146									
Pace Analytical Services - Indianapolis									
Iron, Ferrous	0.54	mg/L	0.20	0.035	1		06/26/23 11:43	15438-31-0	H3,N2
353.2 Nitrogen, NO2/NO3 unpres									
Analytical Method: EPA 353.2									
Pace Analytical Services - Indianapolis									
Nitrogen, Nitrate	ND	mg/L	0.10	0.011	1		06/22/23 22:07	14797-55-8	
Nitrogen, Nitrite	ND	mg/L	0.10	0.0040	1		06/22/23 22:07	14797-65-0	
365.1 Total Phosphorus									
Analytical Method: EPA 365.1 Preparation Method: EPA 365.1									
Pace Analytical Services - Indianapolis									
Phosphate as P04	0.20	mg/L	0.15	0.15	1	06/23/23 11:30	06/26/23 13:55		
5310C TOC									
Analytical Method: SM 5310C									
Pace Analytical Services - Indianapolis									
Total Organic Carbon	3.0	mg/L	1.0	0.24	1		06/23/23 22:39	7440-44-0	
5310C Dissolved Organic Carbon									
Analytical Method: SM 5310C									
Pace Analytical Services - Indianapolis									
Dissolved Organic Carbon	3.5	mg/L	1.0	0.24	1		07/05/23 23:39		

REPORT OF LABORATORY ANALYSIS

This report shall not be reproduced, except in full,
without the written consent of Pace Analytical Services, LLC.



QUALITY CONTROL DATA

Project: Harding Street

Pace Project No.: 50347879

QC Batch:	741492	Analysis Method:	EPA 9056
QC Batch Method:	EPA 9056	Analysis Description:	9056 IC Anions
		Laboratory:	Pace Analytical Services - Indianapolis

Associated Lab Samples: 50347879001

METHOD BLANK: 3400730 Matrix: Water

Associated Lab Samples: 50347879001

Parameter	Units	Blank Result	Reporting Limit	MDL	Analyzed	Qualifiers
Chloride	mg/L	ND	0.25	0.067	06/29/23 11:49	
Fluoride	mg/L	ND	0.10	0.017	06/29/23 11:49	
Sulfate	mg/L	ND	0.25	0.085	06/29/23 11:49	

LABORATORY CONTROL SAMPLE: 3400731

Parameter	Units	Spike Conc.	LCS Result	LCS % Rec	% Rec Limits	Qualifiers
Chloride	mg/L	2.5	2.3	93	80-120	
Fluoride	mg/L	1	0.93	93	80-120	
Sulfate	mg/L	5	4.8	96	80-120	

MATRIX SPIKE & MATRIX SPIKE DUPLICATE: 3400732 3400733

Parameter	Units	MS		MSD		MS Result	MSD Result	MS % Rec	MSD % Rec	% Rec Limits	RPD	Max RPD	Qual
		50347118001 Result	Spike Conc.	Spike Conc.	Conc.								
Chloride	mg/L	30.8	25	25	53.5	53.3	91	90	80-120	0	15		
Fluoride	mg/L	0.14	1	1	1.1	1.1	93	93	80-120	0	15		
Sulfate	mg/L	92.1	50	50	133	133	82	82	80-120	0	15		

Results presented on this page are in the units indicated by the "Units" column except where an alternate unit is presented to the right of the result.

REPORT OF LABORATORY ANALYSIS

This report shall not be reproduced, except in full, without the written consent of Pace Analytical Services, LLC.



QUALITY CONTROL DATA

Project: Harding Street

Pace Project No.: 50347879

QC Batch: 740920

Analysis Method: EPA 7470

QC Batch Method: EPA 7470

Analysis Description: 7470 Mercury

Laboratory: Pace Analytical Services - Indianapolis

Associated Lab Samples: 50347879001

METHOD BLANK: 3398634

Matrix: Water

Associated Lab Samples: 50347879001

Parameter	Units	Blank Result	Reporting Limit	MDL	Analyzed	Qualifiers
Mercury	ug/L	ND	0.20	0.091	06/26/23 15:58	

LABORATORY CONTROL SAMPLE: 3398635

Parameter	Units	Spike Conc.	LCS Result	LCS % Rec	% Rec Limits	Qualifiers
Mercury	ug/L	5	5.2	103	80-120	

MATRIX SPIKE & MATRIX SPIKE DUPLICATE: 3398636 3398637

Parameter	Units	50347831002		3398637		MS % Rec	MSD % Rec	% Rec Limits	RPD	Max RPD	Qual	
		MS Spike Conc.	MSD Spike Conc.	MS Result	MSD Result							
Mercury	ug/L	ND	5	5	4.7	5.0	95	99	75-125	5	20	

Results presented on this page are in the units indicated by the "Units" column except where an alternate unit is presented to the right of the result.

REPORT OF LABORATORY ANALYSIS

This report shall not be reproduced, except in full, without the written consent of Pace Analytical Services, LLC.



QUALITY CONTROL DATA

Project: Harding Street

Pace Project No.: 50347879

QC Batch: 740982

Analysis Method: EPA 6010

QC Batch Method: EPA 3010

Analysis Description: 6010 MET

Laboratory: Pace Analytical Services - Indianapolis

Associated Lab Samples: 50347879001

METHOD BLANK: 3398966

Matrix: Water

Associated Lab Samples: 50347879001

Parameter	Units	Blank Result	Reporting Limit	MDL	Analyzed	Qualifiers
Aluminum	ug/L	ND	200	54.4	06/29/23 15:35	
Barium	ug/L	ND	10.0	1.3	06/29/23 15:35	
Boron	ug/L	ND	100	61.4	06/29/23 15:35	
Cadmium	ug/L	ND	2.0	0.48	06/29/23 15:35	
Calcium	ug/L	ND	1000	88.4	06/29/23 15:35	
Iron	ug/L	ND	100	48.8	06/29/23 15:35	
Lead	ug/L	ND	10.0	3.9	06/29/23 15:35	
Lithium	ug/L	ND	20.0	6.2	06/29/23 15:35	
Magnesium	ug/L	ND	1000	43.0	06/29/23 15:35	
Manganese	ug/L	ND	10.0	5.4	06/29/23 15:35	
Molybdenum	ug/L	ND	10.0	2.0	06/29/23 15:35	
Potassium	ug/L	ND	1000	200	06/29/23 15:35	
Silica	ug/L	ND	450		06/29/23 15:35	N2
Sodium	ug/L	ND	1000	284	06/29/23 15:35	

LABORATORY CONTROL SAMPLE: 3398967

Parameter	Units	Spike Conc.	LCS Result	LCS % Rec	% Rec Limits	Qualifiers
Aluminum	ug/L	10000	9520	95	80-120	
Barium	ug/L	1000	999	100	80-120	
Boron	ug/L	1000	937	94	80-120	
Cadmium	ug/L	1000	971	97	80-120	
Calcium	ug/L	10000	9300	93	80-120	
Iron	ug/L	10000	9810	98	80-120	
Lead	ug/L	1000	927	93	80-120	
Lithium	ug/L	1000	1020	102	80-120	
Magnesium	ug/L	10000	9280	93	80-120	
Manganese	ug/L	1000	940	94	80-120	
Molybdenum	ug/L	1000	1020	102	80-120	
Potassium	ug/L	10000	10000	100	80-120	
Silica	ug/L	10700	10300	96	80-120	N2
Sodium	ug/L	10000	9670	97	80-120	

Results presented on this page are in the units indicated by the "Units" column except where an alternate unit is presented to the right of the result.

REPORT OF LABORATORY ANALYSIS

This report shall not be reproduced, except in full, without the written consent of Pace Analytical Services, LLC.



QUALITY CONTROL DATA

Project: Harding Street

Pace Project No.: 50347879

MATRIX SPIKE & MATRIX SPIKE DUPLICATE: 3398968 3398969													
Parameter	Units	50347801001		MS	MSD	MS		MSD		% Rec Limits	RPD	Max RPD	Qual
		Result	Conc.	Spike Conc.	Spike Conc.	Result	Result	% Rec	% Rec				
Aluminum	ug/L	ND	10000	10000	10000	9730	9310	97	93	75-125	4	20	
Barium	ug/L	301	1000	1000	1000	1360	1320	106	102	75-125	3	20	
Boron	ug/L	123	1000	1000	1000	1120	1080	99	96	75-125	3	20	
Cadmium	ug/L	ND	1000	1000	1000	1020	988	102	99	75-125	3	20	
Calcium	ug/L	128000	10000	10000	10000	135000	134000	71	53	75-125	1	20	P6
Iron	ug/L	3310	10000	10000	10000	13600	13000	102	97	75-125	4	20	
Lead	ug/L	ND	1000	1000	1000	923	898	92	90	75-125	3	20	
Lithium	ug/L	ND	1000	1000	1000	1130	1090	112	108	75-125	3	20	
Magnesium	ug/L	29700	10000	10000	10000	38700	38000	90	83	75-125	2	20	
Manganese	ug/L	424	1000	1000	1000	1370	1330	95	91	75-125	3	20	
Molybdenum	ug/L	ND	1000	1000	1000	1070	1040	107	103	75-125	4	20	
Potassium	ug/L	4720	10000	10000	10000	16000	15400	112	107	75-125	4	20	
Silica	ug/L	31700	10700	10700	10700	42900	42100	105	97	75-125	2	20	N2
Sodium	ug/L	79400	10000	10000	10000	90300	89700	108	103	75-125	1	20	

Results presented on this page are in the units indicated by the "Units" column except where an alternate unit is presented to the right of the result.

REPORT OF LABORATORY ANALYSIS

This report shall not be reproduced, except in full,
without the written consent of Pace Analytical Services, LLC.



QUALITY CONTROL DATA

Project: Harding Street

Pace Project No.: 50347879

QC Batch: 741006	Analysis Method: EPA 6010
QC Batch Method: EPA 3010	Analysis Description: 6010 MET Dissolved
	Laboratory: Pace Analytical Services - Indianapolis

Associated Lab Samples: 50347879001

METHOD BLANK: 3399056 Matrix: Water

Associated Lab Samples: 50347879001

Parameter	Units	Blank Result	Reporting Limit	MDL	Analyzed	Qualifiers
Iron, Dissolved	ug/L	ND	100	48.8	06/28/23 13:44	
Manganese, Dissolved	ug/L	ND	10.0	5.4	06/28/23 13:44	
Molybdenum, Dissolved	ug/L	ND	10.0	2.0	06/28/23 13:44	

LABORATORY CONTROL SAMPLE: 3399057

Parameter	Units	Spike Conc.	LCS Result	LCS % Rec	% Rec Limits	Qualifiers
Iron, Dissolved	ug/L	10000	9770	98	80-120	
Manganese, Dissolved	ug/L	1000	974	97	80-120	
Molybdenum, Dissolved	ug/L	1000	988	99	80-120	

MATRIX SPIKE & MATRIX SPIKE DUPLICATE: 3399058 3399059

Parameter	Units	50347118001		3399058		3399059		% Rec Limits	RPD	Max RPD	Qual
		MS Result	MSD Result	MS Spike Conc.	MSD Spike Conc.	MS Result	MSD Result				
Iron, Dissolved	ug/L	2.3 mg/L	10000	10000	12100	12400	98	101	75-125	2	20
Manganese, Dissolved	ug/L	0.092 mg/L	1000	1000	1080	1110	99	102	75-125	3	20
Molybdenum, Dissolved	ug/L	ND	1000	1000	992	1020	99	101	75-125	2	20

Results presented on this page are in the units indicated by the "Units" column except where an alternate unit is presented to the right of the result.

REPORT OF LABORATORY ANALYSIS

This report shall not be reproduced, except in full, without the written consent of Pace Analytical Services, LLC.



QUALITY CONTROL DATA

Project: Harding Street
 Pace Project No.: 50347879

QC Batch: 741069 Analysis Method: EPA 6020
 QC Batch Method: EPA 200.2 Analysis Description: 6020 MET
 Laboratory: Pace Analytical Services - Indianapolis

Associated Lab Samples: 50347879001

METHOD BLANK: 3399330 Matrix: Water
 Associated Lab Samples: 50347879001

Parameter	Units	Blank Result	Reporting Limit	MDL	Analyzed	Qualifiers
Antimony	ug/L	ND	1.0	0.13	06/28/23 23:26	
Arsenic	ug/L	ND	1.0	0.10	06/28/23 23:26	
Beryllium	ug/L	ND	0.20	0.026	06/28/23 23:26	
Chromium	ug/L	ND	10.0	0.20	06/28/23 23:26	
Cobalt	ug/L	ND	1.0	0.082	06/28/23 23:26	
Selenium	ug/L	ND	1.0	0.44	06/28/23 23:26	
Thallium	ug/L	ND	1.0	0.072	06/28/23 23:26	

LABORATORY CONTROL SAMPLE: 3399331

Parameter	Units	Spike Conc.	LCS Result	LCS % Rec	% Rec Limits	Qualifiers
Antimony	ug/L	40	41.2	103	80-120	
Arsenic	ug/L	40	39.9	100	80-120	
Beryllium	ug/L	40	40.4	101	80-120	
Chromium	ug/L	40	41.6	104	80-120	
Cobalt	ug/L	40	40.9	102	80-120	
Selenium	ug/L	40	39.5	99	80-120	
Thallium	ug/L	40	41.1	103	80-120	

MATRIX SPIKE & MATRIX SPIKE DUPLICATE: 3399332 3399333

Parameter	Units	MS		MSD		MS % Rec	MSD % Rec	% Rec Limits	RPD	Max RPD	Qual
		50345439001 Result	Spike Conc.	Spike Conc.	Result						
Antimony	ug/L	ND	40	40	42.8	42.4	107	106	75-125	1	20
Arsenic	ug/L	ND	40	40	40.0	39.8	100	99	75-125	0	20
Beryllium	ug/L	ND	40	40	39.9	39.3	100	98	75-125	2	20
Chromium	ug/L	ND	40	40	41.4	41.4	103	103	75-125	0	20
Cobalt	ug/L	ND	40	40	38.4	37.7	96	94	75-125	2	20
Selenium	ug/L	3.6	40	40	41.6	43.3	95	99	75-125	4	20
Thallium	ug/L	ND	40	40	41.9	41.5	105	104	75-125	1	20

Results presented on this page are in the units indicated by the "Units" column except where an alternate unit is presented to the right of the result.

REPORT OF LABORATORY ANALYSIS

This report shall not be reproduced, except in full,
 without the written consent of Pace Analytical Services, LLC.



QUALITY CONTROL DATA

Project: Harding Street

Pace Project No.: 50347879

QC Batch: 741001

Analysis Method: SM 2320B

QC Batch Method: SM 2320B

Analysis Description: 2320B Alkalinity

Laboratory: Pace Analytical Services - Indianapolis

Associated Lab Samples: 50347879001

METHOD BLANK: 3399040

Matrix: Water

Associated Lab Samples: 50347879001

Parameter	Units	Blank Result	Reporting Limit	MDL	Analyzed	Qualifiers
Alkalinity, Total as CaCO3	mg/L	ND	10.0	10.0	06/24/23 01:41	
Alkalinity,Bicarbonate (CaCO3)	mg/L	ND	10.0	10.0	06/24/23 01:41	
Alkalinity,Carbonate (CaCO3)	mg/L	ND	10.0	10.0	06/24/23 01:41	

LABORATORY CONTROL SAMPLE: 3399041

Parameter	Units	Spike Conc.	LCS Result	LCS % Rec	% Rec Limits	Qualifiers
Alkalinity, Total as CaCO3	mg/L	50	47.7	95	90-110	

SAMPLE DUPLICATE: 3399042

Parameter	Units	50347809014 Result	Dup Result	RPD	Max RPD	Qualifiers
Alkalinity, Total as CaCO3	mg/L	237	239	1	20	
Alkalinity,Bicarbonate (CaCO3)	mg/L	224	226	1	20	
Alkalinity,Carbonate (CaCO3)	mg/L	12.4	13.4	8	20	

SAMPLE DUPLICATE: 3399043

Parameter	Units	50347910022 Result	Dup Result	RPD	Max RPD	Qualifiers
Alkalinity, Total as CaCO3	mg/L	346	351	2	20	
Alkalinity,Bicarbonate (CaCO3)	mg/L	346	351	2	20	
Alkalinity,Carbonate (CaCO3)	mg/L	<10.0	ND		20	

Results presented on this page are in the units indicated by the "Units" column except where an alternate unit is presented to the right of the result.

REPORT OF LABORATORY ANALYSIS

This report shall not be reproduced, except in full, without the written consent of Pace Analytical Services, LLC.



QUALITY CONTROL DATA

Project: Harding Street

Pace Project No.: 50347879

QC Batch: 741119

Analysis Method: SM 2540C

QC Batch Method: SM 2540C

Analysis Description: 2540C Total Dissolved Solids

Laboratory: Pace Analytical Services - Indianapolis

Associated Lab Samples: 50347879001

METHOD BLANK: 3399469

Matrix: Water

Associated Lab Samples: 50347879001

Parameter	Units	Blank Result	Reporting Limit	MDL	Analyzed	Qualifiers
Total Dissolved Solids	mg/L	ND	10.0	10.0	06/26/23 11:22	

LABORATORY CONTROL SAMPLE: 3399470

Parameter	Units	Spike Conc.	LCS Result	LCS % Rec	% Rec Limits	Qualifiers
Total Dissolved Solids	mg/L	300	294	98	80-120	

SAMPLE DUPLICATE: 3399471

Parameter	Units	50347897001 Result	Dup Result	RPD	Max RPD	Qualifiers
Total Dissolved Solids	mg/L	460	465	1	10	

SAMPLE DUPLICATE: 3399472

Parameter	Units	50347897002 Result	Dup Result	RPD	Max RPD	Qualifiers
Total Dissolved Solids	mg/L	540	539	0	10	

Results presented on this page are in the units indicated by the "Units" column except where an alternate unit is presented to the right of the result.

REPORT OF LABORATORY ANALYSIS

This report shall not be reproduced, except in full, without the written consent of Pace Analytical Services, LLC.



QUALITY CONTROL DATA

Project: Harding Street

Pace Project No.: 50347879

QC Batch: 741562

Analysis Method: SM 4500-H+B

QC Batch Method: SM 4500-H+B

Analysis Description: 4500H+B pH

Laboratory: Pace Analytical Services - Indianapolis

Associated Lab Samples: 50347879001

SAMPLE DUPLICATE: 3400986

Parameter	Units	50347118001 Result	Dup Result	RPD	Max RPD	Qualifiers
pH at 25 Degrees C	Std. Units	7.5	7.6	0	2	H3

SAMPLE DUPLICATE: 3405995

Parameter	Units	50346577001 Result	Dup Result	RPD	Max RPD	Qualifiers
pH at 25 Degrees C	Std. Units	7.6	7.6	1	2	H3

Results presented on this page are in the units indicated by the "Units" column except where an alternate unit is presented to the right of the result.

REPORT OF LABORATORY ANALYSIS

This report shall not be reproduced, except in full,
without the written consent of Pace Analytical Services, LLC.



QUALITY CONTROL DATA

Project: Harding Street

Pace Project No.: 50347879

QC Batch: 740861

Analysis Method: SM 4500-S2-D

QC Batch Method: SM 4500-S2-D

Analysis Description: 4500S2D Sulfide Water

Laboratory: Pace Analytical Services - Indianapolis

Associated Lab Samples: 50347879001

METHOD BLANK: 3398280

Matrix: Water

Associated Lab Samples: 50347879001

Parameter	Units	Blank Result	Reporting Limit	MDL	Analyzed	Qualifiers
Sulfide	mg/L	ND	0.10	0.025	06/23/23 11:45	

LABORATORY CONTROL SAMPLE: 3398281

Parameter	Units	Spike Conc.	LCS Result	LCS % Rec	% Rec Limits	Qualifiers
Sulfide	mg/L	0.5	0.51	103	90-110	

MATRIX SPIKE & MATRIX SPIKE DUPLICATE: 3398282 3398283

Parameter	Units	50347679003		3398282		3398283		% Rec Limits	RPD	Max RPD	Qual	
		MS Spike Conc.	MSD Spike Conc.	MS Result	MSD Result	MS % Rec	MSD % Rec					
Sulfide	mg/L	ND	0.5	0.5	0.50	0.50	100	101	90-110	1	20	

MATRIX SPIKE & MATRIX SPIKE DUPLICATE: 3398284 3398285

Parameter	Units	50347796001		3398284		3398285		% Rec Limits	RPD	Max RPD	Qual	
		MS Spike Conc.	MSD Spike Conc.	MS Result	MSD Result	MS % Rec	MSD % Rec					
Sulfide	mg/L	ND	0.5	0.5	0.45	0.47	91	95	90-110	5	20	

Results presented on this page are in the units indicated by the "Units" column except where an alternate unit is presented to the right of the result.

REPORT OF LABORATORY ANALYSIS

This report shall not be reproduced, except in full, without the written consent of Pace Analytical Services, LLC.



QUALITY CONTROL DATA

Project: Harding Street

Pace Project No.: 50347879

QC Batch: 741133

Analysis Method: HACH 8146

QC Batch Method: HACH 8146

Analysis Description: Iron, Ferrous

Laboratory: Pace Analytical Services - Indianapolis

Associated Lab Samples: 50347879001

METHOD BLANK: 3399525

Matrix: Water

Associated Lab Samples: 50347879001

Parameter	Units	Blank Result	Reporting Limit	MDL	Analyzed	Qualifiers
Iron, Ferrous	mg/L	ND	0.20	0.035	06/26/23 11:41	H3,N2

LABORATORY CONTROL SAMPLE: 3399526

Parameter	Units	Spike Conc.	LCS Result	LCS % Rec	% Rec Limits	Qualifiers
Iron, Ferrous	mg/L	1	1.0	101	90-110	H3,N2

MATRIX SPIKE & MATRIX SPIKE DUPLICATE: 3399527 3399528

Parameter	Units	50347831003		3399527		3399528		% Rec Limits	RPD	Max RPD	Qual		
		MS Result	MS Spike Conc.	MS Result	MS Spike Conc.	MS Result	MS Spike Conc.					MS % Rec	MS % Rec
Iron, Ferrous	mg/L	0.80	2.5	2.5	2.5	3.3	3.3	99	101	90-110	1	20	H3,N2

Results presented on this page are in the units indicated by the "Units" column except where an alternate unit is presented to the right of the result.

REPORT OF LABORATORY ANALYSIS

This report shall not be reproduced, except in full, without the written consent of Pace Analytical Services, LLC.



QUALITY CONTROL DATA

Project: Harding Street

Pace Project No.: 50347879

QC Batch: 740758

Analysis Method: EPA 353.2

QC Batch Method: EPA 353.2

Analysis Description: 353.2 Nitrate + Nitrite, Unpres.

Laboratory: Pace Analytical Services - Indianapolis

Associated Lab Samples: 50347879001

METHOD BLANK: 3398009

Matrix: Water

Associated Lab Samples: 50347879001

Parameter	Units	Blank Result	Reporting Limit	MDL	Analyzed	Qualifiers
Nitrogen, Nitrate	mg/L	ND	0.10	0.011	06/22/23 21:15	
Nitrogen, Nitrite	mg/L	ND	0.10	0.0040	06/22/23 21:15	

LABORATORY CONTROL SAMPLE: 3398010

Parameter	Units	Spike Conc.	LCS Result	LCS % Rec	% Rec Limits	Qualifiers
Nitrogen, Nitrate	mg/L	1	0.95	95	90-110	
Nitrogen, Nitrite	mg/L	1	1.0	100	90-110	

MATRIX SPIKE & MATRIX SPIKE DUPLICATE: 3398011 3398012

Parameter	Units	50347904002		3398011		3398012		% Rec Limits	RPD	Max RPD	Qual
		MS Spike Conc.	MSD Spike Conc.	MS Result	MSD Result	MS % Rec	MSD % Rec				
Nitrogen, Nitrate	mg/L	8.9	5	5	13.3	13.3	88	87	90-110	0	20
Nitrogen, Nitrite	mg/L	ND	5	5	5.0	5.1	101	101	90-110	1	20

MATRIX SPIKE SAMPLE: 3398013

Parameter	Units	50347897004 Result	Spike Conc.	MS Result	MS % Rec	% Rec Limits	Qualifiers
Nitrogen, Nitrate	mg/L	ND	1	0.97	96	90-110	
Nitrogen, Nitrite	mg/L	ND	1	1.0	100	90-110	

Results presented on this page are in the units indicated by the "Units" column except where an alternate unit is presented to the right of the result.

REPORT OF LABORATORY ANALYSIS

This report shall not be reproduced, except in full, without the written consent of Pace Analytical Services, LLC.



QUALITY CONTROL DATA

Project: Harding Street

Pace Project No.: 50347879

QC Batch: 740820

Analysis Method: EPA 365.1

QC Batch Method: EPA 365.1

Analysis Description: 365.1 Total Phosphorus

Laboratory: Pace Analytical Services - Indianapolis

Associated Lab Samples: 50347879001

METHOD BLANK: 3398182

Matrix: Water

Associated Lab Samples: 50347879001

Parameter	Units	Blank Result	Reporting Limit	MDL	Analyzed	Qualifiers
Phosphate as P04	mg/L	ND	0.15	0.15	06/26/23 13:47	

LABORATORY CONTROL SAMPLE: 3398183

Parameter	Units	Spike Conc.	LCS Result	LCS % Rec	% Rec Limits	Qualifiers
Phosphate as P04	mg/L		1.4			

MATRIX SPIKE & MATRIX SPIKE DUPLICATE: 3398184 3398185

Parameter	Units	50347879001 Result	MS Spike Conc.	MSD Spike Conc.	MS Result	MSD Result	MS % Rec	MSD % Rec	% Rec Limits	RPD	Max RPD	Qual
Phosphate as P04	mg/L	0.20			1.5	1.5					3	

Results presented on this page are in the units indicated by the "Units" column except where an alternate unit is presented to the right of the result.

REPORT OF LABORATORY ANALYSIS

This report shall not be reproduced, except in full, without the written consent of Pace Analytical Services, LLC.



QUALITY CONTROL DATA

Project: Harding Street

Pace Project No.: 50347879

QC Batch: 740909

Analysis Method: SM 5310C

QC Batch Method: SM 5310C

Analysis Description: 5310C Total Organic Carbon

Laboratory: Pace Analytical Services - Indianapolis

Associated Lab Samples: 50347879001

METHOD BLANK: 3398518

Matrix: Water

Associated Lab Samples: 50347879001

Parameter	Units	Blank Result	Reporting Limit	MDL	Analyzed	Qualifiers
Total Organic Carbon	mg/L	ND	1.0	0.24	06/23/23 18:36	

LABORATORY CONTROL SAMPLE: 3398519

Parameter	Units	Spike Conc.	LCS Result	LCS % Rec	% Rec Limits	Qualifiers
Total Organic Carbon	mg/L	10	10.5	105	90-110	

MATRIX SPIKE & MATRIX SPIKE DUPLICATE: 3398520 3398521

Parameter	Units	50347910002 Result	MS Spike Conc.	MSD Spike Conc.	MS Result	MSD Result	MS % Rec	MSD % Rec	% Rec Limits	RPD	Max RPD	Qual
Total Organic Carbon	mg/L	1.5	10	10	11.5	11.6	101	101	80-120	1	20	

MATRIX SPIKE SAMPLE: 3398522

Parameter	Units	50347910003 Result	Spike Conc.	MS Result	MS % Rec	% Rec Limits	Qualifiers
Total Organic Carbon	mg/L	1.2	10	11.1	99	80-120	

Results presented on this page are in the units indicated by the "Units" column except where an alternate unit is presented to the right of the result.

REPORT OF LABORATORY ANALYSIS

This report shall not be reproduced, except in full, without the written consent of Pace Analytical Services, LLC.



QUALITY CONTROL DATA

Project: Harding Street

Pace Project No.: 50347879

QC Batch: 742309

Analysis Method: SM 5310C

QC Batch Method: SM 5310C

Analysis Description: 5310C Dissolved Organic Carbon

Laboratory: Pace Analytical Services - Indianapolis

Associated Lab Samples: 50347879001

METHOD BLANK: 3404675

Matrix: Water

Associated Lab Samples: 50347879001

Parameter	Units	Blank Result	Reporting Limit	MDL	Analyzed	Qualifiers
Dissolved Organic Carbon	mg/L	ND	1.0	0.24	07/05/23 23:16	

LABORATORY CONTROL SAMPLE: 3404676

Parameter	Units	Spike Conc.	LCS Result	LCS % Rec	% Rec Limits	Qualifiers
Dissolved Organic Carbon	mg/L	10	10.2	102	90-110	

MATRIX SPIKE & MATRIX SPIKE DUPLICATE: 3404677 3404678

Parameter	Units	50347879001		3404678		MS % Rec	MSD % Rec	% Rec Limits	RPD	Max RPD	Qual
		MS Spike Conc.	MSD Spike Conc.	MS Result	MSD Result						
Dissolved Organic Carbon	mg/L	3.5	10	10	13.2	13.3	97	98	80-120	1	20

MATRIX SPIKE SAMPLE: 3404695

Parameter	Units	50348319004 Result	Spike Conc.	MS Result	MS % Rec	% Rec Limits	Qualifiers
Dissolved Organic Carbon	mg/L	3.2	10	13.3	101	80-120	

Results presented on this page are in the units indicated by the "Units" column except where an alternate unit is presented to the right of the result.

REPORT OF LABORATORY ANALYSIS

This report shall not be reproduced, except in full, without the written consent of Pace Analytical Services, LLC.



ANALYTICAL RESULTS - RADIOCHEMISTRY

Project: Harding Street

Pace Project No.: 50347879

Sample: MW-18S **Lab ID: 50347879001** Collected: 06/22/23 10:12 Received: 06/22/23 12:40 Matrix: Water
 PWS: Site ID: Sample Type:

Parameters	Method	Act ± Unc (MDC) Carr Trac	Units	Analyzed	CAS No.	Qual
	Pace Analytical Services - Greensburg					
Radium-226	EPA 903.1	2.17 ± 0.836 (0.630) C:NA T:81%	pCi/L	07/12/23 12:30	13982-63-3	
	Pace Analytical Services - Greensburg					
Radium-228	EPA 904.0	1.45 ± 0.527 (0.775) C:79% T:87%	pCi/L	07/07/23 14:36	15262-20-1	
	Pace Analytical Services - Greensburg					
Total Radium	Total Radium Calculation	3.62 ± 1.36 (1.41)	pCi/L	07/12/23 13:45	7440-14-4	

REPORT OF LABORATORY ANALYSIS

This report shall not be reproduced, except in full,
 without the written consent of Pace Analytical Services, LLC.



QUALITY CONTROL - RADIOCHEMISTRY

Project: Harding Street

Pace Project No.: 50347879

QC Batch: 597576

Analysis Method: EPA 904.0

QC Batch Method: EPA 904.0

Analysis Description: 904.0 Radium 228

Laboratory: Pace Analytical Services - Greensburg

Associated Lab Samples: 50347879001

METHOD BLANK: 2904592

Matrix: Water

Associated Lab Samples: 50347879001

Parameter	Act ± Unc (MDC) Carr Trac	Units	Analyzed	Qualifiers
Radium-228	0.337 ± 0.285 (0.564) C:84% T:89%	pCi/L	07/07/23 14:32	

Results presented on this page are in the units indicated by the "Units" column except where an alternate unit is presented to the right of the result.

REPORT OF LABORATORY ANALYSIS

This report shall not be reproduced, except in full, without the written consent of Pace Analytical Services, LLC.



QUALITY CONTROL - RADIOCHEMISTRY

Project: Harding Street

Pace Project No.: 50347879

QC Batch: 597575

Analysis Method: EPA 903.1

QC Batch Method: EPA 903.1

Analysis Description: 903.1 Radium-226

Laboratory: Pace Analytical Services - Greensburg

Associated Lab Samples: 50347879001

METHOD BLANK: 2904590

Matrix: Water

Associated Lab Samples: 50347879001

Parameter	Act ± Unc (MDC) Carr Trac	Units	Analyzed	Qualifiers
Radium-226	0.0765 ± 0.184 (0.355) C:NA T:99%	pCi/L	07/12/23 12:00	

Results presented on this page are in the units indicated by the "Units" column except where an alternate unit is presented to the right of the result.

REPORT OF LABORATORY ANALYSIS

This report shall not be reproduced, except in full, without the written consent of Pace Analytical Services, LLC.



QUALIFIERS

Project: Harding Street

Pace Project No.: 50347879

DEFINITIONS

DF - Dilution Factor, if reported, represents the factor applied to the reported data due to dilution of the sample aliquot.

ND - Not Detected at or above adjusted reporting limit.

TNTC - Too Numerous To Count

J - Estimated concentration above the adjusted method detection limit and below the adjusted reporting limit.

MDL - Adjusted Method Detection Limit.

PQL - Practical Quantitation Limit.

RL - Reporting Limit - The lowest concentration value that meets project requirements for quantitative data with known precision and bias for a specific analyte in a specific matrix.

S - Surrogate

1,2-Diphenylhydrazine decomposes to and cannot be separated from Azobenzene using Method 8270. The result for each analyte is a combined concentration.

Consistent with EPA guidelines, unrounded data are displayed and have been used to calculate % recovery and RPD values.

LCS(D) - Laboratory Control Sample (Duplicate)

MS(D) - Matrix Spike (Duplicate)

DUP - Sample Duplicate

RPD - Relative Percent Difference

NC - Not Calculable.

SG - Silica Gel - Clean-Up

U - Indicates the compound was analyzed for, but not detected.

N-Nitrosodiphenylamine decomposes and cannot be separated from Diphenylamine using Method 8270. The result reported for each analyte is a combined concentration.

Reported results are not rounded until the final step prior to reporting. Therefore, calculated parameters that are typically reported as "Total" may vary slightly from the sum of the reported component parameters.

Act - Activity

Unc - Uncertainty: SDWA = 1.96 sigma count uncertainty, all other matrices = Expanded Uncertainty (95% confidence interval).

Gamma Spec = Expanded Uncertainty (95.4% Confidence Interval)

(MDC) - Minimum Detectable Concentration

Trac - Tracer Recovery (%)

Carr - Carrier Recovery (%)

Pace Analytical is TNI accredited. Contact your Pace PM for the current list of accredited analytes.

TNI - The NELAC Institute.

ANALYTE QUALIFIERS

H3 Sample was received or analysis requested beyond the recognized method holding time.

N2 The lab does not hold NELAC/TNI accreditation for this parameter but other accreditations/certifications may apply. A complete list of accreditations/certifications is available upon request.

P6 Matrix spike recovery was outside laboratory control limits due to a parent sample concentration notably higher than the spike level.

REPORT OF LABORATORY ANALYSIS

This report shall not be reproduced, except in full,
without the written consent of Pace Analytical Services, LLC.



QUALITY CONTROL DATA CROSS REFERENCE TABLE

Project: Harding Street

Pace Project No.: 50347879

Lab ID	Sample ID	QC Batch Method	QC Batch	Analytical Method	Analytical Batch
50347879001	MW-18S	EPA 9056	741492		
50347879001	MW-18S	EPA 3010	740982	EPA 6010	741731
50347879001	MW-18S	EPA 3010	741006	EPA 6010	741512
50347879001	MW-18S	EPA 200.2	741069	EPA 6020	741383
50347879001	MW-18S	EPA 7470	740920	EPA 7470	741189
50347879001	MW-18S	EPA 903.1	597575		
50347879001	MW-18S	EPA 904.0	597576		
50347879001	MW-18S	Total Radium Calculation	601033		
50347879001	MW-18S	SM 2320B	741001		
50347879001	MW-18S	SM 2540C	741119		
50347879001	MW-18S	SM 4500-H+B	741562		
50347879001	MW-18S	SM 4500-S2-D	740861		
50347879001	MW-18S	HACH 8146	741133		
50347879001	MW-18S	EPA 353.2	740758		
50347879001	MW-18S	EPA 365.1	740820	EPA 365.1	741179
50347879001	MW-18S	SM 5310C	740909		
50347879001	MW-18S	SM 5310C	742309		

REPORT OF LABORATORY ANALYSIS

This report shall not be reproduced, except in full, without the written consent of Pace Analytical Services, LLC.

July-August 2023



August 22, 2023

Mr. Mark Breting
ATC Group Services
7988 Centerpoint Drive
Suite 100
Indianapolis, IN 46256

RE: Project: Harding Street P1R1
Pace Project No.: 50350205

Dear Mr. Breting:

Enclosed are the analytical results for sample(s) received by the laboratory between July 26, 2023 and July 27, 2023. The results relate only to the samples included in this report. Results reported herein conform to the applicable TNI/NELAC Standards and the laboratory's Quality Manual, where applicable, unless otherwise noted in the body of the report.

The test results provided in this final report were generated by each of the following laboratories within the Pace Network:

- Pace Analytical Services - Indianapolis
- Pace Analytical Services - Greensburg

If you have any questions concerning this report, please feel free to contact me.

Sincerely,

Will Statz
will.statz@pacelabs.com
(317)228-3105
Project Manager

Enclosures

cc: Mohammed Bazlamit, Atlas
Mr. Robert Miller, Haley & Aldrich



REPORT OF LABORATORY ANALYSIS

This report shall not be reproduced, except in full,
without the written consent of Pace Analytical Services, LLC.



CERTIFICATIONS

Project: Harding Street P1R1

Pace Project No.: 50350205

Pace Analytical Services Pennsylvania

1638 Roseytown Rd Suites 2,3&4, Greensburg, PA 15601
 ANAB DOD-ELAP Rad Accreditation #: L2417
 ANABISO/IEC 17025:2017 Rad Cert#: L24170
 Alabama Certification #: 41590
 Arizona Certification #: AZ0734
 Arkansas Certification
 California Certification #: 2950
 Colorado Certification #: PA01547
 Connecticut Certification #: PH-0694
 EPA Region 4 DW Rad
 Florida/TNI Certification #: E87683
 Georgia Certification #: C040
 Guam Certification
 Hawaii Certification
 Idaho Certification
 Illinois Certification
 Indiana Certification
 Iowa Certification #: 391
 Kansas Certification #: E-10358
 Kentucky Certification #: KY90133
 KY WW Permit #: KY0098221
 KY WW Permit #: KY0000221
 Louisiana DHH/TNI Certification #: LA010
 Louisiana DEQ/TNI Certification #: 04086
 Maine Certification #: 2023021
 Maryland Certification #: 308
 Massachusetts Certification #: M-PA1457
 Michigan/PADEP Certification #: 9991

Missouri Certification #: 235
 Montana Certification #: Cert0082
 Nebraska Certification #: NE-OS-29-14
 Nevada Certification #: PA014572023-03
 New Hampshire/TNI Certification #: 297622
 New Jersey/TNI Certification #: PA051
 New Mexico Certification #: PA01457
 New York/TNI Certification #: 10888
 North Carolina Certification #: 42706
 North Dakota Certification #: R-190
 Ohio EPA Rad Approval: #41249
 Oregon/TNI Certification #: PA200002-015
 Pennsylvania/TNI Certification #: 65-00282
 Puerto Rico Certification #: PA01457
 Rhode Island Certification #: 65-00282
 South Dakota Certification
 Tennessee Certification #: TN02867
 Texas/TNI Certification #: T104704188-22-18
 Utah/TNI Certification #: PA014572223-14
 USDA Soil Permit #: 525-23-67-77263
 Vermont Dept. of Health: ID# VT-0282
 Virgin Island/PADEP Certification
 Virginia/VELAP Certification #: 460198
 Washington Certification #: C868
 West Virginia DEP Certification #: 143
 West Virginia DHHR Certification #: 9964C
 Wisconsin Approve List for Rad

Pace Analytical Services Indianapolis

7726 Moller Road, Indianapolis, IN 46268
 Illinois Accreditation #: 200074
 Indiana Drinking Water Laboratory #: C-49-06
 Kansas/TNI Certification #: E-10177
 Kentucky UST Agency Interest #: 80226
 Kentucky WW Laboratory ID #: 98019
 Michigan Drinking Water Laboratory #9050

Ohio VAP Certified Laboratory #: CL0065
 Oklahoma Laboratory #: 9204
 Texas Certification #: T104704355
 Wisconsin Laboratory #: 999788130
 USDA Foreign Soil Permit #: 525-23-13-23119
 USDA Compliance Agreement #: IN-SL-22-001

REPORT OF LABORATORY ANALYSIS

This report shall not be reproduced, except in full,
 without the written consent of Pace Analytical Services, LLC.



SAMPLE SUMMARY

Project: Harding Street P1R1

Pace Project No.: 50350205

Lab ID	Sample ID	Matrix	Date Collected	Date Received
50350205001	MW5D	Water	07/26/23 15:40	07/26/23 17:15
50350205002	MW12D1	Water	07/26/23 13:45	07/26/23 17:15
50350205003	MW17I	Water	07/26/23 11:30	07/26/23 17:15
50350205004	MW17IL	Water	07/26/23 15:05	07/26/23 17:15
50350205005	MW-6I	Water	07/26/23 14:15	07/26/23 17:15
50350205006	MW17I MS	Water	07/26/23 11:30	07/26/23 17:15
50350205007	MW17I MSD	Water	07/26/23 11:30	07/26/23 17:15
50350205008	MW-6I	Water	07/27/23 11:45	07/27/23 16:40

REPORT OF LABORATORY ANALYSIS

This report shall not be reproduced, except in full,
without the written consent of Pace Analytical Services, LLC.



SAMPLE ANALYTE COUNT

Project: Harding Street P1R1

Pace Project No.: 50350205

Lab ID	Sample ID	Method	Analysts	Analytes Reported	Laboratory		
50350205001	MW5D	EPA 9056	ADM	3	PASI-I		
		EPA 6010	ELK	15	PASI-I		
		EPA 6010	JPK	3	PASI-I		
		EPA 6020	CAW	6	PASI-I		
		EPA 7470	ILP	1	PASI-I		
		EPA 903.1	LL1	1	PASI-PA		
		EPA 904.0	ZPC	1	PASI-PA		
		Total Radium Calculation	LAL	1	PASI-PA		
		SM 2320B	DAW	3	PASI-I		
		SM 2540C	IRH	1	PASI-I		
		SM 4500-H+B	LHZ	1	PASI-I		
		SM 4500-S2-D	STS	1	PASI-I		
		HACH 8146	BEP	1	PASI-I		
		EPA 353.2	ZM	2	PASI-I		
		EPA 365.1	YAM	1	PASI-I		
		SM 5310C	ATS	1	PASI-I		
		SM 5310C	ATS	1	PASI-I		
		50350205002	MW12D1	EPA 9056	ADM	3	PASI-I
				EPA 6010	ELK	15	PASI-I
				EPA 6010	JPK	3	PASI-I
EPA 6020	CAW			6	PASI-I		
EPA 7470	ILP			1	PASI-I		
EPA 903.1	LL1			1	PASI-PA		
EPA 904.0	ZPC			1	PASI-PA		
Total Radium Calculation	LAL			1	PASI-PA		
SM 2320B	DAW			3	PASI-I		
SM 2540C	IRH			1	PASI-I		
SM 4500-H+B	LHZ			1	PASI-I		
SM 4500-S2-D	STS			1	PASI-I		
HACH 8146	BEP			1	PASI-I		
EPA 353.2	ZM			2	PASI-I		
EPA 365.1	YAM			1	PASI-I		
SM 5310C	ATS			1	PASI-I		
SM 5310C	ATS			1	PASI-I		
50350205003	MW17I			EPA 9056	ADM	3	PASI-I
				EPA 6010	ELK	15	PASI-I
				EPA 6010	JPK	3	PASI-I

REPORT OF LABORATORY ANALYSIS

This report shall not be reproduced, except in full, without the written consent of Pace Analytical Services, LLC.



SAMPLE ANALYTE COUNT

Project: Harding Street P1R1

Pace Project No.: 50350205

Lab ID	Sample ID	Method	Analysts	Analytes Reported	Laboratory
50350205004	MW17IL	EPA 6020	CAW	6	PASI-I
		EPA 7470	ILP	1	PASI-I
		EPA 903.1	LL1	1	PASI-PA
		EPA 904.0	ZPC	1	PASI-PA
		Total Radium Calculation	LAL	1	PASI-PA
		SM 2320B	DAW	3	PASI-I
		SM 2540C	IRH	1	PASI-I
		SM 4500-H+B	LHZ	1	PASI-I
		SM 4500-S2-D	STS	1	PASI-I
		HACH 8146	BEP	1	PASI-I
		EPA 353.2	ZM	2	PASI-I
		EPA 365.1	YAM	1	PASI-I
		SM 5310C	ATS	1	PASI-I
		SM 5310C	ATS	1	PASI-I
		EPA 9056	ADM	3	PASI-I
		EPA 6010	ELK	15	PASI-I
		EPA 6010	JPK	3	PASI-I
		EPA 6020	CAW	6	PASI-I
		EPA 7470	ILP	1	PASI-I
		EPA 903.1	LL1	1	PASI-PA
		EPA 904.0	ZPC	1	PASI-PA
		Total Radium Calculation	LAL	1	PASI-PA
		SM 2320B	DAW	3	PASI-I
		SM 2540C	IRH	1	PASI-I
		SM 4500-H+B	LHZ	1	PASI-I
		SM 4500-S2-D	STS	1	PASI-I
		HACH 8146	BEP	1	PASI-I
EPA 353.2	ZM	2	PASI-I		
EPA 365.1	YAM	1	PASI-I		
SM 5310C	ATS	1	PASI-I		
SM 5310C	ATS	1	PASI-I		
50350205005	MW-6I	EPA 9056	ADM	3	PASI-I
		EPA 903.1	LL1	1	PASI-PA
		EPA 904.0	ZPC	1	PASI-PA
		Total Radium Calculation	LAL	1	PASI-PA
		SM 2320B	DAW	3	PASI-I
		SM 2540C	IRH	1	PASI-I

REPORT OF LABORATORY ANALYSIS

This report shall not be reproduced, except in full, without the written consent of Pace Analytical Services, LLC.



SAMPLE ANALYTE COUNT

Project: Harding Street P1R1

Pace Project No.: 50350205

Lab ID	Sample ID	Method	Analysts	Analytes Reported	Laboratory
		SM 4500-H+B	LHZ	1	PASI-I
		SM 4500-S2-D	STS	1	PASI-I
		HACH 8146	BEP	1	PASI-I
		EPA 353.2	ZM	2	PASI-I
		EPA 365.1	YAM	1	PASI-I
		SM 5310C	ATS	1	PASI-I
		SM 5310C	ATS	1	PASI-I
50350205006	MW171 MS	EPA 903.1	LL1	1	PASI-PA
		EPA 904.0	ZPC	1	PASI-PA
50350205007	MW171 MSD	EPA 903.1	LL1	1	PASI-PA
		EPA 904.0	ZPC	1	PASI-PA
50350205008	MW-6I	EPA 6010	ELK	15	PASI-I
		EPA 6010	MTM	3	PASI-I
		EPA 6020	CAW	6	PASI-I
		EPA 7470	ILP	1	PASI-I

PASI-I = Pace Analytical Services - Indianapolis

PASI-PA = Pace Analytical Services - Greensburg

REPORT OF LABORATORY ANALYSIS

This report shall not be reproduced, except in full, without the written consent of Pace Analytical Services, LLC.



SUMMARY OF DETECTION

Project: Harding Street P1R1
 Pace Project No.: 50350205

Lab Sample ID	Client Sample ID	Result	Units	Report Limit	Analyzed	Qualifiers
Method	Parameters					
50350205001	MW5D					
EPA 9056	Chloride	227	mg/L	2.5	08/06/23 05:04	
EPA 9056	Fluoride	0.62	mg/L	0.10	08/06/23 04:46	
EPA 9056	Sulfate	467	mg/L	2.5	08/06/23 05:04	
EPA 6010	Aluminum	279	ug/L	200	07/31/23 13:18	
EPA 6010	Barium	32.9	ug/L	10.0	07/31/23 13:18	
EPA 6010	Boron	4500	ug/L	100	07/31/23 13:18	
EPA 6010	Calcium	187000	ug/L	1000	07/31/23 13:18	
EPA 6010	Iron	3330	ug/L	100	07/31/23 13:18	
EPA 6010	Lithium	69.6	ug/L	20.0	07/31/23 13:18	
EPA 6010	Magnesium	53800	ug/L	1000	07/31/23 13:18	
EPA 6010	Manganese	296	ug/L	10.0	07/31/23 13:18	
EPA 6010	Molybdenum	183	ug/L	10.0	07/31/23 13:18	
EPA 6010	Potassium	10300	ug/L	1000	07/31/23 13:18	
EPA 6010	Silica	13500	ug/L	450	07/31/23 13:18	N2
EPA 6010	Sodium	140000	ug/L	1000	07/31/23 13:18	
EPA 6010	Iron, Dissolved	2930	ug/L	100	08/02/23 03:25	
EPA 6010	Manganese, Dissolved	285	ug/L	10.0	08/02/23 03:25	
EPA 6010	Molybdenum, Dissolved	181	ug/L	10.0	08/02/23 03:25	
EPA 6020	Arsenic	60.4	ug/L	1.0	08/02/23 16:54	
EPA 903.1	Radium-226	0.385 ± 0.289 (0.149) C:NA T:92%	pCi/L		08/11/23 14:07	
EPA 904.0	Radium-228	0.898 ± 0.513 (0.964) C:74% T:84%	pCi/L		08/14/23 12:35	
Total Radium Calculation	Total Radium	1.28 ± 0.802 (1.11)	pCi/L		08/21/23 16:46	
SM 2320B	Alkalinity, Total as CaCO3	319	mg/L	10.0	07/28/23 21:47	
SM 2320B	Alkalinity, Bicarbonate (CaCO3)	319	mg/L	10.0	07/28/23 21:47	
SM 2540C	Total Dissolved Solids	1270	mg/L	20.0	07/28/23 15:19	
SM 4500-H+B	pH at 25 Degrees C	7.5	Std. Units	0.10	08/09/23 13:40	H3
EPA 365.1	Phosphate as P04	0.42	mg/L	0.15	07/31/23 16:48	
50350205002	MW12D1					
EPA 9056	Chloride	183	mg/L	2.5	08/06/23 05:58	
EPA 9056	Fluoride	1.1	mg/L	0.10	08/06/23 05:40	
EPA 9056	Sulfate	466	mg/L	25.0	08/06/23 06:16	
EPA 6010	Barium	65.4	ug/L	10.0	07/31/23 13:20	
EPA 6010	Boron	6230	ug/L	100	07/31/23 13:20	
EPA 6010	Calcium	190000	ug/L	1000	07/31/23 13:20	
EPA 6010	Iron	2900	ug/L	100	07/31/23 13:20	
EPA 6010	Lithium	82.0	ug/L	20.0	07/31/23 13:20	
EPA 6010	Magnesium	51000	ug/L	1000	07/31/23 13:20	
EPA 6010	Manganese	396	ug/L	10.0	07/31/23 13:20	
EPA 6010	Molybdenum	160	ug/L	10.0	07/31/23 13:20	
EPA 6010	Potassium	12400	ug/L	1000	07/31/23 13:20	

REPORT OF LABORATORY ANALYSIS

This report shall not be reproduced, except in full,
 without the written consent of Pace Analytical Services, LLC.



SUMMARY OF DETECTION

Project: Harding Street P1R1
 Pace Project No.: 50350205

Lab Sample ID Method	Client Sample ID Parameters	Result	Units	Report Limit	Analyzed	Qualifiers
50350205002	MW12D1					
EPA 6010	Silica	12600	ug/L	450	07/31/23 13:20	N2
EPA 6010	Sodium	136000	ug/L	1000	07/31/23 13:20	
EPA 6010	Iron, Dissolved	2800	ug/L	100	08/02/23 03:27	
EPA 6010	Manganese, Dissolved	393	ug/L	10.0	08/02/23 03:27	
EPA 6010	Molybdenum, Dissolved	162	ug/L	10.0	08/02/23 03:27	
EPA 6020	Arsenic	293	ug/L	3.0	08/03/23 18:25	
EPA 903.1	Radium-226	0.757 ± 0.450 (0.428)	pCi/L		08/11/23 14:07	
EPA 904.0	Radium-228	C:NA T:91% 1.08 ± 0.452 (0.719)	pCi/L		08/14/23 12:35	
		C:75% T:84%				
Total Radium Calculation	Total Radium	1.84 ± 0.902 (1.15)	pCi/L		08/21/23 16:46	
SM 2320B	Alkalinity, Total as CaCO3	247	mg/L	10.0	07/28/23 21:47	
SM 2320B	Alkalinity, Bicarbonate (CaCO3)	247	mg/L	10.0	07/28/23 21:47	
SM 2540C	Total Dissolved Solids	1290	mg/L	20.0	07/28/23 15:19	
SM 4500-H+B	pH at 25 Degrees C	7.5	Std. Units	0.10	08/09/23 13:41	H3
EPA 365.1	Phosphate as P04	0.55	mg/L	0.15	07/31/23 16:48	
SM 5310C	Total Organic Carbon	1.4	mg/L	1.0	07/29/23 03:38	
50350205003	MW171					
EPA 9056	Chloride	92.3	mg/L	2.5	08/06/23 08:03	
EPA 9056	Fluoride	0.28	mg/L	0.10	08/06/23 07:45	
EPA 9056	Sulfate	72.3	mg/L	2.5	08/06/23 08:03	
EPA 6010	Barium	124	ug/L	10.0	07/31/23 13:27	
EPA 6010	Boron	130	ug/L	100	07/31/23 13:27	
EPA 6010	Calcium	72700	ug/L	1000	07/31/23 13:27	
EPA 6010	Iron	1530	ug/L	100	07/31/23 13:27	
EPA 6010	Magnesium	21400	ug/L	1000	07/31/23 13:27	
EPA 6010	Manganese	250	ug/L	10.0	07/31/23 13:27	
EPA 6010	Potassium	4970	ug/L	1000	07/31/23 13:27	
EPA 6010	Silica	7390	ug/L	450	07/31/23 13:27	N2
EPA 6010	Sodium	71100	ug/L	1000	07/31/23 13:27	
EPA 6010	Iron, Dissolved	1450	ug/L	100	08/02/23 03:29	
EPA 6010	Manganese, Dissolved	245	ug/L	10.0	08/02/23 03:29	
EPA 6020	Arsenic	2.1	ug/L	1.0	08/02/23 17:08	
EPA 903.1	Radium-226	1.15 ± 0.507 (0.367)	pCi/L		08/11/23 14:07	
EPA 904.0	Radium-228	C:NA T:91% 1.30 ± 0.464 (0.636)	pCi/L		08/14/23 12:36	
		C:75% T:84%				

REPORT OF LABORATORY ANALYSIS

This report shall not be reproduced, except in full,
 without the written consent of Pace Analytical Services, LLC.



SUMMARY OF DETECTION

Project: Harding Street P1R1

Pace Project No.: 50350205

Lab Sample ID	Client Sample ID	Result	Units	Report Limit	Analyzed	Qualifiers
Method	Parameters					
50350205003	MW171					
Total Radium Calculation	Total Radium	2.45 ± 0.971 (1.00)	pCi/L		08/21/23 16:46	
SM 2320B	Alkalinity, Total as CaCO3	229	mg/L	10.0	07/28/23 21:47	
SM 2320B	Alkalinity,Bicarbonate (CaCO3)	229	mg/L	10.0	07/28/23 21:47	
SM 2540C	Total Dissolved Solids	468	mg/L	10.0	07/28/23 15:19	
SM 4500-H+B	pH at 25 Degrees C	7.6	Std. Units	0.10	08/09/23 13:42	H3
EPA 365.1	Phosphate as P04	0.39	mg/L	0.15	07/31/23 16:50	
SM 5310C	Total Organic Carbon	1.9	mg/L	1.0	07/28/23 18:14	
SM 5310C	Dissolved Organic Carbon	2.0	mg/L	1.0	07/28/23 20:42	
50350205004	MW171L					
EPA 9056	Chloride	94.9	mg/L	2.5	08/06/23 11:19	
EPA 9056	Fluoride	0.27	mg/L	0.10	08/06/23 11:01	
EPA 9056	Sulfate	70.6	mg/L	2.5	08/06/23 11:19	
EPA 6010	Barium	171	ug/L	10.0	07/31/23 13:43	
EPA 6010	Boron	144	ug/L	100	07/31/23 13:43	
EPA 6010	Calcium	77300	ug/L	1000	07/31/23 13:43	
EPA 6010	Iron	1940	ug/L	100	07/31/23 13:43	
EPA 6010	Magnesium	21000	ug/L	1000	07/31/23 13:43	
EPA 6010	Manganese	251	ug/L	10.0	07/31/23 13:43	
EPA 6010	Potassium	5390	ug/L	1000	07/31/23 13:43	
EPA 6010	Silica	8110	ug/L	450	07/31/23 13:43	N2
EPA 6010	Sodium	65400	ug/L	1000	07/31/23 13:43	
EPA 6010	Iron, Dissolved	1810	ug/L	100	08/02/23 03:40	
EPA 6010	Manganese, Dissolved	245	ug/L	10.0	08/02/23 03:40	
EPA 6020	Arsenic	2.8	ug/L	1.0	08/02/23 17:31	
EPA 903.1	Radium-226	1.81 ± 0.838 (0.813)	pCi/L		08/11/23 14:07	
EPA 904.0	Radium-228	0.795 ± 0.379 (0.626)	pCi/L		08/14/23 12:36	
		C:NA T:85%				
		C:75%				
		T:87%				
Total Radium Calculation	Total Radium	2.61 ± 1.22 (1.44)	pCi/L		08/21/23 16:46	
SM 2320B	Alkalinity, Total as CaCO3	238	mg/L	10.0	07/28/23 21:47	
SM 2320B	Alkalinity,Bicarbonate (CaCO3)	238	mg/L	10.0	07/28/23 21:47	
SM 2540C	Total Dissolved Solids	489	mg/L	10.0	07/28/23 15:20	
SM 4500-H+B	pH at 25 Degrees C	7.4	Std. Units	0.10	08/09/23 13:43	H3
EPA 365.1	Phosphate as P04	0.21	mg/L	0.15	07/31/23 16:52	
SM 5310C	Total Organic Carbon	1.7	mg/L	1.0	07/29/23 03:58	
SM 5310C	Dissolved Organic Carbon	2.3	mg/L	1.0	07/28/23 21:17	
50350205005	MW-6I					
EPA 9056	Chloride	295	mg/L	25.0	08/06/23 12:27	
EPA 9056	Fluoride	0.39	mg/L	0.10	08/06/23 11:55	
EPA 9056	Sulfate	485	mg/L	25.0	08/06/23 12:27	

REPORT OF LABORATORY ANALYSIS

This report shall not be reproduced, except in full,
without the written consent of Pace Analytical Services, LLC.



SUMMARY OF DETECTION

Project: Harding Street P1R1
 Pace Project No.: 50350205

Lab Sample ID Method	Client Sample ID Parameters	Result	Units	Report Limit	Analyzed	Qualifiers
50350205005	MW-6I					
EPA 903.1	Radium-226	0.0620 ± 0.470 (0.930) C:NA T:85%	pCi/L		08/11/23 14:20	
EPA 904.0	Radium-228	2.37 ± 0.709 (0.844) C:72% T:76%	pCi/L		08/14/23 12:36	
Total Radium Calculation	Total Radium	2.43 ± 1.18 (1.77)	pCi/L		08/21/23 16:46	
SM 2320B	Alkalinity, Total as CaCO3	290	mg/L	10.0	07/28/23 21:47	
SM 2320B	Alkalinity,Bicarbonate (CaCO3)	290	mg/L	10.0	07/28/23 21:47	
SM 2540C	Total Dissolved Solids	1690	mg/L	20.0	07/28/23 15:20	
SM 4500-H+B	pH at 25 Degrees C	6.8	Std. Units	0.10	08/09/23 13:45	H3
EPA 365.1	Phosphate as P04	0.26	mg/L	0.15	07/31/23 16:53	
50350205006	MW171 MS					
EPA 903.1	Radium-226	90.79 %REC ± NA (NA) C:NA T:NA	pCi/L		08/11/23 14:50	
EPA 904.0	Radium-228	71.02 %REC ± NA (NA) C:NA T:NA	pCi/L		08/14/23 12:36	
50350205007	MW171 MSD					
EPA 903.1	Radium-226	103.47 %REC 13.06RPD ± NA (NA) C:NA T:NA	pCi/L		08/11/23 14:50	
EPA 904.0	Radium-228	72.85 %REC 2.55RPD ± NA (NA) C:NA T:NA	pCi/L		08/14/23 12:36	
50350205008	MW-6I					
EPA 6010	Aluminum	1030	ug/L	200	07/31/23 13:50	
EPA 6010	Barium	33.0	ug/L	10.0	07/31/23 13:50	
EPA 6010	Boron	2890	ug/L	100	07/31/23 13:50	
EPA 6010	Calcium	186000	ug/L	1000	07/31/23 13:50	
EPA 6010	Iron	5010	ug/L	100	07/31/23 13:50	
EPA 6010	Lithium	67.1	ug/L	20.0	07/31/23 13:50	
EPA 6010	Magnesium	75500	ug/L	1000	07/31/23 13:50	
EPA 6010	Manganese	460	ug/L	10.0	07/31/23 13:50	
EPA 6010	Molybdenum	138	ug/L	10.0	07/31/23 13:50	
EPA 6010	Potassium	13900	ug/L	1000	07/31/23 13:50	
EPA 6010	Silica	16300	ug/L	450	07/31/23 13:50	N2
EPA 6010	Sodium	207000	ug/L	2000	07/31/23 14:08	
EPA 6010	Iron, Dissolved	4040	ug/L	100	08/03/23 16:56	

REPORT OF LABORATORY ANALYSIS

This report shall not be reproduced, except in full,
 without the written consent of Pace Analytical Services, LLC.



SUMMARY OF DETECTION

Project: Harding Street P1R1

Pace Project No.: 50350205

Lab Sample ID Method	Client Sample ID Parameters	Result	Units	Report Limit	Analyzed	Qualifiers
50350205008	MW-6I					
EPA 6010	Manganese, Dissolved	484	ug/L	10.0	08/03/23 16:56	
EPA 6010	Molybdenum, Dissolved	145	ug/L	10.0	08/03/23 16:56	
EPA 6020	Arsenic	9.2	ug/L	1.0	08/02/23 17:34	

REPORT OF LABORATORY ANALYSIS

This report shall not be reproduced, except in full,
without the written consent of Pace Analytical Services, LLC.



ANALYTICAL RESULTS

Project: Harding Street P1R1

Pace Project No.: 50350205

Sample: MW5D Lab ID: 50350205001 Collected: 07/26/23 15:40 Received: 07/26/23 17:15 Matrix: Water

Parameters	Results	Units	Report			Prepared	Analyzed	CAS No.	Qual
			Limit	MDL	DF				
9056 IC Anions									
Analytical Method: EPA 9056									
Pace Analytical Services - Indianapolis									
Chloride	227	mg/L	2.5	0.67	10		08/06/23 05:04	16887-00-6	
Fluoride	0.62	mg/L	0.10	0.017	1		08/06/23 04:46	16984-48-8	
Sulfate	467	mg/L	2.5	1.9	10		08/06/23 05:04	14808-79-8	
6010 MET ICP									
Analytical Method: EPA 6010 Preparation Method: EPA 3010									
Pace Analytical Services - Indianapolis									
Aluminum	279	ug/L	200	42.2	1	07/30/23 17:35	07/31/23 13:18	7429-90-5	
Barium	32.9	ug/L	10.0	1.9	1	07/30/23 17:35	07/31/23 13:18	7440-39-3	
Boron	4500	ug/L	100	12.3	1	07/30/23 17:35	07/31/23 13:18	7440-42-8	
Cadmium	ND	ug/L	2.0	0.59	1	07/30/23 17:35	07/31/23 13:18	7440-43-9	
Calcium	187000	ug/L	1000	143	1	07/30/23 17:35	07/31/23 13:18	7440-70-2	
Chromium	ND	ug/L	10.0	1.4	1	07/30/23 17:35	07/31/23 13:18	7440-47-3	
Iron	3330	ug/L	100	28.6	1	07/30/23 17:35	07/31/23 13:18	7439-89-6	
Lead	ND	ug/L	10.0	3.1	1	07/30/23 17:35	07/31/23 13:18	7439-92-1	
Lithium	69.6	ug/L	20.0	6.2	1	07/30/23 17:35	07/31/23 13:18	7439-93-2	
Magnesium	53800	ug/L	1000	45.6	1	07/30/23 17:35	07/31/23 13:18	7439-95-4	
Manganese	296	ug/L	10.0	2.8	1	07/30/23 17:35	07/31/23 13:18	7439-96-5	
Molybdenum	183	ug/L	10.0	1.2	1	07/30/23 17:35	07/31/23 13:18	7439-98-7	
Potassium	10300	ug/L	1000	219	1	07/30/23 17:35	07/31/23 13:18	7440-09-7	
Silica	13500	ug/L	450		1	07/30/23 17:35	07/31/23 13:18	7631-86-9	N2
Sodium	140000	ug/L	1000	288	1	07/30/23 17:35	07/31/23 13:18	7440-23-5	
6010 MET ICP, Dissolved									
Analytical Method: EPA 6010 Preparation Method: EPA 3010									
Pace Analytical Services - Indianapolis									
Iron, Dissolved	2930	ug/L	100	28.6	1	08/01/23 08:33	08/02/23 03:25	7439-89-6	
Manganese, Dissolved	285	ug/L	10.0	2.8	1	08/01/23 08:33	08/02/23 03:25	7439-96-5	
Molybdenum, Dissolved	181	ug/L	10.0	1.2	1	08/01/23 08:33	08/02/23 03:25	7439-98-7	
6020 MET ICPMS									
Analytical Method: EPA 6020 Preparation Method: EPA 200.2									
Pace Analytical Services - Indianapolis									
Antimony	ND	ug/L	1.0	0.49	1	07/29/23 07:30	08/02/23 16:54	7440-36-0	
Arsenic	60.4	ug/L	1.0	0.075	1	07/29/23 07:30	08/02/23 16:54	7440-38-2	
Beryllium	ND	ug/L	0.20	0.035	1	07/29/23 07:30	08/02/23 16:54	7440-41-7	
Cobalt	ND	ug/L	1.0	0.046	1	07/29/23 07:30	08/02/23 16:54	7440-48-4	
Selenium	ND	ug/L	1.0	0.20	1	07/29/23 07:30	08/02/23 16:54	7782-49-2	
Thallium	ND	ug/L	1.0	0.040	1	07/29/23 07:30	08/02/23 16:54	7440-28-0	
7470 Mercury									
Analytical Method: EPA 7470 Preparation Method: EPA 7470									
Pace Analytical Services - Indianapolis									
Mercury	ND	ug/L	0.20	0.12	1	08/03/23 19:01	08/04/23 10:01	7439-97-6	
2320B Alkalinity									
Analytical Method: SM 2320B									
Pace Analytical Services - Indianapolis									
Alkalinity, Total as CaCO3	319	mg/L	10.0	10.0	1		07/28/23 21:47		

REPORT OF LABORATORY ANALYSIS

This report shall not be reproduced, except in full,
without the written consent of Pace Analytical Services, LLC.



ANALYTICAL RESULTS

Project: Harding Street P1R1
 Pace Project No.: 50350205

Sample: MW5D Lab ID: 50350205001 Collected: 07/26/23 15:40 Received: 07/26/23 17:15 Matrix: Water									
Parameters	Results	Units	Report Limit	MDL	DF	Prepared	Analyzed	CAS No.	Qual
2320B Alkalinity									
Analytical Method: SM 2320B Pace Analytical Services - Indianapolis									
Alkalinity,Bicarbonate (CaCO3)	319	mg/L	10.0	10.0	1		07/28/23 21:47		
Alkalinity,Carbonate (CaCO3)	ND	mg/L	10.0	10.0	1		07/28/23 21:47		
2540C Total Dissolved Solids									
Analytical Method: SM 2540C Pace Analytical Services - Indianapolis									
Total Dissolved Solids	1270	mg/L	20.0	20.0	1		07/28/23 15:19		
4500H+ pH, Electrometric									
Analytical Method: SM 4500-H+B Pace Analytical Services - Indianapolis									
pH at 25 Degrees C	7.5	Std. Units	0.10	0.10	1		08/09/23 13:40		H3
4500S2D Sulfide Water									
Analytical Method: SM 4500-S2-D Pace Analytical Services - Indianapolis									
Sulfide	ND	mg/L	0.10	0.025	1		07/28/23 10:24	18496-25-8	
Iron, Ferrous									
Analytical Method: HACH 8146 Pace Analytical Services - Indianapolis									
Iron, Ferrous	ND	mg/L	0.20	0.035	1		08/09/23 13:01	15438-31-0	H3,N2
353.2 Nitrogen, NO2/NO3 unpres									
Analytical Method: EPA 353.2 Pace Analytical Services - Indianapolis									
Nitrogen, Nitrate	ND	mg/L	0.10	0.011	1		07/27/23 10:03	14797-55-8	
Nitrogen, Nitrite	ND	mg/L	0.10	0.0040	1		07/27/23 10:03	14797-65-0	
365.1 Total Phosphorus									
Analytical Method: EPA 365.1 Preparation Method: EPA 365.1 Pace Analytical Services - Indianapolis									
Phosphate as P04	0.42	mg/L	0.15	0.15	1	07/28/23 11:00	07/31/23 16:48		
5310C TOC									
Analytical Method: SM 5310C Pace Analytical Services - Indianapolis									
Total Organic Carbon	ND	mg/L	4.0	0.94	4		08/01/23 11:46	7440-44-0	D3
5310C Dissolved Organic Carbon									
Analytical Method: SM 5310C Pace Analytical Services - Indianapolis									
Dissolved Organic Carbon	ND	mg/L	4.0	0.94	4		07/31/23 12:18		D3

REPORT OF LABORATORY ANALYSIS

This report shall not be reproduced, except in full,
 without the written consent of Pace Analytical Services, LLC.



ANALYTICAL RESULTS

Project: Harding Street P1R1
 Pace Project No.: 50350205

Sample: MW12D1 **Lab ID: 50350205002** Collected: 07/26/23 13:45 Received: 07/26/23 17:15 Matrix: Water

Parameters	Results	Units	Report			Prepared	Analyzed	CAS No.	Qual
			Limit	MDL	DF				
9056 IC Anions									
Analytical Method: EPA 9056									
Pace Analytical Services - Indianapolis									
Chloride	183	mg/L	2.5	0.67	10		08/06/23 05:58	16887-00-6	
Fluoride	1.1	mg/L	0.10	0.017	1		08/06/23 05:40	16984-48-8	
Sulfate	466	mg/L	25.0	19.0	100		08/06/23 06:16	14808-79-8	
6010 MET ICP									
Analytical Method: EPA 6010 Preparation Method: EPA 3010									
Pace Analytical Services - Indianapolis									
Aluminum	ND	ug/L	200	42.2	1	07/30/23 17:35	07/31/23 13:20	7429-90-5	
Barium	65.4	ug/L	10.0	1.9	1	07/30/23 17:35	07/31/23 13:20	7440-39-3	
Boron	6230	ug/L	100	12.3	1	07/30/23 17:35	07/31/23 13:20	7440-42-8	
Cadmium	ND	ug/L	2.0	0.59	1	07/30/23 17:35	07/31/23 13:20	7440-43-9	
Calcium	190000	ug/L	1000	143	1	07/30/23 17:35	07/31/23 13:20	7440-70-2	
Chromium	ND	ug/L	10.0	1.4	1	07/30/23 17:35	07/31/23 13:20	7440-47-3	
Iron	2900	ug/L	100	28.6	1	07/30/23 17:35	07/31/23 13:20	7439-89-6	
Lead	ND	ug/L	10.0	3.1	1	07/30/23 17:35	07/31/23 13:20	7439-92-1	
Lithium	82.0	ug/L	20.0	6.2	1	07/30/23 17:35	07/31/23 13:20	7439-93-2	
Magnesium	51000	ug/L	1000	45.6	1	07/30/23 17:35	07/31/23 13:20	7439-95-4	
Manganese	396	ug/L	10.0	2.8	1	07/30/23 17:35	07/31/23 13:20	7439-96-5	
Molybdenum	160	ug/L	10.0	1.2	1	07/30/23 17:35	07/31/23 13:20	7439-98-7	
Potassium	12400	ug/L	1000	219	1	07/30/23 17:35	07/31/23 13:20	7440-09-7	
Silica	12600	ug/L	450		1	07/30/23 17:35	07/31/23 13:20	7631-86-9	N2
Sodium	136000	ug/L	1000	288	1	07/30/23 17:35	07/31/23 13:20	7440-23-5	
6010 MET ICP, Dissolved									
Analytical Method: EPA 6010 Preparation Method: EPA 3010									
Pace Analytical Services - Indianapolis									
Iron, Dissolved	2800	ug/L	100	28.6	1	08/01/23 08:33	08/02/23 03:27	7439-89-6	
Manganese, Dissolved	393	ug/L	10.0	2.8	1	08/01/23 08:33	08/02/23 03:27	7439-96-5	
Molybdenum, Dissolved	162	ug/L	10.0	1.2	1	08/01/23 08:33	08/02/23 03:27	7439-98-7	
6020 MET ICPMS									
Analytical Method: EPA 6020 Preparation Method: EPA 200.2									
Pace Analytical Services - Indianapolis									
Antimony	ND	ug/L	1.0	0.49	1	07/29/23 07:30	08/02/23 16:58	7440-36-0	
Arsenic	293	ug/L	3.0	0.22	3	07/29/23 07:30	08/03/23 18:25	7440-38-2	
Beryllium	ND	ug/L	0.20	0.035	1	07/29/23 07:30	08/02/23 16:58	7440-41-7	
Cobalt	ND	ug/L	1.0	0.046	1	07/29/23 07:30	08/02/23 16:58	7440-48-4	
Selenium	ND	ug/L	1.0	0.20	1	07/29/23 07:30	08/02/23 16:58	7782-49-2	
Thallium	ND	ug/L	1.0	0.040	1	07/29/23 07:30	08/02/23 16:58	7440-28-0	
7470 Mercury									
Analytical Method: EPA 7470 Preparation Method: EPA 7470									
Pace Analytical Services - Indianapolis									
Mercury	ND	ug/L	0.20	0.12	1	08/03/23 19:01	08/04/23 10:03	7439-97-6	
2320B Alkalinity									
Analytical Method: SM 2320B									
Pace Analytical Services - Indianapolis									
Alkalinity, Total as CaCO3	247	mg/L	10.0	10.0	1		07/28/23 21:47		

REPORT OF LABORATORY ANALYSIS

This report shall not be reproduced, except in full,
 without the written consent of Pace Analytical Services, LLC.



ANALYTICAL RESULTS

Project: Harding Street P1R1
 Pace Project No.: 50350205

Sample: MW12D1		Lab ID: 50350205002		Collected: 07/26/23 13:45	Received: 07/26/23 17:15	Matrix: Water			
Parameters	Results	Units	Report Limit	MDL	DF	Prepared	Analyzed	CAS No.	Qual
2320B Alkalinity		Analytical Method: SM 2320B Pace Analytical Services - Indianapolis							
Alkalinity,Bicarbonate (CaCO3)	247	mg/L	10.0	10.0	1		07/28/23 21:47		
Alkalinity,Carbonate (CaCO3)	ND	mg/L	10.0	10.0	1		07/28/23 21:47		
2540C Total Dissolved Solids		Analytical Method: SM 2540C Pace Analytical Services - Indianapolis							
Total Dissolved Solids	1290	mg/L	20.0	20.0	1		07/28/23 15:19		
4500H+ pH, Electrometric		Analytical Method: SM 4500-H+B Pace Analytical Services - Indianapolis							
pH at 25 Degrees C	7.5	Std. Units	0.10	0.10	1		08/09/23 13:41		H3
4500S2D Sulfide Water		Analytical Method: SM 4500-S2-D Pace Analytical Services - Indianapolis							
Sulfide	ND	mg/L	0.10	0.025	1		07/28/23 10:24	18496-25-8	
Iron, Ferrous		Analytical Method: HACH 8146 Pace Analytical Services - Indianapolis							
Iron, Ferrous	ND	mg/L	0.20	0.035	1		08/09/23 12:45	15438-31-0	H3,N2
353.2 Nitrogen, NO2/NO3 unpres		Analytical Method: EPA 353.2 Pace Analytical Services - Indianapolis							
Nitrogen, Nitrate	ND	mg/L	0.10	0.011	1		07/27/23 09:57	14797-55-8	
Nitrogen, Nitrite	ND	mg/L	0.10	0.0040	1		07/27/23 09:57	14797-65-0	
365.1 Total Phosphorus		Analytical Method: EPA 365.1 Preparation Method: EPA 365.1 Pace Analytical Services - Indianapolis							
Phosphate as P04	0.55	mg/L	0.15	0.15	1	07/28/23 11:00	07/31/23 16:48		
5310C TOC		Analytical Method: SM 5310C Pace Analytical Services - Indianapolis							
Total Organic Carbon	1.4	mg/L	1.0	0.24	1		07/29/23 03:38	7440-44-0	
5310C Dissolved Organic Carbon		Analytical Method: SM 5310C Pace Analytical Services - Indianapolis							
Dissolved Organic Carbon	ND	mg/L	4.0	0.94	4		07/31/23 12:28		D3

REPORT OF LABORATORY ANALYSIS

This report shall not be reproduced, except in full,
 without the written consent of Pace Analytical Services, LLC.



ANALYTICAL RESULTS

Project: Harding Street P1R1

Pace Project No.: 50350205

Sample: MW171 **Lab ID: 50350205003** Collected: 07/26/23 11:30 Received: 07/26/23 17:15 Matrix: Water

Parameters	Results	Units	Report			Prepared	Analyzed	CAS No.	Qual
			Limit	MDL	DF				
9056 IC Anions									
Analytical Method: EPA 9056									
Pace Analytical Services - Indianapolis									
Chloride	92.3	mg/L	2.5	0.67	10		08/06/23 08:03	16887-00-6	
Fluoride	0.28	mg/L	0.10	0.017	1		08/06/23 07:45	16984-48-8	
Sulfate	72.3	mg/L	2.5	1.9	10		08/06/23 08:03	14808-79-8	
6010 MET ICP									
Analytical Method: EPA 6010 Preparation Method: EPA 3010									
Pace Analytical Services - Indianapolis									
Aluminum	ND	ug/L	200	42.2	1	07/30/23 17:35	07/31/23 13:27	7429-90-5	
Barium	124	ug/L	10.0	1.9	1	07/30/23 17:35	07/31/23 13:27	7440-39-3	
Boron	130	ug/L	100	12.3	1	07/30/23 17:35	07/31/23 13:27	7440-42-8	
Cadmium	ND	ug/L	2.0	0.59	1	07/30/23 17:35	07/31/23 13:27	7440-43-9	
Calcium	72700	ug/L	1000	143	1	07/30/23 17:35	07/31/23 13:27	7440-70-2	
Chromium	ND	ug/L	10.0	1.4	1	07/30/23 17:35	07/31/23 13:27	7440-47-3	
Iron	1530	ug/L	100	28.6	1	07/30/23 17:35	07/31/23 13:27	7439-89-6	
Lead	ND	ug/L	10.0	3.1	1	07/30/23 17:35	07/31/23 13:27	7439-92-1	
Lithium	ND	ug/L	20.0	6.2	1	07/30/23 17:35	07/31/23 13:27	7439-93-2	
Magnesium	21400	ug/L	1000	45.6	1	07/30/23 17:35	07/31/23 13:27	7439-95-4	
Manganese	250	ug/L	10.0	2.8	1	07/30/23 17:35	07/31/23 13:27	7439-96-5	
Molybdenum	ND	ug/L	10.0	1.2	1	07/30/23 17:35	07/31/23 13:27	7439-98-7	
Potassium	4970	ug/L	1000	219	1	07/30/23 17:35	07/31/23 13:27	7440-09-7	
Silica	7390	ug/L	450		1	07/30/23 17:35	07/31/23 13:27	7631-86-9	N2
Sodium	71100	ug/L	1000	288	1	07/30/23 17:35	07/31/23 13:27	7440-23-5	
6010 MET ICP, Dissolved									
Analytical Method: EPA 6010 Preparation Method: EPA 3010									
Pace Analytical Services - Indianapolis									
Iron, Dissolved	1450	ug/L	100	28.6	1	08/01/23 08:33	08/02/23 03:29	7439-89-6	
Manganese, Dissolved	245	ug/L	10.0	2.8	1	08/01/23 08:33	08/02/23 03:29	7439-96-5	
Molybdenum, Dissolved	ND	ug/L	10.0	1.2	1	08/01/23 08:33	08/02/23 03:29	7439-98-7	
6020 MET ICPMS									
Analytical Method: EPA 6020 Preparation Method: EPA 200.2									
Pace Analytical Services - Indianapolis									
Antimony	ND	ug/L	1.0	0.49	1	07/29/23 07:30	08/02/23 17:08	7440-36-0	
Arsenic	2.1	ug/L	1.0	0.075	1	07/29/23 07:30	08/02/23 17:08	7440-38-2	
Beryllium	ND	ug/L	0.20	0.035	1	07/29/23 07:30	08/02/23 17:08	7440-41-7	
Cobalt	ND	ug/L	1.0	0.046	1	07/29/23 07:30	08/02/23 17:08	7440-48-4	
Selenium	ND	ug/L	1.0	0.20	1	07/29/23 07:30	08/02/23 17:08	7782-49-2	
Thallium	ND	ug/L	1.0	0.040	1	07/29/23 07:30	08/02/23 17:08	7440-28-0	
7470 Mercury									
Analytical Method: EPA 7470 Preparation Method: EPA 7470									
Pace Analytical Services - Indianapolis									
Mercury	ND	ug/L	0.20	0.12	1	08/03/23 19:01	08/04/23 10:06	7439-97-6	
2320B Alkalinity									
Analytical Method: SM 2320B									
Pace Analytical Services - Indianapolis									
Alkalinity, Total as CaCO3	229	mg/L	10.0	10.0	1		07/28/23 21:47		

REPORT OF LABORATORY ANALYSIS

This report shall not be reproduced, except in full,
without the written consent of Pace Analytical Services, LLC.



ANALYTICAL RESULTS

Project: Harding Street P1R1
 Pace Project No.: 50350205

Sample: MW171 Lab ID: 50350205003 Collected: 07/26/23 11:30 Received: 07/26/23 17:15 Matrix: Water									
Parameters	Results	Units	Report Limit	MDL	DF	Prepared	Analyzed	CAS No.	Qual
2320B Alkalinity									
Analytical Method: SM 2320B Pace Analytical Services - Indianapolis									
Alkalinity,Bicarbonate (CaCO3)	229	mg/L	10.0	10.0	1		07/28/23 21:47		
Alkalinity,Carbonate (CaCO3)	ND	mg/L	10.0	10.0	1		07/28/23 21:47		
2540C Total Dissolved Solids									
Analytical Method: SM 2540C Pace Analytical Services - Indianapolis									
Total Dissolved Solids	468	mg/L	10.0	10.0	1		07/28/23 15:19		
4500H+ pH, Electrometric									
Analytical Method: SM 4500-H+B Pace Analytical Services - Indianapolis									
pH at 25 Degrees C	7.6	Std. Units	0.10	0.10	1		08/09/23 13:42		H3
4500S2D Sulfide Water									
Analytical Method: SM 4500-S2-D Pace Analytical Services - Indianapolis									
Sulfide	ND	mg/L	0.10	0.025	1		07/28/23 10:24	18496-25-8	
Iron, Ferrous									
Analytical Method: HACH 8146 Pace Analytical Services - Indianapolis									
Iron, Ferrous	ND	mg/L	0.20	0.035	1		08/09/23 12:44	15438-31-0	H3,N2
353.2 Nitrogen, NO2/NO3 unpres									
Analytical Method: EPA 353.2 Pace Analytical Services - Indianapolis									
Nitrogen, Nitrate	ND	mg/L	0.10	0.011	1		07/27/23 09:46	14797-55-8	
Nitrogen, Nitrite	ND	mg/L	0.10	0.0040	1		07/27/23 09:46	14797-65-0	
365.1 Total Phosphorus									
Analytical Method: EPA 365.1 Preparation Method: EPA 365.1 Pace Analytical Services - Indianapolis									
Phosphate as P04	0.39	mg/L	0.15	0.15	1	07/28/23 11:00	07/31/23 16:50		
5310C TOC									
Analytical Method: SM 5310C Pace Analytical Services - Indianapolis									
Total Organic Carbon	1.9	mg/L	1.0	0.24	1		07/28/23 18:14	7440-44-0	
5310C Dissolved Organic Carbon									
Analytical Method: SM 5310C Pace Analytical Services - Indianapolis									
Dissolved Organic Carbon	2.0	mg/L	1.0	0.24	1		07/28/23 20:42		

REPORT OF LABORATORY ANALYSIS

This report shall not be reproduced, except in full,
 without the written consent of Pace Analytical Services, LLC.



ANALYTICAL RESULTS

Project: Harding Street P1R1
 Pace Project No.: 50350205

Sample: MW171L **Lab ID: 50350205004** Collected: 07/26/23 15:05 Received: 07/26/23 17:15 Matrix: Water

Parameters	Results	Units	Report			Prepared	Analyzed	CAS No.	Qual
			Limit	MDL	DF				
9056 IC Anions									
Analytical Method: EPA 9056									
Pace Analytical Services - Indianapolis									
Chloride	94.9	mg/L	2.5	0.67	10		08/06/23 11:19	16887-00-6	
Fluoride	0.27	mg/L	0.10	0.017	1		08/06/23 11:01	16984-48-8	
Sulfate	70.6	mg/L	2.5	1.9	10		08/06/23 11:19	14808-79-8	
6010 MET ICP									
Analytical Method: EPA 6010 Preparation Method: EPA 3010									
Pace Analytical Services - Indianapolis									
Aluminum	ND	ug/L	200	42.2	1	07/30/23 17:35	07/31/23 13:43	7429-90-5	
Barium	171	ug/L	10.0	1.9	1	07/30/23 17:35	07/31/23 13:43	7440-39-3	
Boron	144	ug/L	100	12.3	1	07/30/23 17:35	07/31/23 13:43	7440-42-8	
Cadmium	ND	ug/L	2.0	0.59	1	07/30/23 17:35	07/31/23 13:43	7440-43-9	
Calcium	77300	ug/L	1000	143	1	07/30/23 17:35	07/31/23 13:43	7440-70-2	
Chromium	ND	ug/L	10.0	1.4	1	07/30/23 17:35	07/31/23 13:43	7440-47-3	
Iron	1940	ug/L	100	28.6	1	07/30/23 17:35	07/31/23 13:43	7439-89-6	
Lead	ND	ug/L	10.0	3.1	1	07/30/23 17:35	07/31/23 13:43	7439-92-1	
Lithium	ND	ug/L	20.0	6.2	1	07/30/23 17:35	07/31/23 13:43	7439-93-2	
Magnesium	21000	ug/L	1000	45.6	1	07/30/23 17:35	07/31/23 13:43	7439-95-4	
Manganese	251	ug/L	10.0	2.8	1	07/30/23 17:35	07/31/23 13:43	7439-96-5	
Molybdenum	ND	ug/L	10.0	1.2	1	07/30/23 17:35	07/31/23 13:43	7439-98-7	
Potassium	5390	ug/L	1000	219	1	07/30/23 17:35	07/31/23 13:43	7440-09-7	
Silica	8110	ug/L	450		1	07/30/23 17:35	07/31/23 13:43	7631-86-9	N2
Sodium	65400	ug/L	1000	288	1	07/30/23 17:35	07/31/23 13:43	7440-23-5	
6010 MET ICP, Dissolved									
Analytical Method: EPA 6010 Preparation Method: EPA 3010									
Pace Analytical Services - Indianapolis									
Iron, Dissolved	1810	ug/L	100	28.6	1	08/01/23 08:33	08/02/23 03:40	7439-89-6	
Manganese, Dissolved	245	ug/L	10.0	2.8	1	08/01/23 08:33	08/02/23 03:40	7439-96-5	
Molybdenum, Dissolved	ND	ug/L	10.0	1.2	1	08/01/23 08:33	08/02/23 03:40	7439-98-7	
6020 MET ICPMS									
Analytical Method: EPA 6020 Preparation Method: EPA 200.2									
Pace Analytical Services - Indianapolis									
Antimony	ND	ug/L	1.0	0.49	1	07/29/23 07:30	08/02/23 17:31	7440-36-0	
Arsenic	2.8	ug/L	1.0	0.075	1	07/29/23 07:30	08/02/23 17:31	7440-38-2	
Beryllium	ND	ug/L	0.20	0.035	1	07/29/23 07:30	08/02/23 17:31	7440-41-7	
Cobalt	ND	ug/L	1.0	0.046	1	07/29/23 07:30	08/02/23 17:31	7440-48-4	
Selenium	ND	ug/L	1.0	0.20	1	07/29/23 07:30	08/02/23 17:31	7782-49-2	
Thallium	ND	ug/L	1.0	0.040	1	07/29/23 07:30	08/02/23 17:31	7440-28-0	
7470 Mercury									
Analytical Method: EPA 7470 Preparation Method: EPA 7470									
Pace Analytical Services - Indianapolis									
Mercury	ND	ug/L	0.20	0.12	1	08/03/23 19:01	08/04/23 10:13	7439-97-6	
2320B Alkalinity									
Analytical Method: SM 2320B									
Pace Analytical Services - Indianapolis									
Alkalinity, Total as CaCO3	238	mg/L	10.0	10.0	1		07/28/23 21:47		

REPORT OF LABORATORY ANALYSIS

This report shall not be reproduced, except in full,
 without the written consent of Pace Analytical Services, LLC.



ANALYTICAL RESULTS

Project: Harding Street P1R1
 Pace Project No.: 50350205

Sample: MW171L Lab ID: 50350205004 Collected: 07/26/23 15:05 Received: 07/26/23 17:15 Matrix: Water									
Parameters	Results	Units	Report Limit	MDL	DF	Prepared	Analyzed	CAS No.	Qual
2320B Alkalinity									
Analytical Method: SM 2320B Pace Analytical Services - Indianapolis									
Alkalinity,Bicarbonate (CaCO3)	238	mg/L	10.0	10.0	1		07/28/23 21:47		
Alkalinity,Carbonate (CaCO3)	ND	mg/L	10.0	10.0	1		07/28/23 21:47		
2540C Total Dissolved Solids									
Analytical Method: SM 2540C Pace Analytical Services - Indianapolis									
Total Dissolved Solids	489	mg/L	10.0	10.0	1		07/28/23 15:20		
4500H+ pH, Electrometric									
Analytical Method: SM 4500-H+B Pace Analytical Services - Indianapolis									
pH at 25 Degrees C	7.4	Std. Units	0.10	0.10	1		08/09/23 13:43		H3
4500S2D Sulfide Water									
Analytical Method: SM 4500-S2-D Pace Analytical Services - Indianapolis									
Sulfide	ND	mg/L	0.10	0.025	1		07/28/23 10:24	18496-25-8	
Iron, Ferrous									
Analytical Method: HACH 8146 Pace Analytical Services - Indianapolis									
Iron, Ferrous	ND	mg/L	0.20	0.035	1		08/09/23 13:01	15438-31-0	H3,N2
353.2 Nitrogen, NO2/NO3 unpres									
Analytical Method: EPA 353.2 Pace Analytical Services - Indianapolis									
Nitrogen, Nitrate	ND	mg/L	0.10	0.011	1		07/27/23 10:01	14797-55-8	
Nitrogen, Nitrite	ND	mg/L	0.10	0.0040	1		07/27/23 10:01	14797-65-0	
365.1 Total Phosphorus									
Analytical Method: EPA 365.1 Preparation Method: EPA 365.1 Pace Analytical Services - Indianapolis									
Phosphate as P04	0.21	mg/L	0.15	0.15	1	07/28/23 11:00	07/31/23 16:52		
5310C TOC									
Analytical Method: SM 5310C Pace Analytical Services - Indianapolis									
Total Organic Carbon	1.7	mg/L	1.0	0.24	1		07/29/23 03:58	7440-44-0	
5310C Dissolved Organic Carbon									
Analytical Method: SM 5310C Pace Analytical Services - Indianapolis									
Dissolved Organic Carbon	2.3	mg/L	1.0	0.24	1		07/28/23 21:17		

REPORT OF LABORATORY ANALYSIS

This report shall not be reproduced, except in full,
 without the written consent of Pace Analytical Services, LLC.



ANALYTICAL RESULTS

Project: Harding Street P1R1
Pace Project No.: 50350205

Sample: MW-6I **Lab ID: 50350205005** Collected: 07/26/23 14:15 Received: 07/26/23 17:15 Matrix: Water

Parameters	Results	Units	Report Limit	MDL	DF	Prepared	Analyzed	CAS No.	Qual
9056 IC Anions									
Analytical Method: EPA 9056									
Pace Analytical Services - Indianapolis									
Chloride	295	mg/L	25.0	6.7	100		08/06/23 12:27	16887-00-6	
Fluoride	0.39	mg/L	0.10	0.017	1		08/06/23 11:55	16984-48-8	
Sulfate	485	mg/L	25.0	19.0	100		08/06/23 12:27	14808-79-8	
2320B Alkalinity									
Analytical Method: SM 2320B									
Pace Analytical Services - Indianapolis									
Alkalinity, Total as CaCO3	290	mg/L	10.0	10.0	1		07/28/23 21:47		
Alkalinity,Bicarbonate (CaCO3)	290	mg/L	10.0	10.0	1		07/28/23 21:47		
Alkalinity,Carbonate (CaCO3)	ND	mg/L	10.0	10.0	1		07/28/23 21:47		
2540C Total Dissolved Solids									
Analytical Method: SM 2540C									
Pace Analytical Services - Indianapolis									
Total Dissolved Solids	1690	mg/L	20.0	20.0	1		07/28/23 15:20		
4500H+ pH, Electrometric									
Analytical Method: SM 4500-H+B									
Pace Analytical Services - Indianapolis									
pH at 25 Degrees C	6.8	Std. Units	0.10	0.10	1		08/09/23 13:45		H3
4500S2D Sulfide Water									
Analytical Method: SM 4500-S2-D									
Pace Analytical Services - Indianapolis									
Sulfide	ND	mg/L	0.10	0.025	1		07/28/23 10:24	18496-25-8	
Iron, Ferrous									
Analytical Method: HACH 8146									
Pace Analytical Services - Indianapolis									
Iron, Ferrous	ND	mg/L	0.20	0.035	1		08/09/23 12:45	15438-31-0	H3,N2
353.2 Nitrogen, NO2/NO3 unpres									
Analytical Method: EPA 353.2									
Pace Analytical Services - Indianapolis									
Nitrogen, Nitrate	ND	mg/L	0.10	0.011	1		07/27/23 09:59	14797-55-8	
Nitrogen, Nitrite	ND	mg/L	0.10	0.0040	1		07/27/23 09:59	14797-65-0	
365.1 Total Phosphorus									
Analytical Method: EPA 365.1 Preparation Method: EPA 365.1									
Pace Analytical Services - Indianapolis									
Phosphate as P04	0.26	mg/L	0.15	0.15	1	07/28/23 11:00	07/31/23 16:53		
5310C TOC									
Analytical Method: SM 5310C									
Pace Analytical Services - Indianapolis									
Total Organic Carbon	ND	mg/L	4.0	0.94	4		08/01/23 12:05	7440-44-0	D3
5310C Dissolved Organic Carbon									
Analytical Method: SM 5310C									
Pace Analytical Services - Indianapolis									
Dissolved Organic Carbon	ND	mg/L	4.0	0.94	4		07/31/23 12:38		D3

REPORT OF LABORATORY ANALYSIS

This report shall not be reproduced, except in full,
without the written consent of Pace Analytical Services, LLC.



ANALYTICAL RESULTS

Project: Harding Street P1R1

Pace Project No.: 50350205

Sample: MW-6I **Lab ID: 50350205008** Collected: 07/27/23 11:45 Received: 07/27/23 16:40 Matrix: Water

Parameters	Results	Units	Report			Prepared	Analyzed	CAS No.	Qual
			Limit	MDL	DF				
6010 MET ICP									
Analytical Method: EPA 6010 Preparation Method: EPA 3010									
Pace Analytical Services - Indianapolis									
Aluminum	1030	ug/L	200	42.2	1	07/30/23 17:35	07/31/23 13:50	7429-90-5	
Barium	33.0	ug/L	10.0	1.9	1	07/30/23 17:35	07/31/23 13:50	7440-39-3	
Boron	2890	ug/L	100	12.3	1	07/30/23 17:35	07/31/23 13:50	7440-42-8	
Cadmium	ND	ug/L	2.0	0.59	1	07/30/23 17:35	07/31/23 13:50	7440-43-9	
Calcium	186000	ug/L	1000	143	1	07/30/23 17:35	07/31/23 13:50	7440-70-2	
Chromium	ND	ug/L	10.0	1.4	1	07/30/23 17:35	07/31/23 13:50	7440-47-3	
Iron	5010	ug/L	100	28.6	1	07/30/23 17:35	07/31/23 13:50	7439-89-6	
Lead	ND	ug/L	10.0	3.1	1	07/30/23 17:35	07/31/23 13:50	7439-92-1	
Lithium	67.1	ug/L	20.0	6.2	1	07/30/23 17:35	07/31/23 13:50	7439-93-2	
Magnesium	75500	ug/L	1000	45.6	1	07/30/23 17:35	07/31/23 13:50	7439-95-4	
Manganese	460	ug/L	10.0	2.8	1	07/30/23 17:35	07/31/23 13:50	7439-96-5	
Molybdenum	138	ug/L	10.0	1.2	1	07/30/23 17:35	07/31/23 13:50	7439-98-7	
Potassium	13900	ug/L	1000	219	1	07/30/23 17:35	07/31/23 13:50	7440-09-7	
Silica	16300	ug/L	450		1	07/30/23 17:35	07/31/23 13:50	7631-86-9	N2
Sodium	207000	ug/L	2000	576	2	07/30/23 17:35	07/31/23 14:08	7440-23-5	
6010 MET ICP, Dissolved									
Analytical Method: EPA 6010 Preparation Method: EPA 3010									
Pace Analytical Services - Indianapolis									
Iron, Dissolved	4040	ug/L	100	28.6	1	08/03/23 06:38	08/03/23 16:56	7439-89-6	
Manganese, Dissolved	484	ug/L	10.0	2.8	1	08/03/23 06:38	08/03/23 16:56	7439-96-5	
Molybdenum, Dissolved	145	ug/L	10.0	1.2	1	08/03/23 06:38	08/03/23 16:56	7439-98-7	
6020 MET ICPMS									
Analytical Method: EPA 6020 Preparation Method: EPA 200.2									
Pace Analytical Services - Indianapolis									
Antimony	ND	ug/L	1.0	0.49	1	07/29/23 07:30	08/02/23 17:34	7440-36-0	
Arsenic	9.2	ug/L	1.0	0.075	1	07/29/23 07:30	08/02/23 17:34	7440-38-2	
Beryllium	ND	ug/L	0.20	0.035	1	07/29/23 07:30	08/02/23 17:34	7440-41-7	
Cobalt	ND	ug/L	1.0	0.046	1	07/29/23 07:30	08/02/23 17:34	7440-48-4	
Selenium	ND	ug/L	1.0	0.20	1	07/29/23 07:30	08/02/23 17:34	7782-49-2	
Thallium	ND	ug/L	1.0	0.040	1	07/29/23 07:30	08/02/23 17:34	7440-28-0	
7470 Mercury									
Analytical Method: EPA 7470 Preparation Method: EPA 7470									
Pace Analytical Services - Indianapolis									
Mercury	ND	ug/L	0.20	0.12	1	08/03/23 19:01	08/04/23 10:23	7439-97-6	

REPORT OF LABORATORY ANALYSIS

This report shall not be reproduced, except in full,
without the written consent of Pace Analytical Services, LLC.



QUALITY CONTROL DATA

Project: Harding Street P1R1

Pace Project No.: 50350205

QC Batch:	746777	Analysis Method:	EPA 9056
QC Batch Method:	EPA 9056	Analysis Description:	9056 IC Anions
		Laboratory:	Pace Analytical Services - Indianapolis

Associated Lab Samples: 50350205001, 50350205002, 50350205003, 50350205004, 50350205005

METHOD BLANK: 3423246 Matrix: Water
 Associated Lab Samples: 50350205001, 50350205002, 50350205003, 50350205004, 50350205005

Parameter	Units	Blank Result	Reporting Limit	MDL	Analyzed	Qualifiers
Chloride	mg/L	ND	0.25	0.067	08/06/23 19:08	
Fluoride	mg/L	ND	0.10	0.017	08/06/23 19:08	
Sulfate	mg/L	ND	0.25	0.19	08/06/23 19:08	

LABORATORY CONTROL SAMPLE: 3423247

Parameter	Units	Spike Conc.	LCS Result	LCS % Rec	% Rec Limits	Qualifiers
Chloride	mg/L	2.5	2.3	90	80-120	
Fluoride	mg/L	1	0.94	94	80-120	
Sulfate	mg/L	5	4.7	94	80-120	

MATRIX SPIKE & MATRIX SPIKE DUPLICATE: 3423248 3423249

Parameter	Units	50350205003		50350205004		MS Result	MSD Result	MS % Rec	MSD % Rec	% Rec Limits	RPD	Max RPD	Qual
		Result	MS Spike Conc.	MSD Spike Conc.	MSD Result								
Chloride	mg/L	92.3	25	25	113	113	85	84	80-120	0	15		
Fluoride	mg/L	0.28	1	1	1.2	1.2	97	96	80-120	0	15		
Sulfate	mg/L	72.3	50	50	116	116	88	88	80-120	0	15		

Results presented on this page are in the units indicated by the "Units" column except where an alternate unit is presented to the right of the result.

REPORT OF LABORATORY ANALYSIS

This report shall not be reproduced, except in full, without the written consent of Pace Analytical Services, LLC.



QUALITY CONTROL DATA

Project: Harding Street P1R1

Pace Project No.: 50350205

QC Batch:	746608	Analysis Method:	EPA 7470
QC Batch Method:	EPA 7470	Analysis Description:	7470 Mercury
		Laboratory:	Pace Analytical Services - Indianapolis

Associated Lab Samples: 50350205001, 50350205002, 50350205003, 50350205004, 50350205008

METHOD BLANK: 3422501 Matrix: Water
 Associated Lab Samples: 50350205001, 50350205002, 50350205003, 50350205004, 50350205008

Parameter	Units	Blank Result	Reporting Limit	MDL	Analyzed	Qualifiers
Mercury	ug/L	ND	0.20	0.12	08/04/23 09:56	

LABORATORY CONTROL SAMPLE: 3422502

Parameter	Units	Spike Conc.	LCS Result	LCS % Rec	% Rec Limits	Qualifiers
Mercury	ug/L	5	4.5	90	80-120	

MATRIX SPIKE & MATRIX SPIKE DUPLICATE: 3422503 3422504

Parameter	Units	50350205003 Result	MS Spike Conc.	MSD Spike Conc.	MS Result	MSD Result	MS % Rec	MSD % Rec	% Rec Limits	RPD	Max RPD	Qual
Mercury	ug/L	ND	5	5	4.7	4.8	93	95	75-125	2	20	

Results presented on this page are in the units indicated by the "Units" column except where an alternate unit is presented to the right of the result.

REPORT OF LABORATORY ANALYSIS

This report shall not be reproduced, except in full, without the written consent of Pace Analytical Services, LLC.



QUALITY CONTROL DATA

Project: Harding Street P1R1

Pace Project No.: 50350205

QC Batch:	745668	Analysis Method:	EPA 6010
QC Batch Method:	EPA 3010	Analysis Description:	6010 MET
		Laboratory:	Pace Analytical Services - Indianapolis

Associated Lab Samples: 50350205001, 50350205002, 50350205003, 50350205004, 50350205008

METHOD BLANK: 3418610 Matrix: Water

Associated Lab Samples: 50350205001, 50350205002, 50350205003, 50350205004, 50350205008

Parameter	Units	Blank Result	Reporting Limit	MDL	Analyzed	Qualifiers
Aluminum	ug/L	ND	200	42.2	07/31/23 13:32	
Barium	ug/L	ND	10.0	1.9	07/31/23 13:32	
Boron	ug/L	ND	100	12.3	07/31/23 13:32	
Cadmium	ug/L	ND	2.0	0.59	07/31/23 13:32	
Calcium	ug/L	ND	1000	143	07/31/23 13:32	
Chromium	ug/L	ND	10.0	1.4	07/31/23 13:32	
Iron	ug/L	ND	100	28.6	07/31/23 13:32	
Lead	ug/L	ND	10.0	3.1	07/31/23 13:32	
Lithium	ug/L	ND	20.0	6.2	07/31/23 13:32	
Magnesium	ug/L	ND	1000	45.6	07/31/23 13:32	
Manganese	ug/L	ND	10.0	2.8	07/31/23 13:32	
Molybdenum	ug/L	ND	10.0	1.2	07/31/23 13:32	
Potassium	ug/L	ND	1000	219	07/31/23 13:32	
Silica	ug/L	ND	450		07/31/23 13:32	N2
Sodium	ug/L	ND	1000	288	07/31/23 13:32	

LABORATORY CONTROL SAMPLE: 3418611

Parameter	Units	Spike Conc.	LCS Result	LCS % Rec	% Rec Limits	Qualifiers
Aluminum	ug/L	10000	9550	95	80-120	
Barium	ug/L	1000	955	96	80-120	
Boron	ug/L	1000	948	95	80-120	
Cadmium	ug/L	1000	967	97	80-120	
Calcium	ug/L	10000	9620	96	80-120	
Chromium	ug/L	1000	976	98	80-120	
Iron	ug/L	10000	9780	98	80-120	
Lead	ug/L	1000	928	93	80-120	
Lithium	ug/L	1000	955	96	80-120	
Magnesium	ug/L	10000	9490	95	80-120	
Manganese	ug/L	1000	954	95	80-120	
Molybdenum	ug/L	1000	986	99	80-120	
Potassium	ug/L	10000	9420	94	80-120	
Silica	ug/L	10700	9600	90	80-120	N2
Sodium	ug/L	10000	9530	95	80-120	

Results presented on this page are in the units indicated by the "Units" column except where an alternate unit is presented to the right of the result.

REPORT OF LABORATORY ANALYSIS

This report shall not be reproduced, except in full, without the written consent of Pace Analytical Services, LLC.



QUALITY CONTROL DATA

Project: Harding Street P1R1

Pace Project No.: 50350205

MATRIX SPIKE & MATRIX SPIKE DUPLICATE: 3418612 3418613														
Parameter	Units	50350205003		MS	MSD	3418613		% Rec	% Rec	% Rec	Limits	RPD	Max RPD	Qual
		Result	Conc.	Spike Conc.	Spike Conc.	MS Result	MSD Result							
Aluminum	ug/L	ND	10000	10000	10000	9600	9660	96	96	75-125	1	20		
Barium	ug/L	124	1000	1000	1000	1100	1090	97	97	75-125	0	20		
Boron	ug/L	130	1000	1000	1000	1100	1110	97	98	75-125	1	20		
Cadmium	ug/L	ND	1000	1000	1000	993	972	99	97	75-125	2	20		
Calcium	ug/L	72700	10000	10000	10000	80700	82300	79	95	75-125	2	20		
Chromium	ug/L	ND	1000	1000	1000	970	957	97	96	75-125	1	20		
Iron	ug/L	1530	10000	10000	10000	11300	11300	98	98	75-125	0	20		
Lead	ug/L	ND	1000	1000	1000	921	900	92	90	75-125	2	20		
Lithium	ug/L	ND	1000	1000	1000	1010	1010	101	100	75-125	1	20		
Magnesium	ug/L	21400	10000	10000	10000	30400	30800	91	94	75-125	1	20		
Manganese	ug/L	250	1000	1000	1000	1200	1200	95	95	75-125	0	20		
Molybdenum	ug/L	ND	1000	1000	1000	1020	1000	101	99	75-125	2	20		
Potassium	ug/L	4970	10000	10000	10000	15100	15000	101	100	75-125	0	20		
Silica	ug/L	7390	10700	10700	10700	16800	17200	88	92	75-125	2	20	N2	
Sodium	ug/L	71100	10000	10000	10000	80300	80700	93	97	75-125	1	20		

Results presented on this page are in the units indicated by the "Units" column except where an alternate unit is presented to the right of the result.

REPORT OF LABORATORY ANALYSIS

This report shall not be reproduced, except in full, without the written consent of Pace Analytical Services, LLC.



QUALITY CONTROL DATA

Project: Harding Street P1R1

Pace Project No.: 50350205

QC Batch:	745672	Analysis Method:	EPA 6010
QC Batch Method:	EPA 3010	Analysis Description:	6010 MET Dissolved
		Laboratory:	Pace Analytical Services - Indianapolis

Associated Lab Samples: 50350205001, 50350205002, 50350205003, 50350205004

METHOD BLANK: 3418626 Matrix: Water
 Associated Lab Samples: 50350205001, 50350205002, 50350205003, 50350205004

Parameter	Units	Blank Result	Reporting Limit	MDL	Analyzed	Qualifiers
Iron, Dissolved	ug/L	ND	100	28.6	08/02/23 03:20	
Manganese, Dissolved	ug/L	ND	10.0	2.8	08/02/23 03:20	
Molybdenum, Dissolved	ug/L	ND	10.0	1.2	08/02/23 03:20	

LABORATORY CONTROL SAMPLE: 3418627

Parameter	Units	Spike Conc.	LCS Result	LCS % Rec	% Rec Limits	Qualifiers
Iron, Dissolved	ug/L	10000	9340	93	80-120	
Manganese, Dissolved	ug/L	1000	917	92	80-120	
Molybdenum, Dissolved	ug/L	1000	1000	100	80-120	

MATRIX SPIKE & MATRIX SPIKE DUPLICATE: 3418628 3418629

Parameter	Units	50350205003		50350205004		MS Result	MSD Result	MS % Rec	MSD % Rec	% Rec Limits	RPD	Max RPD	Qual
		Result	MS Spike Conc.	MSD Spike Conc.	MS Result								
Iron, Dissolved	ug/L	1450	10000	10000	11000	11100	96	96	75-125	1	20		
Manganese, Dissolved	ug/L	245	1000	1000	1180	1180	94	94	75-125	0	20		
Molybdenum, Dissolved	ug/L	ND	1000	1000	1020	1040	101	103	75-125	2	20		

MATRIX SPIKE & MATRIX SPIKE DUPLICATE: 3418630 3418631

Parameter	Units	50350254003		50350254004		MS Result	MSD Result	MS % Rec	MSD % Rec	% Rec Limits	RPD	Max RPD	Qual
		Result	MS Spike Conc.	MSD Spike Conc.	MS Result								
Iron, Dissolved	ug/L	442	10000	10000	10100	9770	97	93	75-125	4	20		
Manganese, Dissolved	ug/L	1130	1000	1000	2100	2060	97	93	75-125	2	20		
Molybdenum, Dissolved	ug/L	ND	1000	1000	1030	1020	102	101	75-125	2	20		

Results presented on this page are in the units indicated by the "Units" column except where an alternate unit is presented to the right of the result.

REPORT OF LABORATORY ANALYSIS

This report shall not be reproduced, except in full, without the written consent of Pace Analytical Services, LLC.



QUALITY CONTROL DATA

Project: Harding Street P1R1

Pace Project No.: 50350205

QC Batch: 746268

Analysis Method: EPA 6010

QC Batch Method: EPA 3010

Analysis Description: 6010 MET Dissolved

Laboratory: Pace Analytical Services - Indianapolis

Associated Lab Samples: 50350205008

METHOD BLANK: 3421099

Matrix: Water

Associated Lab Samples: 50350205008

Parameter	Units	Blank Result	Reporting Limit	MDL	Analyzed	Qualifiers
Iron, Dissolved	ug/L	ND	100	28.6	08/03/23 16:45	
Manganese, Dissolved	ug/L	ND	10.0	2.8	08/03/23 16:45	
Molybdenum, Dissolved	ug/L	ND	10.0	1.2	08/03/23 16:45	

LABORATORY CONTROL SAMPLE: 3421100

Parameter	Units	Spike Conc.	LCS Result	LCS % Rec	% Rec Limits	Qualifiers
Iron, Dissolved	ug/L	10000	9470	95	80-120	
Manganese, Dissolved	ug/L	1000	934	93	80-120	
Molybdenum, Dissolved	ug/L	1000	956	96	80-120	

MATRIX SPIKE & MATRIX SPIKE DUPLICATE: 3421101 3421102

Parameter	Units	50350546002		3421101		3421102		% Rec Limits	RPD	Max RPD	Qual
		Result	MS Spike Conc.	MS Spike Conc.	MS Result	MSD Result	MS % Rec				
Iron, Dissolved	ug/L	2220	10000	10000	12900	12700	106	105	75-125	1	20
Manganese, Dissolved	ug/L	84.0	1000	1000	1150	1140	107	105	75-125	1	20
Molybdenum, Dissolved	ug/L	ND	1000	1000	1060	1040	105	104	75-125	2	20

Results presented on this page are in the units indicated by the "Units" column except where an alternate unit is presented to the right of the result.

REPORT OF LABORATORY ANALYSIS

This report shall not be reproduced, except in full, without the written consent of Pace Analytical Services, LLC.



QUALITY CONTROL DATA

Project: Harding Street P1R1
 Pace Project No.: 50350205

QC Batch: 745789 Analysis Method: EPA 6020
 QC Batch Method: EPA 200.2 Analysis Description: 6020 MET
 Laboratory: Pace Analytical Services - Indianapolis
 Associated Lab Samples: 50350205001, 50350205002, 50350205003, 50350205004, 50350205008

METHOD BLANK: 3419292 Matrix: Water
 Associated Lab Samples: 50350205001, 50350205002, 50350205003, 50350205004, 50350205008

Parameter	Units	Blank Result	Reporting Limit	MDL	Analyzed	Qualifiers
Antimony	ug/L	ND	1.0	0.49	08/02/23 16:48	
Arsenic	ug/L	ND	1.0	0.075	08/02/23 16:48	
Beryllium	ug/L	ND	0.20	0.035	08/02/23 16:48	
Cobalt	ug/L	ND	1.0	0.046	08/02/23 16:48	
Selenium	ug/L	ND	1.0	0.20	08/02/23 16:48	
Thallium	ug/L	ND	1.0	0.040	08/02/23 16:48	

LABORATORY CONTROL SAMPLE: 3419293

Parameter	Units	Spike Conc.	LCS Result	LCS % Rec	% Rec Limits	Qualifiers
Antimony	ug/L	40	41.1	103	80-120	
Arsenic	ug/L	40	38.6	96	80-120	
Beryllium	ug/L	40	40.5	101	80-120	
Cobalt	ug/L	40	40.8	102	80-120	
Selenium	ug/L	40	38.8	97	80-120	
Thallium	ug/L	40	40.5	101	80-120	

MATRIX SPIKE & MATRIX SPIKE DUPLICATE: 3419294 3419295

Parameter	Units	50350205003		3419294		3419295		% Rec	% Rec	% Rec	Limits	RPD	Max RPD	Qual
		MS Result	MSD Spike Conc.	MS Result	MSD Spike Conc.	MS Result	MSD Result							
Antimony	ug/L	ND	40	40	41.5	41.1	104	103	75-125	1	20			
Arsenic	ug/L	2.1	40	40	41.0	41.0	97	97	75-125	0	20			
Beryllium	ug/L	ND	40	40	41.5	41.2	104	103	75-125	1	20			
Cobalt	ug/L	ND	40	40	38.9	38.5	97	96	75-125	1	20			
Selenium	ug/L	ND	40	40	39.2	38.3	98	96	75-125	2	20			
Thallium	ug/L	ND	40	40	40.7	40.7	102	102	75-125	0	20			

MATRIX SPIKE & MATRIX SPIKE DUPLICATE: 3419296 3419297

Parameter	Units	50350254003		3419296		3419297		% Rec	% Rec	% Rec	Limits	RPD	Max RPD	Qual
		MS Result	MSD Spike Conc.	MS Result	MSD Spike Conc.	MS Result	MSD Result							
Antimony	ug/L	ND	40	40	39.4	39.4	98	98	75-125	0	20			
Arsenic	ug/L	ND	40	40	41.9	41.4	94	93	75-125	1	20			
Beryllium	ug/L	ND	40	40	39.6	39.3	99	98	75-125	1	20			
Cobalt	ug/L	4.2	40	40	41.0	40.9	92	92	75-125	0	20			

Results presented on this page are in the units indicated by the "Units" column except where an alternate unit is presented to the right of the result.

REPORT OF LABORATORY ANALYSIS

This report shall not be reproduced, except in full,
 without the written consent of Pace Analytical Services, LLC.



QUALITY CONTROL DATA

Project: Harding Street P1R1

Pace Project No.: 50350205

MATRIX SPIKE & MATRIX SPIKE DUPLICATE: 3419296 3419297													
Parameter	Units	50350254003 Result	MS	MSD	MS	MSD	MS	MSD	% Rec	Limits	RPD	Max RPD	Qual
			Spike Conc.	Spike Conc.	Result	Result	% Rec	% Rec					
Selenium	ug/L	ND	40	40	37.3	36.7	92	91	75-125	2	20		
Thallium	ug/L	ND	40	40	41.1	41.2	102	103	75-125	0	20		

Results presented on this page are in the units indicated by the "Units" column except where an alternate unit is presented to the right of the result.

REPORT OF LABORATORY ANALYSIS

This report shall not be reproduced, except in full,
without the written consent of Pace Analytical Services, LLC.



QUALITY CONTROL DATA

Project: Harding Street P1R1

Pace Project No.: 50350205

QC Batch:	745840	Analysis Method:	SM 2320B
QC Batch Method:	SM 2320B	Analysis Description:	2320B Alkalinity
		Laboratory:	Pace Analytical Services - Indianapolis
Associated Lab Samples:	50350205001, 50350205002, 50350205003, 50350205004, 50350205005		

METHOD BLANK: 3419505 Matrix: Water
 Associated Lab Samples: 50350205001, 50350205002, 50350205003, 50350205004, 50350205005

Parameter	Units	Blank Result	Reporting Limit	MDL	Analyzed	Qualifiers
Alkalinity, Total as CaCO3	mg/L	ND	10.0	10.0	07/28/23 21:47	
Alkalinity,Bicarbonate (CaCO3)	mg/L	ND	10.0	10.0	07/28/23 21:47	
Alkalinity,Carbonate (CaCO3)	mg/L	ND	10.0	10.0	07/28/23 21:47	

LABORATORY CONTROL SAMPLE: 3419506

Parameter	Units	Spike Conc.	LCS Result	LCS % Rec	% Rec Limits	Qualifiers
Alkalinity, Total as CaCO3	mg/L	50	48.4	97	90-110	

SAMPLE DUPLICATE: 3419507

Parameter	Units	50350346007 Result	Dup Result	RPD	Max RPD	Qualifiers
Alkalinity, Total as CaCO3	mg/L	444	447	1	20	
Alkalinity,Bicarbonate (CaCO3)	mg/L	444	447	1	20	
Alkalinity,Carbonate (CaCO3)	mg/L	ND	ND		20	

SAMPLE DUPLICATE: 3419508

Parameter	Units	50350205003 Result	Dup Result	RPD	Max RPD	Qualifiers
Alkalinity, Total as CaCO3	mg/L	229	234	2	20	
Alkalinity,Bicarbonate (CaCO3)	mg/L	229	234	2	20	
Alkalinity,Carbonate (CaCO3)	mg/L	ND	ND		20	

Results presented on this page are in the units indicated by the "Units" column except where an alternate unit is presented to the right of the result.

REPORT OF LABORATORY ANALYSIS

This report shall not be reproduced, except in full,
 without the written consent of Pace Analytical Services, LLC.



QUALITY CONTROL DATA

Project: Harding Street P1R1

Pace Project No.: 50350205

QC Batch: 745753	Analysis Method: SM 2540C
QC Batch Method: SM 2540C	Analysis Description: 2540C Total Dissolved Solids
	Laboratory: Pace Analytical Services - Indianapolis

Associated Lab Samples: 50350205001, 50350205002, 50350205003, 50350205004, 50350205005

METHOD BLANK: 3419028 Matrix: Water

Associated Lab Samples: 50350205001, 50350205002, 50350205003, 50350205004, 50350205005

Parameter	Units	Blank Result	Reporting Limit	MDL	Analyzed	Qualifiers
Total Dissolved Solids	mg/L	ND	10.0	10.0	07/28/23 15:15	

LABORATORY CONTROL SAMPLE: 3419029

Parameter	Units	Spike Conc.	LCS Result	LCS % Rec	% Rec Limits	Qualifiers
Total Dissolved Solids	mg/L	300	286	95	80-120	

SAMPLE DUPLICATE: 3419030

Parameter	Units	50350346007 Result	Dup Result	RPD	Max RPD	Qualifiers
Total Dissolved Solids	mg/L	508	515	1	10	

SAMPLE DUPLICATE: 3419031

Parameter	Units	50350205003 Result	Dup Result	RPD	Max RPD	Qualifiers
Total Dissolved Solids	mg/L	468	495	6	10	

Results presented on this page are in the units indicated by the "Units" column except where an alternate unit is presented to the right of the result.

REPORT OF LABORATORY ANALYSIS

This report shall not be reproduced, except in full, without the written consent of Pace Analytical Services, LLC.



QUALITY CONTROL DATA

Project: Harding Street P1R1

Pace Project No.: 50350205

QC Batch: 747472

Analysis Method: SM 4500-H+B

QC Batch Method: SM 4500-H+B

Analysis Description: 4500H+B pH

Laboratory: Pace Analytical Services - Indianapolis

Associated Lab Samples: 50350205001, 50350205002, 50350205003, 50350205004, 50350205005

SAMPLE DUPLICATE: 3426410

Parameter	Units	50349859002 Result	Dup Result	RPD	Max RPD	Qualifiers
pH at 25 Degrees C	Std. Units	6.6	6.6	1	2	H3

SAMPLE DUPLICATE: 3426411

Parameter	Units	50350205003 Result	Dup Result	RPD	Max RPD	Qualifiers
pH at 25 Degrees C	Std. Units	7.6	7.5	1	2	H3

Results presented on this page are in the units indicated by the "Units" column except where an alternate unit is presented to the right of the result.

REPORT OF LABORATORY ANALYSIS

This report shall not be reproduced, except in full,
without the written consent of Pace Analytical Services, LLC.



QUALITY CONTROL DATA

Project: Harding Street P1R1
 Pace Project No.: 50350205

QC Batch: 745724 Analysis Method: SM 4500-S2-D
 QC Batch Method: SM 4500-S2-D Analysis Description: 4500S2D Sulfide Water
 Laboratory: Pace Analytical Services - Indianapolis
 Associated Lab Samples: 50350205001, 50350205002, 50350205003, 50350205004, 50350205005

METHOD BLANK: 3418916 Matrix: Water
 Associated Lab Samples: 50350205001, 50350205002, 50350205003, 50350205004, 50350205005

Parameter	Units	Blank Result	Reporting Limit	MDL	Analyzed	Qualifiers
Sulfide	mg/L	ND	0.10	0.025	07/28/23 10:24	

LABORATORY CONTROL SAMPLE: 3418917

Parameter	Units	Spike Conc.	LCS Result	LCS % Rec	% Rec Limits	Qualifiers
Sulfide	mg/L	0.5	0.52	104	90-110	

MATRIX SPIKE & MATRIX SPIKE DUPLICATE: 3418918 3418919

Parameter	Units	50350205003 Result	MS Spike Conc.	MSD Spike Conc.	MS Result	MSD Result	MS % Rec	MSD % Rec	% Rec Limits	RPD	Max RPD	Qual
Sulfide	mg/L	ND	0.5	0.5	0.56	0.54	111	108	90-110	3	20	M0

MATRIX SPIKE SAMPLE: 3418920

Parameter	Units	50350270002 Result	Spike Conc.	MS Result	MS % Rec	% Rec Limits	Qualifiers
Sulfide	mg/L	ND	0.5	0.52	104	90-110	

Results presented on this page are in the units indicated by the "Units" column except where an alternate unit is presented to the right of the result.

REPORT OF LABORATORY ANALYSIS

This report shall not be reproduced, except in full,
 without the written consent of Pace Analytical Services, LLC.



QUALITY CONTROL DATA

Project: Harding Street P1R1
 Pace Project No.: 50350205

QC Batch: 747407 Analysis Method: HACH 8146
 QC Batch Method: HACH 8146 Analysis Description: Iron, Ferrous
 Laboratory: Pace Analytical Services - Indianapolis
 Associated Lab Samples: 50350205001, 50350205002, 50350205003, 50350205004, 50350205005

METHOD BLANK: 3426155 Matrix: Water
 Associated Lab Samples: 50350205001, 50350205002, 50350205003, 50350205004, 50350205005

Parameter	Units	Blank Result	Reporting Limit	MDL	Analyzed	Qualifiers
Iron, Ferrous	mg/L	ND	0.20	0.035	08/09/23 12:44	H3,N2

LABORATORY CONTROL SAMPLE: 3426156

Parameter	Units	Spike Conc.	LCS Result	LCS % Rec	% Rec Limits	Qualifiers
Iron, Ferrous	mg/L	1	1.0	102	90-110	H3,N2

MATRIX SPIKE & MATRIX SPIKE DUPLICATE: 3426157 3426158

Parameter	Units	50350205003		50350205004		MS % Rec	MSD % Rec	% Rec Limits	RPD	Max RPD	Qual	
		MS Spike Conc.	MSD Spike Conc.	MS Result	MSD Result							
Iron, Ferrous	mg/L	ND	1	1	1.1	1.1	106	107	90-110	1	20	H3,N2

MATRIX SPIKE SAMPLE: 3426159

Parameter	Units	50350545001 Result	Spike Conc.	MS Result	MS % Rec	% Rec Limits	Qualifiers
Iron, Ferrous	mg/L	ND	1	1.1	109	90-110	H3,N2

Results presented on this page are in the units indicated by the "Units" column except where an alternate unit is presented to the right of the result.

REPORT OF LABORATORY ANALYSIS

This report shall not be reproduced, except in full,
 without the written consent of Pace Analytical Services, LLC.



QUALITY CONTROL DATA

Project: Harding Street P1R1

Pace Project No.: 50350205

QC Batch:	745438	Analysis Method:	EPA 353.2
QC Batch Method:	EPA 353.2	Analysis Description:	353.2 Nitrate + Nitrite, Unpres.
		Laboratory:	Pace Analytical Services - Indianapolis

Associated Lab Samples: 50350205001, 50350205002, 50350205003, 50350205004, 50350205005

METHOD BLANK: 3417471 Matrix: Water

Associated Lab Samples: 50350205001, 50350205002, 50350205003, 50350205004, 50350205005

Parameter	Units	Blank Result	Reporting Limit	MDL	Analyzed	Qualifiers
Nitrogen, Nitrate	mg/L	ND	0.10	0.011	07/27/23 09:09	
Nitrogen, Nitrite	mg/L	ND	0.10	0.0040	07/27/23 09:09	

LABORATORY CONTROL SAMPLE: 3417472

Parameter	Units	Spike Conc.	LCS Result	LCS % Rec	% Rec Limits	Qualifiers
Nitrogen, Nitrate	mg/L	1	1.1	108	90-110	
Nitrogen, Nitrite	mg/L	1	1.1	108	90-110	

MATRIX SPIKE SAMPLE: 3417473

Parameter	Units	50350084021 Result	Spike Conc.	MS Result	MS % Rec	% Rec Limits	Qualifiers
Nitrogen, Nitrate	mg/L	1.5	1	2.6	105	90-110	
Nitrogen, Nitrite	mg/L	ND	1	1.2	111	90-110 M0	

MATRIX SPIKE & MATRIX SPIKE DUPLICATE: 3417474 3417475

Parameter	Units	50350205003 Result	MS Spike Conc.	MSD Spike Conc.	MS Result	MSD Result	MS % Rec	MSD % Rec	% Rec Limits	RPD	Max RPD	Qual
Nitrogen, Nitrate	mg/L	ND	1	1	1.1	1.1	109	107	90-110	2	20	
Nitrogen, Nitrite	mg/L	ND	1	1	1.1	1.1	110	110	90-110	0	20	

Results presented on this page are in the units indicated by the "Units" column except where an alternate unit is presented to the right of the result.

REPORT OF LABORATORY ANALYSIS

This report shall not be reproduced, except in full, without the written consent of Pace Analytical Services, LLC.



QUALITY CONTROL DATA

Project: Harding Street P1R1

Pace Project No.: 50350205

QC Batch:	745714	Analysis Method:	EPA 365.1
QC Batch Method:	EPA 365.1	Analysis Description:	365.1 Total Phosphorus
		Laboratory:	Pace Analytical Services - Indianapolis
Associated Lab Samples:	50350205001, 50350205002, 50350205003, 50350205004, 50350205005		

METHOD BLANK: 3418860 Matrix: Water
 Associated Lab Samples: 50350205001, 50350205002, 50350205003, 50350205004, 50350205005

Parameter	Units	Blank Result	Reporting Limit	MDL	Analyzed	Qualifiers
Phosphate as P04	mg/L	ND	0.15	0.15	07/31/23 17:51	

LABORATORY CONTROL SAMPLE: 3418861

Parameter	Units	Spike Conc.	LCS Result	LCS % Rec	% Rec Limits	Qualifiers
Phosphate as P04	mg/L		1.5			

MATRIX SPIKE & MATRIX SPIKE DUPLICATE: 3418862 3418863

Parameter	Units	50350205003 Result	MS Spike Conc.	MSD Spike Conc.	MS Result	MSD Result	MS % Rec	MSD % Rec	% Rec Limits	RPD	Max RPD	Qual
Phosphate as P04	mg/L	0.39			1.6	1.6				1		

Results presented on this page are in the units indicated by the "Units" column except where an alternate unit is presented to the right of the result.

REPORT OF LABORATORY ANALYSIS

This report shall not be reproduced, except in full, without the written consent of Pace Analytical Services, LLC.



QUALITY CONTROL DATA

Project: Harding Street P1R1

Pace Project No.: 50350205

QC Batch: 745742

Analysis Method: SM 5310C

QC Batch Method: SM 5310C

Analysis Description: 5310C Total Organic Carbon

Laboratory: Pace Analytical Services - Indianapolis

Associated Lab Samples: 50350205001, 50350205002, 50350205004, 50350205005

METHOD BLANK: 3418975

Matrix: Water

Associated Lab Samples: 50350205001, 50350205002, 50350205004, 50350205005

Parameter	Units	Blank Result	Reporting Limit	MDL	Analyzed	Qualifiers
Total Organic Carbon	mg/L	ND	1.0	0.24	07/28/23 18:13	

LABORATORY CONTROL SAMPLE: 3418976

Parameter	Units	Spike Conc.	LCS Result	LCS % Rec	% Rec Limits	Qualifiers
Total Organic Carbon	mg/L	10	10.0	100	90-110	

MATRIX SPIKE & MATRIX SPIKE DUPLICATE: 3418977 3418978

Parameter	Units	50350070001		50350070003		50350070004		% Rec Limits	RPD	Max RPD	Qual
		MS Result	MSD Spike Conc.	MS Result	MSD Spike Conc.	MS Result	MSD Spike Conc.				
Total Organic Carbon	mg/L	2.1	10	10	12.3	12.1	102	100	80-120	1	20

MATRIX SPIKE SAMPLE: 3418979

Parameter	Units	50350070003 Result	Spike Conc.	MS Result	MS % Rec	% Rec Limits	Qualifiers
Total Organic Carbon	mg/L	2.3	10	12.4	101	80-120	

Results presented on this page are in the units indicated by the "Units" column except where an alternate unit is presented to the right of the result.

REPORT OF LABORATORY ANALYSIS

This report shall not be reproduced, except in full, without the written consent of Pace Analytical Services, LLC.



QUALITY CONTROL DATA

Project: Harding Street P1R1

Pace Project No.: 50350205

QC Batch: 745747

Analysis Method: SM 5310C

QC Batch Method: SM 5310C

Analysis Description: 5310C Total Organic Carbon

Laboratory: Pace Analytical Services - Indianapolis

Associated Lab Samples: 50350205003

METHOD BLANK: 3418993

Matrix: Water

Associated Lab Samples: 50350205003

Parameter	Units	Blank Result	Reporting Limit	MDL	Analyzed	Qualifiers
Total Organic Carbon	mg/L	ND	1.0	0.24	07/28/23 17:47	

LABORATORY CONTROL SAMPLE: 3418994

Parameter	Units	Spike Conc.	LCS Result	LCS % Rec	% Rec Limits	Qualifiers
Total Organic Carbon	mg/L	10	10.1	101	90-110	

MATRIX SPIKE & MATRIX SPIKE DUPLICATE: 3418995 3418996

Parameter	Units	50350205003		3418996		MS % Rec	MSD % Rec	% Rec Limits	RPD	Max RPD	Qual
		MS Spike Conc.	MSD Spike Conc.	MS Result	MSD Result						
Total Organic Carbon	mg/L	1.9	10	11.9	11.8	100	98	80-120	1	20	

Results presented on this page are in the units indicated by the "Units" column except where an alternate unit is presented to the right of the result.

REPORT OF LABORATORY ANALYSIS

This report shall not be reproduced, except in full, without the written consent of Pace Analytical Services, LLC.



QUALITY CONTROL DATA

Project: Harding Street P1R1

Pace Project No.: 50350205

QC Batch:	745750	Analysis Method:	SM 5310C
QC Batch Method:	SM 5310C	Analysis Description:	5310C Dissolved Organic Carbon
		Laboratory:	Pace Analytical Services - Indianapolis

Associated Lab Samples: 50350205001, 50350205002, 50350205003, 50350205004, 50350205005

METHOD BLANK: 3419005 Matrix: Water
 Associated Lab Samples: 50350205001, 50350205002, 50350205003, 50350205004, 50350205005

Parameter	Units	Blank Result	Reporting Limit	MDL	Analyzed	Qualifiers
Dissolved Organic Carbon	mg/L	ND	1.0	0.24	07/28/23 19:23	

LABORATORY CONTROL SAMPLE: 3419006

Parameter	Units	Spike Conc.	LCS Result	LCS % Rec	% Rec Limits	Qualifiers
Dissolved Organic Carbon	mg/L	10	10.1	101	90-110	

MATRIX SPIKE & MATRIX SPIKE DUPLICATE: 3419007 3419008

Parameter	Units	3419007		3419008		MS % Rec	MSD % Rec	% Rec Limits	RPD	Max RPD	Qual
		50350205003 Result	MS Spike Conc.	MSD Spike Conc.	MS Result						
Dissolved Organic Carbon	mg/L	2.0	10	10	11.8	11.8	98	98	80-120	0	20

Results presented on this page are in the units indicated by the "Units" column except where an alternate unit is presented to the right of the result.

REPORT OF LABORATORY ANALYSIS

This report shall not be reproduced, except in full, without the written consent of Pace Analytical Services, LLC.



ANALYTICAL RESULTS - RADIOCHEMISTRY

Project: Harding Street P1R1

Pace Project No.: 50350205

Sample: MW5D **Lab ID: 50350205001** Collected: 07/26/23 15:40 Received: 07/26/23 17:15 Matrix: Water
 PWS: Site ID: Sample Type:

Parameters	Method	Act ± Unc (MDC) Carr Trac	Units	Analyzed	CAS No.	Qual
Pace Analytical Services - Greensburg						
Radium-226	EPA 903.1	0.385 ± 0.289 (0.149) C:NA T:92%	pCi/L	08/11/23 14:07	13982-63-3	
Pace Analytical Services - Greensburg						
Radium-228	EPA 904.0	0.898 ± 0.513 (0.964) C:74% T:84%	pCi/L	08/14/23 12:35	15262-20-1	
Pace Analytical Services - Greensburg						
Total Radium	Total Radium Calculation	1.28 ± 0.802 (1.11)	pCi/L	08/21/23 16:46	7440-14-4	

REPORT OF LABORATORY ANALYSIS

This report shall not be reproduced, except in full, without the written consent of Pace Analytical Services, LLC.



ANALYTICAL RESULTS - RADIOCHEMISTRY

Project: Harding Street P1R1

Pace Project No.: 50350205

Sample: MW12D1 **Lab ID: 50350205002** Collected: 07/26/23 13:45 Received: 07/26/23 17:15 Matrix: Water
 PWS: Site ID: Sample Type:

Parameters	Method	Act ± Unc (MDC) Carr Trac	Units	Analyzed	CAS No.	Qual
	Pace Analytical Services - Greensburg					
Radium-226	EPA 903.1	0.757 ± 0.450 (0.428) C:NA T:91%	pCi/L	08/11/23 14:07	13982-63-3	
	Pace Analytical Services - Greensburg					
Radium-228	EPA 904.0	1.08 ± 0.452 (0.719) C:75% T:84%	pCi/L	08/14/23 12:35	15262-20-1	
	Pace Analytical Services - Greensburg					
Total Radium	Total Radium Calculation	1.84 ± 0.902 (1.15)	pCi/L	08/21/23 16:46	7440-14-4	

REPORT OF LABORATORY ANALYSIS

This report shall not be reproduced, except in full,
 without the written consent of Pace Analytical Services, LLC.



ANALYTICAL RESULTS - RADIOCHEMISTRY

Project: Harding Street P1R1

Pace Project No.: 50350205

Sample: MW171 **Lab ID: 50350205003** Collected: 07/26/23 11:30 Received: 07/26/23 17:15 Matrix: Water
 PWS: Site ID: Sample Type:

Parameters	Method	Act ± Unc (MDC) Carr Trac	Units	Analyzed	CAS No.	Qual
	Pace Analytical Services - Greensburg					
Radium-226	EPA 903.1	1.15 ± 0.507 (0.367) C:NA T:91%	pCi/L	08/11/23 14:07	13982-63-3	
	Pace Analytical Services - Greensburg					
Radium-228	EPA 904.0	1.30 ± 0.464 (0.636) C:75% T:84%	pCi/L	08/14/23 12:36	15262-20-1	
	Pace Analytical Services - Greensburg					
Total Radium	Total Radium Calculation	2.45 ± 0.971 (1.00)	pCi/L	08/21/23 16:46	7440-14-4	

REPORT OF LABORATORY ANALYSIS

This report shall not be reproduced, except in full, without the written consent of Pace Analytical Services, LLC.



ANALYTICAL RESULTS - RADIOCHEMISTRY

Project: Harding Street P1R1

Pace Project No.: 50350205

Sample: MW17L **Lab ID: 50350205004** Collected: 07/26/23 15:05 Received: 07/26/23 17:15 Matrix: Water
 PWS: Site ID: Sample Type:

Parameters	Method	Act ± Unc (MDC) Carr Trac	Units	Analyzed	CAS No.	Qual
	Pace Analytical Services - Greensburg					
Radium-226	EPA 903.1	1.81 ± 0.838 (0.813) C:NA T:85%	pCi/L	08/11/23 14:07	13982-63-3	
	Pace Analytical Services - Greensburg					
Radium-228	EPA 904.0	0.795 ± 0.379 (0.626) C:75% T:87%	pCi/L	08/14/23 12:36	15262-20-1	
	Pace Analytical Services - Greensburg					
Total Radium	Total Radium Calculation	2.61 ± 1.22 (1.44)	pCi/L	08/21/23 16:46	7440-14-4	

REPORT OF LABORATORY ANALYSIS

This report shall not be reproduced, except in full,
 without the written consent of Pace Analytical Services, LLC.



ANALYTICAL RESULTS - RADIOCHEMISTRY

Project: Harding Street P1R1

Pace Project No.: 50350205

Sample: MW-6I **Lab ID: 50350205005** Collected: 07/26/23 14:15 Received: 07/26/23 17:15 Matrix: Water
 PWS: Site ID: Sample Type:

Parameters	Method	Act ± Unc (MDC) Carr Trac	Units	Analyzed	CAS No.	Qual
	Pace Analytical Services - Greensburg					
Radium-226	EPA 903.1	0.0620 ± 0.470 (0.930) C:NA T:85%	pCi/L	08/11/23 14:20	13982-63-3	
	Pace Analytical Services - Greensburg					
Radium-228	EPA 904.0	2.37 ± 0.709 (0.844) C:72% T:76%	pCi/L	08/14/23 12:36	15262-20-1	
	Pace Analytical Services - Greensburg					
Total Radium	Total Radium Calculation	2.43 ± 1.18 (1.77)	pCi/L	08/21/23 16:46	7440-14-4	

REPORT OF LABORATORY ANALYSIS

This report shall not be reproduced, except in full,
 without the written consent of Pace Analytical Services, LLC.



ANALYTICAL RESULTS - RADIOCHEMISTRY

Project: Harding Street P1R1

Pace Project No.: 50350205

Sample: MW171 MS **Lab ID: 50350205006** Collected: 07/26/23 11:30 Received: 07/26/23 17:15 Matrix: Water
 PWS: Site ID: Sample Type:

Parameters	Method	Act ± Unc (MDC) Carr Trac	Units	Analyzed	CAS No.	Qual
Pace Analytical Services - Greensburg						
Radium-226	EPA 903.1	90.79 %REC ± NA (NA) C:NA T:NA	pCi/L	08/11/23 14:50	13982-63-3	
Pace Analytical Services - Greensburg						
Radium-228	EPA 904.0	71.02 %REC ± NA (NA) C:NA T:NA	pCi/L	08/14/23 12:36	15262-20-1	

REPORT OF LABORATORY ANALYSIS

This report shall not be reproduced, except in full, without the written consent of Pace Analytical Services, LLC.



ANALYTICAL RESULTS - RADIOCHEMISTRY

Project: Harding Street P1R1

Pace Project No.: 50350205

Sample: MW171 MSD	Lab ID: 50350205007	Collected: 07/26/23 11:30	Received: 07/26/23 17:15	Matrix: Water
PWS:	Site ID:	Sample Type:		

Parameters	Method	Act ± Unc (MDC) Carr Trac	Units	Analyzed	CAS No.	Qual
Pace Analytical Services - Greensburg						
Radium-226	EPA 903.1	103.47 %REC 13.06RPD ± NA (NA) C:NA T:NA	pCi/L	08/11/23 14:50	13982-63-3	
Pace Analytical Services - Greensburg						
Radium-228	EPA 904.0	72.85 %REC 2.55RPD ± NA (NA) C:NA T:NA	pCi/L	08/14/23 12:36	15262-20-1	

REPORT OF LABORATORY ANALYSIS

This report shall not be reproduced, except in full,
without the written consent of Pace Analytical Services, LLC.



QUALITY CONTROL - RADIOCHEMISTRY

Project: Harding Street P1R1

Pace Project No.: 50350205

QC Batch: 605748

Analysis Method: EPA 903.1

QC Batch Method: EPA 903.1

Analysis Description: 903.1 Radium-226

Laboratory: Pace Analytical Services - Greensburg

Associated Lab Samples: 50350205001, 50350205002, 50350205003, 50350205004, 50350205005, 50350205006, 50350205007

METHOD BLANK: 2945727

Matrix: Water

Associated Lab Samples: 50350205001, 50350205002, 50350205003, 50350205004, 50350205005, 50350205006, 50350205007

Parameter	Act ± Unc (MDC) Carr Trac	Units	Analyzed	Qualifiers
Radium-226	0.141 ± 0.306 (0.565) C:NA T:90%	pCi/L	08/11/23 14:07	

Results presented on this page are in the units indicated by the "Units" column except where an alternate unit is presented to the right of the result.

REPORT OF LABORATORY ANALYSIS

This report shall not be reproduced, except in full, without the written consent of Pace Analytical Services, LLC.



QUALITY CONTROL - RADIOCHEMISTRY

Project: Harding Street P1R1

Pace Project No.: 50350205

QC Batch: 605749

Analysis Method: EPA 904.0

QC Batch Method: EPA 904.0

Analysis Description: 904.0 Radium 228

Laboratory: Pace Analytical Services - Greensburg

Associated Lab Samples: 50350205001, 50350205002, 50350205003, 50350205004, 50350205005, 50350205006, 50350205007

METHOD BLANK: 2945729

Matrix: Water

Associated Lab Samples: 50350205001, 50350205002, 50350205003, 50350205004, 50350205005, 50350205006, 50350205007

Parameter	Act ± Unc (MDC) Carr Trac	Units	Analyzed	Qualifiers
Radium-228	0.619 ± 0.374 (0.682) C:73% T:83%	pCi/L	08/14/23 12:38	

Results presented on this page are in the units indicated by the "Units" column except where an alternate unit is presented to the right of the result.

REPORT OF LABORATORY ANALYSIS

This report shall not be reproduced, except in full, without the written consent of Pace Analytical Services, LLC.



QUALIFIERS

Project: Harding Street P1R1

Pace Project No.: 50350205

DEFINITIONS

DF - Dilution Factor, if reported, represents the factor applied to the reported data due to dilution of the sample aliquot.

ND - Not Detected at or above adjusted reporting limit.

TNTC - Too Numerous To Count

J - Estimated concentration above the adjusted method detection limit and below the adjusted reporting limit.

MDL - Adjusted Method Detection Limit.

PQL - Practical Quantitation Limit.

RL - Reporting Limit - The lowest concentration value that meets project requirements for quantitative data with known precision and bias for a specific analyte in a specific matrix.

S - Surrogate

1,2-Diphenylhydrazine decomposes to and cannot be separated from Azobenzene using Method 8270. The result for each analyte is a combined concentration.

Consistent with EPA guidelines, unrounded data are displayed and have been used to calculate % recovery and RPD values.

LCS(D) - Laboratory Control Sample (Duplicate)

MS(D) - Matrix Spike (Duplicate)

DUP - Sample Duplicate

RPD - Relative Percent Difference

NC - Not Calculable.

SG - Silica Gel - Clean-Up

U - Indicates the compound was analyzed for, but not detected.

N-Nitrosodiphenylamine decomposes and cannot be separated from Diphenylamine using Method 8270. The result reported for each analyte is a combined concentration.

Reported results are not rounded until the final step prior to reporting. Therefore, calculated parameters that are typically reported as "Total" may vary slightly from the sum of the reported component parameters.

Act - Activity

Unc - Uncertainty: SDWA = 1.96 sigma count uncertainty, all other matrices = Expanded Uncertainty (95% confidence interval).

Gamma Spec = Expanded Uncertainty (95.4% Confidence Interval)

(MDC) - Minimum Detectable Concentration

Trac - Tracer Recovery (%)

Carr - Carrier Recovery (%)

Pace Analytical is TNI accredited. Contact your Pace PM for the current list of accredited analytes.

TNI - The NELAC Institute.

ANALYTE QUALIFIERS

D3 Sample was diluted due to the presence of high levels of non-target analytes or other matrix interference.

H3 Sample was received or analysis requested beyond the recognized method holding time.

M0 Matrix spike recovery and/or matrix spike duplicate recovery was outside laboratory control limits.

N2 The lab does not hold NELAC/TNI accreditation for this parameter but other accreditations/certifications may apply. A complete list of accreditations/certifications is available upon request.

REPORT OF LABORATORY ANALYSIS

This report shall not be reproduced, except in full,
without the written consent of Pace Analytical Services, LLC.



QUALITY CONTROL DATA CROSS REFERENCE TABLE

Project: Harding Street P1R1

Pace Project No.: 50350205

Lab ID	Sample ID	QC Batch Method	QC Batch	Analytical Method	Analytical Batch
50350205001	MW5D	EPA 9056	746777		
50350205002	MW12D1	EPA 9056	746777		
50350205003	MW17I	EPA 9056	746777		
50350205004	MW17IL	EPA 9056	746777		
50350205005	MW-6I	EPA 9056	746777		
50350205001	MW5D	EPA 3010	745668	EPA 6010	745989
50350205002	MW12D1	EPA 3010	745668	EPA 6010	745989
50350205003	MW17I	EPA 3010	745668	EPA 6010	745989
50350205004	MW17IL	EPA 3010	745668	EPA 6010	745989
50350205008	MW-6I	EPA 3010	745668	EPA 6010	745989
50350205001	MW5D	EPA 3010	745672	EPA 6010	746287
50350205002	MW12D1	EPA 3010	745672	EPA 6010	746287
50350205003	MW17I	EPA 3010	745672	EPA 6010	746287
50350205004	MW17IL	EPA 3010	745672	EPA 6010	746287
50350205008	MW-6I	EPA 3010	746268	EPA 6010	746687
50350205001	MW5D	EPA 200.2	745789	EPA 6020	745880
50350205002	MW12D1	EPA 200.2	745789	EPA 6020	745880
50350205003	MW17I	EPA 200.2	745789	EPA 6020	745880
50350205004	MW17IL	EPA 200.2	745789	EPA 6020	745880
50350205008	MW-6I	EPA 200.2	745789	EPA 6020	745880
50350205001	MW5D	EPA 7470	746608	EPA 7470	746735
50350205002	MW12D1	EPA 7470	746608	EPA 7470	746735
50350205003	MW17I	EPA 7470	746608	EPA 7470	746735
50350205004	MW17IL	EPA 7470	746608	EPA 7470	746735
50350205008	MW-6I	EPA 7470	746608	EPA 7470	746735
50350205001	MW5D	EPA 903.1	605748		
50350205002	MW12D1	EPA 903.1	605748		
50350205003	MW17I	EPA 903.1	605748		
50350205004	MW17IL	EPA 903.1	605748		
50350205005	MW-6I	EPA 903.1	605748		
50350205006	MW17I MS	EPA 903.1	605748		
50350205007	MW17I MSD	EPA 903.1	605748		
50350205001	MW5D	EPA 904.0	605749		
50350205002	MW12D1	EPA 904.0	605749		
50350205003	MW17I	EPA 904.0	605749		
50350205004	MW17IL	EPA 904.0	605749		
50350205005	MW-6I	EPA 904.0	605749		
50350205006	MW17I MS	EPA 904.0	605749		
50350205007	MW17I MSD	EPA 904.0	605749		
50350205001	MW5D	Total Radium Calculation	610086		
50350205002	MW12D1	Total Radium Calculation	610086		
50350205003	MW17I	Total Radium Calculation	610086		
50350205004	MW17IL	Total Radium Calculation	610086		
50350205005	MW-6I	Total Radium Calculation	610086		

REPORT OF LABORATORY ANALYSIS

This report shall not be reproduced, except in full, without the written consent of Pace Analytical Services, LLC.



QUALITY CONTROL DATA CROSS REFERENCE TABLE

Project: Harding Street P1R1

Pace Project No.: 50350205

Lab ID	Sample ID	QC Batch Method	QC Batch	Analytical Method	Analytical Batch
50350205001	MW5D	SM 2320B	745840		
50350205002	MW12D1	SM 2320B	745840		
50350205003	MW17I	SM 2320B	745840		
50350205004	MW17IL	SM 2320B	745840		
50350205005	MW-6I	SM 2320B	745840		
50350205001	MW5D	SM 2540C	745753		
50350205002	MW12D1	SM 2540C	745753		
50350205003	MW17I	SM 2540C	745753		
50350205004	MW17IL	SM 2540C	745753		
50350205005	MW-6I	SM 2540C	745753		
50350205001	MW5D	SM 4500-H+B	747472		
50350205002	MW12D1	SM 4500-H+B	747472		
50350205003	MW17I	SM 4500-H+B	747472		
50350205004	MW17IL	SM 4500-H+B	747472		
50350205005	MW-6I	SM 4500-H+B	747472		
50350205001	MW5D	SM 4500-S2-D	745724		
50350205002	MW12D1	SM 4500-S2-D	745724		
50350205003	MW17I	SM 4500-S2-D	745724		
50350205004	MW17IL	SM 4500-S2-D	745724		
50350205005	MW-6I	SM 4500-S2-D	745724		
50350205001	MW5D	HACH 8146	747407		
50350205002	MW12D1	HACH 8146	747407		
50350205003	MW17I	HACH 8146	747407		
50350205004	MW17IL	HACH 8146	747407		
50350205005	MW-6I	HACH 8146	747407		
50350205001	MW5D	EPA 353.2	745438		
50350205002	MW12D1	EPA 353.2	745438		
50350205003	MW17I	EPA 353.2	745438		
50350205004	MW17IL	EPA 353.2	745438		
50350205005	MW-6I	EPA 353.2	745438		
50350205001	MW5D	EPA 365.1	745714	EPA 365.1	746073
50350205002	MW12D1	EPA 365.1	745714	EPA 365.1	746073
50350205003	MW17I	EPA 365.1	745714	EPA 365.1	746073
50350205004	MW17IL	EPA 365.1	745714	EPA 365.1	746073
50350205005	MW-6I	EPA 365.1	745714	EPA 365.1	746073
50350205001	MW5D	SM 5310C	745742		
50350205002	MW12D1	SM 5310C	745742		
50350205003	MW17I	SM 5310C	745747		
50350205004	MW17IL	SM 5310C	745742		
50350205005	MW-6I	SM 5310C	745742		
50350205001	MW5D	SM 5310C	745750		
50350205002	MW12D1	SM 5310C	745750		
50350205003	MW17I	SM 5310C	745750		
50350205004	MW17IL	SM 5310C	745750		

REPORT OF LABORATORY ANALYSIS

This report shall not be reproduced, except in full, without the written consent of Pace Analytical Services, LLC.



QUALITY CONTROL DATA CROSS REFERENCE TABLE

Project: Harding Street P1R1
Pace Project No.: 50350205

Lab ID	Sample ID	QC Batch Method	QC Batch	Analytical Method	Analytical Batch
50350205005	MW-6I	SM 5310C	745750		

REPORT OF LABORATORY ANALYSIS

This report shall not be reproduced, except in full,
without the written consent of Pace Analytical Services, LLC.



SAMPLE CONDITION UPON RECEIPT FORM

Date/Time and Initials of person examining contents: RC 7-26-23 18:06

1. Courier: FED EX UPS CLIENT PACE NOW/JETT OTHER _____

2. Custody Seal on Cooler/Box Present: Yes No

(If yes)Seals Intact: Yes No (leave blank if no seals were present)

3. Thermometer: **1 2 3 4 5 6 7 8 A B C D E F G H**

4. Cooler Temperature(s): 1.7/2.0 0.2/0.5 0.3/0.6 1.7/2.0

(Initial/Corrected) RECORD TEMPS OF ALL COOLERS RECEIVED (use Comments below to add more)

5. Packing Material: Bubble Wrap Bubble Bags

None Other _____

6. Ice Type: Wet Blue None

7. If temp. is over 6°C or under 0°C, was the PM notified?: Yes No

Cooler temp should be above freezing to 6°C

All discrepancies will be written out in the comments section below.

	Yes	No		Yes	No	N/A
USDA Regulated Soils? (HI, ID, NY, WA, OR, CA, NM, TX, OK, AR, LA, TN, AL, MS, NC, SC, GA, FL, or Puerto Rico)		<input checked="" type="checkbox"/>	All containers needing acid/base preservation have been pH CHECKED?: Exceptions: VOA, coliform, LLHg, O&G, RAD CHEM, and any container with a septum cap or preserved with HCl.			
Short Hold Time Analysis (48 hours or less)? Analysis: <u>NO₃</u>	<input checked="" type="checkbox"/>		Circle: <u>HNO₃ (<2)</u> <u>H₂SO₄ (<2)</u> NaOH (>10) <u>NaOH/ZnAc (>9)</u> Any non-conformance to pH recommendations will be noted on the container count form	<input checked="" type="checkbox"/>		
Time 5035A TC placed in Freezer or Short Holds To Lab		Time: <u>1925</u>	Residual Chlorine Check (SVOC 625 Pest/PCB 608)	<u>Present</u>	<u>Absent</u>	<u>N/A</u>
Rush TAT Requested (4 days or less):	<input checked="" type="checkbox"/>	<input checked="" type="checkbox"/>	Residual Chlorine Check (Total/Amenable/Free Cyanide)			<input checked="" type="checkbox"/>
Custody Signatures Present?	<input checked="" type="checkbox"/>		Headspace Wisconsin Sulfide?			<input checked="" type="checkbox"/>
Containers Intact?:	<input checked="" type="checkbox"/>		Headspace in VOA Vials (>6mm): See Containter Count form for details	<u>Present</u>	<u>Absent</u>	<u>No VOA Vials Sent</u>
Sample Label (IDs/Dates/Times) Match COC?: Except TCs, which only require sample ID	<input checked="" type="checkbox"/>		Trip Blank Present?		<input checked="" type="checkbox"/>	
Extra labels on Terracore Vials? (soils only)			Trip Blank Custody Seals?:			<input checked="" type="checkbox"/>

COMMENTS: MW-6I BP3N was not recvd RC 7-26-23

Received MW-6I Total & Dissolved Metals 7/27/23 - 50350205008. 7/28/23 RRB



August 15, 2023

Mr. Mark Breting
ATC Group Services
7988 Centerpoint Drive
Suite 100
Indianapolis, IN 46256

RE: Project: Harding Street P1R1
Pace Project No.: 50350297

Dear Mr. Breting:

Enclosed are the analytical results for sample(s) received by the laboratory on July 27, 2023. The results relate only to the samples included in this report. Results reported herein conform to the applicable TNI/NELAC Standards and the laboratory's Quality Manual, where applicable, unless otherwise noted in the body of the report.

The test results provided in this final report were generated by each of the following laboratories within the Pace Network:

- Pace Analytical Services - Indianapolis
- Pace Analytical Services - Greensburg

If you have any questions concerning this report, please feel free to contact me.

Sincerely,

Will Statz
will.statz@pacelabs.com
(317)228-3105
Project Manager

Enclosures

cc: Mohammed Bazlamit, Atlas
Mr. Robert Miller, Haley & Aldrich



REPORT OF LABORATORY ANALYSIS

This report shall not be reproduced, except in full,
without the written consent of Pace Analytical Services, LLC.



CERTIFICATIONS

Project: Harding Street P1R1

Pace Project No.: 50350297

Pace Analytical Services Pennsylvania

1638 Roseytown Rd Suites 2,3&4, Greensburg, PA 15601
 ANAB DOD-ELAP Rad Accreditation #: L2417
 ANABISO/IEC 17025:2017 Rad Cert#: L24170
 Alabama Certification #: 41590
 Arizona Certification #: AZ0734
 Arkansas Certification
 California Certification #: 2950
 Colorado Certification #: PA01547
 Connecticut Certification #: PH-0694
 EPA Region 4 DW Rad
 Florida/TNI Certification #: E87683
 Georgia Certification #: C040
 Guam Certification
 Hawaii Certification
 Idaho Certification
 Illinois Certification
 Indiana Certification
 Iowa Certification #: 391
 Kansas Certification #: E-10358
 Kentucky Certification #: KY90133
 KY WW Permit #: KY0098221
 KY WW Permit #: KY0000221
 Louisiana DHH/TNI Certification #: LA010
 Louisiana DEQ/TNI Certification #: 04086
 Maine Certification #: 2023021
 Maryland Certification #: 308
 Massachusetts Certification #: M-PA1457
 Michigan/PADEP Certification #: 9991

Missouri Certification #: 235
 Montana Certification #: Cert0082
 Nebraska Certification #: NE-OS-29-14
 Nevada Certification #: PA014572023-03
 New Hampshire/TNI Certification #: 297622
 New Jersey/TNI Certification #: PA051
 New Mexico Certification #: PA01457
 New York/TNI Certification #: 10888
 North Carolina Certification #: 42706
 North Dakota Certification #: R-190
 Ohio EPA Rad Approval: #41249
 Oregon/TNI Certification #: PA200002-015
 Pennsylvania/TNI Certification #: 65-00282
 Puerto Rico Certification #: PA01457
 Rhode Island Certification #: 65-00282
 South Dakota Certification
 Tennessee Certification #: TN02867
 Texas/TNI Certification #: T104704188-22-18
 Utah/TNI Certification #: PA014572223-14
 USDA Soil Permit #: 525-23-67-77263
 Vermont Dept. of Health: ID# VT-0282
 Virgin Island/PADEP Certification
 Virginia/VELAP Certification #: 460198
 Washington Certification #: C868
 West Virginia DEP Certification #: 143
 West Virginia DHHR Certification #: 9964C
 Wisconsin Approve List for Rad

Pace Analytical Services Indianapolis

7726 Moller Road, Indianapolis, IN 46268
 Illinois Accreditation #: 200074
 Indiana Drinking Water Laboratory #: C-49-06
 Kansas/TNI Certification #: E-10177
 Kentucky UST Agency Interest #: 80226
 Kentucky WW Laboratory ID #: 98019
 Michigan Drinking Water Laboratory #9050

Ohio VAP Certified Laboratory #: CL0065
 Oklahoma Laboratory #: 9204
 Texas Certification #: T104704355
 Wisconsin Laboratory #: 999788130
 USDA Foreign Soil Permit #: 525-23-13-23119
 USDA Compliance Agreement #: IN-SL-22-001

REPORT OF LABORATORY ANALYSIS

This report shall not be reproduced, except in full,
 without the written consent of Pace Analytical Services, LLC.



SAMPLE SUMMARY

Project: Harding Street P1R1
Pace Project No.: 50350297

Lab ID	Sample ID	Matrix	Date Collected	Date Received
50350297001	MW-6D	Water	07/27/23 11:45	07/27/23 16:40
50350297002	MW-7D1	Water	07/27/23 15:00	07/27/23 16:40

REPORT OF LABORATORY ANALYSIS

This report shall not be reproduced, except in full,
without the written consent of Pace Analytical Services, LLC.



SAMPLE ANALYTE COUNT

Project: Harding Street P1R1
 Pace Project No.: 50350297

Lab ID	Sample ID	Method	Analysts	Analytes Reported	Laboratory		
50350297001	MW-6D	EPA 9056	ADM	3	PASI-I		
		EPA 6010	ELK	15	PASI-I		
		EPA 6010	DJS	3	PASI-I		
		EPA 6020	CAW	6	PASI-I		
		EPA 7470	ILP	1	PASI-I		
		EPA 903.1	CLM	1	PASI-PA		
		EPA 904.0	JJS1	1	PASI-PA		
		Total Radium Calculation	JAL	1	PASI-PA		
		SM 2320B	DAW	3	PASI-I		
		SM 2540C	AEL	1	PASI-I		
		SM 4500-H+B	LHZ	1	PASI-I		
		SM 4500-S2-D	STS	1	PASI-I		
		HACH 8146	BEP	1	PASI-I		
		EPA 353.2	DAW	2	PASI-I		
		EPA 365.1	YAM	1	PASI-I		
		SM 5310C	ATS	1	PASI-I		
		SM 5310C	ATS	1	PASI-I		
		50350297002	MW-7D1	EPA 9056	ADM	3	PASI-I
				EPA 6010	ELK	15	PASI-I
EPA 6010	DJS			3	PASI-I		
EPA 6020	CAW			6	PASI-I		
EPA 7470	ILP			1	PASI-I		
EPA 903.1	CLM			1	PASI-PA		
EPA 904.0	JJS1			1	PASI-PA		
Total Radium Calculation	JAL			1	PASI-PA		
SM 2320B	DAW			3	PASI-I		
SM 2540C	AEL			1	PASI-I		
SM 4500-H+B	LHZ			1	PASI-I		
SM 4500-S2-D	STS			1	PASI-I		
HACH 8146	BEP			1	PASI-I		
EPA 353.2	DAW			2	PASI-I		
EPA 365.1	YAM			1	PASI-I		
SM 5310C	ATS			1	PASI-I		
SM 5310C	ATS			1	PASI-I		

PASI-I = Pace Analytical Services - Indianapolis
 PASI-PA = Pace Analytical Services - Greensburg

REPORT OF LABORATORY ANALYSIS

This report shall not be reproduced, except in full,
 without the written consent of Pace Analytical Services, LLC.



SUMMARY OF DETECTION

Project: Harding Street P1R1

Pace Project No.: 50350297

Lab Sample ID	Client Sample ID	Result	Units	Report Limit	Analyzed	Qualifiers
Method	Parameters					
50350297001	MW-6D					
EPA 9056	Chloride	217	mg/L	25.0	08/06/23 13:15	
EPA 9056	Fluoride	0.14	mg/L	0.10	08/06/23 12:43	
EPA 9056	Sulfate	769	mg/L	25.0	08/06/23 13:15	
EPA 6010	Aluminum	210	ug/L	200	07/31/23 13:45	
EPA 6010	Barium	40.4	ug/L	10.0	07/31/23 13:45	
EPA 6010	Boron	10900	ug/L	100	07/31/23 13:45	
EPA 6010	Calcium	267000	ug/L	2000	07/31/23 14:03	
EPA 6010	Iron	5950	ug/L	100	07/31/23 13:45	
EPA 6010	Lithium	70.7	ug/L	20.0	07/31/23 13:45	
EPA 6010	Magnesium	46400	ug/L	1000	07/31/23 13:45	
EPA 6010	Manganese	592	ug/L	10.0	07/31/23 13:45	
EPA 6010	Molybdenum	319	ug/L	10.0	07/31/23 13:45	
EPA 6010	Potassium	12400	ug/L	1000	07/31/23 13:45	
EPA 6010	Silica	16000	ug/L	450	07/31/23 13:45	N2
EPA 6010	Sodium	186000	ug/L	1000	07/31/23 13:45	
EPA 6010	Iron, Dissolved	6070	ug/L	100	08/01/23 09:37	
EPA 6010	Manganese, Dissolved	600	ug/L	10.0	08/01/23 09:37	
EPA 6010	Molybdenum, Dissolved	325	ug/L	10.0	08/01/23 09:37	
EPA 903.1	Radium-226	0.764 ± 0.668 (1.02) C:NA T:95%	pCi/L		08/14/23 15:07	
EPA 904.0	Radium-228	0.980 ± 0.444 (0.747) C:80% T:87%	pCi/L		08/14/23 17:05	
Total Radium Calculation	Total Radium	1.74 ± 1.11 (1.77)	pCi/L		08/15/23 16:40	
SM 2320B	Alkalinity, Total as CaCO3	189	mg/L	10.0	07/28/23 21:10	
SM 2320B	Alkalinity, Bicarbonate (CaCO3)	189	mg/L	10.0	07/28/23 21:10	
SM 2540C	Total Dissolved Solids	1720	mg/L	20.0	07/29/23 18:39	
SM 4500-H+B	pH at 25 Degrees C	7.9	Std. Units	0.10	08/10/23 11:59	H3
EPA 365.1	Phosphate as P04	0.40	mg/L	0.15	08/02/23 13:23	
50350297002	MW-7D1					
EPA 9056	Chloride	175	mg/L	2.5	08/06/23 14:19	
EPA 9056	Fluoride	0.23	mg/L	0.10	08/06/23 14:03	
EPA 9056	Sulfate	680	mg/L	25.0	08/06/23 14:35	
EPA 6010	Aluminum	382	ug/L	200	07/31/23 13:48	
EPA 6010	Barium	76.3	ug/L	10.0	07/31/23 13:48	
EPA 6010	Boron	15100	ug/L	100	07/31/23 13:48	
EPA 6010	Calcium	226000	ug/L	2000	07/31/23 14:06	
EPA 6010	Iron	3330	ug/L	100	07/31/23 13:48	
EPA 6010	Lithium	114	ug/L	20.0	07/31/23 13:48	
EPA 6010	Magnesium	44400	ug/L	1000	07/31/23 13:48	
EPA 6010	Manganese	378	ug/L	10.0	07/31/23 13:48	
EPA 6010	Molybdenum	545	ug/L	10.0	07/31/23 13:48	
EPA 6010	Potassium	17300	ug/L	1000	07/31/23 13:48	

REPORT OF LABORATORY ANALYSIS

This report shall not be reproduced, except in full,
without the written consent of Pace Analytical Services, LLC.



SUMMARY OF DETECTION

Project: Harding Street P1R1

Pace Project No.: 50350297

Lab Sample ID Method	Client Sample ID Parameters	Result	Units	Report Limit	Analyzed	Qualifiers
50350297002	MW-7D1					
EPA 6010	Silica	11500	ug/L	450	07/31/23 13:48	N2
EPA 6010	Sodium	167000	ug/L	1000	07/31/23 13:48	
EPA 6010	Iron, Dissolved	2390	ug/L	100	08/01/23 09:39	
EPA 6010	Manganese, Dissolved	354	ug/L	10.0	08/01/23 09:39	
EPA 6010	Molybdenum, Dissolved	546	ug/L	10.0	08/01/23 09:39	
EPA 6020	Arsenic	428	ug/L	4.0	08/03/23 18:32	
EPA 903.1	Radium-226	0.244 ± 0.416 (0.734)	pCi/L		08/14/23 15:07	
EPA 904.0	Radium-228	C:NA T:95% 0.979 ± 0.444 (0.748)	pCi/L		08/14/23 17:05	
		C:87% T:82%				
Total Radium Calculation	Total Radium	1.22 ± 0.860 (1.48)	pCi/L		08/15/23 16:40	
SM 2320B	Alkalinity, Total as CaCO3	224	mg/L	10.0	07/28/23 21:10	
SM 2320B	Alkalinity,Bicarbonate (CaCO3)	224	mg/L	10.0	07/28/23 21:10	
SM 2540C	Total Dissolved Solids	1510	mg/L	20.0	07/29/23 18:39	
SM 4500-H+B	pH at 25 Degrees C	8.1	Std. Units	0.10	08/10/23 12:00	H3
EPA 365.1	Phosphate as P04	1.7	mg/L	0.15	08/02/23 13:24	
SM 5310C	Total Organic Carbon	2.2	mg/L	1.0	07/28/23 19:03	
SM 5310C	Dissolved Organic Carbon	2.2	mg/L	1.0	07/28/23 21:58	

REPORT OF LABORATORY ANALYSIS

This report shall not be reproduced, except in full,
without the written consent of Pace Analytical Services, LLC.



ANALYTICAL RESULTS

Project: Harding Street P1R1

Pace Project No.: 50350297

Sample: MW-6D Lab ID: 50350297001 Collected: 07/27/23 11:45 Received: 07/27/23 16:40 Matrix: Water

Parameters	Results	Units	Report			Prepared	Analyzed	CAS No.	Qual
			Limit	MDL	DF				
9056 IC Anions									
Analytical Method: EPA 9056									
Pace Analytical Services - Indianapolis									
Chloride	217	mg/L	25.0	6.7	100		08/06/23 13:15	16887-00-6	
Fluoride	0.14	mg/L	0.10	0.017	1		08/06/23 12:43	16984-48-8	
Sulfate	769	mg/L	25.0	19.0	100		08/06/23 13:15	14808-79-8	
6010 MET ICP									
Analytical Method: EPA 6010 Preparation Method: EPA 3010									
Pace Analytical Services - Indianapolis									
Aluminum	210	ug/L	200	42.2	1	07/30/23 17:35	07/31/23 13:45	7429-90-5	
Barium	40.4	ug/L	10.0	1.9	1	07/30/23 17:35	07/31/23 13:45	7440-39-3	
Boron	10900	ug/L	100	12.3	1	07/30/23 17:35	07/31/23 13:45	7440-42-8	
Cadmium	ND	ug/L	2.0	0.59	1	07/30/23 17:35	07/31/23 13:45	7440-43-9	
Calcium	267000	ug/L	2000	286	2	07/30/23 17:35	07/31/23 14:03	7440-70-2	
Chromium	ND	ug/L	10.0	1.4	1	07/30/23 17:35	07/31/23 13:45	7440-47-3	
Iron	5950	ug/L	100	28.6	1	07/30/23 17:35	07/31/23 13:45	7439-89-6	
Lead	ND	ug/L	10.0	3.1	1	07/30/23 17:35	07/31/23 13:45	7439-92-1	
Lithium	70.7	ug/L	20.0	6.2	1	07/30/23 17:35	07/31/23 13:45	7439-93-2	
Magnesium	46400	ug/L	1000	45.6	1	07/30/23 17:35	07/31/23 13:45	7439-95-4	
Manganese	592	ug/L	10.0	2.8	1	07/30/23 17:35	07/31/23 13:45	7439-96-5	
Molybdenum	319	ug/L	10.0	1.2	1	07/30/23 17:35	07/31/23 13:45	7439-98-7	
Potassium	12400	ug/L	1000	219	1	07/30/23 17:35	07/31/23 13:45	7440-09-7	
Silica	16000	ug/L	450		1	07/30/23 17:35	07/31/23 13:45	7631-86-9	N2
Sodium	186000	ug/L	1000	288	1	07/30/23 17:35	07/31/23 13:45	7440-23-5	
6010 MET ICP, Dissolved									
Analytical Method: EPA 6010 Preparation Method: EPA 3010									
Pace Analytical Services - Indianapolis									
Iron, Dissolved	6070	ug/L	100	49.5	1	07/30/23 17:29	08/01/23 09:37	7439-89-6	
Manganese, Dissolved	600	ug/L	10.0	7.6	1	07/30/23 17:29	08/01/23 09:37	7439-96-5	
Molybdenum, Dissolved	325	ug/L	10.0	1.1	1	07/30/23 17:29	08/01/23 09:37	7439-98-7	
6020 MET ICPMS									
Analytical Method: EPA 6020 Preparation Method: EPA 200.2									
Pace Analytical Services - Indianapolis									
Antimony	ND	ug/L	1.0	0.49	1	07/29/23 07:30	08/02/23 17:37	7440-36-0	
Arsenic	ND	ug/L	1.0	0.075	1	07/29/23 07:30	08/02/23 17:37	7440-38-2	
Beryllium	ND	ug/L	0.20	0.035	1	07/29/23 07:30	08/02/23 17:37	7440-41-7	
Cobalt	ND	ug/L	1.0	0.046	1	07/29/23 07:30	08/02/23 17:37	7440-48-4	
Selenium	ND	ug/L	1.0	0.20	1	07/29/23 07:30	08/02/23 17:37	7782-49-2	
Thallium	ND	ug/L	1.0	0.040	1	07/29/23 07:30	08/02/23 17:37	7440-28-0	
7470 Mercury									
Analytical Method: EPA 7470 Preparation Method: EPA 7470									
Pace Analytical Services - Indianapolis									
Mercury	ND	ug/L	0.20	0.12	1	08/03/23 19:01	08/04/23 10:35	7439-97-6	
2320B Alkalinity									
Analytical Method: SM 2320B									
Pace Analytical Services - Indianapolis									
Alkalinity, Total as CaCO3	189	mg/L	10.0	10.0	1		07/28/23 21:10		

REPORT OF LABORATORY ANALYSIS

This report shall not be reproduced, except in full,
without the written consent of Pace Analytical Services, LLC.



ANALYTICAL RESULTS

Project: Harding Street P1R1
 Pace Project No.: 50350297

Sample: MW-6D Lab ID: 50350297001 Collected: 07/27/23 11:45 Received: 07/27/23 16:40 Matrix: Water									
Parameters	Results	Units	Report Limit	MDL	DF	Prepared	Analyzed	CAS No.	Qual
2320B Alkalinity									
Analytical Method: SM 2320B Pace Analytical Services - Indianapolis									
Alkalinity,Bicarbonate (CaCO3)	189	mg/L	10.0	10.0	1		07/28/23 21:10		
Alkalinity,Carbonate (CaCO3)	ND	mg/L	10.0	10.0	1		07/28/23 21:10		
2540C Total Dissolved Solids									
Analytical Method: SM 2540C Pace Analytical Services - Indianapolis									
Total Dissolved Solids	1720	mg/L	20.0	20.0	1		07/29/23 18:39		
4500H+ pH, Electrometric									
Analytical Method: SM 4500-H+B Pace Analytical Services - Indianapolis									
pH at 25 Degrees C	7.9	Std. Units	0.10	0.10	1		08/10/23 11:59		H3
4500S2D Sulfide Water									
Analytical Method: SM 4500-S2-D Pace Analytical Services - Indianapolis									
Sulfide	ND	mg/L	0.10	0.025	1		07/28/23 10:24	18496-25-8	
Iron, Ferrous									
Analytical Method: HACH 8146 Pace Analytical Services - Indianapolis									
Iron, Ferrous	ND	mg/L	0.20	0.035	1		08/09/23 13:01	15438-31-0	H3,N2
353.2 Nitrogen, NO2/NO3 unpres									
Analytical Method: EPA 353.2 Pace Analytical Services - Indianapolis									
Nitrogen, Nitrate	ND	mg/L	0.10	0.011	1		07/27/23 23:07	14797-55-8	B0,C0
Nitrogen, Nitrite	ND	mg/L	0.10	0.0040	1		07/27/23 23:07	14797-65-0	B0,C0
365.1 Total Phosphorus									
Analytical Method: EPA 365.1 Preparation Method: EPA 365.1 Pace Analytical Services - Indianapolis									
Phosphate as P04	0.40	mg/L	0.15	0.15	1	08/01/23 11:30	08/02/23 13:23		
5310C TOC									
Analytical Method: SM 5310C Pace Analytical Services - Indianapolis									
Total Organic Carbon	ND	mg/L	4.0	0.94	4		07/31/23 12:08	7440-44-0	D3
5310C Dissolved Organic Carbon									
Analytical Method: SM 5310C Pace Analytical Services - Indianapolis									
Dissolved Organic Carbon	ND	mg/L	4.0	0.94	4		07/31/23 12:48		D3

REPORT OF LABORATORY ANALYSIS

This report shall not be reproduced, except in full,
 without the written consent of Pace Analytical Services, LLC.



ANALYTICAL RESULTS

Project: Harding Street P1R1
 Pace Project No.: 50350297

Sample: MW-7D1 **Lab ID: 50350297002** Collected: 07/27/23 15:00 Received: 07/27/23 16:40 Matrix: Water

Parameters	Results	Units	Report			Prepared	Analyzed	CAS No.	Qual
			Limit	MDL	DF				
9056 IC Anions									
Analytical Method: EPA 9056									
Pace Analytical Services - Indianapolis									
Chloride	175	mg/L	2.5	0.67	10		08/06/23 14:19	16887-00-6	
Fluoride	0.23	mg/L	0.10	0.017	1		08/06/23 14:03	16984-48-8	
Sulfate	680	mg/L	25.0	19.0	100		08/06/23 14:35	14808-79-8	
6010 MET ICP									
Analytical Method: EPA 6010 Preparation Method: EPA 3010									
Pace Analytical Services - Indianapolis									
Aluminum	382	ug/L	200	42.2	1	07/30/23 17:35	07/31/23 13:48	7429-90-5	
Barium	76.3	ug/L	10.0	1.9	1	07/30/23 17:35	07/31/23 13:48	7440-39-3	
Boron	15100	ug/L	100	12.3	1	07/30/23 17:35	07/31/23 13:48	7440-42-8	
Cadmium	ND	ug/L	2.0	0.59	1	07/30/23 17:35	07/31/23 13:48	7440-43-9	
Calcium	226000	ug/L	2000	286	2	07/30/23 17:35	07/31/23 14:06	7440-70-2	
Chromium	ND	ug/L	10.0	1.4	1	07/30/23 17:35	07/31/23 13:48	7440-47-3	
Iron	3330	ug/L	100	28.6	1	07/30/23 17:35	07/31/23 13:48	7439-89-6	
Lead	ND	ug/L	10.0	3.1	1	07/30/23 17:35	07/31/23 13:48	7439-92-1	
Lithium	114	ug/L	20.0	6.2	1	07/30/23 17:35	07/31/23 13:48	7439-93-2	
Magnesium	44400	ug/L	1000	45.6	1	07/30/23 17:35	07/31/23 13:48	7439-95-4	
Manganese	378	ug/L	10.0	2.8	1	07/30/23 17:35	07/31/23 13:48	7439-96-5	
Molybdenum	545	ug/L	10.0	1.2	1	07/30/23 17:35	07/31/23 13:48	7439-98-7	
Potassium	17300	ug/L	1000	219	1	07/30/23 17:35	07/31/23 13:48	7440-09-7	
Silica	11500	ug/L	450		1	07/30/23 17:35	07/31/23 13:48	7631-86-9	N2
Sodium	167000	ug/L	1000	288	1	07/30/23 17:35	07/31/23 13:48	7440-23-5	
6010 MET ICP, Dissolved									
Analytical Method: EPA 6010 Preparation Method: EPA 3010									
Pace Analytical Services - Indianapolis									
Iron, Dissolved	2390	ug/L	100	49.5	1	07/30/23 17:29	08/01/23 09:39	7439-89-6	
Manganese, Dissolved	354	ug/L	10.0	7.6	1	07/30/23 17:29	08/01/23 09:39	7439-96-5	
Molybdenum, Dissolved	546	ug/L	10.0	1.1	1	07/30/23 17:29	08/01/23 09:39	7439-98-7	
6020 MET ICPMS									
Analytical Method: EPA 6020 Preparation Method: EPA 200.2									
Pace Analytical Services - Indianapolis									
Antimony	ND	ug/L	1.0	0.49	1	07/29/23 07:30	08/02/23 17:41	7440-36-0	
Arsenic	428	ug/L	4.0	0.30	4	07/29/23 07:30	08/03/23 18:32	7440-38-2	
Beryllium	ND	ug/L	0.20	0.035	1	07/29/23 07:30	08/02/23 17:41	7440-41-7	
Cobalt	ND	ug/L	1.0	0.046	1	07/29/23 07:30	08/02/23 17:41	7440-48-4	
Selenium	ND	ug/L	1.0	0.20	1	07/29/23 07:30	08/02/23 17:41	7782-49-2	
Thallium	ND	ug/L	1.0	0.040	1	07/29/23 07:30	08/02/23 17:41	7440-28-0	
7470 Mercury									
Analytical Method: EPA 7470 Preparation Method: EPA 7470									
Pace Analytical Services - Indianapolis									
Mercury	ND	ug/L	0.20	0.12	1	08/03/23 19:01	08/04/23 10:38	7439-97-6	
2320B Alkalinity									
Analytical Method: SM 2320B									
Pace Analytical Services - Indianapolis									
Alkalinity, Total as CaCO3	224	mg/L	10.0	10.0	1		07/28/23 21:10		

REPORT OF LABORATORY ANALYSIS

This report shall not be reproduced, except in full,
 without the written consent of Pace Analytical Services, LLC.



ANALYTICAL RESULTS

Project: Harding Street P1R1
 Pace Project No.: 50350297

Sample: MW-7D1		Lab ID: 50350297002		Collected: 07/27/23 15:00	Received: 07/27/23 16:40	Matrix: Water			
Parameters	Results	Units	Report Limit	MDL	DF	Prepared	Analyzed	CAS No.	Qual
2320B Alkalinity		Analytical Method: SM 2320B Pace Analytical Services - Indianapolis							
Alkalinity,Bicarbonate (CaCO3)	224	mg/L	10.0	10.0	1		07/28/23 21:10		
Alkalinity,Carbonate (CaCO3)	ND	mg/L	10.0	10.0	1		07/28/23 21:10		
2540C Total Dissolved Solids		Analytical Method: SM 2540C Pace Analytical Services - Indianapolis							
Total Dissolved Solids	1510	mg/L	20.0	20.0	1		07/29/23 18:39		
4500H+ pH, Electrometric		Analytical Method: SM 4500-H+B Pace Analytical Services - Indianapolis							
pH at 25 Degrees C	8.1	Std. Units	0.10	0.10	1		08/10/23 12:00		H3
4500S2D Sulfide Water		Analytical Method: SM 4500-S2-D Pace Analytical Services - Indianapolis							
Sulfide	ND	mg/L	0.10	0.025	1		07/28/23 10:24	18496-25-8	
Iron, Ferrous		Analytical Method: HACH 8146 Pace Analytical Services - Indianapolis							
Iron, Ferrous	ND	mg/L	0.20	0.035	1		08/09/23 13:03	15438-31-0	H3,N2
353.2 Nitrogen, NO2/NO3 unpres		Analytical Method: EPA 353.2 Pace Analytical Services - Indianapolis							
Nitrogen, Nitrate	ND	mg/L	0.10	0.011	1		07/27/23 23:17	14797-55-8	B0,C0
Nitrogen, Nitrite	ND	mg/L	0.10	0.0040	1		07/27/23 23:17	14797-65-0	B0,C0
365.1 Total Phosphorus		Analytical Method: EPA 365.1 Preparation Method: EPA 365.1 Pace Analytical Services - Indianapolis							
Phosphate as P04	1.7	mg/L	0.15	0.15	1	08/01/23 11:30	08/02/23 13:24		
5310C TOC		Analytical Method: SM 5310C Pace Analytical Services - Indianapolis							
Total Organic Carbon	2.2	mg/L	1.0	0.24	1		07/28/23 19:03	7440-44-0	
5310C Dissolved Organic Carbon		Analytical Method: SM 5310C Pace Analytical Services - Indianapolis							
Dissolved Organic Carbon	2.2	mg/L	1.0	0.24	1		07/28/23 21:58		

REPORT OF LABORATORY ANALYSIS

This report shall not be reproduced, except in full,
 without the written consent of Pace Analytical Services, LLC.



QUALITY CONTROL DATA

Project: Harding Street P1R1

Pace Project No.: 50350297

QC Batch:	746777	Analysis Method:	EPA 9056
QC Batch Method:	EPA 9056	Analysis Description:	9056 IC Anions
		Laboratory:	Pace Analytical Services - Indianapolis

Associated Lab Samples: 50350297001, 50350297002

METHOD BLANK: 3423246 Matrix: Water

Associated Lab Samples: 50350297001, 50350297002

Parameter	Units	Blank Result	Reporting Limit	MDL	Analyzed	Qualifiers
Chloride	mg/L	ND	0.25	0.067	08/06/23 19:08	
Fluoride	mg/L	ND	0.10	0.017	08/06/23 19:08	
Sulfate	mg/L	ND	0.25	0.19	08/06/23 19:08	

LABORATORY CONTROL SAMPLE: 3423247

Parameter	Units	Spike Conc.	LCS Result	LCS % Rec	% Rec Limits	Qualifiers
Chloride	mg/L	2.5	2.3	90	80-120	
Fluoride	mg/L	1	0.94	94	80-120	
Sulfate	mg/L	5	4.7	94	80-120	

MATRIX SPIKE & MATRIX SPIKE DUPLICATE: 3423248 3423249

Parameter	Units	50350205003		3423248		3423249		% Rec	% Rec	% Rec Limits	RPD	Max RPD	Qual
		MS Result	MSD Result	MS Spike Conc.	MSD Spike Conc.	MS Result	MSD Result						
Chloride	mg/L	92.3	25	25	113	113	85	84	80-120	0	15		
Fluoride	mg/L	0.28	1	1	1.2	1.2	97	96	80-120	0	15		
Sulfate	mg/L	72.3	50	50	116	116	88	88	80-120	0	15		

Results presented on this page are in the units indicated by the "Units" column except where an alternate unit is presented to the right of the result.

REPORT OF LABORATORY ANALYSIS

This report shall not be reproduced, except in full, without the written consent of Pace Analytical Services, LLC.



QUALITY CONTROL DATA

Project: Harding Street P1R1

Pace Project No.: 50350297

QC Batch:	746608	Analysis Method:	EPA 7470
QC Batch Method:	EPA 7470	Analysis Description:	7470 Mercury
		Laboratory:	Pace Analytical Services - Indianapolis

Associated Lab Samples: 50350297001, 50350297002

METHOD BLANK: 3422501 Matrix: Water

Associated Lab Samples: 50350297001, 50350297002

Parameter	Units	Blank Result	Reporting Limit	MDL	Analyzed	Qualifiers
Mercury	ug/L	ND	0.20	0.12	08/04/23 09:56	

LABORATORY CONTROL SAMPLE: 3422502

Parameter	Units	Spike Conc.	LCS Result	LCS % Rec	% Rec Limits	Qualifiers
Mercury	ug/L	5	4.5	90	80-120	

MATRIX SPIKE & MATRIX SPIKE DUPLICATE: 3422503 3422504

Parameter	Units	50350205003		3422504		MS % Rec	MSD % Rec	% Rec Limits	RPD	Max RPD	Qual
		MS Spike Conc.	MSD Spike Conc.	MS Result	MSD Result						
Mercury	ug/L	ND	5	5	4.7	4.8	93	95	75-125	2	20

Results presented on this page are in the units indicated by the "Units" column except where an alternate unit is presented to the right of the result.

REPORT OF LABORATORY ANALYSIS

This report shall not be reproduced, except in full, without the written consent of Pace Analytical Services, LLC.



QUALITY CONTROL DATA

Project: Harding Street P1R1

Pace Project No.: 50350297

QC Batch: 745668

Analysis Method: EPA 6010

QC Batch Method: EPA 3010

Analysis Description: 6010 MET

Laboratory: Pace Analytical Services - Indianapolis

Associated Lab Samples: 50350297001, 50350297002

METHOD BLANK: 3418610

Matrix: Water

Associated Lab Samples: 50350297001, 50350297002

Parameter	Units	Blank Result	Reporting Limit	MDL	Analyzed	Qualifiers
Aluminum	ug/L	ND	200	42.2	07/31/23 13:32	
Barium	ug/L	ND	10.0	1.9	07/31/23 13:32	
Boron	ug/L	ND	100	12.3	07/31/23 13:32	
Cadmium	ug/L	ND	2.0	0.59	07/31/23 13:32	
Calcium	ug/L	ND	1000	143	07/31/23 13:32	
Chromium	ug/L	ND	10.0	1.4	07/31/23 13:32	
Iron	ug/L	ND	100	28.6	07/31/23 13:32	
Lead	ug/L	ND	10.0	3.1	07/31/23 13:32	
Lithium	ug/L	ND	20.0	6.2	07/31/23 13:32	
Magnesium	ug/L	ND	1000	45.6	07/31/23 13:32	
Manganese	ug/L	ND	10.0	2.8	07/31/23 13:32	
Molybdenum	ug/L	ND	10.0	1.2	07/31/23 13:32	
Potassium	ug/L	ND	1000	219	07/31/23 13:32	
Silica	ug/L	ND	450		07/31/23 13:32	N2
Sodium	ug/L	ND	1000	288	07/31/23 13:32	

LABORATORY CONTROL SAMPLE: 3418611

Parameter	Units	Spike Conc.	LCS Result	LCS % Rec	% Rec Limits	Qualifiers
Aluminum	ug/L	10000	9550	95	80-120	
Barium	ug/L	1000	955	96	80-120	
Boron	ug/L	1000	948	95	80-120	
Cadmium	ug/L	1000	967	97	80-120	
Calcium	ug/L	10000	9620	96	80-120	
Chromium	ug/L	1000	976	98	80-120	
Iron	ug/L	10000	9780	98	80-120	
Lead	ug/L	1000	928	93	80-120	
Lithium	ug/L	1000	955	96	80-120	
Magnesium	ug/L	10000	9490	95	80-120	
Manganese	ug/L	1000	954	95	80-120	
Molybdenum	ug/L	1000	986	99	80-120	
Potassium	ug/L	10000	9420	94	80-120	
Silica	ug/L	10700	9600	90	80-120	N2
Sodium	ug/L	10000	9530	95	80-120	

Results presented on this page are in the units indicated by the "Units" column except where an alternate unit is presented to the right of the result.

REPORT OF LABORATORY ANALYSIS

This report shall not be reproduced, except in full, without the written consent of Pace Analytical Services, LLC.



QUALITY CONTROL DATA

Project: Harding Street P1R1

Pace Project No.: 50350297

MATRIX SPIKE & MATRIX SPIKE DUPLICATE: 3418612 3418613														
Parameter	Units	50350205003		MS	MSD	3418613		% Rec	% Rec	% Rec	Limits	RPD	Max RPD	Qual
		Result	Conc.	Spike Conc.	Spike Conc.	MS Result	MSD Result							
Aluminum	ug/L	ND	10000	10000	10000	9600	9660	96	96	75-125	1	20		
Barium	ug/L	124	1000	1000	1000	1100	1090	97	97	75-125	0	20		
Boron	ug/L	130	1000	1000	1000	1100	1110	97	98	75-125	1	20		
Cadmium	ug/L	ND	1000	1000	1000	993	972	99	97	75-125	2	20		
Calcium	ug/L	72700	10000	10000	10000	80700	82300	79	95	75-125	2	20		
Chromium	ug/L	ND	1000	1000	1000	970	957	97	96	75-125	1	20		
Iron	ug/L	1530	10000	10000	10000	11300	11300	98	98	75-125	0	20		
Lead	ug/L	ND	1000	1000	1000	921	900	92	90	75-125	2	20		
Lithium	ug/L	ND	1000	1000	1000	1010	1010	101	100	75-125	1	20		
Magnesium	ug/L	21400	10000	10000	10000	30400	30800	91	94	75-125	1	20		
Manganese	ug/L	250	1000	1000	1000	1200	1200	95	95	75-125	0	20		
Molybdenum	ug/L	ND	1000	1000	1000	1020	1000	101	99	75-125	2	20		
Potassium	ug/L	4970	10000	10000	10000	15100	15000	101	100	75-125	0	20		
Silica	ug/L	7390	10700	10700	10700	16800	17200	88	92	75-125	2	20	N2	
Sodium	ug/L	71100	10000	10000	10000	80300	80700	93	97	75-125	1	20		

Results presented on this page are in the units indicated by the "Units" column except where an alternate unit is presented to the right of the result.

REPORT OF LABORATORY ANALYSIS

This report shall not be reproduced, except in full, without the written consent of Pace Analytical Services, LLC.



QUALITY CONTROL DATA

Project: Harding Street P1R1

Pace Project No.: 50350297

QC Batch:	745674	Analysis Method:	EPA 6010
QC Batch Method:	EPA 3010	Analysis Description:	6010 MET Dissolved
		Laboratory:	Pace Analytical Services - Indianapolis

Associated Lab Samples: 50350297001, 50350297002

METHOD BLANK: 3418632 Matrix: Water

Associated Lab Samples: 50350297001, 50350297002

Parameter	Units	Blank Result	Reporting Limit	MDL	Analyzed	Qualifiers
Iron, Dissolved	ug/L	ND	100	49.5	08/01/23 08:45	
Manganese, Dissolved	ug/L	ND	10.0	7.6	08/01/23 08:45	
Molybdenum, Dissolved	ug/L	ND	10.0	1.1	08/01/23 08:45	

LABORATORY CONTROL SAMPLE: 3418633

Parameter	Units	Spike Conc.	LCS Result	LCS % Rec	% Rec Limits	Qualifiers
Iron, Dissolved	ug/L	10000	8940	89	80-120	
Manganese, Dissolved	ug/L	1000	847	85	80-120	
Molybdenum, Dissolved	ug/L	1000	912	91	80-120	

MATRIX SPIKE & MATRIX SPIKE DUPLICATE: 3418634 3418635

Parameter	Units	50350153026		3418634		3418635		% Rec Limits	RPD	Max RPD	Qual
		Result	MS Spike Conc.	MSD Spike Conc.	MS Result	MSD Result	MS % Rec				
Iron, Dissolved	ug/L	117	10000	10000	9710	9950	96	98	75-125	2	20
Manganese, Dissolved	ug/L	734	1000	1000	1630	1660	90	92	75-125	1	20
Molybdenum, Dissolved	ug/L	17.7	1000	1000	999	1030	98	101	75-125	3	20

Results presented on this page are in the units indicated by the "Units" column except where an alternate unit is presented to the right of the result.

REPORT OF LABORATORY ANALYSIS

This report shall not be reproduced, except in full, without the written consent of Pace Analytical Services, LLC.



QUALITY CONTROL DATA

Project: Harding Street P1R1
Pace Project No.: 50350297

QC Batch: 745789 Analysis Method: EPA 6020
QC Batch Method: EPA 200.2 Analysis Description: 6020 MET
Laboratory: Pace Analytical Services - Indianapolis

Associated Lab Samples: 50350297001, 50350297002

METHOD BLANK: 3419292 Matrix: Water
Associated Lab Samples: 50350297001, 50350297002

Parameter	Units	Blank Result	Reporting Limit	MDL	Analyzed	Qualifiers
Antimony	ug/L	ND	1.0	0.49	08/02/23 16:48	
Arsenic	ug/L	ND	1.0	0.075	08/02/23 16:48	
Beryllium	ug/L	ND	0.20	0.035	08/02/23 16:48	
Cobalt	ug/L	ND	1.0	0.046	08/02/23 16:48	
Selenium	ug/L	ND	1.0	0.20	08/02/23 16:48	
Thallium	ug/L	ND	1.0	0.040	08/02/23 16:48	

LABORATORY CONTROL SAMPLE: 3419293

Parameter	Units	Spike Conc.	LCS Result	LCS % Rec	% Rec Limits	Qualifiers
Antimony	ug/L	40	41.1	103	80-120	
Arsenic	ug/L	40	38.6	96	80-120	
Beryllium	ug/L	40	40.5	101	80-120	
Cobalt	ug/L	40	40.8	102	80-120	
Selenium	ug/L	40	38.8	97	80-120	
Thallium	ug/L	40	40.5	101	80-120	

MATRIX SPIKE & MATRIX SPIKE DUPLICATE: 3419294 3419295

Parameter	Units	50350205003		MSD		MS		MSD		% Rec Limits	RPD	Max RPD	Qual
		Result	Spike Conc.	Spike Conc.	Result	Result	% Rec	% Rec					
Antimony	ug/L	ND	40	40	41.5	41.1	104	103	75-125	1	20		
Arsenic	ug/L	2.1	40	40	41.0	41.0	97	97	75-125	0	20		
Beryllium	ug/L	ND	40	40	41.5	41.2	104	103	75-125	1	20		
Cobalt	ug/L	ND	40	40	38.9	38.5	97	96	75-125	1	20		
Selenium	ug/L	ND	40	40	39.2	38.3	98	96	75-125	2	20		
Thallium	ug/L	ND	40	40	40.7	40.7	102	102	75-125	0	20		

MATRIX SPIKE & MATRIX SPIKE DUPLICATE: 3419296 3419297

Parameter	Units	50350254003		MSD		MS		MSD		% Rec Limits	RPD	Max RPD	Qual
		Result	Spike Conc.	Spike Conc.	Result	Result	% Rec	% Rec					
Antimony	ug/L	ND	40	40	39.4	39.4	98	98	75-125	0	20		
Arsenic	ug/L	ND	40	40	41.9	41.4	94	93	75-125	1	20		
Beryllium	ug/L	ND	40	40	39.6	39.3	99	98	75-125	1	20		
Cobalt	ug/L	4.2	40	40	41.0	40.9	92	92	75-125	0	20		

Results presented on this page are in the units indicated by the "Units" column except where an alternate unit is presented to the right of the result.

REPORT OF LABORATORY ANALYSIS

This report shall not be reproduced, except in full,
without the written consent of Pace Analytical Services, LLC.



QUALITY CONTROL DATA

Project: Harding Street P1R1

Pace Project No.: 50350297

MATRIX SPIKE & MATRIX SPIKE DUPLICATE:		3419296		3419297									
Parameter	Units	50350254003 Result	MS Spike Conc.	MSD Spike Conc.	MS Result	MSD Result	MS % Rec	MSD % Rec	% Rec Limits	RPD	Max RPD	Qual	
Selenium	ug/L	ND	40	40	37.3	36.7	92	91	75-125	2	20		
Thallium	ug/L	ND	40	40	41.1	41.2	102	103	75-125	0	20		

Results presented on this page are in the units indicated by the "Units" column except where an alternate unit is presented to the right of the result.

REPORT OF LABORATORY ANALYSIS

This report shall not be reproduced, except in full,
without the written consent of Pace Analytical Services, LLC.



QUALITY CONTROL DATA

Project: Harding Street P1R1

Pace Project No.: 50350297

QC Batch:	745842	Analysis Method:	SM 2320B
QC Batch Method:	SM 2320B	Analysis Description:	2320B Alkalinity
		Laboratory:	Pace Analytical Services - Indianapolis

Associated Lab Samples: 50350297001, 50350297002

METHOD BLANK: 3419513 Matrix: Water

Associated Lab Samples: 50350297001, 50350297002

Parameter	Units	Blank Result	Reporting Limit	MDL	Analyzed	Qualifiers
Alkalinity, Total as CaCO3	mg/L	ND	10.0	10.0	07/28/23 21:10	
Alkalinity,Bicarbonate (CaCO3)	mg/L	ND	10.0	10.0	07/28/23 21:10	
Alkalinity,Carbonate (CaCO3)	mg/L	ND	10.0	10.0	07/28/23 21:10	

LABORATORY CONTROL SAMPLE: 3419514

Parameter	Units	Spike Conc.	LCS Result	LCS % Rec	% Rec Limits	Qualifiers
Alkalinity, Total as CaCO3	mg/L	50	49.6	99	90-110	

SAMPLE DUPLICATE: 3419515

Parameter	Units	50350254007 Result	Dup Result	RPD	Max RPD	Qualifiers
Alkalinity, Total as CaCO3	mg/L	291	303	4	20	
Alkalinity,Bicarbonate (CaCO3)	mg/L	291	303	4	20	
Alkalinity,Carbonate (CaCO3)	mg/L	ND	ND		20	

SAMPLE DUPLICATE: 3419516

Parameter	Units	50350268001 Result	Dup Result	RPD	Max RPD	Qualifiers
Alkalinity, Total as CaCO3	mg/L	325	329	1	20	
Alkalinity,Bicarbonate (CaCO3)	mg/L	325	329	1	20	
Alkalinity,Carbonate (CaCO3)	mg/L	ND	ND		20	

Results presented on this page are in the units indicated by the "Units" column except where an alternate unit is presented to the right of the result.

REPORT OF LABORATORY ANALYSIS

This report shall not be reproduced, except in full, without the written consent of Pace Analytical Services, LLC.



QUALITY CONTROL DATA

Project: Harding Street P1R1

Pace Project No.: 50350297

QC Batch: 745891

Analysis Method: SM 2540C

QC Batch Method: SM 2540C

Analysis Description: 2540C Total Dissolved Solids

Laboratory: Pace Analytical Services - Indianapolis

Associated Lab Samples: 50350297001, 50350297002

METHOD BLANK: 3419746

Matrix: Water

Associated Lab Samples: 50350297001, 50350297002

Parameter	Units	Blank Result	Reporting Limit	MDL	Analyzed	Qualifiers
Total Dissolved Solids	mg/L	ND	10.0	10.0	07/29/23 18:37	

LABORATORY CONTROL SAMPLE: 3419747

Parameter	Units	Spike Conc.	LCS Result	LCS % Rec	% Rec Limits	Qualifiers
Total Dissolved Solids	mg/L	300	287	96	80-120	

SAMPLE DUPLICATE: 3419749

Parameter	Units	50350367001 Result	Dup Result	RPD	Max RPD	Qualifiers
Total Dissolved Solids	mg/L	154	150	3	10	

Results presented on this page are in the units indicated by the "Units" column except where an alternate unit is presented to the right of the result.

REPORT OF LABORATORY ANALYSIS

This report shall not be reproduced, except in full, without the written consent of Pace Analytical Services, LLC.



QUALITY CONTROL DATA

Project: Harding Street P1R1

Pace Project No.: 50350297

QC Batch: 747678

Analysis Method: SM 4500-H+B

QC Batch Method: SM 4500-H+B

Analysis Description: 4500H+B pH

Laboratory: Pace Analytical Services - Indianapolis

Associated Lab Samples: 50350297001, 50350297002

SAMPLE DUPLICATE: 3427355

Parameter	Units	50350551001 Result	Dup Result	RPD	Max RPD	Qualifiers
pH at 25 Degrees C	Std. Units	8.1	8.0	1	2	H3

SAMPLE DUPLICATE: 3427356

Parameter	Units	50350528002 Result	Dup Result	RPD	Max RPD	Qualifiers
pH at 25 Degrees C	Std. Units	5.8	5.7	2	2	H3

Results presented on this page are in the units indicated by the "Units" column except where an alternate unit is presented to the right of the result.

REPORT OF LABORATORY ANALYSIS

This report shall not be reproduced, except in full,
without the written consent of Pace Analytical Services, LLC.



QUALITY CONTROL DATA

Project: Harding Street P1R1

Pace Project No.: 50350297

QC Batch:	745724	Analysis Method:	SM 4500-S2-D
QC Batch Method:	SM 4500-S2-D	Analysis Description:	4500S2D Sulfide Water
		Laboratory:	Pace Analytical Services - Indianapolis

Associated Lab Samples: 50350297001, 50350297002

METHOD BLANK: 3418916 Matrix: Water

Associated Lab Samples: 50350297001, 50350297002

Parameter	Units	Blank Result	Reporting Limit	MDL	Analyzed	Qualifiers
Sulfide	mg/L	ND	0.10	0.025	07/28/23 10:24	

LABORATORY CONTROL SAMPLE: 3418917

Parameter	Units	Spike Conc.	LCS Result	LCS % Rec	% Rec Limits	Qualifiers
Sulfide	mg/L	0.5	0.52	104	90-110	

MATRIX SPIKE & MATRIX SPIKE DUPLICATE: 3418918 3418919

Parameter	Units	50350205003		3418918		3418919		% Rec Limits	RPD	Max RPD	Qual
		MS Spike Conc.	MSD Spike Conc.	MS Result	MSD Result	MS % Rec	MSD % Rec				
Sulfide	mg/L	ND	0.5	0.5	0.56	0.54	111	108	90-110	3	20 M0

MATRIX SPIKE SAMPLE: 3418920

Parameter	Units	50350270002 Result	Spike Conc.	MS Result	MS % Rec	% Rec Limits	Qualifiers
Sulfide	mg/L	ND	0.5	0.52	104	90-110	

Results presented on this page are in the units indicated by the "Units" column except where an alternate unit is presented to the right of the result.

REPORT OF LABORATORY ANALYSIS

This report shall not be reproduced, except in full, without the written consent of Pace Analytical Services, LLC.



QUALITY CONTROL DATA

Project: Harding Street P1R1

Pace Project No.: 50350297

QC Batch:	747407	Analysis Method:	HACH 8146
QC Batch Method:	HACH 8146	Analysis Description:	Iron, Ferrous
		Laboratory:	Pace Analytical Services - Indianapolis

Associated Lab Samples: 50350297001, 50350297002

METHOD BLANK: 3426155 Matrix: Water

Associated Lab Samples: 50350297001, 50350297002

Parameter	Units	Blank Result	Reporting Limit	MDL	Analyzed	Qualifiers
Iron, Ferrous	mg/L	ND	0.20	0.035	08/09/23 12:44	H3,N2

LABORATORY CONTROL SAMPLE: 3426156

Parameter	Units	Spike Conc.	LCS Result	LCS % Rec	% Rec Limits	Qualifiers
Iron, Ferrous	mg/L	1	1.0	102	90-110	H3,N2

MATRIX SPIKE & MATRIX SPIKE DUPLICATE: 3426157 3426158

Parameter	Units	50350205003		3426158		MS % Rec	MSD % Rec	% Rec Limits	RPD	Max RPD	Qual	
		MS Spike Conc.	MSD Spike Conc.	MS Result	MSD Result							
Iron, Ferrous	mg/L	ND	1	1	1.1	1.1	106	107	90-110	1	20	H3,N2

MATRIX SPIKE SAMPLE: 3426159

Parameter	Units	50350545001 Result	Spike Conc.	MS Result	MS % Rec	% Rec Limits	Qualifiers
Iron, Ferrous	mg/L	ND	1	1.1	109	90-110	H3,N2

Results presented on this page are in the units indicated by the "Units" column except where an alternate unit is presented to the right of the result.

REPORT OF LABORATORY ANALYSIS

This report shall not be reproduced, except in full, without the written consent of Pace Analytical Services, LLC.



QUALITY CONTROL DATA

Project: Harding Street P1R1

Pace Project No.: 50350297

QC Batch:	745675	Analysis Method:	EPA 353.2
QC Batch Method:	EPA 353.2	Analysis Description:	353.2 Nitrate + Nitrite, Unpres.
		Laboratory:	Pace Analytical Services - Indianapolis

Associated Lab Samples: 50350297001, 50350297002

METHOD BLANK: 3418636 Matrix: Water

Associated Lab Samples: 50350297001, 50350297002

Parameter	Units	Blank Result	Reporting Limit	MDL	Analyzed	Qualifiers
Nitrogen, Nitrate	mg/L	ND	0.10	0.011	07/27/23 22:43	B0
Nitrogen, Nitrite	mg/L	ND	0.10	0.0040	07/27/23 22:43	B0

LABORATORY CONTROL SAMPLE: 3418637

Parameter	Units	Spike Conc.	LCS Result	LCS % Rec	% Rec Limits	Qualifiers
Nitrogen, Nitrate	mg/L	1	1.1	108	90-110	B0,C0
Nitrogen, Nitrite	mg/L	1	1.0	103	90-110	B0,C0

MATRIX SPIKE & MATRIX SPIKE DUPLICATE: 3418638 3418639

Parameter	Units	50350254003 Result	MS Spike Conc.	MSD Spike Conc.	MS Result	MSD Result	MS % Rec	MSD % Rec	% Rec Limits	RPD	Max RPD	Qual
Nitrogen, Nitrate	mg/L	ND	1	1	1.1	1.1	100	99	90-110	1	20	B0,C0
Nitrogen, Nitrite	mg/L	ND	1	1	1.0	1.0	103	103	90-110	0	20	B0,C0

MATRIX SPIKE SAMPLE: 3418640

Parameter	Units	50350270003 Result	Spike Conc.	MS Result	MS % Rec	% Rec Limits	Qualifiers
Nitrogen, Nitrate	mg/L	ND	1	1.0	102	90-110	B0,C0
Nitrogen, Nitrite	mg/L	ND	1	1.0	102	90-110	B0,C0

Results presented on this page are in the units indicated by the "Units" column except where an alternate unit is presented to the right of the result.

REPORT OF LABORATORY ANALYSIS

This report shall not be reproduced, except in full, without the written consent of Pace Analytical Services, LLC.



QUALITY CONTROL DATA

Project: Harding Street P1R1
 Pace Project No.: 50350297

QC Batch: 746138 Analysis Method: EPA 365.1
 QC Batch Method: EPA 365.1 Analysis Description: 365.1 Total Phosphorus
 Laboratory: Pace Analytical Services - Indianapolis

Associated Lab Samples: 50350297001, 50350297002

METHOD BLANK: 3420492 Matrix: Water

Associated Lab Samples: 50350297001, 50350297002

Parameter	Units	Blank Result	Reporting Limit	MDL	Analyzed	Qualifiers
Phosphate as P04	mg/L	ND	0.15	0.15	08/02/23 13:12	

LABORATORY CONTROL SAMPLE: 3420493

Parameter	Units	Spike Conc.	LCS Result	LCS % Rec	% Rec Limits	Qualifiers
Phosphate as P04	mg/L		1.6			

MATRIX SPIKE & MATRIX SPIKE DUPLICATE: 3420494 3420495

Parameter	Units	50350215003 Result	MS Spike Conc.	MSD Spike Conc.	MS Result	MSD Result	MS % Rec	MSD % Rec	% Rec Limits	RPD	Max RPD	Qual
Phosphate as P04	mg/L	2.9			4.4	4.5				1		

MATRIX SPIKE SAMPLE: 3420496

Parameter	Units	50350261001 Result	Spike Conc.	MS Result	MS % Rec	% Rec Limits	Qualifiers
Phosphate as P04	mg/L	<0.15		1.6			

Results presented on this page are in the units indicated by the "Units" column except where an alternate unit is presented to the right of the result.

REPORT OF LABORATORY ANALYSIS

This report shall not be reproduced, except in full,
 without the written consent of Pace Analytical Services, LLC.



QUALITY CONTROL DATA

Project: Harding Street P1R1

Pace Project No.: 50350297

QC Batch: 745747

Analysis Method: SM 5310C

QC Batch Method: SM 5310C

Analysis Description: 5310C Total Organic Carbon

Laboratory: Pace Analytical Services - Indianapolis

Associated Lab Samples: 50350297001, 50350297002

METHOD BLANK: 3418993

Matrix: Water

Associated Lab Samples: 50350297001, 50350297002

Parameter	Units	Blank Result	Reporting Limit	MDL	Analyzed	Qualifiers
Total Organic Carbon	mg/L	ND	1.0	0.24	07/28/23 17:47	

LABORATORY CONTROL SAMPLE: 3418994

Parameter	Units	Spike Conc.	LCS Result	LCS % Rec	% Rec Limits	Qualifiers
Total Organic Carbon	mg/L	10	10.1	101	90-110	

MATRIX SPIKE & MATRIX SPIKE DUPLICATE: 3418995 3418996

Parameter	Units	50350205003		3418996		MS % Rec	MSD % Rec	% Rec Limits	RPD	Max RPD	Qual
		MS Spike Conc.	MSD Spike Conc.	MS Result	MSD Result						
Total Organic Carbon	mg/L	1.9	10	11.9	11.8	100	98	80-120	1	20	

Results presented on this page are in the units indicated by the "Units" column except where an alternate unit is presented to the right of the result.

REPORT OF LABORATORY ANALYSIS

This report shall not be reproduced, except in full, without the written consent of Pace Analytical Services, LLC.



QUALITY CONTROL DATA

Project: Harding Street P1R1

Pace Project No.: 50350297

QC Batch: 745750

Analysis Method: SM 5310C

QC Batch Method: SM 5310C

Analysis Description: 5310C Dissolved Organic Carbon

Laboratory: Pace Analytical Services - Indianapolis

Associated Lab Samples: 50350297001, 50350297002

METHOD BLANK: 3419005

Matrix: Water

Associated Lab Samples: 50350297001, 50350297002

Parameter	Units	Blank Result	Reporting Limit	MDL	Analyzed	Qualifiers
Dissolved Organic Carbon	mg/L	ND	1.0	0.24	07/28/23 19:23	

LABORATORY CONTROL SAMPLE: 3419006

Parameter	Units	Spike Conc.	LCS Result	LCS % Rec	% Rec Limits	Qualifiers
Dissolved Organic Carbon	mg/L	10	10.1	101	90-110	

MATRIX SPIKE & MATRIX SPIKE DUPLICATE: 3419007 3419008

Parameter	Units	50350205003		3419007		3419008		% Rec Limits	RPD	Max RPD	Qual	
		MS Spike Conc.	MSD Spike Conc.	MS Result	MSD Result	MS % Rec	MSD % Rec					
Dissolved Organic Carbon	mg/L	2.0	10	10	11.8	11.8	98	98	80-120	0	20	

Results presented on this page are in the units indicated by the "Units" column except where an alternate unit is presented to the right of the result.

REPORT OF LABORATORY ANALYSIS

This report shall not be reproduced, except in full, without the written consent of Pace Analytical Services, LLC.



ANALYTICAL RESULTS - RADIOCHEMISTRY

Project: Harding Street P1R1

Pace Project No.: 50350297

Sample: MW-6D **Lab ID: 50350297001** Collected: 07/27/23 11:45 Received: 07/27/23 16:40 Matrix: Water
 PWS: Site ID: Sample Type:

Parameters	Method	Act ± Unc (MDC) Carr Trac	Units	Analyzed	CAS No.	Qual
Pace Analytical Services - Greensburg						
Radium-226	EPA 903.1	0.764 ± 0.668 (1.02) C:NA T:95%	pCi/L	08/14/23 15:07	13982-63-3	
Pace Analytical Services - Greensburg						
Radium-228	EPA 904.0	0.980 ± 0.444 (0.747) C:80% T:87%	pCi/L	08/14/23 17:05	15262-20-1	
Pace Analytical Services - Greensburg						
Total Radium	Total Radium Calculation	1.74 ± 1.11 (1.77)	pCi/L	08/15/23 16:40	7440-14-4	

REPORT OF LABORATORY ANALYSIS

This report shall not be reproduced, except in full,
 without the written consent of Pace Analytical Services, LLC.



ANALYTICAL RESULTS - RADIOCHEMISTRY

Project: Harding Street P1R1

Pace Project No.: 50350297

Sample: MW-7D1 **Lab ID: 50350297002** Collected: 07/27/23 15:00 Received: 07/27/23 16:40 Matrix: Water
PWS: Site ID: Sample Type:

Parameters	Method	Act ± Unc (MDC) Carr Trac	Units	Analyzed	CAS No.	Qual
Pace Analytical Services - Greensburg						
Radium-226	EPA 903.1	0.244 ± 0.416 (0.734) C:NA T:95%	pCi/L	08/14/23 15:07	13982-63-3	
Pace Analytical Services - Greensburg						
Radium-228	EPA 904.0	0.979 ± 0.444 (0.748) C:87% T:82%	pCi/L	08/14/23 17:05	15262-20-1	
Pace Analytical Services - Greensburg						
Total Radium	Total Radium Calculation	1.22 ± 0.860 (1.48)	pCi/L	08/15/23 16:40	7440-14-4	

REPORT OF LABORATORY ANALYSIS

This report shall not be reproduced, except in full, without the written consent of Pace Analytical Services, LLC.



QUALITY CONTROL - RADIOCHEMISTRY

Project: Harding Street P1R1

Pace Project No.: 50350297

QC Batch: 605755

Analysis Method: EPA 903.1

QC Batch Method: EPA 903.1

Analysis Description: 903.1 Radium-226

Laboratory: Pace Analytical Services - Greensburg

Associated Lab Samples: 50350297001, 50350297002

METHOD BLANK: 2945750

Matrix: Water

Associated Lab Samples: 50350297001, 50350297002

Parameter	Act ± Unc (MDC) Carr Trac	Units	Analyzed	Qualifiers
Radium-226	0.0517 ± 0.268 (0.556) C:NA T:89%	pCi/L	08/14/23 14:42	

Results presented on this page are in the units indicated by the "Units" column except where an alternate unit is presented to the right of the result.

REPORT OF LABORATORY ANALYSIS

This report shall not be reproduced, except in full, without the written consent of Pace Analytical Services, LLC.



QUALITY CONTROL - RADIOCHEMISTRY

Project: Harding Street P1R1

Pace Project No.: 50350297

QC Batch: 605775

Analysis Method: EPA 904.0

QC Batch Method: EPA 904.0

Analysis Description: 904.0 Radium 228

Laboratory: Pace Analytical Services - Greensburg

Associated Lab Samples: 50350297001, 50350297002

METHOD BLANK: 2945784

Matrix: Water

Associated Lab Samples: 50350297001, 50350297002

Parameter	Act ± Unc (MDC) Carr Trac	Units	Analyzed	Qualifiers
Radium-228	-0.0969 ± 0.224 (0.561) C:83% T:92%	pCi/L	08/14/23 13:59	

Results presented on this page are in the units indicated by the "Units" column except where an alternate unit is presented to the right of the result.

REPORT OF LABORATORY ANALYSIS

This report shall not be reproduced, except in full, without the written consent of Pace Analytical Services, LLC.



QUALIFIERS

Project: Harding Street P1R1

Pace Project No.: 50350297

DEFINITIONS

DF - Dilution Factor, if reported, represents the factor applied to the reported data due to dilution of the sample aliquot.

ND - Not Detected at or above adjusted reporting limit.

TNTC - Too Numerous To Count

J - Estimated concentration above the adjusted method detection limit and below the adjusted reporting limit.

MDL - Adjusted Method Detection Limit.

PQL - Practical Quantitation Limit.

RL - Reporting Limit - The lowest concentration value that meets project requirements for quantitative data with known precision and bias for a specific analyte in a specific matrix.

S - Surrogate

1,2-Diphenylhydrazine decomposes to and cannot be separated from Azobenzene using Method 8270. The result for each analyte is a combined concentration.

Consistent with EPA guidelines, unrounded data are displayed and have been used to calculate % recovery and RPD values.

LCS(D) - Laboratory Control Sample (Duplicate)

MS(D) - Matrix Spike (Duplicate)

DUP - Sample Duplicate

RPD - Relative Percent Difference

NC - Not Calculable.

SG - Silica Gel - Clean-Up

U - Indicates the compound was analyzed for, but not detected.

N-Nitrosodiphenylamine decomposes and cannot be separated from Diphenylamine using Method 8270. The result reported for each analyte is a combined concentration.

Reported results are not rounded until the final step prior to reporting. Therefore, calculated parameters that are typically reported as "Total" may vary slightly from the sum of the reported component parameters.

Act - Activity

Unc - Uncertainty: SDWA = 1.96 sigma count uncertainty, all other matrices = Expanded Uncertainty (95% confidence interval).

Gamma Spec = Expanded Uncertainty (95.4% Confidence Interval)

(MDC) - Minimum Detectable Concentration

Trac - Tracer Recovery (%)

Carr - Carrier Recovery (%)

Pace Analytical is TNI accredited. Contact your Pace PM for the current list of accredited analytes.

TNI - The NELAC Institute.

BATCH QUALIFIERS

Batch: 745675

[B0] Analyte was detected in an associated blank at a concentration greater than the MDL.

ANALYTE QUALIFIERS

B0 Analyte was detected in an associated blank at a concentration greater than the MDL.

C0 Result confirmed by second analysis.

D3 Sample was diluted due to the presence of high levels of non-target analytes or other matrix interference.

H3 Sample was received or analysis requested beyond the recognized method holding time.

M0 Matrix spike recovery and/or matrix spike duplicate recovery was outside laboratory control limits.

N2 The lab does not hold NELAC/TNI accreditation for this parameter but other accreditations/certifications may apply. A complete list of accreditations/certifications is available upon request.

REPORT OF LABORATORY ANALYSIS

This report shall not be reproduced, except in full,
without the written consent of Pace Analytical Services, LLC.



QUALITY CONTROL DATA CROSS REFERENCE TABLE

Project: Harding Street P1R1

Pace Project No.: 50350297

Lab ID	Sample ID	QC Batch Method	QC Batch	Analytical Method	Analytical Batch
50350297001	MW-6D	EPA 9056	746777		
50350297002	MW-7D1	EPA 9056	746777		
50350297001	MW-6D	EPA 3010	745668	EPA 6010	745989
50350297002	MW-7D1	EPA 3010	745668	EPA 6010	745989
50350297001	MW-6D	EPA 3010	745674	EPA 6010	746114
50350297002	MW-7D1	EPA 3010	745674	EPA 6010	746114
50350297001	MW-6D	EPA 200.2	745789	EPA 6020	745880
50350297002	MW-7D1	EPA 200.2	745789	EPA 6020	745880
50350297001	MW-6D	EPA 7470	746608	EPA 7470	746735
50350297002	MW-7D1	EPA 7470	746608	EPA 7470	746735
50350297001	MW-6D	EPA 903.1	605755		
50350297002	MW-7D1	EPA 903.1	605755		
50350297001	MW-6D	EPA 904.0	605775		
50350297002	MW-7D1	EPA 904.0	605775		
50350297001	MW-6D	Total Radium Calculation	608866		
50350297002	MW-7D1	Total Radium Calculation	608866		
50350297001	MW-6D	SM 2320B	745842		
50350297002	MW-7D1	SM 2320B	745842		
50350297001	MW-6D	SM 2540C	745891		
50350297002	MW-7D1	SM 2540C	745891		
50350297001	MW-6D	SM 4500-H+B	747678		
50350297002	MW-7D1	SM 4500-H+B	747678		
50350297001	MW-6D	SM 4500-S2-D	745724		
50350297002	MW-7D1	SM 4500-S2-D	745724		
50350297001	MW-6D	HACH 8146	747407		
50350297002	MW-7D1	HACH 8146	747407		
50350297001	MW-6D	EPA 353.2	745675		
50350297002	MW-7D1	EPA 353.2	745675		
50350297001	MW-6D	EPA 365.1	746138	EPA 365.1	746417
50350297002	MW-7D1	EPA 365.1	746138	EPA 365.1	746417
50350297001	MW-6D	SM 5310C	745747		
50350297002	MW-7D1	SM 5310C	745747		
50350297001	MW-6D	SM 5310C	745750		
50350297002	MW-7D1	SM 5310C	745750		

REPORT OF LABORATORY ANALYSIS

This report shall not be reproduced, except in full, without the written consent of Pace Analytical Services, LLC.



SAMPLE CONDITION UPON RECEIPT FORM

Date/Time and Initials of person examining contents: DMP 07/27/23 17:09

1. Courier: FED EX UPS CLIENT PACE NOW/JETT OTHER _____

2. Custody Seal on Cooler/Box Present: Yes No
 (If yes)Seals Intact: Yes No (leave blank if no seals were present)

3. Thermometer: **1 2 3 4 5 6 7 8 A B C D E F G H**
 (Initial/Corrected) 0.0/0.0

4. Cooler Temperature(s): 0.0/0.0

RECORD TEMPS OF ALL COOLERS RECEIVED (use Comments below to add more)

5. Packing Material: Bubble Wrap Bubble Bags
 None Other ZPLCS

6. Ice Type: Wet Blue None

7. If temp. is over 6°C or under 0°C, was the PM notified?: Yes No
 Cooler temp should be above freezing to 6°C

All discrepancies will be written out in the comments section below.

	Yes	No		Yes	No	N/A
USDA Regulated Soils? (HI, ID, NY, WA, OR, CA, NM, TX, OK, AR, LA, TN, AL, MS, NC, SC, GA, FL, or Puerto Rico)		<input checked="" type="checkbox"/>	All containers needing acid/base preservation have been pH CHECKED?. Exceptions: VOA, coliform, LLHg, O&G, RAD CHEM, and any container with a septum cap or preserved with HCl.	<input checked="" type="checkbox"/>		
Short Hold Time Analysis (48 hours or less)? Analysis: <u>NO2/NO3 by 3532</u>	<input checked="" type="checkbox"/>		Circle: HNO3 (<2) H2SO4 (<2) NaOH (>10) NaOH/ZnAc (>9) Any non-conformance to pH recommendations will be noted on the container count form			
Time 5035A TC placed in Freezer or Short Holds To Lab Time: <u>17:30</u>			Residual Chlorine Check (SVOC 625 Pest/PCB 608)	Present	Absent	N/A
Rush TAT Requested (4 days or less):	<input checked="" type="checkbox"/>	<input checked="" type="checkbox"/>	Residual Chlorine Check (Total/Amenable/Free Cyanide)			<input checked="" type="checkbox"/>
Custody Signatures Present?	<input checked="" type="checkbox"/>		Headspace Wisconsin Sulfide?			<input checked="" type="checkbox"/>
Containers Intact?:	<input checked="" type="checkbox"/>		Headspace in VOA Vials (>6mm): See Containter Count form for details	Present	Absent	No VOA Vials Sept <input checked="" type="checkbox"/>
Sample Label (IDs/Dates/Times) Match COC?: Except TCs, which only require sample ID	<input checked="" type="checkbox"/>		Trip Blank Present?		<input checked="" type="checkbox"/>	
Extra labels on Terracore Vials? (soils only)		<u>N/A</u>	Trip Blank Custody Seals?:			<input checked="" type="checkbox"/>

COMMENTS:



August 16, 2023

Mr. Mark Breting
ATC Group Services
7988 Centerpoint Drive
Suite 100
Indianapolis, IN 46256

RE: Project: Harding Street P1R3
Pace Project No.: 50350545

Dear Mr. Breting:

Enclosed are the analytical results for sample(s) received by the laboratory on August 01, 2023. The results relate only to the samples included in this report. Results reported herein conform to the applicable TNI/NELAC Standards and the laboratory's Quality Manual, where applicable, unless otherwise noted in the body of the report.

The test results provided in this final report were generated by each of the following laboratories within the Pace Network:

- Pace Analytical Services - Indianapolis
- Pace Analytical Services - Greensburg

If you have any questions concerning this report, please feel free to contact me.

Sincerely,

Will Statz
will.statz@pacelabs.com
(317)228-3105
Project Manager

Enclosures

cc: Mohammed Bazlamit, Atlas
Mr. Robert Miller, Haley & Aldrich



REPORT OF LABORATORY ANALYSIS

This report shall not be reproduced, except in full,
without the written consent of Pace Analytical Services, LLC.



CERTIFICATIONS

Project: Harding Street P1R3

Pace Project No.: 50350545

Pace Analytical Services Pennsylvania

1638 Roseytown Rd Suites 2,3&4, Greensburg, PA 15601
 ANAB DOD-ELAP Rad Accreditation #: L2417
 ANABISO/IEC 17025:2017 Rad Cert#: L24170
 Alabama Certification #: 41590
 Arizona Certification #: AZ0734
 Arkansas Certification
 California Certification #: 2950
 Colorado Certification #: PA01547
 Connecticut Certification #: PH-0694
 EPA Region 4 DW Rad
 Florida/TNI Certification #: E87683
 Georgia Certification #: C040
 Guam Certification
 Hawaii Certification
 Idaho Certification
 Illinois Certification
 Indiana Certification
 Iowa Certification #: 391
 Kansas Certification #: E-10358
 Kentucky Certification #: KY90133
 KY WW Permit #: KY0098221
 KY WW Permit #: KY0000221
 Louisiana DHH/TNI Certification #: LA010
 Louisiana DEQ/TNI Certification #: 04086
 Maine Certification #: 2023021
 Maryland Certification #: 308
 Massachusetts Certification #: M-PA1457
 Michigan/PADEP Certification #: 9991

Missouri Certification #: 235
 Montana Certification #: Cert0082
 Nebraska Certification #: NE-OS-29-14
 Nevada Certification #: PA014572023-03
 New Hampshire/TNI Certification #: 297622
 New Jersey/TNI Certification #: PA051
 New Mexico Certification #: PA01457
 New York/TNI Certification #: 10888
 North Carolina Certification #: 42706
 North Dakota Certification #: R-190
 Ohio EPA Rad Approval: #41249
 Oregon/TNI Certification #: PA200002-015
 Pennsylvania/TNI Certification #: 65-00282
 Puerto Rico Certification #: PA01457
 Rhode Island Certification #: 65-00282
 South Dakota Certification
 Tennessee Certification #: TN02867
 Texas/TNI Certification #: T104704188-22-18
 Utah/TNI Certification #: PA014572223-14
 USDA Soil Permit #: 525-23-67-77263
 Vermont Dept. of Health: ID# VT-0282
 Virgin Island/PADEP Certification
 Virginia/VELAP Certification #: 460198
 Washington Certification #: C868
 West Virginia DEP Certification #: 143
 West Virginia DHHR Certification #: 9964C
 Wisconsin Approve List for Rad

Pace Analytical Services Indianapolis

7726 Moller Road, Indianapolis, IN 46268
 Illinois Accreditation #: 200074
 Indiana Drinking Water Laboratory #: C-49-06
 Kansas/TNI Certification #: E-10177
 Kentucky UST Agency Interest #: 80226
 Kentucky WW Laboratory ID #: 98019
 Michigan Drinking Water Laboratory #9050

Ohio VAP Certified Laboratory #: CL0065
 Oklahoma Laboratory #: 9204
 Texas Certification #: T104704355
 Wisconsin Laboratory #: 999788130
 USDA Foreign Soil Permit #: 525-23-13-23119
 USDA Compliance Agreement #: IN-SL-22-001

REPORT OF LABORATORY ANALYSIS

This report shall not be reproduced, except in full,
 without the written consent of Pace Analytical Services, LLC.



SAMPLE SUMMARY

Project: Harding Street P1R3
Pace Project No.: 50350545

Lab ID	Sample ID	Matrix	Date Collected	Date Received
50350545001	MW-2IL	Water	07/31/23 11:30	08/01/23 07:30
50350545002	DUP-1	Water	07/31/23 08:00	08/01/23 07:30

REPORT OF LABORATORY ANALYSIS

This report shall not be reproduced, except in full,
without the written consent of Pace Analytical Services, LLC.



SAMPLE ANALYTE COUNT

Project: Harding Street P1R3
 Pace Project No.: 50350545

Lab ID	Sample ID	Method	Analysts	Analytes Reported	Laboratory		
50350545001	MW-2IL	EPA 9056	ADM	3	PASI-I		
		EPA 6010	JPK	15	PASI-I		
		EPA 6010	MTM	3	PASI-I		
		EPA 6020	MGM	6	PASI-I		
		EPA 7470	ILP	1	PASI-I		
		EPA 903.1	CLM	1	PASI-PA		
		EPA 904.0	VAL	1	PASI-PA		
		Total Radium Calculation	JAL	1	PASI-PA		
		SM 2320B	DAW	3	PASI-I		
		SM 2540C	TRK	1	PASI-I		
		SM 4500-H+B	RJP	1	PASI-I		
		SM 4500-S2-D	STS	1	PASI-I		
		HACH 8146	BEP	1	PASI-I		
		EPA 353.2	DAW	2	PASI-I		
		EPA 365.1	YAM	1	PASI-I		
		SM 5310C	ATS	1	PASI-I		
		SM 5310C	ATS	1	PASI-I		
		50350545002	DUP-1	EPA 9056	ADM	3	PASI-I
				EPA 6010	JPK	15	PASI-I
				EPA 6010	MTM	3	PASI-I
EPA 6020	MGM			6	PASI-I		
EPA 7470	ILP			1	PASI-I		
EPA 903.1	CLM			1	PASI-PA		
EPA 904.0	VAL			1	PASI-PA		
Total Radium Calculation	JAL			1	PASI-PA		
SM 2320B	DAW			3	PASI-I		
SM 2540C	TRK			1	PASI-I		
SM 4500-H+B	RJP			1	PASI-I		
SM 4500-S2-D	STS			1	PASI-I		
HACH 8146	BEP			1	PASI-I		
EPA 353.2	DAW			2	PASI-I		
EPA 365.1	YAM			1	PASI-I		
SM 5310C	ATS			1	PASI-I		
SM 5310C	ATS			1	PASI-I		

PASI-I = Pace Analytical Services - Indianapolis
 PASI-PA = Pace Analytical Services - Greensburg

REPORT OF LABORATORY ANALYSIS

This report shall not be reproduced, except in full,
 without the written consent of Pace Analytical Services, LLC.



SUMMARY OF DETECTION

Project: Harding Street P1R3

Pace Project No.: 50350545

Lab Sample ID	Client Sample ID	Result	Units	Report Limit	Analyzed	Qualifiers
Method	Parameters					
50350545001	MW-2IL					
EPA 9056	Chloride	7.4	mg/L	0.25	08/11/23 04:54	
EPA 9056	Fluoride	0.43	mg/L	0.10	08/11/23 04:54	
EPA 6010	Barium	472	ug/L	10.0	08/04/23 01:59	
EPA 6010	Boron	123	ug/L	100	08/04/23 01:59	
EPA 6010	Calcium	72600	ug/L	1000	08/04/23 01:59	
EPA 6010	Iron	4420	ug/L	100	08/04/23 01:59	
EPA 6010	Magnesium	27400	ug/L	1000	08/04/23 01:59	
EPA 6010	Manganese	169	ug/L	10.0	08/04/23 01:59	
EPA 6010	Molybdenum	12.9	ug/L	10.0	08/04/23 01:59	
EPA 6010	Potassium	2080	ug/L	1000	08/04/23 01:59	
EPA 6010	Silica	20900	ug/L	450	08/04/23 01:59	N2
EPA 6010	Sodium	19200	ug/L	1000	08/04/23 01:59	
EPA 6010	Iron, Dissolved	4680	ug/L	100	08/03/23 17:20	
EPA 6010	Manganese, Dissolved	185	ug/L	10.0	08/03/23 17:20	
EPA 6010	Molybdenum, Dissolved	13.0	ug/L	10.0	08/03/23 17:20	
EPA 6020	Arsenic	8.8	ug/L	1.0	08/02/23 20:12	
EPA 903.1	Radium-226	0.841 ± 0.501 (0.476)	pCi/L		08/14/23 14:25	
EPA 904.0	Radium-228	C:NA T:90% 0.492 ± 0.364 (0.703)	pCi/L		08/11/23 16:52	
		C:80% T:86%				
Total Radium Calculation	Total Radium	1.33 ± 0.865 (1.18)	pCi/L		08/15/23 16:52	
SM 2320B	Alkalinity, Total as CaCO3	361	mg/L	10.0	08/02/23 21:59	
SM 2320B	Alkalinity, Bicarbonate (CaCO3)	361	mg/L	10.0	08/02/23 21:59	
SM 2540C	Total Dissolved Solids	367	mg/L	10.0	08/01/23 14:41	
SM 4500-H+B	pH at 25 Degrees C	7.5	Std. Units	0.10	08/15/23 13:19	H3
EPA 365.1	Phosphate as P04	0.75	mg/L	0.15	08/07/23 16:44	
SM 5310C	Total Organic Carbon	3.3	mg/L	1.0	08/03/23 08:32	
SM 5310C	Dissolved Organic Carbon	3.3	mg/L	1.0	08/04/23 12:33	
50350545002	DUP-1					
EPA 9056	Chloride	7.4	mg/L	0.25	08/11/23 05:30	
EPA 9056	Fluoride	0.43	mg/L	0.10	08/11/23 05:30	
EPA 6010	Barium	475	ug/L	10.0	08/04/23 02:06	
EPA 6010	Boron	121	ug/L	100	08/04/23 02:06	
EPA 6010	Calcium	70900	ug/L	1000	08/04/23 02:06	
EPA 6010	Iron	4300	ug/L	100	08/04/23 02:06	
EPA 6010	Magnesium	26900	ug/L	1000	08/04/23 02:06	
EPA 6010	Manganese	165	ug/L	10.0	08/04/23 02:06	
EPA 6010	Molybdenum	13.1	ug/L	10.0	08/04/23 02:06	
EPA 6010	Potassium	2070	ug/L	1000	08/04/23 02:06	
EPA 6010	Silica	18600	ug/L	450	08/04/23 02:06	N2
EPA 6010	Sodium	19400	ug/L	1000	08/04/23 02:06	
EPA 6010	Iron, Dissolved	4570	ug/L	100	08/03/23 17:22	

REPORT OF LABORATORY ANALYSIS

This report shall not be reproduced, except in full,
without the written consent of Pace Analytical Services, LLC.



SUMMARY OF DETECTION

Project: Harding Street P1R3

Pace Project No.: 50350545

Lab Sample ID Method	Client Sample ID Parameters	Result	Units	Report Limit	Analyzed	Qualifiers
50350545002	DUP-1					
EPA 6010	Manganese, Dissolved	181	ug/L	10.0	08/03/23 17:22	
EPA 6010	Molybdenum, Dissolved	13.2	ug/L	10.0	08/03/23 17:22	
EPA 6020	Arsenic	8.7	ug/L	1.0	08/02/23 20:16	
EPA 903.1	Radium-226	0.722 ± 0.507 (0.648)	pCi/L		08/14/23 14:14	
EPA 904.0	Radium-228	C:NA T:95% 0.445 ± 0.376 (0.748)	pCi/L		08/11/23 16:52	
Total Radium Calculation	Total Radium	C:76% T:89% 1.17 ± 0.883 (1.40)	pCi/L		08/15/23 16:52	
SM 2320B	Alkalinity, Total as CaCO3	360	mg/L	10.0	08/02/23 21:59	
SM 2320B	Alkalinity,Bicarbonate (CaCO3)	360	mg/L	10.0	08/02/23 21:59	
SM 2540C	Total Dissolved Solids	365	mg/L	10.0	08/01/23 14:41	
SM 4500-H+B	pH at 25 Degrees C	7.5	Std. Units	0.10	08/15/23 13:20	H3
EPA 365.1	Phosphate as P04	0.73	mg/L	0.15	08/07/23 16:45	
SM 5310C	Total Organic Carbon	3.3	mg/L	1.0	08/03/23 08:52	
SM 5310C	Dissolved Organic Carbon	3.3	mg/L	1.0	08/04/23 12:52	

REPORT OF LABORATORY ANALYSIS

This report shall not be reproduced, except in full,
without the written consent of Pace Analytical Services, LLC.



ANALYTICAL RESULTS

Project: Harding Street P1R3

Pace Project No.: 50350545

Sample: MW-2IL Lab ID: 50350545001 Collected: 07/31/23 11:30 Received: 08/01/23 07:30 Matrix: Water

Parameters	Results	Units	Report			Prepared	Analyzed	CAS No.	Qual
			Limit	MDL	DF				
9056 IC Anions									
Analytical Method: EPA 9056									
Pace Analytical Services - Indianapolis									
Chloride	7.4	mg/L	0.25	0.067	1		08/11/23 04:54	16887-00-6	
Fluoride	0.43	mg/L	0.10	0.017	1		08/11/23 04:54	16984-48-8	
Sulfate	ND	mg/L	0.25	0.19	1		08/11/23 04:54	14808-79-8	
6010 MET ICP									
Analytical Method: EPA 6010 Preparation Method: EPA 3010									
Pace Analytical Services - Indianapolis									
Aluminum	ND	ug/L	200	42.2	1	08/03/23 07:53	08/04/23 01:59	7429-90-5	
Barium	472	ug/L	10.0	1.9	1	08/03/23 07:53	08/04/23 01:59	7440-39-3	
Boron	123	ug/L	100	12.3	1	08/03/23 07:53	08/04/23 01:59	7440-42-8	
Cadmium	ND	ug/L	2.0	0.59	1	08/03/23 07:53	08/04/23 01:59	7440-43-9	
Calcium	72600	ug/L	1000	143	1	08/03/23 07:53	08/04/23 01:59	7440-70-2	
Chromium	ND	ug/L	10.0	1.4	1	08/03/23 07:53	08/04/23 01:59	7440-47-3	
Iron	4420	ug/L	100	28.6	1	08/03/23 07:53	08/04/23 01:59	7439-89-6	
Lead	ND	ug/L	10.0	3.1	1	08/03/23 07:53	08/04/23 01:59	7439-92-1	
Lithium	ND	ug/L	20.0	6.2	1	08/03/23 07:53	08/04/23 01:59	7439-93-2	
Magnesium	27400	ug/L	1000	45.6	1	08/03/23 07:53	08/04/23 01:59	7439-95-4	
Manganese	169	ug/L	10.0	2.8	1	08/03/23 07:53	08/04/23 01:59	7439-96-5	
Molybdenum	12.9	ug/L	10.0	1.2	1	08/03/23 07:53	08/04/23 01:59	7439-98-7	
Potassium	2080	ug/L	1000	219	1	08/03/23 07:53	08/04/23 01:59	7440-09-7	
Silica	20900	ug/L	450		1	08/03/23 07:53	08/04/23 01:59	7631-86-9	N2
Sodium	19200	ug/L	1000	288	1	08/03/23 07:53	08/04/23 01:59	7440-23-5	
6010 MET ICP, Dissolved									
Analytical Method: EPA 6010 Preparation Method: EPA 3010									
Pace Analytical Services - Indianapolis									
Iron, Dissolved	4680	ug/L	100	28.6	1	08/03/23 06:38	08/03/23 17:20	7439-89-6	
Manganese, Dissolved	185	ug/L	10.0	2.8	1	08/03/23 06:38	08/03/23 17:20	7439-96-5	
Molybdenum, Dissolved	13.0	ug/L	10.0	1.2	1	08/03/23 06:38	08/03/23 17:20	7439-98-7	
6020 MET ICPMS									
Analytical Method: EPA 6020 Preparation Method: EPA 200.2									
Pace Analytical Services - Indianapolis									
Antimony	ND	ug/L	1.0	0.13	1	08/02/23 07:03	08/02/23 20:12	7440-36-0	
Arsenic	8.8	ug/L	1.0	0.10	1	08/02/23 07:03	08/02/23 20:12	7440-38-2	
Beryllium	ND	ug/L	0.20	0.026	1	08/02/23 07:03	08/02/23 20:12	7440-41-7	
Cobalt	ND	ug/L	1.0	0.082	1	08/02/23 07:03	08/02/23 20:12	7440-48-4	
Selenium	ND	ug/L	1.0	0.44	1	08/02/23 07:03	08/02/23 20:12	7782-49-2	
Thallium	ND	ug/L	1.0	0.072	1	08/02/23 07:03	08/02/23 20:12	7440-28-0	
7470 Mercury									
Analytical Method: EPA 7470 Preparation Method: EPA 7470									
Pace Analytical Services - Indianapolis									
Mercury	ND	ug/L	0.20	0.12	1	08/03/23 19:01	08/04/23 11:29	7439-97-6	
2320B Alkalinity									
Analytical Method: SM 2320B									
Pace Analytical Services - Indianapolis									
Alkalinity, Total as CaCO3	361	mg/L	10.0	10.0	1		08/02/23 21:59		

REPORT OF LABORATORY ANALYSIS

This report shall not be reproduced, except in full,
without the written consent of Pace Analytical Services, LLC.



ANALYTICAL RESULTS

Project: Harding Street P1R3
 Pace Project No.: 50350545

Sample: MW-2IL Lab ID: 50350545001 Collected: 07/31/23 11:30 Received: 08/01/23 07:30 Matrix: Water									
Parameters	Results	Units	Report Limit	MDL	DF	Prepared	Analyzed	CAS No.	Qual
2320B Alkalinity									
Analytical Method: SM 2320B Pace Analytical Services - Indianapolis									
Alkalinity,Bicarbonate (CaCO3)	361	mg/L	10.0	10.0	1		08/02/23 21:59		
Alkalinity,Carbonate (CaCO3)	ND	mg/L	10.0	10.0	1		08/02/23 21:59		
2540C Total Dissolved Solids									
Analytical Method: SM 2540C Pace Analytical Services - Indianapolis									
Total Dissolved Solids	367	mg/L	10.0	10.0	1		08/01/23 14:41		
4500H+ pH, Electrometric									
Analytical Method: SM 4500-H+B Pace Analytical Services - Indianapolis									
pH at 25 Degrees C	7.5	Std. Units	0.10	0.10	1		08/15/23 13:19		H3
4500S2D Sulfide Water									
Analytical Method: SM 4500-S2-D Pace Analytical Services - Indianapolis									
Sulfide	ND	mg/L	0.10	0.025	1		08/01/23 12:40	18496-25-8	
Iron, Ferrous									
Analytical Method: HACH 8146 Pace Analytical Services - Indianapolis									
Iron, Ferrous	ND	mg/L	0.20	0.035	1		08/09/23 13:04	15438-31-0	H3,N2
353.2 Nitrogen, NO2/NO3 unpres									
Analytical Method: EPA 353.2 Pace Analytical Services - Indianapolis									
Nitrogen, Nitrate	ND	mg/L	0.10	0.011	1		08/01/23 21:22	14797-55-8	
Nitrogen, Nitrite	ND	mg/L	0.10	0.0040	1		08/01/23 21:22	14797-65-0	
365.1 Total Phosphorus									
Analytical Method: EPA 365.1 Preparation Method: EPA 365.1 Pace Analytical Services - Indianapolis									
Phosphate as P04	0.75	mg/L	0.15	0.15	1	08/02/23 11:00	08/07/23 16:44		
5310C TOC									
Analytical Method: SM 5310C Pace Analytical Services - Indianapolis									
Total Organic Carbon	3.3	mg/L	1.0	0.24	1		08/03/23 08:32	7440-44-0	
5310C Dissolved Organic Carbon									
Analytical Method: SM 5310C Pace Analytical Services - Indianapolis									
Dissolved Organic Carbon	3.3	mg/L	1.0	0.24	1		08/04/23 12:33		

REPORT OF LABORATORY ANALYSIS

This report shall not be reproduced, except in full,
 without the written consent of Pace Analytical Services, LLC.



ANALYTICAL RESULTS

Project: Harding Street P1R3
 Pace Project No.: 50350545

Sample: DUP-1 **Lab ID: 50350545002** Collected: 07/31/23 08:00 Received: 08/01/23 07:30 Matrix: Water

Parameters	Results	Units	Report			Prepared	Analyzed	CAS No.	Qual
			Limit	MDL	DF				
9056 IC Anions									
Analytical Method: EPA 9056									
Pace Analytical Services - Indianapolis									
Chloride	7.4	mg/L	0.25	0.067	1		08/11/23 05:30	16887-00-6	
Fluoride	0.43	mg/L	0.10	0.017	1		08/11/23 05:30	16984-48-8	
Sulfate	ND	mg/L	0.25	0.19	1		08/11/23 05:30	14808-79-8	
6010 MET ICP									
Analytical Method: EPA 6010 Preparation Method: EPA 3010									
Pace Analytical Services - Indianapolis									
Aluminum	ND	ug/L	200	42.2	1	08/03/23 07:53	08/04/23 02:06	7429-90-5	
Barium	475	ug/L	10.0	1.9	1	08/03/23 07:53	08/04/23 02:06	7440-39-3	
Boron	121	ug/L	100	12.3	1	08/03/23 07:53	08/04/23 02:06	7440-42-8	
Cadmium	ND	ug/L	2.0	0.59	1	08/03/23 07:53	08/04/23 02:06	7440-43-9	
Calcium	70900	ug/L	1000	143	1	08/03/23 07:53	08/04/23 02:06	7440-70-2	
Chromium	ND	ug/L	10.0	1.4	1	08/03/23 07:53	08/04/23 02:06	7440-47-3	
Iron	4300	ug/L	100	28.6	1	08/03/23 07:53	08/04/23 02:06	7439-89-6	
Lead	ND	ug/L	10.0	3.1	1	08/03/23 07:53	08/04/23 02:06	7439-92-1	
Lithium	ND	ug/L	20.0	6.2	1	08/03/23 07:53	08/04/23 02:06	7439-93-2	
Magnesium	26900	ug/L	1000	45.6	1	08/03/23 07:53	08/04/23 02:06	7439-95-4	
Manganese	165	ug/L	10.0	2.8	1	08/03/23 07:53	08/04/23 02:06	7439-96-5	
Molybdenum	13.1	ug/L	10.0	1.2	1	08/03/23 07:53	08/04/23 02:06	7439-98-7	
Potassium	2070	ug/L	1000	219	1	08/03/23 07:53	08/04/23 02:06	7440-09-7	
Silica	18600	ug/L	450		1	08/03/23 07:53	08/04/23 02:06	7631-86-9	N2
Sodium	19400	ug/L	1000	288	1	08/03/23 07:53	08/04/23 02:06	7440-23-5	
6010 MET ICP, Dissolved									
Analytical Method: EPA 6010 Preparation Method: EPA 3010									
Pace Analytical Services - Indianapolis									
Iron, Dissolved	4570	ug/L	100	28.6	1	08/03/23 06:38	08/03/23 17:22	7439-89-6	
Manganese, Dissolved	181	ug/L	10.0	2.8	1	08/03/23 06:38	08/03/23 17:22	7439-96-5	
Molybdenum, Dissolved	13.2	ug/L	10.0	1.2	1	08/03/23 06:38	08/03/23 17:22	7439-98-7	
6020 MET ICPMS									
Analytical Method: EPA 6020 Preparation Method: EPA 200.2									
Pace Analytical Services - Indianapolis									
Antimony	ND	ug/L	1.0	0.13	1	08/02/23 07:03	08/02/23 20:16	7440-36-0	
Arsenic	8.7	ug/L	1.0	0.10	1	08/02/23 07:03	08/02/23 20:16	7440-38-2	
Beryllium	ND	ug/L	0.20	0.026	1	08/02/23 07:03	08/02/23 20:16	7440-41-7	
Cobalt	ND	ug/L	1.0	0.082	1	08/02/23 07:03	08/02/23 20:16	7440-48-4	
Selenium	ND	ug/L	1.0	0.44	1	08/02/23 07:03	08/02/23 20:16	7782-49-2	
Thallium	ND	ug/L	1.0	0.072	1	08/02/23 07:03	08/02/23 20:16	7440-28-0	
7470 Mercury									
Analytical Method: EPA 7470 Preparation Method: EPA 7470									
Pace Analytical Services - Indianapolis									
Mercury	ND	ug/L	0.20	0.12	1	08/03/23 19:01	08/04/23 11:32	7439-97-6	
2320B Alkalinity									
Analytical Method: SM 2320B									
Pace Analytical Services - Indianapolis									
Alkalinity, Total as CaCO3	360	mg/L	10.0	10.0	1		08/02/23 21:59		

REPORT OF LABORATORY ANALYSIS

This report shall not be reproduced, except in full,
 without the written consent of Pace Analytical Services, LLC.



ANALYTICAL RESULTS

Project: Harding Street P1R3

Pace Project No.: 50350545

Sample: DUP-1		Lab ID: 50350545002		Collected: 07/31/23 08:00	Received: 08/01/23 07:30	Matrix: Water			
Parameters	Results	Units	Report Limit	MDL	DF	Prepared	Analyzed	CAS No.	Qual
2320B Alkalinity		Analytical Method: SM 2320B Pace Analytical Services - Indianapolis							
Alkalinity,Bicarbonate (CaCO3)	360	mg/L	10.0	10.0	1		08/02/23 21:59		
Alkalinity,Carbonate (CaCO3)	ND	mg/L	10.0	10.0	1		08/02/23 21:59		
2540C Total Dissolved Solids		Analytical Method: SM 2540C Pace Analytical Services - Indianapolis							
Total Dissolved Solids	365	mg/L	10.0	10.0	1		08/01/23 14:41		
4500H+ pH, Electrometric		Analytical Method: SM 4500-H+B Pace Analytical Services - Indianapolis							
pH at 25 Degrees C	7.5	Std. Units	0.10	0.10	1		08/15/23 13:20		H3
4500S2D Sulfide Water		Analytical Method: SM 4500-S2-D Pace Analytical Services - Indianapolis							
Sulfide	ND	mg/L	0.10	0.025	1		08/01/23 12:40	18496-25-8	
Iron, Ferrous		Analytical Method: HACH 8146 Pace Analytical Services - Indianapolis							
Iron, Ferrous	ND	mg/L	0.20	0.035	1		08/09/23 13:04	15438-31-0	H3,N2
353.2 Nitrogen, NO2/NO3 unpres		Analytical Method: EPA 353.2 Pace Analytical Services - Indianapolis							
Nitrogen, Nitrate	ND	mg/L	0.10	0.011	1		08/01/23 21:17	14797-55-8	
Nitrogen, Nitrite	ND	mg/L	0.10	0.0040	1		08/01/23 21:17	14797-65-0	
365.1 Total Phosphorus		Analytical Method: EPA 365.1 Preparation Method: EPA 365.1 Pace Analytical Services - Indianapolis							
Phosphate as P04	0.73	mg/L	0.15	0.15	1	08/02/23 11:00	08/07/23 16:45		
5310C TOC		Analytical Method: SM 5310C Pace Analytical Services - Indianapolis							
Total Organic Carbon	3.3	mg/L	1.0	0.24	1		08/03/23 08:52	7440-44-0	
5310C Dissolved Organic Carbon		Analytical Method: SM 5310C Pace Analytical Services - Indianapolis							
Dissolved Organic Carbon	3.3	mg/L	1.0	0.24	1		08/04/23 12:52		

REPORT OF LABORATORY ANALYSIS

This report shall not be reproduced, except in full,
without the written consent of Pace Analytical Services, LLC.



QUALITY CONTROL DATA

Project: Harding Street P1R3

Pace Project No.: 50350545

QC Batch:	747651	Analysis Method:	EPA 9056
QC Batch Method:	EPA 9056	Analysis Description:	9056 IC Anions
		Laboratory:	Pace Analytical Services - Indianapolis

Associated Lab Samples: 50350545001, 50350545002

METHOD BLANK: 3427244 Matrix: Water

Associated Lab Samples: 50350545001, 50350545002

Parameter	Units	Blank Result	Reporting Limit	MDL	Analyzed	Qualifiers
Chloride	mg/L	ND	0.25	0.067	08/10/23 17:53	
Fluoride	mg/L	ND	0.10	0.017	08/10/23 17:53	
Sulfate	mg/L	ND	0.25	0.19	08/10/23 17:53	

LABORATORY CONTROL SAMPLE: 3427245

Parameter	Units	Spike Conc.	LCS Result	LCS % Rec	% Rec Limits	Qualifiers
Chloride	mg/L	2.5	2.3	94	80-120	
Fluoride	mg/L	1	0.95	95	80-120	
Sulfate	mg/L	5	4.8	96	80-120	

MATRIX SPIKE & MATRIX SPIKE DUPLICATE: 3427246 3427247

Parameter	Units	MS		MSD		MS Result	MSD Result	MS % Rec	MSD % Rec	% Rec Limits	RPD	Max RPD	Qual
		50350546002 Result	Spike Conc.	Spike Conc.	Conc.								
Chloride	mg/L	94.9	25	25	115	115	80	80	80-120	0	15		
Fluoride	mg/L	0.11	1	1	1.1	1.1	98	98	80-120	0	15		
Sulfate	mg/L	59.3	50	50	105	104	91	89	80-120	1	15		

Results presented on this page are in the units indicated by the "Units" column except where an alternate unit is presented to the right of the result.

REPORT OF LABORATORY ANALYSIS

This report shall not be reproduced, except in full, without the written consent of Pace Analytical Services, LLC.



QUALITY CONTROL DATA

Project: Harding Street P1R3

Pace Project No.: 50350545

QC Batch: 746686

Analysis Method: EPA 7470

QC Batch Method: EPA 7470

Analysis Description: 7470 Mercury

Laboratory: Pace Analytical Services - Indianapolis

Associated Lab Samples: 50350545001, 50350545002

METHOD BLANK: 3422843

Matrix: Water

Associated Lab Samples: 50350545001, 50350545002

Parameter	Units	Blank Result	Reporting Limit	MDL	Analyzed	Qualifiers
Mercury	ug/L	ND	0.20	0.12	08/04/23 11:00	

LABORATORY CONTROL SAMPLE: 3422844

Parameter	Units	Spike Conc.	LCS Result	LCS % Rec	% Rec Limits	Qualifiers
Mercury	ug/L	5	4.9	98	80-120	

MATRIX SPIKE & MATRIX SPIKE DUPLICATE: 3422845 3422846

Parameter	Units	50350546002		3422845		3422846		% Rec	% Rec	% Rec Limits	RPD	Max RPD	Qual
		MS Result	MSD Spike Conc.	MS Result	MSD Spike Conc.	MS Result	MSD Result						
Mercury	ug/L	ND	5	5	4.7	4.7	94	94	75-125	0	20		

MATRIX SPIKE & MATRIX SPIKE DUPLICATE: 3422847 3422848

Parameter	Units	50350639002		3422847		3422848		% Rec	% Rec	% Rec Limits	RPD	Max RPD	Qual
		MS Result	MSD Spike Conc.	MS Result	MSD Spike Conc.	MS Result	MSD Result						
Mercury	ug/L	ND	5	5	4.8	4.7	96	94	75-125	2	20		

Results presented on this page are in the units indicated by the "Units" column except where an alternate unit is presented to the right of the result.

REPORT OF LABORATORY ANALYSIS

This report shall not be reproduced, except in full, without the written consent of Pace Analytical Services, LLC.



QUALITY CONTROL DATA

Project: Harding Street P1R3
 Pace Project No.: 50350545

QC Batch: 746471 Analysis Method: EPA 6010
 QC Batch Method: EPA 3010 Analysis Description: 6010 MET
 Laboratory: Pace Analytical Services - Indianapolis

Associated Lab Samples: 50350545001, 50350545002

METHOD BLANK: 3421991 Matrix: Water

Associated Lab Samples: 50350545001, 50350545002

Parameter	Units	Blank Result	Reporting Limit	MDL	Analyzed	Qualifiers
Aluminum	ug/L	ND	200	42.2	08/04/23 01:55	
Barium	ug/L	ND	10.0	1.9	08/04/23 01:55	
Boron	ug/L	ND	100	12.3	08/04/23 01:55	
Cadmium	ug/L	ND	2.0	0.59	08/04/23 01:55	
Calcium	ug/L	ND	1000	143	08/04/23 01:55	
Chromium	ug/L	ND	10.0	1.4	08/04/23 01:55	
Iron	ug/L	ND	100	28.6	08/04/23 01:55	
Lead	ug/L	ND	10.0	3.1	08/04/23 01:55	
Lithium	ug/L	ND	20.0	6.2	08/04/23 01:55	
Magnesium	ug/L	ND	1000	45.6	08/04/23 01:55	
Manganese	ug/L	ND	10.0	2.8	08/04/23 01:55	
Molybdenum	ug/L	ND	10.0	1.2	08/04/23 01:55	
Potassium	ug/L	ND	1000	219	08/04/23 01:55	
Silica	ug/L	ND	450		08/04/23 01:55	N2
Sodium	ug/L	ND	1000	288	08/04/23 01:55	

LABORATORY CONTROL SAMPLE: 3421992

Parameter	Units	Spike Conc.	LCS Result	LCS % Rec	% Rec Limits	Qualifiers
Aluminum	ug/L	10000	9280	93	80-120	
Barium	ug/L	1000	1000	100	80-120	
Boron	ug/L	1000	937	94	80-120	
Cadmium	ug/L	1000	955	95	80-120	
Calcium	ug/L	10000	9600	96	80-120	
Chromium	ug/L	1000	952	95	80-120	
Iron	ug/L	10000	9700	97	80-120	
Lead	ug/L	1000	936	94	80-120	
Lithium	ug/L	1000	989	99	80-120	
Magnesium	ug/L	10000	9320	93	80-120	
Manganese	ug/L	1000	952	95	80-120	
Molybdenum	ug/L	1000	1010	101	80-120	
Potassium	ug/L	10000	9750	97	80-120	
Silica	ug/L	10700	10300	96	80-120	N2
Sodium	ug/L	10000	9570	96	80-120	

Results presented on this page are in the units indicated by the "Units" column except where an alternate unit is presented to the right of the result.

REPORT OF LABORATORY ANALYSIS

This report shall not be reproduced, except in full,
 without the written consent of Pace Analytical Services, LLC.



QUALITY CONTROL DATA

Project: Harding Street P1R3

Pace Project No.: 50350545

MATRIX SPIKE & MATRIX SPIKE DUPLICATE: 3421993 3421994														
Parameter	Units	50350546002		MS	MSD	3421994		% Rec	% Rec	% Rec	Limits	RPD	Max RPD	Qual
		Result	Conc.	Spike Conc.	Spike Conc.	MS Result	MSD Result							
Aluminum	ug/L	ND	10000	10000	9320	9640	93	96	75-125	3	20			
Barium	ug/L	75.4	1000	1000	1050	1070	97	99	75-125	2	20			
Boron	ug/L	1390	1000	1000	2330	2360	94	97	75-125	1	20			
Cadmium	ug/L	ND	1000	1000	976	976	98	98	75-125	0	20			
Calcium	ug/L	90300	10000	10000	97700	99800	74	95	75-125	2	20	P6		
Chromium	ug/L	ND	1000	1000	949	964	95	96	75-125	2	20			
Iron	ug/L	2060	10000	10000	11400	11800	93	97	75-125	4	20			
Lead	ug/L	ND	1000	1000	896	907	90	91	75-125	1	20			
Lithium	ug/L	ND	1000	1000	992	1010	98	100	75-125	2	20			
Magnesium	ug/L	22200	10000	10000	30900	31900	87	97	75-125	3	20			
Manganese	ug/L	73.8	1000	1000	989	1030	91	96	75-125	4	20			
Molybdenum	ug/L	ND	1000	1000	1030	1030	102	102	75-125	0	20			
Potassium	ug/L	2160	10000	10000	11900	12200	97	100	75-125	2	20			
Silica	ug/L	12100	10700	10700	22200	22400	95	97	75-125	1	20	N2		
Sodium	ug/L	56700	10000	10000	65400	65500	87	88	75-125	0	20			

Results presented on this page are in the units indicated by the "Units" column except where an alternate unit is presented to the right of the result.

REPORT OF LABORATORY ANALYSIS

This report shall not be reproduced, except in full, without the written consent of Pace Analytical Services, LLC.



QUALITY CONTROL DATA

Project: Harding Street P1R3

Pace Project No.: 50350545

QC Batch:	746268	Analysis Method:	EPA 6010
QC Batch Method:	EPA 3010	Analysis Description:	6010 MET Dissolved
		Laboratory:	Pace Analytical Services - Indianapolis

Associated Lab Samples: 50350545001, 50350545002

METHOD BLANK: 3421099 Matrix: Water

Associated Lab Samples: 50350545001, 50350545002

Parameter	Units	Blank Result	Reporting Limit	MDL	Analyzed	Qualifiers
Iron, Dissolved	ug/L	ND	100	28.6	08/03/23 16:45	
Manganese, Dissolved	ug/L	ND	10.0	2.8	08/03/23 16:45	
Molybdenum, Dissolved	ug/L	ND	10.0	1.2	08/03/23 16:45	

LABORATORY CONTROL SAMPLE: 3421100

Parameter	Units	Spike Conc.	LCS Result	LCS % Rec	% Rec Limits	Qualifiers
Iron, Dissolved	ug/L	10000	9470	95	80-120	
Manganese, Dissolved	ug/L	1000	934	93	80-120	
Molybdenum, Dissolved	ug/L	1000	956	96	80-120	

MATRIX SPIKE & MATRIX SPIKE DUPLICATE: 3421101 3421102

Parameter	Units	50350546002		3421101		3421102		% Rec Limits	RPD	Max RPD	Qual
		MS Result	MSD Result	MS Spike Conc.	MSD Spike Conc.	MS Result	MSD Result				
Iron, Dissolved	ug/L	2220	10000	10000	12900	12700	106	105	75-125	1	20
Manganese, Dissolved	ug/L	84.0	1000	1000	1150	1140	107	105	75-125	1	20
Molybdenum, Dissolved	ug/L	ND	1000	1000	1060	1040	105	104	75-125	2	20

Results presented on this page are in the units indicated by the "Units" column except where an alternate unit is presented to the right of the result.

REPORT OF LABORATORY ANALYSIS

This report shall not be reproduced, except in full, without the written consent of Pace Analytical Services, LLC.



QUALITY CONTROL DATA

Project: Harding Street P1R3
 Pace Project No.: 50350545

QC Batch: 746177 Analysis Method: EPA 6020
 QC Batch Method: EPA 200.2 Analysis Description: 6020 MET
 Laboratory: Pace Analytical Services - Indianapolis

Associated Lab Samples: 50350545001, 50350545002

METHOD BLANK: 3420683 Matrix: Water

Associated Lab Samples: 50350545001, 50350545002

Parameter	Units	Blank Result	Reporting Limit	MDL	Analyzed	Qualifiers
Antimony	ug/L	ND	1.0	0.13	08/02/23 18:29	
Arsenic	ug/L	ND	1.0	0.10	08/02/23 18:29	
Beryllium	ug/L	ND	0.20	0.026	08/02/23 18:29	
Cobalt	ug/L	ND	1.0	0.082	08/02/23 18:29	
Selenium	ug/L	ND	1.0	0.44	08/02/23 18:29	
Thallium	ug/L	ND	1.0	0.072	08/02/23 18:29	

LABORATORY CONTROL SAMPLE: 3420684

Parameter	Units	Spike Conc.	LCS Result	LCS % Rec	% Rec Limits	Qualifiers
Antimony	ug/L	40	41.2	103	80-120	
Arsenic	ug/L	40	39.9	100	80-120	
Beryllium	ug/L	40	40.2	100	80-120	
Cobalt	ug/L	40	40.9	102	80-120	
Selenium	ug/L	40	38.5	96	80-120	
Thallium	ug/L	40	41.4	103	80-120	

MATRIX SPIKE & MATRIX SPIKE DUPLICATE: 3420685 3420686

Parameter	Units	MS		MSD		MS % Rec	MSD % Rec	% Rec Limits	RPD	Max RPD	Qual
		Spike Conc.	Result	Spike Conc.	Result						
Antimony	ug/L	ND	40	40	41.9	41.9	105	105	75-125	0	20
Arsenic	ug/L	1.9	40	40	41.2	41.6	98	99	75-125	1	20
Beryllium	ug/L	ND	40	40	40.5	40.6	101	101	75-125	0	20
Cobalt	ug/L	ND	40	40	38.4	38.1	96	95	75-125	1	20
Selenium	ug/L	ND	40	40	38.3	39.6	96	99	75-125	3	20
Thallium	ug/L	ND	40	40	41.2	41.3	103	103	75-125	0	20

Results presented on this page are in the units indicated by the "Units" column except where an alternate unit is presented to the right of the result.

REPORT OF LABORATORY ANALYSIS

This report shall not be reproduced, except in full,
 without the written consent of Pace Analytical Services, LLC.



QUALITY CONTROL DATA

Project: Harding Street P1R3

Pace Project No.: 50350545

QC Batch: 746470

Analysis Method: SM 2320B

QC Batch Method: SM 2320B

Analysis Description: 2320B Alkalinity

Laboratory: Pace Analytical Services - Indianapolis

Associated Lab Samples: 50350545001, 50350545002

METHOD BLANK: 3421986

Matrix: Water

Associated Lab Samples: 50350545001, 50350545002

Parameter	Units	Blank Result	Reporting Limit	MDL	Analyzed	Qualifiers
Alkalinity, Total as CaCO3	mg/L	ND	10.0	10.0	08/02/23 21:59	
Alkalinity,Bicarbonate (CaCO3)	mg/L	ND	10.0	10.0	08/02/23 21:59	
Alkalinity,Carbonate (CaCO3)	mg/L	ND	10.0	10.0	08/02/23 21:59	

LABORATORY CONTROL SAMPLE: 3421987

Parameter	Units	Spike Conc.	LCS Result	LCS % Rec	% Rec Limits	Qualifiers
Alkalinity, Total as CaCO3	mg/L	50	49.6	99	90-110	

SAMPLE DUPLICATE: 3421988

Parameter	Units	50350546002 Result	Dup Result	RPD	Max RPD	Qualifiers
Alkalinity, Total as CaCO3	mg/L	273	278	2	20	
Alkalinity,Bicarbonate (CaCO3)	mg/L	273	278	2	20	
Alkalinity,Carbonate (CaCO3)	mg/L	ND	ND		20	

SAMPLE DUPLICATE: 3421989

Parameter	Units	50350639002 Result	Dup Result	RPD	Max RPD	Qualifiers
Alkalinity, Total as CaCO3	mg/L	257	264	3	20	
Alkalinity,Bicarbonate (CaCO3)	mg/L	257	264	3	20	
Alkalinity,Carbonate (CaCO3)	mg/L	ND	ND		20	

Results presented on this page are in the units indicated by the "Units" column except where an alternate unit is presented to the right of the result.

REPORT OF LABORATORY ANALYSIS

This report shall not be reproduced, except in full, without the written consent of Pace Analytical Services, LLC.



QUALITY CONTROL DATA

Project: Harding Street P1R3

Pace Project No.: 50350545

QC Batch: 746215

Analysis Method: SM 2540C

QC Batch Method: SM 2540C

Analysis Description: 2540C Total Dissolved Solids

Laboratory: Pace Analytical Services - Indianapolis

Associated Lab Samples: 50350545001, 50350545002

METHOD BLANK: 3420814

Matrix: Water

Associated Lab Samples: 50350545001, 50350545002

Parameter	Units	Blank Result	Reporting Limit	MDL	Analyzed	Qualifiers
Total Dissolved Solids	mg/L	ND	10.0	10.0	08/01/23 14:38	

LABORATORY CONTROL SAMPLE: 3420815

Parameter	Units	Spike Conc.	LCS Result	LCS % Rec	% Rec Limits	Qualifiers
Total Dissolved Solids	mg/L	300	296	99	80-120	

SAMPLE DUPLICATE: 3420817

Parameter	Units	50350546002 Result	Dup Result	RPD	Max RPD	Qualifiers
Total Dissolved Solids	mg/L	532	543	2	10	

Results presented on this page are in the units indicated by the "Units" column except where an alternate unit is presented to the right of the result.

REPORT OF LABORATORY ANALYSIS

This report shall not be reproduced, except in full, without the written consent of Pace Analytical Services, LLC.



QUALITY CONTROL DATA

Project: Harding Street P1R3

Pace Project No.: 50350545

QC Batch: 748199

Analysis Method: SM 4500-H+B

QC Batch Method: SM 4500-H+B

Analysis Description: 4500H+B pH

Laboratory: Pace Analytical Services - Indianapolis

Associated Lab Samples: 50350545001, 50350545002

SAMPLE DUPLICATE: 3429873

Parameter	Units	50350546002 Result	Dup Result	RPD	Max RPD	Qualifiers
pH at 25 Degrees C	Std. Units	7.4	7.4	0	2	H3

SAMPLE DUPLICATE: 3429874

Parameter	Units	50350639002 Result	Dup Result	RPD	Max RPD	Qualifiers
pH at 25 Degrees C	Std. Units	7.0	7.0	0	2	H3

Results presented on this page are in the units indicated by the "Units" column except where an alternate unit is presented to the right of the result.

REPORT OF LABORATORY ANALYSIS

This report shall not be reproduced, except in full,
without the written consent of Pace Analytical Services, LLC.



QUALITY CONTROL DATA

Project: Harding Street P1R3

Pace Project No.: 50350545

QC Batch:	746169	Analysis Method:	SM 4500-S2-D
QC Batch Method:	SM 4500-S2-D	Analysis Description:	4500S2D Sulfide Water
		Laboratory:	Pace Analytical Services - Indianapolis

Associated Lab Samples: 50350545001, 50350545002

METHOD BLANK:	3420648	Matrix:	Water
Associated Lab Samples:	50350545001, 50350545002		

Parameter	Units	Blank Result	Reporting Limit	MDL	Analyzed	Qualifiers
Sulfide	mg/L	ND	0.10	0.025	08/01/23 12:40	

LABORATORY CONTROL SAMPLE:	3420649					
Parameter	Units	Spike Conc.	LCS Result	LCS % Rec	% Rec Limits	Qualifiers
Sulfide	mg/L	0.5	0.54	107	90-110	

MATRIX SPIKE SAMPLE:	3420650						
Parameter	Units	50350261001 Result	Spike Conc.	MS Result	MS % Rec	% Rec Limits	Qualifiers
Sulfide	mg/L	<0.10	0.5	0.55	109	90-110	

MATRIX SPIKE & MATRIX SPIKE DUPLICATE:	3420651			3420652								
Parameter	Units	50350546002 Result	MS Spike Conc.	MSD Spike Conc.	MS Result	MSD Result	MS % Rec	MSD % Rec	% Rec Limits	RPD	Max RPD	Qual
Sulfide	mg/L	ND	0.5	0.5	0.50	0.50	100	100	90-110	0	20	

Results presented on this page are in the units indicated by the "Units" column except where an alternate unit is presented to the right of the result.

REPORT OF LABORATORY ANALYSIS

This report shall not be reproduced, except in full, without the written consent of Pace Analytical Services, LLC.



QUALITY CONTROL DATA

Project: Harding Street P1R3

Pace Project No.: 50350545

QC Batch: 747407

Analysis Method: HACH 8146

QC Batch Method: HACH 8146

Analysis Description: Iron, Ferrous

Laboratory: Pace Analytical Services - Indianapolis

Associated Lab Samples: 50350545001, 50350545002

METHOD BLANK: 3426155

Matrix: Water

Associated Lab Samples: 50350545001, 50350545002

Parameter	Units	Blank Result	Reporting Limit	MDL	Analyzed	Qualifiers
Iron, Ferrous	mg/L	ND	0.20	0.035	08/09/23 12:44	H3,N2

LABORATORY CONTROL SAMPLE: 3426156

Parameter	Units	Spike Conc.	LCS Result	LCS % Rec	% Rec Limits	Qualifiers
Iron, Ferrous	mg/L	1	1.0	102	90-110	H3,N2

MATRIX SPIKE & MATRIX SPIKE DUPLICATE: 3426157 3426158

Parameter	Units	50350205003		3426157		3426158		% Rec Limits	RPD	Max RPD	Qual	
		MS Result	MSD Spike Conc.	MS Result	MSD Spike Conc.	MS Result	MSD Result					
Iron, Ferrous	mg/L	ND	1	1	1.1	1.1	106	107	90-110	1	20	H3,N2

MATRIX SPIKE SAMPLE: 3426159

Parameter	Units	50350545001 Result	Spike Conc.	MS Result	MS % Rec	% Rec Limits	Qualifiers
Iron, Ferrous	mg/L	ND	1	1.1	109	90-110	H3,N2

Results presented on this page are in the units indicated by the "Units" column except where an alternate unit is presented to the right of the result.

REPORT OF LABORATORY ANALYSIS

This report shall not be reproduced, except in full, without the written consent of Pace Analytical Services, LLC.



QUALITY CONTROL DATA

Project: Harding Street P1R3

Pace Project No.: 50350545

QC Batch: 746273

Analysis Method: EPA 353.2

QC Batch Method: EPA 353.2

Analysis Description: 353.2 Nitrate + Nitrite, Unpres.

Laboratory: Pace Analytical Services - Indianapolis

Associated Lab Samples: 50350545001, 50350545002

METHOD BLANK: 3421118

Matrix: Water

Associated Lab Samples: 50350545001, 50350545002

Parameter	Units	Blank Result	Reporting Limit	MDL	Analyzed	Qualifiers
Nitrogen, Nitrate	mg/L	ND	0.10	0.011	08/01/23 21:13	
Nitrogen, Nitrite	mg/L	ND	0.10	0.0040	08/01/23 21:13	

LABORATORY CONTROL SAMPLE: 3421119

Parameter	Units	Spike Conc.	LCS Result	LCS % Rec	% Rec Limits	Qualifiers
Nitrogen, Nitrate	mg/L	1	1.0	102	90-110	
Nitrogen, Nitrite	mg/L	1	1.0	102	90-110	

MATRIX SPIKE & MATRIX SPIKE DUPLICATE: 3421120 3421121

Parameter	Units	50350546002		3421120		3421121		% Rec Limits	RPD	Max RPD	Qual
		Result	MS Spike Conc.	MSD Spike Conc.	MS Result	MSD Result	MS % Rec				
Nitrogen, Nitrate	mg/L	ND	1	1	1.0	1.0	101	101	90-110	0	20
Nitrogen, Nitrite	mg/L	ND	1	1	1.0	1.0	103	103	90-110	0	20

Results presented on this page are in the units indicated by the "Units" column except where an alternate unit is presented to the right of the result.

REPORT OF LABORATORY ANALYSIS

This report shall not be reproduced, except in full, without the written consent of Pace Analytical Services, LLC.



QUALITY CONTROL DATA

Project: Harding Street P1R3

Pace Project No.: 50350545

QC Batch: 746329

Analysis Method: EPA 365.1

QC Batch Method: EPA 365.1

Analysis Description: 365.1 Total Phosphorus

Laboratory: Pace Analytical Services - Indianapolis

Associated Lab Samples: 50350545001, 50350545002

METHOD BLANK: 3421286

Matrix: Water

Associated Lab Samples: 50350545001, 50350545002

Parameter	Units	Blank Result	Reporting Limit	MDL	Analyzed	Qualifiers
Phosphate as P04	mg/L	ND	0.15	0.15	08/07/23 16:41	

LABORATORY CONTROL SAMPLE: 3421287

Parameter	Units	Spike Conc.	LCS Result	LCS % Rec	% Rec Limits	Qualifiers
Phosphate as P04	mg/L		1.5			

MATRIX SPIKE & MATRIX SPIKE DUPLICATE: 3421288 3421289

Parameter	Units	50350546002 Result	MS Spike Conc.	MSD Spike Conc.	MS Result	MSD Result	MS % Rec	MSD % Rec	% Rec Limits	RPD	Max RPD	Qual
Phosphate as P04	mg/L	0.18			1.5	1.5				1		

Results presented on this page are in the units indicated by the "Units" column except where an alternate unit is presented to the right of the result.

REPORT OF LABORATORY ANALYSIS

This report shall not be reproduced, except in full, without the written consent of Pace Analytical Services, LLC.



QUALITY CONTROL DATA

Project: Harding Street P1R3

Pace Project No.: 50350545

QC Batch:	746402	Analysis Method:	SM 5310C
QC Batch Method:	SM 5310C	Analysis Description:	5310C Total Organic Carbon
		Laboratory:	Pace Analytical Services - Indianapolis

Associated Lab Samples: 50350545001, 50350545002

METHOD BLANK: 3421557 Matrix: Water

Associated Lab Samples: 50350545001, 50350545002

Parameter	Units	Blank Result	Reporting Limit	MDL	Analyzed	Qualifiers
Total Organic Carbon	mg/L	ND	1.0	0.24	08/03/23 05:28	

LABORATORY CONTROL SAMPLE: 3421558

Parameter	Units	Spike Conc.	LCS Result	LCS % Rec	% Rec Limits	Qualifiers
Total Organic Carbon	mg/L	10	9.7	97	90-110	

MATRIX SPIKE & MATRIX SPIKE DUPLICATE: 3421559 3421560

Parameter	Units	50350546002		3421559		3421560		% Rec Limits	RPD	Max RPD	Qual	
		MS Spike Conc.	MSD Spike Conc.	MS Result	MSD Result	MS % Rec	MSD % Rec					
Total Organic Carbon	mg/L	1.0	10	10	10.8	10.8	97	98	80-120	1	20	

MATRIX SPIKE SAMPLE: 3421561

Parameter	Units	50350546005 Result	Spike Conc.	MS Result	MS % Rec	% Rec Limits	Qualifiers
Total Organic Carbon	mg/L	1.4	10	11.2	98	80-120	

Results presented on this page are in the units indicated by the "Units" column except where an alternate unit is presented to the right of the result.

REPORT OF LABORATORY ANALYSIS

This report shall not be reproduced, except in full, without the written consent of Pace Analytical Services, LLC.



QUALITY CONTROL DATA

Project: Harding Street P1R3

Pace Project No.: 50350545

QC Batch: 746677

Analysis Method: SM 5310C

QC Batch Method: SM 5310C

Analysis Description: 5310C Dissolved Organic Carbon

Laboratory: Pace Analytical Services - Indianapolis

Associated Lab Samples: 50350545001, 50350545002

METHOD BLANK: 3422788

Matrix: Water

Associated Lab Samples: 50350545001, 50350545002

Parameter	Units	Blank Result	Reporting Limit	MDL	Analyzed	Qualifiers
Dissolved Organic Carbon	mg/L	ND	1.0	0.24	08/04/23 11:29	

LABORATORY CONTROL SAMPLE: 3422789

Parameter	Units	Spike Conc.	LCS Result	LCS % Rec	% Rec Limits	Qualifiers
Dissolved Organic Carbon	mg/L	10	9.8	98	90-110	

MATRIX SPIKE & MATRIX SPIKE DUPLICATE: 3422790 3422791

Parameter	Units	50350546002		3422790		3422791		% Rec Limits	RPD	Max RPD	Qual
		MS Result	MSD Spike Conc.	MS Result	MSD Spike Conc.	MS Result	MSD Spike Conc.				
Dissolved Organic Carbon	mg/L	ND	10	10	10.7	10.8	98	98	80-120	0	20

MATRIX SPIKE & MATRIX SPIKE DUPLICATE: 3422796 3422797

Parameter	Units	50350639002		3422796		3422797		% Rec Limits	RPD	Max RPD	Qual
		MS Result	MSD Spike Conc.	MS Result	MSD Spike Conc.	MS Result	MSD Spike Conc.				
Dissolved Organic Carbon	mg/L	1.2	10	10	11.1	11.0	98	98	80-120	0	20

Results presented on this page are in the units indicated by the "Units" column except where an alternate unit is presented to the right of the result.

REPORT OF LABORATORY ANALYSIS

This report shall not be reproduced, except in full, without the written consent of Pace Analytical Services, LLC.



ANALYTICAL RESULTS - RADIOCHEMISTRY

Project: Harding Street P1R3

Pace Project No.: 50350545

Sample: MW-2IL **Lab ID: 50350545001** Collected: 07/31/23 11:30 Received: 08/01/23 07:30 Matrix: Water
 PWS: Site ID: Sample Type:

Parameters	Method	Act ± Unc (MDC) Carr Trac	Units	Analyzed	CAS No.	Qual
Pace Analytical Services - Greensburg						
Radium-226	EPA 903.1	0.841 ± 0.501 (0.476) C:NA T:90%	pCi/L	08/14/23 14:25	13982-63-3	
Pace Analytical Services - Greensburg						
Radium-228	EPA 904.0	0.492 ± 0.364 (0.703) C:80% T:86%	pCi/L	08/11/23 16:52	15262-20-1	
Pace Analytical Services - Greensburg						
Total Radium	Total Radium Calculation	1.33 ± 0.865 (1.18)	pCi/L	08/15/23 16:52	7440-14-4	

REPORT OF LABORATORY ANALYSIS

This report shall not be reproduced, except in full, without the written consent of Pace Analytical Services, LLC.



ANALYTICAL RESULTS - RADIOCHEMISTRY

Project: Harding Street P1R3

Pace Project No.: 50350545

Sample: DUP-1 **Lab ID: 50350545002** Collected: 07/31/23 08:00 Received: 08/01/23 07:30 Matrix: Water
 PWS: Site ID: Sample Type:

Parameters	Method	Act ± Unc (MDC) Carr Trac	Units	Analyzed	CAS No.	Qual
Pace Analytical Services - Greensburg						
Radium-226	EPA 903.1	0.722 ± 0.507 (0.648) C:NA T:95%	pCi/L	08/14/23 14:14	13982-63-3	
Pace Analytical Services - Greensburg						
Radium-228	EPA 904.0	0.445 ± 0.376 (0.748) C:76% T:89%	pCi/L	08/11/23 16:52	15262-20-1	
Pace Analytical Services - Greensburg						
Total Radium	Total Radium Calculation	1.17 ± 0.883 (1.40)	pCi/L	08/15/23 16:52	7440-14-4	

REPORT OF LABORATORY ANALYSIS

This report shall not be reproduced, except in full,
 without the written consent of Pace Analytical Services, LLC.



QUALITY CONTROL - RADIOCHEMISTRY

Project: Harding Street P1R3

Pace Project No.: 50350545

QC Batch: 606107

Analysis Method: EPA 903.1

QC Batch Method: EPA 903.1

Analysis Description: 903.1 Radium-226

Laboratory: Pace Analytical Services - Greensburg

Associated Lab Samples: 50350545001, 50350545002

METHOD BLANK: 2947501

Matrix: Water

Associated Lab Samples: 50350545001, 50350545002

Parameter	Act ± Unc (MDC) Carr Trac	Units	Analyzed	Qualifiers
Radium-226	0.218 ± 0.263 (0.401) C:NA T:94%	pCi/L	08/14/23 13:48	

Results presented on this page are in the units indicated by the "Units" column except where an alternate unit is presented to the right of the result.

REPORT OF LABORATORY ANALYSIS

This report shall not be reproduced, except in full, without the written consent of Pace Analytical Services, LLC.



QUALITY CONTROL - RADIOCHEMISTRY

Project: Harding Street P1R3

Pace Project No.: 50350545

QC Batch: 606108

Analysis Method: EPA 904.0

QC Batch Method: EPA 904.0

Analysis Description: 904.0 Radium 228

Laboratory: Pace Analytical Services - Greensburg

Associated Lab Samples: 50350545001, 50350545002

METHOD BLANK: 2947502

Matrix: Water

Associated Lab Samples: 50350545001, 50350545002

Parameter	Act ± Unc (MDC) Carr Trac	Units	Analyzed	Qualifiers
Radium-228	0.227 ± 0.290 (0.615) C:84% T:89%	pCi/L	08/11/23 16:46	

Results presented on this page are in the units indicated by the "Units" column except where an alternate unit is presented to the right of the result.

REPORT OF LABORATORY ANALYSIS

This report shall not be reproduced, except in full, without the written consent of Pace Analytical Services, LLC.



QUALIFIERS

Project: Harding Street P1R3

Pace Project No.: 50350545

DEFINITIONS

DF - Dilution Factor, if reported, represents the factor applied to the reported data due to dilution of the sample aliquot.

ND - Not Detected at or above adjusted reporting limit.

TNTC - Too Numerous To Count

J - Estimated concentration above the adjusted method detection limit and below the adjusted reporting limit.

MDL - Adjusted Method Detection Limit.

PQL - Practical Quantitation Limit.

RL - Reporting Limit - The lowest concentration value that meets project requirements for quantitative data with known precision and bias for a specific analyte in a specific matrix.

S - Surrogate

1,2-Diphenylhydrazine decomposes to and cannot be separated from Azobenzene using Method 8270. The result for each analyte is a combined concentration.

Consistent with EPA guidelines, unrounded data are displayed and have been used to calculate % recovery and RPD values.

LCS(D) - Laboratory Control Sample (Duplicate)

MS(D) - Matrix Spike (Duplicate)

DUP - Sample Duplicate

RPD - Relative Percent Difference

NC - Not Calculable.

SG - Silica Gel - Clean-Up

U - Indicates the compound was analyzed for, but not detected.

N-Nitrosodiphenylamine decomposes and cannot be separated from Diphenylamine using Method 8270. The result reported for each analyte is a combined concentration.

Reported results are not rounded until the final step prior to reporting. Therefore, calculated parameters that are typically reported as "Total" may vary slightly from the sum of the reported component parameters.

Act - Activity

Unc - Uncertainty: SDWA = 1.96 sigma count uncertainty, all other matrices = Expanded Uncertainty (95% confidence interval).

Gamma Spec = Expanded Uncertainty (95.4% Confidence Interval)

(MDC) - Minimum Detectable Concentration

Trac - Tracer Recovery (%)

Carr - Carrier Recovery (%)

Pace Analytical is TNI accredited. Contact your Pace PM for the current list of accredited analytes.

TNI - The NELAC Institute.

ANALYTE QUALIFIERS

H3 Sample was received or analysis requested beyond the recognized method holding time.

N2 The lab does not hold NELAC/TNI accreditation for this parameter but other accreditations/certifications may apply. A complete list of accreditations/certifications is available upon request.

P6 Matrix spike recovery was outside laboratory control limits due to a parent sample concentration notably higher than the spike level.

REPORT OF LABORATORY ANALYSIS

This report shall not be reproduced, except in full,
without the written consent of Pace Analytical Services, LLC.



QUALITY CONTROL DATA CROSS REFERENCE TABLE

Project: Harding Street P1R3

Pace Project No.: 50350545

Lab ID	Sample ID	QC Batch Method	QC Batch	Analytical Method	Analytical Batch
50350545001	MW-2IL	EPA 9056	747651		
50350545002	DUP-1	EPA 9056	747651		
50350545001	MW-2IL	EPA 3010	746471	EPA 6010	746718
50350545002	DUP-1	EPA 3010	746471	EPA 6010	746718
50350545001	MW-2IL	EPA 3010	746268	EPA 6010	746687
50350545002	DUP-1	EPA 3010	746268	EPA 6010	746687
50350545001	MW-2IL	EPA 200.2	746177	EPA 6020	746352
50350545002	DUP-1	EPA 200.2	746177	EPA 6020	746352
50350545001	MW-2IL	EPA 7470	746686	EPA 7470	746736
50350545002	DUP-1	EPA 7470	746686	EPA 7470	746736
50350545001	MW-2IL	EPA 903.1	606107		
50350545002	DUP-1	EPA 903.1	606107		
50350545001	MW-2IL	EPA 904.0	606108		
50350545002	DUP-1	EPA 904.0	606108		
50350545001	MW-2IL	Total Radium Calculation	608872		
50350545002	DUP-1	Total Radium Calculation	608872		
50350545001	MW-2IL	SM 2320B	746470		
50350545002	DUP-1	SM 2320B	746470		
50350545001	MW-2IL	SM 2540C	746215		
50350545002	DUP-1	SM 2540C	746215		
50350545001	MW-2IL	SM 4500-H+B	748199		
50350545002	DUP-1	SM 4500-H+B	748199		
50350545001	MW-2IL	SM 4500-S2-D	746169		
50350545002	DUP-1	SM 4500-S2-D	746169		
50350545001	MW-2IL	HACH 8146	747407		
50350545002	DUP-1	HACH 8146	747407		
50350545001	MW-2IL	EPA 353.2	746273		
50350545002	DUP-1	EPA 353.2	746273		
50350545001	MW-2IL	EPA 365.1	746329	EPA 365.1	747145
50350545002	DUP-1	EPA 365.1	746329	EPA 365.1	747145
50350545001	MW-2IL	SM 5310C	746402		
50350545002	DUP-1	SM 5310C	746402		
50350545001	MW-2IL	SM 5310C	746677		
50350545002	DUP-1	SM 5310C	746677		

REPORT OF LABORATORY ANALYSIS

This report shall not be reproduced, except in full, without the written consent of Pace Analytical Services, LLC.



SAMPLE CONDITION UPON RECEIPT FORM

Date/Time and Initials of person examining contents: DMP 08/01/23 08:09

1. Courier: FED EX UPS CLIENT PACE NOW/JETT OTHER _____

2. Custody Seal on Cooler/Box Present: Yes No

(If yes) Seals Intact: Yes No (leave blank if no seals were present)

3. Thermometer: **1 2 3 4 5 6 7 8 A B C D E F G H**

4. Cooler Temperature(s): 0.9°/0.9°C 0.6°/0.6°C 0.3°/0.3°C _____
 (Initial/Corrected) RECORD TEMPS OF ALL COOLERS RECEIVED (use Comments below to add more)

5. Packing Material: Bubble Wrap Bubble Bags
 None Other EPLC

6. Ice Type: Wet Blue None

7. If temp. is over 6°C or under 0°C, was the PM notified?: Yes No
 Cooler temp should be above freezing to 6°C

All discrepancies will be written out in the comments section below.

	Yes	No		Yes	No	N/A
USDA Regulated Soils? (HI, ID, NY, WA, OR, CA, NM, TX, OK, AR, LA, TN, AL, MS, NC, SC, GA, FL, or Puerto Rico)		<input checked="" type="checkbox"/>	All containers needing acid/base preservation have been pH CHECKED?: Exceptions: VOA, coliform, LLHg, O&G, RAD CHEM, and any container with a septum cap or preserved with HCl	<input checked="" type="checkbox"/>		
Short Hold Time Analysis (48 hours or less)? Analysis: <u>NO2/NO3 by 3532</u>	<input checked="" type="checkbox"/>		Circle: HNO3 (<2) H2SO4 (<2) NaOH (>10) NaOH/ZnAc (>9) Any non-conformance to pH recommendations will be noted on the container count form			
Time 5035A TC placed in Freezer or Short Holds To Lab			Time: <u>0900</u>	<u>Present</u>	<u>Absent</u>	<u>N/A</u>
Rush TAT Requested (4 days or less):		<input checked="" type="checkbox"/>	Residual Chlorine Check (SVOC 625 Pest/PCB 608)			<input checked="" type="checkbox"/>
Custody Signatures Present?	<input checked="" type="checkbox"/>		Residual Chlorine Check (Total/Amenable/Free Cyanide)			<input checked="" type="checkbox"/>
Containers Intact?:	<input checked="" type="checkbox"/>		Headspace Wisconsin Sulfide?			<input checked="" type="checkbox"/>
Sample Label (IDs/Dates/Times) Match COC?: Except TCs, which only require sample ID		<input checked="" type="checkbox"/>	Headspace in VOA Vials (>6mm): See Container Count form for details	<u>Present</u>	<u>Absent</u>	<u>No VOA Vials Sent</u>
Extra labels on Terracore Vials? (soils only)		<u>N/A</u>	Trip Blank Present?		<input checked="" type="checkbox"/>	
			Trip Blank Custody Seals?			<input checked="" type="checkbox"/>

COMMENTS: Time on MW-2IL containers = 1150, COC time = 1130. DMP 08/01/23
AG3SF MW-1105 pH = 5. DMP 08/01/23 WHS 8/1/23



August 16, 2023

Mr. Mark Breting
ATC Group Services
7988 Centerpoint Drive
Suite 100
Indianapolis, IN 46256

RE: Project: Harding Street P1R3
Pace Project No.: 50350546

Dear Mr. Breting:

Enclosed are the analytical results for sample(s) received by the laboratory on August 01, 2023. The results relate only to the samples included in this report. Results reported herein conform to the applicable TNI/NELAC Standards and the laboratory's Quality Manual, where applicable, unless otherwise noted in the body of the report.

The test results provided in this final report were generated by each of the following laboratories within the Pace Network:

- Pace Analytical Services - Indianapolis
- Pace Analytical Services - Greensburg

If you have any questions concerning this report, please feel free to contact me.

Sincerely,

Will Statz
will.statz@pacelabs.com
(317)228-3105
Project Manager

Enclosures

cc: Mohammed Bazlamit, Atlas
Mr. Robert Miller, Haley & Aldrich



REPORT OF LABORATORY ANALYSIS

This report shall not be reproduced, except in full,
without the written consent of Pace Analytical Services, LLC.



CERTIFICATIONS

Project: Harding Street P1R3

Pace Project No.: 50350546

Pace Analytical Services Pennsylvania

1638 Roseytown Rd Suites 2,3&4, Greensburg, PA 15601
 ANAB DOD-ELAP Rad Accreditation #: L2417
 ANABISO/IEC 17025:2017 Rad Cert#: L24170
 Alabama Certification #: 41590
 Arizona Certification #: AZ0734
 Arkansas Certification
 California Certification #: 2950
 Colorado Certification #: PA01547
 Connecticut Certification #: PH-0694
 EPA Region 4 DW Rad
 Florida/TNI Certification #: E87683
 Georgia Certification #: C040
 Guam Certification
 Hawaii Certification
 Idaho Certification
 Illinois Certification
 Indiana Certification
 Iowa Certification #: 391
 Kansas Certification #: E-10358
 Kentucky Certification #: KY90133
 KY WW Permit #: KY0098221
 KY WW Permit #: KY0000221
 Louisiana DHH/TNI Certification #: LA010
 Louisiana DEQ/TNI Certification #: 04086
 Maine Certification #: 2023021
 Maryland Certification #: 308
 Massachusetts Certification #: M-PA1457
 Michigan/PADEP Certification #: 9991

Missouri Certification #: 235
 Montana Certification #: Cert0082
 Nebraska Certification #: NE-OS-29-14
 Nevada Certification #: PA014572023-03
 New Hampshire/TNI Certification #: 297622
 New Jersey/TNI Certification #: PA051
 New Mexico Certification #: PA01457
 New York/TNI Certification #: 10888
 North Carolina Certification #: 42706
 North Dakota Certification #: R-190
 Ohio EPA Rad Approval: #41249
 Oregon/TNI Certification #: PA200002-015
 Pennsylvania/TNI Certification #: 65-00282
 Puerto Rico Certification #: PA01457
 Rhode Island Certification #: 65-00282
 South Dakota Certification
 Tennessee Certification #: TN02867
 Texas/TNI Certification #: T104704188-22-18
 Utah/TNI Certification #: PA014572223-14
 USDA Soil Permit #: 525-23-67-77263
 Vermont Dept. of Health: ID# VT-0282
 Virgin Island/PADEP Certification
 Virginia/VELAP Certification #: 460198
 Washington Certification #: C868
 West Virginia DEP Certification #: 143
 West Virginia DHHR Certification #: 9964C
 Wisconsin Approve List for Rad

Pace Analytical Services Indianapolis

7726 Moller Road, Indianapolis, IN 46268
 Illinois Accreditation #: 200074
 Indiana Drinking Water Laboratory #: C-49-06
 Kansas/TNI Certification #: E-10177
 Kentucky UST Agency Interest #: 80226
 Kentucky WW Laboratory ID #: 98019
 Michigan Drinking Water Laboratory #9050

Ohio VAP Certified Laboratory #: CL0065
 Oklahoma Laboratory #: 9204
 Texas Certification #: T104704355
 Wisconsin Laboratory #: 999788130
 USDA Foreign Soil Permit #: 525-23-13-23119
 USDA Compliance Agreement #: IN-SL-22-001

REPORT OF LABORATORY ANALYSIS

This report shall not be reproduced, except in full,
 without the written consent of Pace Analytical Services, LLC.



SAMPLE SUMMARY

Project: Harding Street P1R3
Pace Project No.: 50350546

Lab ID	Sample ID	Matrix	Date Collected	Date Received
50350546001	MW-109I	Water	07/31/23 10:30	08/01/23 07:30
50350546002	MW-109D	Water	07/31/23 12:30	08/01/23 07:30
50350546003	MW-109D MS	Water	07/31/23 12:30	08/01/23 07:30
50350546004	MW-109D MSD	Water	07/31/23 12:30	08/01/23 07:30
50350546005	MW-110S	Water	07/31/23 11:09	08/01/23 07:30

REPORT OF LABORATORY ANALYSIS

This report shall not be reproduced, except in full,
without the written consent of Pace Analytical Services, LLC.



SAMPLE ANALYTE COUNT

Project: Harding Street P1R3
 Pace Project No.: 50350546

Lab ID	Sample ID	Method	Analysts	Analytes Reported	Laboratory		
50350546001	MW-109I	EPA 9056	ADM	3	PASI-I		
		EPA 6010	JPK	15	PASI-I		
		EPA 6010	MTM	3	PASI-I		
		EPA 6020	MGM	6	PASI-I		
		EPA 7470	ILP	1	PASI-I		
		EPA 903.1	CLM	1	PASI-PA		
		EPA 904.0	VAL	1	PASI-PA		
		Total Radium Calculation	JAL	1	PASI-PA		
		SM 2320B	DAW	3	PASI-I		
		SM 2540C	TRK	1	PASI-I		
		SM 4500-H+B	RJP	1	PASI-I		
		SM 4500-S2-D	STS	1	PASI-I		
		HACH 8146	BEP	1	PASI-I		
		EPA 353.2	DAW	2	PASI-I		
		EPA 365.1	YAM	1	PASI-I		
		SM 5310C	ATS	1	PASI-I		
		SM 5310C	ATS	1	PASI-I		
		50350546002	MW-109D	EPA 9056	ADM	3	PASI-I
				EPA 6010	JPK	15	PASI-I
				EPA 6010	MTM	3	PASI-I
EPA 6020	MGM			6	PASI-I		
EPA 7470	ILP			1	PASI-I		
EPA 903.1	CLM			1	PASI-PA		
EPA 904.0	VAL			1	PASI-PA		
Total Radium Calculation	JAL			1	PASI-PA		
SM 2320B	DAW			3	PASI-I		
SM 2540C	TRK			1	PASI-I		
SM 4500-H+B	RJP			1	PASI-I		
SM 4500-S2-D	STS			1	PASI-I		
HACH 8146	BEP			1	PASI-I		
EPA 353.2	DAW			2	PASI-I		
EPA 365.1	YAM			1	PASI-I		
SM 5310C	ATS			1	PASI-I		
SM 5310C	ATS			1	PASI-I		
50350546003	MW-109D MS			EPA 903.1	CLM	1	PASI-PA
				EPA 904.0	VAL	1	PASI-PA
50350546004	MW-109D MSD			EPA 903.1	CLM	1	PASI-PA

REPORT OF LABORATORY ANALYSIS

This report shall not be reproduced, except in full,
 without the written consent of Pace Analytical Services, LLC.



SAMPLE ANALYTE COUNT

Project: Harding Street P1R3

Pace Project No.: 50350546

Lab ID	Sample ID	Method	Analysts	Analytes Reported	Laboratory
50350546005	MW-110S	EPA 904.0	VAL	1	PASI-PA
		EPA 9056	ADM	3	PASI-I
		EPA 6010	JPK	15	PASI-I
		EPA 6010	MTM	3	PASI-I
		EPA 6020	MGM	6	PASI-I
		EPA 7470	ILP	1	PASI-I
		EPA 903.1	CLM	1	PASI-PA
		EPA 904.0	VAL	1	PASI-PA
		Total Radium Calculation	JAL	1	PASI-PA
		SM 2320B	DAW	3	PASI-I
		SM 2540C	TRK	1	PASI-I
		SM 4500-H+B	RJP	1	PASI-I
		SM 4500-S2-D	STS	1	PASI-I
		HACH 8146	BEP	1	PASI-I
		EPA 353.2	DAW	2	PASI-I
		EPA 365.1	YAM	1	PASI-I
		SM 5310C	ATS	1	PASI-I
SM 5310C	ATS	1	PASI-I		

PASI-I = Pace Analytical Services - Indianapolis

PASI-PA = Pace Analytical Services - Greensburg

REPORT OF LABORATORY ANALYSIS

This report shall not be reproduced, except in full,
without the written consent of Pace Analytical Services, LLC.



SUMMARY OF DETECTION

Project: Harding Street P1R3

Pace Project No.: 50350546

Lab Sample ID	Client Sample ID	Result	Units	Report Limit	Analyzed	Qualifiers
Method	Parameters					
50350546001	MW-109I					
EPA 9056	Chloride	83.5	mg/L	2.5	08/11/23 06:41	
EPA 9056	Fluoride	0.12	mg/L	0.10	08/11/23 06:23	
EPA 9056	Sulfate	132	mg/L	2.5	08/11/23 06:41	
EPA 6010	Barium	182	ug/L	10.0	08/04/23 02:08	
EPA 6010	Boron	1130	ug/L	100	08/04/23 02:08	
EPA 6010	Calcium	112000	ug/L	1000	08/04/23 02:08	
EPA 6010	Iron	2770	ug/L	100	08/04/23 02:08	
EPA 6010	Magnesium	29700	ug/L	1000	08/04/23 02:08	
EPA 6010	Manganese	217	ug/L	10.0	08/04/23 02:08	
EPA 6010	Potassium	4310	ug/L	1000	08/04/23 02:08	
EPA 6010	Silica	13800	ug/L	450	08/04/23 02:08	N2
EPA 6010	Sodium	56700	ug/L	1000	08/04/23 02:08	
EPA 6010	Iron, Dissolved	2920	ug/L	100	08/03/23 17:24	
EPA 6010	Manganese, Dissolved	242	ug/L	10.0	08/03/23 17:24	
EPA 6020	Arsenic	2.0	ug/L	1.0	08/02/23 20:20	
EPA 903.1	Radium-226	0.713 ± 0.689	pCi/L		08/14/23 14:01	
		(1.07) C:NA T:88%				
EPA 904.0	Radium-228	0.821 ± 0.437 (0.768) C:81% T:82%	pCi/L		08/11/23 16:52	
Total Radium Calculation	Total Radium	1.53 ± 1.13 (1.84)	pCi/L		08/15/23 16:52	
SM 2320B	Alkalinity, Total as CaCO3	300	mg/L	10.0	08/02/23 20:52	
SM 2320B	Alkalinity,Bicarbonate (CaCO3)	300	mg/L	10.0	08/02/23 20:52	
SM 2540C	Total Dissolved Solids	646	mg/L	10.0	08/01/23 14:41	
SM 4500-H+B	pH at 25 Degrees C	7.4	Std. Units	0.10	08/15/23 13:22	H3
SM 5310C	Total Organic Carbon	2.0	mg/L	1.0	08/03/23 09:12	
SM 5310C	Dissolved Organic Carbon	2.0	mg/L	1.0	08/04/23 13:18	
50350546002	MW-109D					
EPA 9056	Chloride	94.9	mg/L	2.5	08/11/23 07:53	
EPA 9056	Fluoride	0.11	mg/L	0.10	08/11/23 07:35	
EPA 9056	Sulfate	59.3	mg/L	2.5	08/11/23 07:53	
EPA 6010	Barium	75.4	ug/L	10.0	08/04/23 02:11	
EPA 6010	Boron	1390	ug/L	100	08/04/23 02:11	
EPA 6010	Calcium	90300	ug/L	1000	08/04/23 02:11	
EPA 6010	Iron	2060	ug/L	100	08/04/23 02:11	
EPA 6010	Magnesium	22200	ug/L	1000	08/04/23 02:11	
EPA 6010	Manganese	73.8	ug/L	10.0	08/04/23 02:11	
EPA 6010	Potassium	2160	ug/L	1000	08/04/23 02:11	
EPA 6010	Silica	12100	ug/L	450	08/04/23 02:11	N2
EPA 6010	Sodium	56700	ug/L	1000	08/04/23 02:11	
EPA 6010	Iron, Dissolved	2220	ug/L	100	08/03/23 17:26	
EPA 6010	Manganese, Dissolved	84.0	ug/L	10.0	08/03/23 17:26	
EPA 6020	Arsenic	1.9	ug/L	1.0	08/02/23 19:44	

REPORT OF LABORATORY ANALYSIS

This report shall not be reproduced, except in full,
without the written consent of Pace Analytical Services, LLC.



SUMMARY OF DETECTION

Project: Harding Street P1R3
 Pace Project No.: 50350546

Lab Sample ID	Client Sample ID	Result	Units	Report Limit	Analyzed	Qualifiers
Method	Parameters					
50350546002	MW-109D					
EPA 903.1	Radium-226	0.802 ± 0.528 (0.707) C:NA T:93%	pCi/L		08/14/23 14:01	
EPA 904.0	Radium-228	0.471 ± 0.458 (0.940) C:68% T:84%	pCi/L		08/11/23 16:48	
Total Radium Calculation	Total Radium	1.27 ± 0.986 (1.65)	pCi/L		08/15/23 16:52	
SM 2320B	Alkalinity, Total as CaCO3	273	mg/L	10.0	08/02/23 21:59	
SM 2320B	Alkalinity,Bicarbonate (CaCO3)	273	mg/L	10.0	08/02/23 21:59	
SM 2540C	Total Dissolved Solids	532	mg/L	10.0	08/01/23 14:41	
SM 4500-H+B	pH at 25 Degrees C	7.4	Std. Units	0.10	08/15/23 13:23	H3
EPA 365.1	Phosphate as P04	0.18	mg/L	0.15	08/07/23 16:46	
SM 5310C	Total Organic Carbon	1.0	mg/L	1.0	08/03/23 09:38	
50350546003	MW-109D MS					
EPA 903.1	Radium-226	99.06 %REC ± NA (NA) C:NA T:NA	pCi/L		08/14/23 14:14	
EPA 904.0	Radium-228	89.74 %REC ± NA (NA) C:NA T:NA	pCi/L		08/11/23 16:48	
50350546004	MW-109D MSD					
EPA 903.1	Radium-226	78.69 %REC 22.92RPD ± NA (NA) C:NA T:NA	pCi/L		08/14/23 14:14	
EPA 904.0	Radium-228	76.42 %REC 16.04RPD ± NA (NA) C:NA T:NA	pCi/L		08/11/23 16:49	
50350546005	MW-110S					
EPA 9056	Chloride	108	mg/L	2.5	08/11/23 11:09	
EPA 9056	Fluoride	0.13	mg/L	0.10	08/11/23 10:51	
EPA 9056	Sulfate	447	mg/L	25.0	08/11/23 11:27	
EPA 6010	Aluminum	546	ug/L	200	08/04/23 02:22	
EPA 6010	Barium	41.3	ug/L	10.0	08/04/23 02:22	
EPA 6010	Boron	1640	ug/L	100	08/04/23 02:22	
EPA 6010	Calcium	214000	ug/L	2000	08/04/23 02:57	
EPA 6010	Iron	1560	ug/L	100	08/04/23 02:22	
EPA 6010	Magnesium	59700	ug/L	1000	08/04/23 02:22	
EPA 6010	Manganese	491	ug/L	10.0	08/04/23 02:22	
EPA 6010	Molybdenum	21.7	ug/L	10.0	08/04/23 02:22	

REPORT OF LABORATORY ANALYSIS

This report shall not be reproduced, except in full,
 without the written consent of Pace Analytical Services, LLC.



SUMMARY OF DETECTION

Project: Harding Street P1R3

Pace Project No.: 50350546

Lab Sample ID Method	Client Sample ID Parameters	Result	Units	Report Limit	Analyzed	Qualifiers
50350546005	MW-110S					
EPA 6010	Potassium	5700	ug/L	1000	08/04/23 02:22	
EPA 6010	Silica	14000	ug/L	450	08/04/23 02:22	N2
EPA 6010	Sodium	85600	ug/L	1000	08/04/23 02:22	
EPA 6010	Iron, Dissolved	329	ug/L	100	08/03/23 17:41	
EPA 6010	Manganese, Dissolved	549	ug/L	10.0	08/03/23 17:41	
EPA 6010	Molybdenum, Dissolved	22.1	ug/L	10.0	08/04/23 10:05	
EPA 6020	Arsenic	2.6	ug/L	1.0	08/02/23 20:24	
EPA 903.1	Radium-226	0.548 ± 0.660 (1.09) C:NA T:90%	pCi/L		08/14/23 14:14	
EPA 904.0	Radium-228	1.09 ± 0.518 (0.904) C:82% T:82%	pCi/L		08/11/23 16:49	
Total Radium Calculation	Total Radium	1.64 ± 1.18 (1.99)	pCi/L		08/15/23 16:52	
SM 2320B	Alkalinity, Total as CaCO3	370	mg/L	10.0	08/02/23 21:59	
SM 2320B	Alkalinity,Bicarbonate (CaCO3)	370	mg/L	10.0	08/02/23 21:59	
SM 2540C	Total Dissolved Solids	1250	mg/L	20.0	08/01/23 14:42	
SM 4500-H+B	pH at 25 Degrees C	7.6	Std. Units	0.10	08/15/23 13:25	H3
SM 5310C	Total Organic Carbon	1.4	mg/L	1.0	08/03/23 10:43	
SM 5310C	Dissolved Organic Carbon	1.6	mg/L	1.0	08/04/23 14:43	P4

REPORT OF LABORATORY ANALYSIS

This report shall not be reproduced, except in full,
without the written consent of Pace Analytical Services, LLC.



ANALYTICAL RESULTS

Project: Harding Street P1R3

Pace Project No.: 50350546

Sample: MW-1091 Lab ID: 50350546001 Collected: 07/31/23 10:30 Received: 08/01/23 07:30 Matrix: Water

Parameters	Results	Units	Report			Prepared	Analyzed	CAS No.	Qual
			Limit	MDL	DF				
9056 IC Anions									
Analytical Method: EPA 9056									
Pace Analytical Services - Indianapolis									
Chloride	83.5	mg/L	2.5	0.67	10		08/11/23 06:41	16887-00-6	
Fluoride	0.12	mg/L	0.10	0.017	1		08/11/23 06:23	16984-48-8	
Sulfate	132	mg/L	2.5	1.9	10		08/11/23 06:41	14808-79-8	
6010 MET ICP									
Analytical Method: EPA 6010 Preparation Method: EPA 3010									
Pace Analytical Services - Indianapolis									
Aluminum	ND	ug/L	200	42.2	1	08/03/23 07:53	08/04/23 02:08	7429-90-5	
Barium	182	ug/L	10.0	1.9	1	08/03/23 07:53	08/04/23 02:08	7440-39-3	
Boron	1130	ug/L	100	12.3	1	08/03/23 07:53	08/04/23 02:08	7440-42-8	
Cadmium	ND	ug/L	2.0	0.59	1	08/03/23 07:53	08/04/23 02:08	7440-43-9	
Calcium	112000	ug/L	1000	143	1	08/03/23 07:53	08/04/23 02:08	7440-70-2	
Chromium	ND	ug/L	10.0	1.4	1	08/03/23 07:53	08/04/23 02:08	7440-47-3	
Iron	2770	ug/L	100	28.6	1	08/03/23 07:53	08/04/23 02:08	7439-89-6	
Lead	ND	ug/L	10.0	3.1	1	08/03/23 07:53	08/04/23 02:08	7439-92-1	
Lithium	ND	ug/L	20.0	6.2	1	08/03/23 07:53	08/04/23 02:08	7439-93-2	
Magnesium	29700	ug/L	1000	45.6	1	08/03/23 07:53	08/04/23 02:08	7439-95-4	
Manganese	217	ug/L	10.0	2.8	1	08/03/23 07:53	08/04/23 02:08	7439-96-5	
Molybdenum	ND	ug/L	10.0	1.2	1	08/03/23 07:53	08/04/23 02:08	7439-98-7	
Potassium	4310	ug/L	1000	219	1	08/03/23 07:53	08/04/23 02:08	7440-09-7	
Silica	13800	ug/L	450		1	08/03/23 07:53	08/04/23 02:08	7631-86-9	N2
Sodium	56700	ug/L	1000	288	1	08/03/23 07:53	08/04/23 02:08	7440-23-5	
6010 MET ICP, Dissolved									
Analytical Method: EPA 6010 Preparation Method: EPA 3010									
Pace Analytical Services - Indianapolis									
Iron, Dissolved	2920	ug/L	100	28.6	1	08/03/23 06:38	08/03/23 17:24	7439-89-6	
Manganese, Dissolved	242	ug/L	10.0	2.8	1	08/03/23 06:38	08/03/23 17:24	7439-96-5	
Molybdenum, Dissolved	ND	ug/L	10.0	1.2	1	08/03/23 06:38	08/03/23 17:24	7439-98-7	
6020 MET ICPMS									
Analytical Method: EPA 6020 Preparation Method: EPA 200.2									
Pace Analytical Services - Indianapolis									
Antimony	ND	ug/L	1.0	0.13	1	08/02/23 07:03	08/02/23 20:20	7440-36-0	
Arsenic	2.0	ug/L	1.0	0.10	1	08/02/23 07:03	08/02/23 20:20	7440-38-2	
Beryllium	ND	ug/L	0.20	0.026	1	08/02/23 07:03	08/02/23 20:20	7440-41-7	
Cobalt	ND	ug/L	1.0	0.082	1	08/02/23 07:03	08/02/23 20:20	7440-48-4	
Selenium	ND	ug/L	1.0	0.44	1	08/02/23 07:03	08/02/23 20:20	7782-49-2	
Thallium	ND	ug/L	1.0	0.072	1	08/02/23 07:03	08/02/23 20:20	7440-28-0	
7470 Mercury									
Analytical Method: EPA 7470 Preparation Method: EPA 7470									
Pace Analytical Services - Indianapolis									
Mercury	ND	ug/L	0.20	0.12	1	08/03/23 19:01	08/04/23 11:34	7439-97-6	
2320B Alkalinity									
Analytical Method: SM 2320B									
Pace Analytical Services - Indianapolis									
Alkalinity, Total as CaCO3	300	mg/L	10.0	10.0	1		08/02/23 20:52		

REPORT OF LABORATORY ANALYSIS

This report shall not be reproduced, except in full,
without the written consent of Pace Analytical Services, LLC.



ANALYTICAL RESULTS

Project: Harding Street P1R3
 Pace Project No.: 50350546

Sample: MW-109I		Lab ID: 50350546001		Collected: 07/31/23 10:30	Received: 08/01/23 07:30	Matrix: Water			
Parameters	Results	Units	Report Limit	MDL	DF	Prepared	Analyzed	CAS No.	Qual
2320B Alkalinity		Analytical Method: SM 2320B Pace Analytical Services - Indianapolis							
Alkalinity,Bicarbonate (CaCO3)	300	mg/L	10.0	10.0	1		08/02/23 20:52		
Alkalinity,Carbonate (CaCO3)	ND	mg/L	10.0	10.0	1		08/02/23 20:52		
2540C Total Dissolved Solids		Analytical Method: SM 2540C Pace Analytical Services - Indianapolis							
Total Dissolved Solids	646	mg/L	10.0	10.0	1		08/01/23 14:41		
4500H+ pH, Electrometric		Analytical Method: SM 4500-H+B Pace Analytical Services - Indianapolis							
pH at 25 Degrees C	7.4	Std. Units	0.10	0.10	1		08/15/23 13:22		H3
4500S2D Sulfide Water		Analytical Method: SM 4500-S2-D Pace Analytical Services - Indianapolis							
Sulfide	ND	mg/L	0.10	0.025	1		08/01/23 12:40	18496-25-8	
Iron, Ferrous		Analytical Method: HACH 8146 Pace Analytical Services - Indianapolis							
Iron, Ferrous	ND	mg/L	0.20	0.035	1		08/09/23 14:39	15438-31-0	H3,N2
353.2 Nitrogen, NO2/NO3 unpres		Analytical Method: EPA 353.2 Pace Analytical Services - Indianapolis							
Nitrogen, Nitrate	ND	mg/L	0.10	0.011	1		08/01/23 21:18	14797-55-8	
Nitrogen, Nitrite	ND	mg/L	0.10	0.0040	1		08/01/23 21:18	14797-65-0	
365.1 Total Phosphorus		Analytical Method: EPA 365.1 Preparation Method: EPA 365.1 Pace Analytical Services - Indianapolis							
Phosphate as P04	ND	mg/L	0.15	0.15	1	08/02/23 11:00	08/07/23 16:45		
5310C TOC		Analytical Method: SM 5310C Pace Analytical Services - Indianapolis							
Total Organic Carbon	2.0	mg/L	1.0	0.24	1		08/03/23 09:12	7440-44-0	
5310C Dissolved Organic Carbon		Analytical Method: SM 5310C Pace Analytical Services - Indianapolis							
Dissolved Organic Carbon	2.0	mg/L	1.0	0.24	1		08/04/23 13:18		

REPORT OF LABORATORY ANALYSIS

This report shall not be reproduced, except in full,
 without the written consent of Pace Analytical Services, LLC.



ANALYTICAL RESULTS

Project: Harding Street P1R3

Pace Project No.: 50350546

Sample: MW-109D Lab ID: 50350546002 Collected: 07/31/23 12:30 Received: 08/01/23 07:30 Matrix: Water

Parameters	Results	Units	Report			Prepared	Analyzed	CAS No.	Qual
			Limit	MDL	DF				
9056 IC Anions									
Analytical Method: EPA 9056									
Pace Analytical Services - Indianapolis									
Chloride	94.9	mg/L	2.5	0.67	10		08/11/23 07:53	16887-00-6	
Fluoride	0.11	mg/L	0.10	0.017	1		08/11/23 07:35	16984-48-8	
Sulfate	59.3	mg/L	2.5	1.9	10		08/11/23 07:53	14808-79-8	
6010 MET ICP									
Analytical Method: EPA 6010 Preparation Method: EPA 3010									
Pace Analytical Services - Indianapolis									
Aluminum	ND	ug/L	200	42.2	1	08/03/23 07:53	08/04/23 02:11	7429-90-5	
Barium	75.4	ug/L	10.0	1.9	1	08/03/23 07:53	08/04/23 02:11	7440-39-3	
Boron	1390	ug/L	100	12.3	1	08/03/23 07:53	08/04/23 02:11	7440-42-8	
Cadmium	ND	ug/L	2.0	0.59	1	08/03/23 07:53	08/04/23 02:11	7440-43-9	
Calcium	90300	ug/L	1000	143	1	08/03/23 07:53	08/04/23 02:11	7440-70-2	
Chromium	ND	ug/L	10.0	1.4	1	08/03/23 07:53	08/04/23 02:11	7440-47-3	
Iron	2060	ug/L	100	28.6	1	08/03/23 07:53	08/04/23 02:11	7439-89-6	
Lead	ND	ug/L	10.0	3.1	1	08/03/23 07:53	08/04/23 02:11	7439-92-1	
Lithium	ND	ug/L	20.0	6.2	1	08/03/23 07:53	08/04/23 02:11	7439-93-2	
Magnesium	22200	ug/L	1000	45.6	1	08/03/23 07:53	08/04/23 02:11	7439-95-4	
Manganese	73.8	ug/L	10.0	2.8	1	08/03/23 07:53	08/04/23 02:11	7439-96-5	
Molybdenum	ND	ug/L	10.0	1.2	1	08/03/23 07:53	08/04/23 02:11	7439-98-7	
Potassium	2160	ug/L	1000	219	1	08/03/23 07:53	08/04/23 02:11	7440-09-7	
Silica	12100	ug/L	450		1	08/03/23 07:53	08/04/23 02:11	7631-86-9	N2
Sodium	56700	ug/L	1000	288	1	08/03/23 07:53	08/04/23 02:11	7440-23-5	
6010 MET ICP, Dissolved									
Analytical Method: EPA 6010 Preparation Method: EPA 3010									
Pace Analytical Services - Indianapolis									
Iron, Dissolved	2220	ug/L	100	28.6	1	08/03/23 06:38	08/03/23 17:26	7439-89-6	
Manganese, Dissolved	84.0	ug/L	10.0	2.8	1	08/03/23 06:38	08/03/23 17:26	7439-96-5	
Molybdenum, Dissolved	ND	ug/L	10.0	1.2	1	08/03/23 06:38	08/04/23 09:59	7439-98-7	
6020 MET ICPMS									
Analytical Method: EPA 6020 Preparation Method: EPA 200.2									
Pace Analytical Services - Indianapolis									
Antimony	ND	ug/L	1.0	0.13	1	08/02/23 07:03	08/02/23 19:44	7440-36-0	
Arsenic	1.9	ug/L	1.0	0.10	1	08/02/23 07:03	08/02/23 19:44	7440-38-2	
Beryllium	ND	ug/L	0.20	0.026	1	08/02/23 07:03	08/02/23 19:44	7440-41-7	
Cobalt	ND	ug/L	1.0	0.082	1	08/02/23 07:03	08/02/23 19:44	7440-48-4	
Selenium	ND	ug/L	1.0	0.44	1	08/02/23 07:03	08/02/23 19:44	7782-49-2	
Thallium	ND	ug/L	1.0	0.072	1	08/02/23 07:03	08/02/23 19:44	7440-28-0	
7470 Mercury									
Analytical Method: EPA 7470 Preparation Method: EPA 7470									
Pace Analytical Services - Indianapolis									
Mercury	ND	ug/L	0.20	0.12	1	08/03/23 19:01	08/04/23 11:36	7439-97-6	
2320B Alkalinity									
Analytical Method: SM 2320B									
Pace Analytical Services - Indianapolis									
Alkalinity, Total as CaCO3	273	mg/L	10.0	10.0	1		08/02/23 21:59		

REPORT OF LABORATORY ANALYSIS

This report shall not be reproduced, except in full,
without the written consent of Pace Analytical Services, LLC.



ANALYTICAL RESULTS

Project: Harding Street P1R3

Pace Project No.: 50350546

Sample: MW-109D		Lab ID: 50350546002		Collected: 07/31/23 12:30	Received: 08/01/23 07:30	Matrix: Water			
Parameters	Results	Units	Report Limit	MDL	DF	Prepared	Analyzed	CAS No.	Qual
2320B Alkalinity		Analytical Method: SM 2320B Pace Analytical Services - Indianapolis							
Alkalinity,Bicarbonate (CaCO3)	273	mg/L	10.0	10.0	1		08/02/23 21:59		
Alkalinity,Carbonate (CaCO3)	ND	mg/L	10.0	10.0	1		08/02/23 21:59		
2540C Total Dissolved Solids		Analytical Method: SM 2540C Pace Analytical Services - Indianapolis							
Total Dissolved Solids	532	mg/L	10.0	10.0	1		08/01/23 14:41		
4500H+ pH, Electrometric		Analytical Method: SM 4500-H+B Pace Analytical Services - Indianapolis							
pH at 25 Degrees C	7.4	Std. Units	0.10	0.10	1		08/15/23 13:23		H3
4500S2D Sulfide Water		Analytical Method: SM 4500-S2-D Pace Analytical Services - Indianapolis							
Sulfide	ND	mg/L	0.10	0.025	1		08/01/23 12:40	18496-25-8	
Iron, Ferrous		Analytical Method: HACH 8146 Pace Analytical Services - Indianapolis							
Iron, Ferrous	ND	mg/L	0.20	0.035	1		08/09/23 14:39	15438-31-0	H3,N2
353.2 Nitrogen, NO2/NO3 unpres		Analytical Method: EPA 353.2 Pace Analytical Services - Indianapolis							
Nitrogen, Nitrate	ND	mg/L	0.10	0.011	1		08/01/23 21:24	14797-55-8	
Nitrogen, Nitrite	ND	mg/L	0.10	0.0040	1		08/01/23 21:24	14797-65-0	
365.1 Total Phosphorus		Analytical Method: EPA 365.1 Preparation Method: EPA 365.1 Pace Analytical Services - Indianapolis							
Phosphate as P04	0.18	mg/L	0.15	0.15	1	08/02/23 11:00	08/07/23 16:46		
5310C TOC		Analytical Method: SM 5310C Pace Analytical Services - Indianapolis							
Total Organic Carbon	1.0	mg/L	1.0	0.24	1		08/03/23 09:38	7440-44-0	
5310C Dissolved Organic Carbon		Analytical Method: SM 5310C Pace Analytical Services - Indianapolis							
Dissolved Organic Carbon	ND	mg/L	1.0	0.24	1		08/04/23 13:44		

REPORT OF LABORATORY ANALYSIS

This report shall not be reproduced, except in full,
 without the written consent of Pace Analytical Services, LLC.



ANALYTICAL RESULTS

Project: Harding Street P1R3

Pace Project No.: 50350546

Sample: MW-110S Lab ID: 50350546005 Collected: 07/31/23 11:09 Received: 08/01/23 07:30 Matrix: Water

Parameters	Results	Units	Report			Prepared	Analyzed	CAS No.	Qual
			Limit	MDL	DF				
9056 IC Anions									
Analytical Method: EPA 9056									
Pace Analytical Services - Indianapolis									
Chloride	108	mg/L	2.5	0.67	10		08/11/23 11:09	16887-00-6	
Fluoride	0.13	mg/L	0.10	0.017	1		08/11/23 10:51	16984-48-8	
Sulfate	447	mg/L	25.0	19.0	100		08/11/23 11:27	14808-79-8	
6010 MET ICP									
Analytical Method: EPA 6010 Preparation Method: EPA 3010									
Pace Analytical Services - Indianapolis									
Aluminum	546	ug/L	200	42.2	1	08/03/23 07:53	08/04/23 02:22	7429-90-5	
Barium	41.3	ug/L	10.0	1.9	1	08/03/23 07:53	08/04/23 02:22	7440-39-3	
Boron	1640	ug/L	100	12.3	1	08/03/23 07:53	08/04/23 02:22	7440-42-8	
Cadmium	ND	ug/L	2.0	0.59	1	08/03/23 07:53	08/04/23 02:22	7440-43-9	
Calcium	214000	ug/L	2000	286	2	08/03/23 07:53	08/04/23 02:57	7440-70-2	
Chromium	ND	ug/L	10.0	1.4	1	08/03/23 07:53	08/04/23 02:22	7440-47-3	
Iron	1560	ug/L	100	28.6	1	08/03/23 07:53	08/04/23 02:22	7439-89-6	
Lead	ND	ug/L	10.0	3.1	1	08/03/23 07:53	08/04/23 02:22	7439-92-1	
Lithium	ND	ug/L	20.0	6.2	1	08/03/23 07:53	08/04/23 02:22	7439-93-2	
Magnesium	59700	ug/L	1000	45.6	1	08/03/23 07:53	08/04/23 02:22	7439-95-4	
Manganese	491	ug/L	10.0	2.8	1	08/03/23 07:53	08/04/23 02:22	7439-96-5	
Molybdenum	21.7	ug/L	10.0	1.2	1	08/03/23 07:53	08/04/23 02:22	7439-98-7	
Potassium	5700	ug/L	1000	219	1	08/03/23 07:53	08/04/23 02:22	7440-09-7	
Silica	14000	ug/L	450		1	08/03/23 07:53	08/04/23 02:22	7631-86-9	N2
Sodium	85600	ug/L	1000	288	1	08/03/23 07:53	08/04/23 02:22	7440-23-5	
6010 MET ICP, Dissolved									
Analytical Method: EPA 6010 Preparation Method: EPA 3010									
Pace Analytical Services - Indianapolis									
Iron, Dissolved	329	ug/L	100	28.6	1	08/03/23 06:38	08/03/23 17:41	7439-89-6	
Manganese, Dissolved	549	ug/L	10.0	2.8	1	08/03/23 06:38	08/03/23 17:41	7439-96-5	
Molybdenum, Dissolved	22.1	ug/L	10.0	1.2	1	08/03/23 06:38	08/04/23 10:05	7439-98-7	
6020 MET ICPMS									
Analytical Method: EPA 6020 Preparation Method: EPA 200.2									
Pace Analytical Services - Indianapolis									
Antimony	ND	ug/L	1.0	0.13	1	08/02/23 07:03	08/02/23 20:24	7440-36-0	
Arsenic	2.6	ug/L	1.0	0.10	1	08/02/23 07:03	08/02/23 20:24	7440-38-2	
Beryllium	ND	ug/L	0.20	0.026	1	08/02/23 07:03	08/02/23 20:24	7440-41-7	
Cobalt	ND	ug/L	1.0	0.082	1	08/02/23 07:03	08/02/23 20:24	7440-48-4	
Selenium	ND	ug/L	1.0	0.44	1	08/02/23 07:03	08/02/23 20:24	7782-49-2	
Thallium	ND	ug/L	1.0	0.072	1	08/02/23 07:03	08/02/23 20:24	7440-28-0	
7470 Mercury									
Analytical Method: EPA 7470 Preparation Method: EPA 7470									
Pace Analytical Services - Indianapolis									
Mercury	ND	ug/L	0.20	0.12	1	08/03/23 19:01	08/04/23 11:44	7439-97-6	
2320B Alkalinity									
Analytical Method: SM 2320B									
Pace Analytical Services - Indianapolis									
Alkalinity, Total as CaCO3	370	mg/L	10.0	10.0	1		08/02/23 21:59		

REPORT OF LABORATORY ANALYSIS

This report shall not be reproduced, except in full,
without the written consent of Pace Analytical Services, LLC.



ANALYTICAL RESULTS

Project: Harding Street P1R3
 Pace Project No.: 50350546

Sample: MW-110S Lab ID: 50350546005 Collected: 07/31/23 11:09 Received: 08/01/23 07:30 Matrix: Water									
Parameters	Results	Units	Report Limit	MDL	DF	Prepared	Analyzed	CAS No.	Qual
2320B Alkalinity									
Analytical Method: SM 2320B Pace Analytical Services - Indianapolis									
Alkalinity,Bicarbonate (CaCO3)	370	mg/L	10.0	10.0	1		08/02/23 21:59		
Alkalinity,Carbonate (CaCO3)	ND	mg/L	10.0	10.0	1		08/02/23 21:59		
2540C Total Dissolved Solids									
Analytical Method: SM 2540C Pace Analytical Services - Indianapolis									
Total Dissolved Solids	1250	mg/L	20.0	20.0	1		08/01/23 14:42		
4500H+ pH, Electrometric									
Analytical Method: SM 4500-H+B Pace Analytical Services - Indianapolis									
pH at 25 Degrees C	7.6	Std. Units	0.10	0.10	1		08/15/23 13:25		H3
4500S2D Sulfide Water									
Analytical Method: SM 4500-S2-D Pace Analytical Services - Indianapolis									
Sulfide	ND	mg/L	0.10	0.025	1		08/01/23 12:40	18496-25-8	
Iron, Ferrous									
Analytical Method: HACH 8146 Pace Analytical Services - Indianapolis									
Iron, Ferrous	ND	mg/L	0.20	0.035	1		08/09/23 14:39	15438-31-0	H3,N2
353.2 Nitrogen, NO2/NO3 unpres									
Analytical Method: EPA 353.2 Pace Analytical Services - Indianapolis									
Nitrogen, Nitrate	ND	mg/L	0.10	0.011	1		08/01/23 21:20	14797-55-8	
Nitrogen, Nitrite	ND	mg/L	0.10	0.0040	1		08/01/23 21:20	14797-65-0	
365.1 Total Phosphorus									
Analytical Method: EPA 365.1 Preparation Method: EPA 365.1 Pace Analytical Services - Indianapolis									
Phosphate as P04	ND	mg/L	0.15	0.15	1	08/02/23 11:00	08/07/23 16:48		
5310C TOC									
Analytical Method: SM 5310C Pace Analytical Services - Indianapolis									
Total Organic Carbon	1.4	mg/L	1.0	0.24	1		08/03/23 10:43	7440-44-0	
5310C Dissolved Organic Carbon									
Analytical Method: SM 5310C Pace Analytical Services - Indianapolis									
Dissolved Organic Carbon	1.6	mg/L	1.0	0.24	1		08/04/23 14:43		P4

REPORT OF LABORATORY ANALYSIS

This report shall not be reproduced, except in full,
 without the written consent of Pace Analytical Services, LLC.



QUALITY CONTROL DATA

Project: Harding Street P1R3

Pace Project No.: 50350546

QC Batch:	747651	Analysis Method:	EPA 9056
QC Batch Method:	EPA 9056	Analysis Description:	9056 IC Anions
		Laboratory:	Pace Analytical Services - Indianapolis

Associated Lab Samples: 50350546001, 50350546002, 50350546005

METHOD BLANK: 3427244 Matrix: Water

Associated Lab Samples: 50350546001, 50350546002, 50350546005

Parameter	Units	Blank Result	Reporting Limit	MDL	Analyzed	Qualifiers
Chloride	mg/L	ND	0.25	0.067	08/10/23 17:53	
Fluoride	mg/L	ND	0.10	0.017	08/10/23 17:53	
Sulfate	mg/L	ND	0.25	0.19	08/10/23 17:53	

LABORATORY CONTROL SAMPLE: 3427245

Parameter	Units	Spike Conc.	LCS Result	LCS % Rec	% Rec Limits	Qualifiers
Chloride	mg/L	2.5	2.3	94	80-120	
Fluoride	mg/L	1	0.95	95	80-120	
Sulfate	mg/L	5	4.8	96	80-120	

MATRIX SPIKE & MATRIX SPIKE DUPLICATE: 3427246 3427247

Parameter	Units	MS		MSD		MS Result	MSD Result	MS % Rec	MSD % Rec	% Rec Limits	RPD	Max RPD	Qual
		50350546002	Result	Spike Conc.	Spike Conc.								
Chloride	mg/L	94.9	25	25	115	115	80	80	80-120	0	15		
Fluoride	mg/L	0.11	1	1	1.1	1.1	98	98	80-120	0	15		
Sulfate	mg/L	59.3	50	50	105	104	91	89	80-120	1	15		

Results presented on this page are in the units indicated by the "Units" column except where an alternate unit is presented to the right of the result.

REPORT OF LABORATORY ANALYSIS

This report shall not be reproduced, except in full, without the written consent of Pace Analytical Services, LLC.



QUALITY CONTROL DATA

Project: Harding Street P1R3
 Pace Project No.: 50350546

QC Batch: 746686 Analysis Method: EPA 7470
 QC Batch Method: EPA 7470 Analysis Description: 7470 Mercury
 Laboratory: Pace Analytical Services - Indianapolis
 Associated Lab Samples: 50350546001, 50350546002, 50350546005

METHOD BLANK: 3422843 Matrix: Water
 Associated Lab Samples: 50350546001, 50350546002, 50350546005

Parameter	Units	Blank Result	Reporting Limit	MDL	Analyzed	Qualifiers
Mercury	ug/L	ND	0.20	0.12	08/04/23 11:00	

LABORATORY CONTROL SAMPLE: 3422844

Parameter	Units	Spike Conc.	LCS Result	LCS % Rec	% Rec Limits	Qualifiers
Mercury	ug/L	5	4.9	98	80-120	

MATRIX SPIKE & MATRIX SPIKE DUPLICATE: 3422845 3422846

Parameter	Units	50350546002		50350546005		MS % Rec	MSD % Rec	% Rec Limits	RPD	Max RPD	Qual
		MS Spike Conc.	MSD Spike Conc.	MS Result	MSD Result						
Mercury	ug/L	ND	5	5	4.7	4.7	94	94	75-125	0	20

MATRIX SPIKE & MATRIX SPIKE DUPLICATE: 3422847 3422848

Parameter	Units	50350639002		50350639005		MS % Rec	MSD % Rec	% Rec Limits	RPD	Max RPD	Qual
		MS Spike Conc.	MSD Spike Conc.	MS Result	MSD Result						
Mercury	ug/L	ND	5	5	4.8	4.7	96	94	75-125	2	20

Results presented on this page are in the units indicated by the "Units" column except where an alternate unit is presented to the right of the result.

REPORT OF LABORATORY ANALYSIS

This report shall not be reproduced, except in full,
 without the written consent of Pace Analytical Services, LLC.



QUALITY CONTROL DATA

Project: Harding Street P1R3
 Pace Project No.: 50350546

QC Batch: 746471 Analysis Method: EPA 6010
 QC Batch Method: EPA 3010 Analysis Description: 6010 MET
 Laboratory: Pace Analytical Services - Indianapolis
 Associated Lab Samples: 50350546001, 50350546002, 50350546005

METHOD BLANK: 3421991 Matrix: Water
 Associated Lab Samples: 50350546001, 50350546002, 50350546005

Parameter	Units	Blank Result	Reporting Limit	MDL	Analyzed	Qualifiers
Aluminum	ug/L	ND	200	42.2	08/04/23 01:55	
Barium	ug/L	ND	10.0	1.9	08/04/23 01:55	
Boron	ug/L	ND	100	12.3	08/04/23 01:55	
Cadmium	ug/L	ND	2.0	0.59	08/04/23 01:55	
Calcium	ug/L	ND	1000	143	08/04/23 01:55	
Chromium	ug/L	ND	10.0	1.4	08/04/23 01:55	
Iron	ug/L	ND	100	28.6	08/04/23 01:55	
Lead	ug/L	ND	10.0	3.1	08/04/23 01:55	
Lithium	ug/L	ND	20.0	6.2	08/04/23 01:55	
Magnesium	ug/L	ND	1000	45.6	08/04/23 01:55	
Manganese	ug/L	ND	10.0	2.8	08/04/23 01:55	
Molybdenum	ug/L	ND	10.0	1.2	08/04/23 01:55	
Potassium	ug/L	ND	1000	219	08/04/23 01:55	
Silica	ug/L	ND	450		08/04/23 01:55	N2
Sodium	ug/L	ND	1000	288	08/04/23 01:55	

LABORATORY CONTROL SAMPLE: 3421992

Parameter	Units	Spike Conc.	LCS Result	LCS % Rec	% Rec Limits	Qualifiers
Aluminum	ug/L	10000	9280	93	80-120	
Barium	ug/L	1000	1000	100	80-120	
Boron	ug/L	1000	937	94	80-120	
Cadmium	ug/L	1000	955	95	80-120	
Calcium	ug/L	10000	9600	96	80-120	
Chromium	ug/L	1000	952	95	80-120	
Iron	ug/L	10000	9700	97	80-120	
Lead	ug/L	1000	936	94	80-120	
Lithium	ug/L	1000	989	99	80-120	
Magnesium	ug/L	10000	9320	93	80-120	
Manganese	ug/L	1000	952	95	80-120	
Molybdenum	ug/L	1000	1010	101	80-120	
Potassium	ug/L	10000	9750	97	80-120	
Silica	ug/L	10700	10300	96	80-120	N2
Sodium	ug/L	10000	9570	96	80-120	

Results presented on this page are in the units indicated by the "Units" column except where an alternate unit is presented to the right of the result.

REPORT OF LABORATORY ANALYSIS

This report shall not be reproduced, except in full,
 without the written consent of Pace Analytical Services, LLC.



QUALITY CONTROL DATA

Project: Harding Street P1R3

Pace Project No.: 50350546

MATRIX SPIKE & MATRIX SPIKE DUPLICATE: 3421993 3421994											
Parameter	Units	50350546002 Result	MS	MSD	MS	MSD	MS	MSD	% Rec	Max	Qual
			Spike Conc.	Spike Conc.	Result	Result	% Rec	% Rec	Limits	RPD	
Aluminum	ug/L	ND	10000	10000	9320	9640	93	96	75-125	3	20
Barium	ug/L	75.4	1000	1000	1050	1070	97	99	75-125	2	20
Boron	ug/L	1390	1000	1000	2330	2360	94	97	75-125	1	20
Cadmium	ug/L	ND	1000	1000	976	976	98	98	75-125	0	20
Calcium	ug/L	90300	10000	10000	97700	99800	74	95	75-125	2	20 P6
Chromium	ug/L	ND	1000	1000	949	964	95	96	75-125	2	20
Iron	ug/L	2060	10000	10000	11400	11800	93	97	75-125	4	20
Lead	ug/L	ND	1000	1000	896	907	90	91	75-125	1	20
Lithium	ug/L	ND	1000	1000	992	1010	98	100	75-125	2	20
Magnesium	ug/L	22200	10000	10000	30900	31900	87	97	75-125	3	20
Manganese	ug/L	73.8	1000	1000	989	1030	91	96	75-125	4	20
Molybdenum	ug/L	ND	1000	1000	1030	1030	102	102	75-125	0	20
Potassium	ug/L	2160	10000	10000	11900	12200	97	100	75-125	2	20
Silica	ug/L	12100	10700	10700	22200	22400	95	97	75-125	1	20 N2
Sodium	ug/L	56700	10000	10000	65400	65500	87	88	75-125	0	20

Results presented on this page are in the units indicated by the "Units" column except where an alternate unit is presented to the right of the result.

REPORT OF LABORATORY ANALYSIS

This report shall not be reproduced, except in full,
without the written consent of Pace Analytical Services, LLC.



QUALITY CONTROL DATA

Project: Harding Street P1R3

Pace Project No.: 50350546

QC Batch:	746268	Analysis Method:	EPA 6010
QC Batch Method:	EPA 3010	Analysis Description:	6010 MET Dissolved
		Laboratory:	Pace Analytical Services - Indianapolis

Associated Lab Samples: 50350546001, 50350546002, 50350546005

METHOD BLANK: 3421099 Matrix: Water

Associated Lab Samples: 50350546001, 50350546002, 50350546005

Parameter	Units	Blank Result	Reporting Limit	MDL	Analyzed	Qualifiers
Iron, Dissolved	ug/L	ND	100	28.6	08/03/23 16:45	
Manganese, Dissolved	ug/L	ND	10.0	2.8	08/03/23 16:45	
Molybdenum, Dissolved	ug/L	ND	10.0	1.2	08/03/23 16:45	

LABORATORY CONTROL SAMPLE: 3421100

Parameter	Units	Spike Conc.	LCS Result	LCS % Rec	% Rec Limits	Qualifiers
Iron, Dissolved	ug/L	10000	9470	95	80-120	
Manganese, Dissolved	ug/L	1000	934	93	80-120	
Molybdenum, Dissolved	ug/L	1000	956	96	80-120	

MATRIX SPIKE & MATRIX SPIKE DUPLICATE: 3421101 3421102

Parameter	Units	50350546002		3421101		3421102		% Rec Limits	RPD	Max RPD	Qual
		Result	MS Spike Conc.	MS Spike Conc.	MS Result	MSD Result	MS % Rec				
Iron, Dissolved	ug/L	2220	10000	10000	12900	12700	106	105	75-125	1	20
Manganese, Dissolved	ug/L	84.0	1000	1000	1150	1140	107	105	75-125	1	20
Molybdenum, Dissolved	ug/L	ND	1000	1000	1060	1040	105	104	75-125	2	20

Results presented on this page are in the units indicated by the "Units" column except where an alternate unit is presented to the right of the result.

REPORT OF LABORATORY ANALYSIS

This report shall not be reproduced, except in full, without the written consent of Pace Analytical Services, LLC.



QUALITY CONTROL DATA

Project: Harding Street P1R3

Pace Project No.: 50350546

QC Batch:	746177	Analysis Method:	EPA 6020
QC Batch Method:	EPA 200.2	Analysis Description:	6020 MET
		Laboratory:	Pace Analytical Services - Indianapolis
Associated Lab Samples: 50350546001, 50350546002, 50350546005			

METHOD BLANK: 3420683 Matrix: Water

Associated Lab Samples: 50350546001, 50350546002, 50350546005

Parameter	Units	Blank Result	Reporting Limit	MDL	Analyzed	Qualifiers
Antimony	ug/L	ND	1.0	0.13	08/02/23 18:29	
Arsenic	ug/L	ND	1.0	0.10	08/02/23 18:29	
Beryllium	ug/L	ND	0.20	0.026	08/02/23 18:29	
Cobalt	ug/L	ND	1.0	0.082	08/02/23 18:29	
Selenium	ug/L	ND	1.0	0.44	08/02/23 18:29	
Thallium	ug/L	ND	1.0	0.072	08/02/23 18:29	

LABORATORY CONTROL SAMPLE: 3420684

Parameter	Units	Spike Conc.	LCS Result	LCS % Rec	% Rec Limits	Qualifiers
Antimony	ug/L	40	41.2	103	80-120	
Arsenic	ug/L	40	39.9	100	80-120	
Beryllium	ug/L	40	40.2	100	80-120	
Cobalt	ug/L	40	40.9	102	80-120	
Selenium	ug/L	40	38.5	96	80-120	
Thallium	ug/L	40	41.4	103	80-120	

MATRIX SPIKE & MATRIX SPIKE DUPLICATE: 3420685 3420686

Parameter	Units	MS		MSD		MS % Rec	MSD % Rec	% Rec Limits	RPD	Max RPD	Qual
		50350546002 Result	Spike Conc.	Spike Conc.	Result						
Antimony	ug/L	ND	40	40	41.9	41.9	105	105	75-125	0	20
Arsenic	ug/L	1.9	40	40	41.2	41.6	98	99	75-125	1	20
Beryllium	ug/L	ND	40	40	40.5	40.6	101	101	75-125	0	20
Cobalt	ug/L	ND	40	40	38.4	38.1	96	95	75-125	1	20
Selenium	ug/L	ND	40	40	38.3	39.6	96	99	75-125	3	20
Thallium	ug/L	ND	40	40	41.2	41.3	103	103	75-125	0	20

Results presented on this page are in the units indicated by the "Units" column except where an alternate unit is presented to the right of the result.

REPORT OF LABORATORY ANALYSIS

This report shall not be reproduced, except in full, without the written consent of Pace Analytical Services, LLC.



QUALITY CONTROL DATA

Project: Harding Street P1R3

Pace Project No.: 50350546

QC Batch: 746467

Analysis Method: SM 2320B

QC Batch Method: SM 2320B

Analysis Description: 2320B Alkalinity

Laboratory: Pace Analytical Services - Indianapolis

Associated Lab Samples: 50350546001

METHOD BLANK: 3421960

Matrix: Water

Associated Lab Samples: 50350546001

Parameter	Units	Blank Result	Reporting Limit	MDL	Analyzed	Qualifiers
Alkalinity, Total as CaCO3	mg/L	ND	10.0	10.0	08/02/23 20:52	
Alkalinity,Bicarbonate (CaCO3)	mg/L	ND	10.0	10.0	08/02/23 20:52	
Alkalinity,Carbonate (CaCO3)	mg/L	ND	10.0	10.0	08/02/23 20:52	

LABORATORY CONTROL SAMPLE: 3421961

Parameter	Units	Spike Conc.	LCS Result	LCS % Rec	% Rec Limits	Qualifiers
Alkalinity, Total as CaCO3	mg/L	50	47.3	95	90-110	

SAMPLE DUPLICATE: 3421962

Parameter	Units	50350544009 Result	Dup Result	RPD	Max RPD	Qualifiers
Alkalinity, Total as CaCO3	mg/L	25.2	25.0	1	20	

SAMPLE DUPLICATE: 3421976

Parameter	Units	50350544010 Result	Dup Result	RPD	Max RPD	Qualifiers
Alkalinity, Total as CaCO3	mg/L	53.0	54.0	2	20	
Alkalinity,Bicarbonate (CaCO3)	mg/L	53.0	48.4	9	20	
Alkalinity,Carbonate (CaCO3)	mg/L	<10.0	ND		20	

Results presented on this page are in the units indicated by the "Units" column except where an alternate unit is presented to the right of the result.

REPORT OF LABORATORY ANALYSIS

This report shall not be reproduced, except in full, without the written consent of Pace Analytical Services, LLC.



QUALITY CONTROL DATA

Project: Harding Street P1R3

Pace Project No.: 50350546

QC Batch: 746470

Analysis Method: SM 2320B

QC Batch Method: SM 2320B

Analysis Description: 2320B Alkalinity

Laboratory: Pace Analytical Services - Indianapolis

Associated Lab Samples: 50350546002, 50350546005

METHOD BLANK: 3421986

Matrix: Water

Associated Lab Samples: 50350546002, 50350546005

Parameter	Units	Blank Result	Reporting Limit	MDL	Analyzed	Qualifiers
Alkalinity, Total as CaCO3	mg/L	ND	10.0	10.0	08/02/23 21:59	
Alkalinity,Bicarbonate (CaCO3)	mg/L	ND	10.0	10.0	08/02/23 21:59	
Alkalinity,Carbonate (CaCO3)	mg/L	ND	10.0	10.0	08/02/23 21:59	

LABORATORY CONTROL SAMPLE: 3421987

Parameter	Units	Spike Conc.	LCS Result	LCS % Rec	% Rec Limits	Qualifiers
Alkalinity, Total as CaCO3	mg/L	50	49.6	99	90-110	

SAMPLE DUPLICATE: 3421988

Parameter	Units	50350546002 Result	Dup Result	RPD	Max RPD	Qualifiers
Alkalinity, Total as CaCO3	mg/L	273	278	2	20	
Alkalinity,Bicarbonate (CaCO3)	mg/L	273	278	2	20	
Alkalinity,Carbonate (CaCO3)	mg/L	ND	ND		20	

SAMPLE DUPLICATE: 3421989

Parameter	Units	50350639002 Result	Dup Result	RPD	Max RPD	Qualifiers
Alkalinity, Total as CaCO3	mg/L	257	264	3	20	
Alkalinity,Bicarbonate (CaCO3)	mg/L	257	264	3	20	
Alkalinity,Carbonate (CaCO3)	mg/L	ND	ND		20	

Results presented on this page are in the units indicated by the "Units" column except where an alternate unit is presented to the right of the result.

REPORT OF LABORATORY ANALYSIS

This report shall not be reproduced, except in full, without the written consent of Pace Analytical Services, LLC.



QUALITY CONTROL DATA

Project: Harding Street P1R3

Pace Project No.: 50350546

QC Batch:	746215	Analysis Method:	SM 2540C
QC Batch Method:	SM 2540C	Analysis Description:	2540C Total Dissolved Solids
		Laboratory:	Pace Analytical Services - Indianapolis
Associated Lab Samples:	50350546001, 50350546002, 50350546005		

METHOD BLANK: 3420814 Matrix: Water

Associated Lab Samples: 50350546001, 50350546002, 50350546005

Parameter	Units	Blank Result	Reporting Limit	MDL	Analyzed	Qualifiers
Total Dissolved Solids	mg/L	ND	10.0	10.0	08/01/23 14:38	

LABORATORY CONTROL SAMPLE: 3420815

Parameter	Units	Spike Conc.	LCS Result	LCS % Rec	% Rec Limits	Qualifiers
Total Dissolved Solids	mg/L	300	296	99	80-120	

SAMPLE DUPLICATE: 3420817

Parameter	Units	50350546002 Result	Dup Result	RPD	Max RPD	Qualifiers
Total Dissolved Solids	mg/L	532	543	2	10	

Results presented on this page are in the units indicated by the "Units" column except where an alternate unit is presented to the right of the result.

REPORT OF LABORATORY ANALYSIS

This report shall not be reproduced, except in full, without the written consent of Pace Analytical Services, LLC.



QUALITY CONTROL DATA

Project: Harding Street P1R3

Pace Project No.: 50350546

QC Batch: 748199

Analysis Method: SM 4500-H+B

QC Batch Method: SM 4500-H+B

Analysis Description: 4500H+B pH

Laboratory: Pace Analytical Services - Indianapolis

Associated Lab Samples: 50350546001, 50350546002, 50350546005

SAMPLE DUPLICATE: 3429873

Parameter	Units	50350546002 Result	Dup Result	RPD	Max RPD	Qualifiers
pH at 25 Degrees C	Std. Units	7.4	7.4	0	2	H3

SAMPLE DUPLICATE: 3429874

Parameter	Units	50350639002 Result	Dup Result	RPD	Max RPD	Qualifiers
pH at 25 Degrees C	Std. Units	7.0	7.0	0	2	H3

Results presented on this page are in the units indicated by the "Units" column except where an alternate unit is presented to the right of the result.

REPORT OF LABORATORY ANALYSIS

This report shall not be reproduced, except in full,
without the written consent of Pace Analytical Services, LLC.



QUALITY CONTROL DATA

Project: Harding Street P1R3

Pace Project No.: 50350546

QC Batch:	746169	Analysis Method:	SM 4500-S2-D
QC Batch Method:	SM 4500-S2-D	Analysis Description:	4500S2D Sulfide Water
		Laboratory:	Pace Analytical Services - Indianapolis

Associated Lab Samples: 50350546001, 50350546002, 50350546005

METHOD BLANK: 3420648 Matrix: Water

Associated Lab Samples: 50350546001, 50350546002, 50350546005

Parameter	Units	Blank Result	Reporting Limit	MDL	Analyzed	Qualifiers
Sulfide	mg/L	ND	0.10	0.025	08/01/23 12:40	

LABORATORY CONTROL SAMPLE: 3420649

Parameter	Units	Spike Conc.	LCS Result	LCS % Rec	% Rec Limits	Qualifiers
Sulfide	mg/L	0.5	0.54	107	90-110	

MATRIX SPIKE SAMPLE: 3420650

Parameter	Units	50350261001 Result	Spike Conc.	MS Result	MS % Rec	% Rec Limits	Qualifiers
Sulfide	mg/L	<0.10	0.5	0.55	109	90-110	

MATRIX SPIKE & MATRIX SPIKE DUPLICATE: 3420651 3420652

Parameter	Units	50350546002 Result	MS Spike Conc.	MSD Spike Conc.	MS Result	MSD Result	MS % Rec	MSD % Rec	% Rec Limits	RPD	Max RPD	Qual
Sulfide	mg/L	ND	0.5	0.5	0.50	0.50	100	100	90-110	0	20	

Results presented on this page are in the units indicated by the "Units" column except where an alternate unit is presented to the right of the result.

REPORT OF LABORATORY ANALYSIS

This report shall not be reproduced, except in full, without the written consent of Pace Analytical Services, LLC.



QUALITY CONTROL DATA

Project: Harding Street P1R3

Pace Project No.: 50350546

QC Batch: 747408

Analysis Method: HACH 8146

QC Batch Method: HACH 8146

Analysis Description: Iron, Ferrous

Laboratory: Pace Analytical Services - Indianapolis

Associated Lab Samples: 50350546001, 50350546002, 50350546005

METHOD BLANK: 3426160

Matrix: Water

Associated Lab Samples: 50350546001, 50350546002, 50350546005

Parameter	Units	Blank Result	Reporting Limit	MDL	Analyzed	Qualifiers
Iron, Ferrous	mg/L	ND	0.20	0.035	08/09/23 14:38	H3,N2

LABORATORY CONTROL SAMPLE: 3426161

Parameter	Units	Spike Conc.	LCS Result	LCS % Rec	% Rec Limits	Qualifiers
Iron, Ferrous	mg/L	1	1.0	104	90-110	H3,N2

MATRIX SPIKE & MATRIX SPIKE DUPLICATE: 3426162 3426163

Parameter	Units	50350546002		3426163		MS % Rec	MSD % Rec	% Rec Limits	RPD	Max RPD	Qual	
		MS Spike Conc.	MSD Spike Conc.	MS Result	MSD Result							
Iron, Ferrous	mg/L	ND	1	1	1.0	1.1	102	110	90-110	7	20	H3,N2

MATRIX SPIKE SAMPLE: 3426164

Parameter	Units	50350643001 Result	Spike Conc.	MS Result	MS % Rec	% Rec Limits	Qualifiers
Iron, Ferrous	mg/L	ND	1	1.2	106	90-110	H3,N2

Results presented on this page are in the units indicated by the "Units" column except where an alternate unit is presented to the right of the result.

REPORT OF LABORATORY ANALYSIS

This report shall not be reproduced, except in full, without the written consent of Pace Analytical Services, LLC.



QUALITY CONTROL DATA

Project: Harding Street P1R3

Pace Project No.: 50350546

QC Batch:	746273	Analysis Method:	EPA 353.2
QC Batch Method:	EPA 353.2	Analysis Description:	353.2 Nitrate + Nitrite, Unpres.
		Laboratory:	Pace Analytical Services - Indianapolis

Associated Lab Samples: 50350546001, 50350546002, 50350546005

METHOD BLANK: 3421118 Matrix: Water
 Associated Lab Samples: 50350546001, 50350546002, 50350546005

Parameter	Units	Blank Result	Reporting Limit	MDL	Analyzed	Qualifiers
Nitrogen, Nitrate	mg/L	ND	0.10	0.011	08/01/23 21:13	
Nitrogen, Nitrite	mg/L	ND	0.10	0.0040	08/01/23 21:13	

LABORATORY CONTROL SAMPLE: 3421119

Parameter	Units	Spike Conc.	LCS Result	LCS % Rec	% Rec Limits	Qualifiers
Nitrogen, Nitrate	mg/L	1	1.0	102	90-110	
Nitrogen, Nitrite	mg/L	1	1.0	102	90-110	

MATRIX SPIKE & MATRIX SPIKE DUPLICATE: 3421120 3421121

Parameter	Units	50350546002		3421121		MS % Rec	MSD % Rec	% Rec Limits	RPD	Max RPD	Qual
		Result	MS Spike Conc.	MSD Spike Conc.	MS Result						
Nitrogen, Nitrate	mg/L	ND	1	1	1.0	1.0	101	101	90-110	0	20
Nitrogen, Nitrite	mg/L	ND	1	1	1.0	1.0	103	103	90-110	0	20

Results presented on this page are in the units indicated by the "Units" column except where an alternate unit is presented to the right of the result.

REPORT OF LABORATORY ANALYSIS

This report shall not be reproduced, except in full, without the written consent of Pace Analytical Services, LLC.



QUALITY CONTROL DATA

Project: Harding Street P1R3

Pace Project No.: 50350546

QC Batch:	746329	Analysis Method:	EPA 365.1
QC Batch Method:	EPA 365.1	Analysis Description:	365.1 Total Phosphorus
		Laboratory:	Pace Analytical Services - Indianapolis
Associated Lab Samples:	50350546001, 50350546002, 50350546005		

METHOD BLANK: 3421286 Matrix: Water
 Associated Lab Samples: 50350546001, 50350546002, 50350546005

Parameter	Units	Blank Result	Reporting Limit	MDL	Analyzed	Qualifiers
Phosphate as P04	mg/L	ND	0.15	0.15	08/07/23 16:41	

LABORATORY CONTROL SAMPLE: 3421287

Parameter	Units	Spike Conc.	LCS Result	LCS % Rec	% Rec Limits	Qualifiers
Phosphate as P04	mg/L		1.5			

MATRIX SPIKE & MATRIX SPIKE DUPLICATE: 3421288 3421289

Parameter	Units	50350546002 Result	MS Spike Conc.	MSD Spike Conc.	MS Result	MSD Result	MS % Rec	MSD % Rec	% Rec Limits	RPD	Max RPD	Qual
Phosphate as P04	mg/L	0.18			1.5	1.5				1		

Results presented on this page are in the units indicated by the "Units" column except where an alternate unit is presented to the right of the result.

REPORT OF LABORATORY ANALYSIS

This report shall not be reproduced, except in full, without the written consent of Pace Analytical Services, LLC.



QUALITY CONTROL DATA

Project: Harding Street P1R3
 Pace Project No.: 50350546

QC Batch: 746402 Analysis Method: SM 5310C
 QC Batch Method: SM 5310C Analysis Description: 5310C Total Organic Carbon
 Laboratory: Pace Analytical Services - Indianapolis
 Associated Lab Samples: 50350546001, 50350546002, 50350546005

METHOD BLANK: 3421557 Matrix: Water
 Associated Lab Samples: 50350546001, 50350546002, 50350546005

Parameter	Units	Blank Result	Reporting Limit	MDL	Analyzed	Qualifiers
Total Organic Carbon	mg/L	ND	1.0	0.24	08/03/23 05:28	

LABORATORY CONTROL SAMPLE: 3421558

Parameter	Units	Spike Conc.	LCS Result	LCS % Rec	% Rec Limits	Qualifiers
Total Organic Carbon	mg/L	10	9.7	97	90-110	

MATRIX SPIKE & MATRIX SPIKE DUPLICATE: 3421559 3421560

Parameter	Units	50350546002 Result	MS Spike Conc.	MSD Spike Conc.	MS Result	MSD Result	MS % Rec	MSD % Rec	% Rec Limits	RPD	Max RPD	Qual
Total Organic Carbon	mg/L	1.0	10	10	10.8	10.8	97	98	80-120	1	20	

MATRIX SPIKE SAMPLE: 3421561

Parameter	Units	50350546005 Result	Spike Conc.	MS Result	MS % Rec	% Rec Limits	Qualifiers
Total Organic Carbon	mg/L	1.4	10	11.2	98	80-120	

Results presented on this page are in the units indicated by the "Units" column except where an alternate unit is presented to the right of the result.

REPORT OF LABORATORY ANALYSIS

This report shall not be reproduced, except in full,
 without the written consent of Pace Analytical Services, LLC.



QUALITY CONTROL DATA

Project: Harding Street P1R3

Pace Project No.: 50350546

QC Batch:	746677	Analysis Method:	SM 5310C
QC Batch Method:	SM 5310C	Analysis Description:	5310C Dissolved Organic Carbon
		Laboratory:	Pace Analytical Services - Indianapolis
Associated Lab Samples:	50350546001, 50350546002, 50350546005		

METHOD BLANK: 3422788 Matrix: Water

Associated Lab Samples: 50350546001, 50350546002, 50350546005

Parameter	Units	Blank Result	Reporting Limit	MDL	Analyzed	Qualifiers
Dissolved Organic Carbon	mg/L	ND	1.0	0.24	08/04/23 11:29	

LABORATORY CONTROL SAMPLE: 3422789

Parameter	Units	Spike Conc.	LCS Result	LCS % Rec	% Rec Limits	Qualifiers
Dissolved Organic Carbon	mg/L	10	9.8	98	90-110	

MATRIX SPIKE & MATRIX SPIKE DUPLICATE: 3422790 3422791

Parameter	Units	50350546002		3422791		MS % Rec	MSD % Rec	% Rec Limits	RPD	Max RPD	Qual	
		MS Result	MSD Spike Conc.	MS Result	MSD Spike Conc.							
Dissolved Organic Carbon	mg/L	ND	10	10	10.7	10.8	98	98	80-120	0	20	

MATRIX SPIKE & MATRIX SPIKE DUPLICATE: 3422796 3422797

Parameter	Units	50350639002		3422797		MS % Rec	MSD % Rec	% Rec Limits	RPD	Max RPD	Qual	
		MS Result	MSD Spike Conc.	MS Result	MSD Spike Conc.							
Dissolved Organic Carbon	mg/L	1.2	10	10	11.1	11.0	98	98	80-120	0	20	

Results presented on this page are in the units indicated by the "Units" column except where an alternate unit is presented to the right of the result.

REPORT OF LABORATORY ANALYSIS

This report shall not be reproduced, except in full, without the written consent of Pace Analytical Services, LLC.



ANALYTICAL RESULTS - RADIOCHEMISTRY

Project: Harding Street P1R3

Pace Project No.: 50350546

Sample: MW-109I **Lab ID: 50350546001** Collected: 07/31/23 10:30 Received: 08/01/23 07:30 Matrix: Water
 PWS: Site ID: Sample Type:

Parameters	Method	Act ± Unc (MDC) Carr Trac	Units	Analyzed	CAS No.	Qual
	Pace Analytical Services - Greensburg					
Radium-226	EPA 903.1	0.713 ± 0.689 (1.07) C:NA T:88%	pCi/L	08/14/23 14:01	13982-63-3	
	Pace Analytical Services - Greensburg					
Radium-228	EPA 904.0	0.821 ± 0.437 (0.768) C:81% T:82%	pCi/L	08/11/23 16:52	15262-20-1	
	Pace Analytical Services - Greensburg					
Total Radium	Total Radium Calculation	1.53 ± 1.13 (1.84)	pCi/L	08/15/23 16:52	7440-14-4	

REPORT OF LABORATORY ANALYSIS

This report shall not be reproduced, except in full, without the written consent of Pace Analytical Services, LLC.



ANALYTICAL RESULTS - RADIOCHEMISTRY

Project: Harding Street P1R3

Pace Project No.: 50350546

Sample: MW-109D **Lab ID: 50350546002** Collected: 07/31/23 12:30 Received: 08/01/23 07:30 Matrix: Water
PWS: Site ID: Sample Type:

Parameters	Method	Act ± Unc (MDC) Carr Trac	Units	Analyzed	CAS No.	Qual
	Pace Analytical Services - Greensburg					
Radium-226	EPA 903.1	0.802 ± 0.528 (0.707) C:NA T:93%	pCi/L	08/14/23 14:01	13982-63-3	
	Pace Analytical Services - Greensburg					
Radium-228	EPA 904.0	0.471 ± 0.458 (0.940) C:68% T:84%	pCi/L	08/11/23 16:48	15262-20-1	
	Pace Analytical Services - Greensburg					
Total Radium	Total Radium Calculation	1.27 ± 0.986 (1.65)	pCi/L	08/15/23 16:52	7440-14-4	

REPORT OF LABORATORY ANALYSIS

This report shall not be reproduced, except in full, without the written consent of Pace Analytical Services, LLC.



ANALYTICAL RESULTS - RADIOCHEMISTRY

Project: Harding Street P1R3

Pace Project No.: 50350546

Sample: MW-109D MS **Lab ID: 50350546003** Collected: 07/31/23 12:30 Received: 08/01/23 07:30 Matrix: Water
PWS: Site ID: Sample Type:

Parameters	Method	Act ± Unc (MDC) Carr Trac	Units	Analyzed	CAS No.	Qual
Pace Analytical Services - Greensburg						
Radium-226	EPA 903.1	99.06 %REC ± NA (NA) C:NA T:NA	pCi/L	08/14/23 14:14	13982-63-3	
Pace Analytical Services - Greensburg						
Radium-228	EPA 904.0	89.74 %REC ± NA (NA) C:NA T:NA	pCi/L	08/11/23 16:48	15262-20-1	

REPORT OF LABORATORY ANALYSIS

This report shall not be reproduced, except in full,
without the written consent of Pace Analytical Services, LLC.



ANALYTICAL RESULTS - RADIOCHEMISTRY

Project: Harding Street P1R3

Pace Project No.: 50350546

Sample: MW-109D MSD	Lab ID: 50350546004	Collected: 07/31/23 12:30	Received: 08/01/23 07:30	Matrix: Water
PWS:	Site ID:	Sample Type:		

Parameters	Method	Act ± Unc (MDC) Carr Trac	Units	Analyzed	CAS No.	Qual
Pace Analytical Services - Greensburg						
Radium-226	EPA 903.1	78.69 %REC 22.92RPD ± NA (NA) C:NA T:NA	pCi/L	08/14/23 14:14	13982-63-3	
Pace Analytical Services - Greensburg						
Radium-228	EPA 904.0	76.42 %REC 16.04RPD ± NA (NA) C:NA T:NA	pCi/L	08/11/23 16:49	15262-20-1	

REPORT OF LABORATORY ANALYSIS

This report shall not be reproduced, except in full, without the written consent of Pace Analytical Services, LLC.



ANALYTICAL RESULTS - RADIOCHEMISTRY

Project: Harding Street P1R3

Pace Project No.: 50350546

Sample: MW-110S **Lab ID: 50350546005** Collected: 07/31/23 11:09 Received: 08/01/23 07:30 Matrix: Water
 PWS: Site ID: Sample Type:

Parameters	Method	Act ± Unc (MDC) Carr Trac	Units	Analyzed	CAS No.	Qual
	Pace Analytical Services - Greensburg					
Radium-226	EPA 903.1	0.548 ± 0.660 (1.09) C:NA T:90%	pCi/L	08/14/23 14:14	13982-63-3	
	Pace Analytical Services - Greensburg					
Radium-228	EPA 904.0	1.09 ± 0.518 (0.904) C:82% T:82%	pCi/L	08/11/23 16:49	15262-20-1	
	Pace Analytical Services - Greensburg					
Total Radium	Total Radium Calculation	1.64 ± 1.18 (1.99)	pCi/L	08/15/23 16:52	7440-14-4	

REPORT OF LABORATORY ANALYSIS

This report shall not be reproduced, except in full,
 without the written consent of Pace Analytical Services, LLC.



QUALITY CONTROL - RADIOCHEMISTRY

Project: Harding Street P1R3

Pace Project No.: 50350546

QC Batch: 606107

Analysis Method: EPA 903.1

QC Batch Method: EPA 903.1

Analysis Description: 903.1 Radium-226

Laboratory: Pace Analytical Services - Greensburg

Associated Lab Samples: 50350546001, 50350546002, 50350546003, 50350546004, 50350546005

METHOD BLANK: 2947501

Matrix: Water

Associated Lab Samples: 50350546001, 50350546002, 50350546003, 50350546004, 50350546005

Parameter	Act ± Unc (MDC) Carr Trac	Units	Analyzed	Qualifiers
Radium-226	0.218 ± 0.263 (0.401) C:NA T:94%	pCi/L	08/14/23 13:48	

Results presented on this page are in the units indicated by the "Units" column except where an alternate unit is presented to the right of the result.

REPORT OF LABORATORY ANALYSIS

This report shall not be reproduced, except in full, without the written consent of Pace Analytical Services, LLC.



QUALITY CONTROL - RADIOCHEMISTRY

Project: Harding Street P1R3

Pace Project No.: 50350546

QC Batch: 606108

Analysis Method: EPA 904.0

QC Batch Method: EPA 904.0

Analysis Description: 904.0 Radium 228

Laboratory: Pace Analytical Services - Greensburg

Associated Lab Samples: 50350546001, 50350546002, 50350546003, 50350546004, 50350546005

METHOD BLANK: 2947502

Matrix: Water

Associated Lab Samples: 50350546001, 50350546002, 50350546003, 50350546004, 50350546005

Parameter	Act ± Unc (MDC) Carr Trac	Units	Analyzed	Qualifiers
Radium-228	0.227 ± 0.290 (0.615) C:84% T:89%	pCi/L	08/11/23 16:46	

Results presented on this page are in the units indicated by the "Units" column except where an alternate unit is presented to the right of the result.

REPORT OF LABORATORY ANALYSIS

This report shall not be reproduced, except in full, without the written consent of Pace Analytical Services, LLC.



QUALIFIERS

Project: Harding Street P1R3

Pace Project No.: 50350546

DEFINITIONS

DF - Dilution Factor, if reported, represents the factor applied to the reported data due to dilution of the sample aliquot.

ND - Not Detected at or above adjusted reporting limit.

TNTC - Too Numerous To Count

J - Estimated concentration above the adjusted method detection limit and below the adjusted reporting limit.

MDL - Adjusted Method Detection Limit.

PQL - Practical Quantitation Limit.

RL - Reporting Limit - The lowest concentration value that meets project requirements for quantitative data with known precision and bias for a specific analyte in a specific matrix.

S - Surrogate

1,2-Diphenylhydrazine decomposes to and cannot be separated from Azobenzene using Method 8270. The result for each analyte is a combined concentration.

Consistent with EPA guidelines, unrounded data are displayed and have been used to calculate % recovery and RPD values.

LCS(D) - Laboratory Control Sample (Duplicate)

MS(D) - Matrix Spike (Duplicate)

DUP - Sample Duplicate

RPD - Relative Percent Difference

NC - Not Calculable.

SG - Silica Gel - Clean-Up

U - Indicates the compound was analyzed for, but not detected.

N-Nitrosodiphenylamine decomposes and cannot be separated from Diphenylamine using Method 8270. The result reported for each analyte is a combined concentration.

Reported results are not rounded until the final step prior to reporting. Therefore, calculated parameters that are typically reported as "Total" may vary slightly from the sum of the reported component parameters.

Act - Activity

Unc - Uncertainty: SDWA = 1.96 sigma count uncertainty, all other matrices = Expanded Uncertainty (95% confidence interval).

Gamma Spec = Expanded Uncertainty (95.4% Confidence Interval)

(MDC) - Minimum Detectable Concentration

Trac - Tracer Recovery (%)

Carr - Carrier Recovery (%)

Pace Analytical is TNI accredited. Contact your Pace PM for the current list of accredited analytes.

TNI - The NELAC Institute.

ANALYTE QUALIFIERS

H3 Sample was received or analysis requested beyond the recognized method holding time.

N2 The lab does not hold NELAC/TNI accreditation for this parameter but other accreditations/certifications may apply. A complete list of accreditations/certifications is available upon request.

P4 Sample field preservation does not meet EPA or method recommendations for this analysis.

P6 Matrix spike recovery was outside laboratory control limits due to a parent sample concentration notably higher than the spike level.

REPORT OF LABORATORY ANALYSIS

This report shall not be reproduced, except in full,
without the written consent of Pace Analytical Services, LLC.



QUALITY CONTROL DATA CROSS REFERENCE TABLE

Project: Harding Street P1R3

Pace Project No.: 50350546

Lab ID	Sample ID	QC Batch Method	QC Batch	Analytical Method	Analytical Batch
50350546001	MW-109I	EPA 9056	747651		
50350546002	MW-109D	EPA 9056	747651		
50350546005	MW-110S	EPA 9056	747651		
50350546001	MW-109I	EPA 3010	746471	EPA 6010	746718
50350546002	MW-109D	EPA 3010	746471	EPA 6010	746718
50350546005	MW-110S	EPA 3010	746471	EPA 6010	746718
50350546001	MW-109I	EPA 3010	746268	EPA 6010	746687
50350546002	MW-109D	EPA 3010	746268	EPA 6010	746687
50350546005	MW-110S	EPA 3010	746268	EPA 6010	746687
50350546001	MW-109I	EPA 200.2	746177	EPA 6020	746352
50350546002	MW-109D	EPA 200.2	746177	EPA 6020	746352
50350546005	MW-110S	EPA 200.2	746177	EPA 6020	746352
50350546001	MW-109I	EPA 7470	746686	EPA 7470	746736
50350546002	MW-109D	EPA 7470	746686	EPA 7470	746736
50350546005	MW-110S	EPA 7470	746686	EPA 7470	746736
50350546001	MW-109I	EPA 903.1	606107		
50350546002	MW-109D	EPA 903.1	606107		
50350546003	MW-109D MS	EPA 903.1	606107		
50350546004	MW-109D MSD	EPA 903.1	606107		
50350546005	MW-110S	EPA 903.1	606107		
50350546001	MW-109I	EPA 904.0	606108		
50350546002	MW-109D	EPA 904.0	606108		
50350546003	MW-109D MS	EPA 904.0	606108		
50350546004	MW-109D MSD	EPA 904.0	606108		
50350546005	MW-110S	EPA 904.0	606108		
50350546001	MW-109I	Total Radium Calculation	608872		
50350546002	MW-109D	Total Radium Calculation	608872		
50350546005	MW-110S	Total Radium Calculation	608872		
50350546001	MW-109I	SM 2320B	746467		
50350546002	MW-109D	SM 2320B	746470		
50350546005	MW-110S	SM 2320B	746470		
50350546001	MW-109I	SM 2540C	746215		
50350546002	MW-109D	SM 2540C	746215		
50350546005	MW-110S	SM 2540C	746215		
50350546001	MW-109I	SM 4500-H+B	748199		
50350546002	MW-109D	SM 4500-H+B	748199		
50350546005	MW-110S	SM 4500-H+B	748199		
50350546001	MW-109I	SM 4500-S2-D	746169		
50350546002	MW-109D	SM 4500-S2-D	746169		
50350546005	MW-110S	SM 4500-S2-D	746169		
50350546001	MW-109I	HACH 8146	747408		
50350546002	MW-109D	HACH 8146	747408		

REPORT OF LABORATORY ANALYSIS

This report shall not be reproduced, except in full, without the written consent of Pace Analytical Services, LLC.



QUALITY CONTROL DATA CROSS REFERENCE TABLE

Project: Harding Street P1R3

Pace Project No.: 50350546

Lab ID	Sample ID	QC Batch Method	QC Batch	Analytical Method	Analytical Batch
50350546005	MW-110S	HACH 8146	747408		
50350546001	MW-109I	EPA 353.2	746273		
50350546002	MW-109D	EPA 353.2	746273		
50350546005	MW-110S	EPA 353.2	746273		
50350546001	MW-109I	EPA 365.1	746329	EPA 365.1	747145
50350546002	MW-109D	EPA 365.1	746329	EPA 365.1	747145
50350546005	MW-110S	EPA 365.1	746329	EPA 365.1	747145
50350546001	MW-109I	SM 5310C	746402		
50350546002	MW-109D	SM 5310C	746402		
50350546005	MW-110S	SM 5310C	746402		
50350546001	MW-109I	SM 5310C	746677		
50350546002	MW-109D	SM 5310C	746677		
50350546005	MW-110S	SM 5310C	746677		

REPORT OF LABORATORY ANALYSIS

This report shall not be reproduced, except in full, without the written consent of Pace Analytical Services, LLC.



SAMPLE CONDITION UPON RECEIPT FORM

Date/Time and Initials of person examining contents: DMP 08/01/23 08:09

1. Courier: FED EX UPS CLIENT PACE NOW/JETT OTHER

2. Custody Seal on Cooler/Box Present: Yes No

(If yes) Seals Intact: Yes No (leave blank if no seals were present)

3. Thermometer: 1 2 3 4 5 6 7 8 A B C D E F G H

4. Cooler Temperature(s): 0.9°/0.9°C 0.6°/0.6°C 0.3°/0.3°C

5. Packing Material: Bubble Wrap Bubble Bags
 None Other EPLC

6. Ice Type: Wet Blue None

7. If temp. is over 6°C or under 0°C, was the PM notified?: Yes No
Cooler temp should be above freezing to 6°C

All discrepancies will be written out in the comments section below.

	Yes	No		Yes	No	N/A
USDA Regulated Soils? (HI, ID, NY, WA, OR, CA, NM, TX, OK, AR, LA, TN, AL, MS, NC, SC, GA, FL, or Puerto Rico)		<input checked="" type="checkbox"/>	All containers needing acid/base preservation have been pH CHECKED?: Exceptions: VOA, coliform, LLHg, O&G, RAD CHEM, and any container with a septum cap or preserved with HCL	<input checked="" type="checkbox"/>		
Short Hold Time Analysis (48 hours or less)? Analysis: <u>NO₂/NO₃ by 3532</u>	<input checked="" type="checkbox"/>		<u>Circle</u> HNO ₃ (<2) H ₂ SO ₄ (<2) NaOH (>10) NaOH/ZnAc (>9) Any non-conformance to pH recommendations will be noted on the container count form	<input checked="" type="checkbox"/>		
Time 5035A TC placed in Freezer or Short Holds To Lab Time: <u>0900</u>			Residual Chlorine Check (SVOC 625 Pest/PCB 608)	Present	Absent	N/A <input checked="" type="checkbox"/>
Rush TAT Requested (4 days or less):		<input checked="" type="checkbox"/>	Residual Chlorine Check (Total/Amenable/Free Cyanide)			<input checked="" type="checkbox"/>
Custody Signatures Present?	<input checked="" type="checkbox"/>		Headspace Wisconsin Sulfide?			<input checked="" type="checkbox"/>
Containers Intact?:	<input checked="" type="checkbox"/>		Headspace in VOA Vials (>6mm): See Container Count form for details	Present	Absent	No VOA Vials Sent <input checked="" type="checkbox"/>
Sample Label (IDs/Dates/Times) Match COC?: Except TCs, which only require sample ID		<input checked="" type="checkbox"/>	Trip Blank Present?		<input checked="" type="checkbox"/>	<input checked="" type="checkbox"/>
Extra labels on Terracore Vials? (soils only)		<u>N/A</u>	Trip Blank Custody Seals?:			<input checked="" type="checkbox"/>

COMMENTS: Time on MW-2 IL containers = 1150, COC time = 1130. DMP 08/01/23
AG3SF MW-1105 pH = 3. DMP 08/01/23 WHS 8/1/23



August 23, 2023

Mr. Mark Breting
ATC Group Services
7988 Centerpoint Drive
Suite 100
Indianapolis, IN 46256

RE: Project: Harding Street P1R3
Pace Project No.: 50350643

Dear Mr. Breting:

Enclosed are the analytical results for sample(s) received by the laboratory on August 02, 2023. The results relate only to the samples included in this report. Results reported herein conform to the applicable TNI/NELAC Standards and the laboratory's Quality Manual, where applicable, unless otherwise noted in the body of the report.

The test results provided in this final report were generated by each of the following laboratories within the Pace Network:

- Pace Analytical Services - Indianapolis
- Pace Analytical Services - Greensburg

If you have any questions concerning this report, please feel free to contact me.

Sincerely,

Will Statz
will.statz@pacelabs.com
(317)228-3105
Project Manager

Enclosures

cc: Mohammed Bazlamit, Atlas
Mr. Robert Miller, Haley & Aldrich



REPORT OF LABORATORY ANALYSIS

This report shall not be reproduced, except in full,
without the written consent of Pace Analytical Services, LLC.



CERTIFICATIONS

Project: Harding Street P1R3
Pace Project No.: 50350643

Pace Analytical Services Pennsylvania

1638 Roseytown Rd Suites 2,3&4, Greensburg, PA 15601
ANAB DOD-ELAP Rad Accreditation #: L2417
ANABISO/IEC 17025:2017 Rad Cert#: L24170
Alabama Certification #: 41590
Arizona Certification #: AZ0734
Arkansas Certification
California Certification #: 2950
Colorado Certification #: PA01547
Connecticut Certification #: PH-0694
EPA Region 4 DW Rad
Florida/TNI Certification #: E87683
Georgia Certification #: C040
Guam Certification
Hawaii Certification
Idaho Certification
Illinois Certification
Indiana Certification
Iowa Certification #: 391
Kansas Certification #: E-10358
Kentucky Certification #: KY90133
KY WW Permit #: KY0098221
KY WW Permit #: KY0000221
Louisiana DHH/TNI Certification #: LA010
Louisiana DEQ/TNI Certification #: 04086
Maine Certification #: 2023021
Maryland Certification #: 308
Massachusetts Certification #: M-PA1457
Michigan/PADEP Certification #: 9991

Missouri Certification #: 235
Montana Certification #: Cert0082
Nebraska Certification #: NE-OS-29-14
Nevada Certification #: PA014572023-03
New Hampshire/TNI Certification #: 297622
New Jersey/TNI Certification #: PA051
New Mexico Certification #: PA01457
New York/TNI Certification #: 10888
North Carolina Certification #: 42706
North Dakota Certification #: R-190
Ohio EPA Rad Approval: #41249
Oregon/TNI Certification #: PA200002-015
Pennsylvania/TNI Certification #: 65-00282
Puerto Rico Certification #: PA01457
Rhode Island Certification #: 65-00282
South Dakota Certification
Tennessee Certification #: TN02867
Texas/TNI Certification #: T104704188-22-18
Utah/TNI Certification #: PA014572223-14
USDA Soil Permit #: 525-23-67-77263
Vermont Dept. of Health: ID# VT-0282
Virgin Island/PADEP Certification
Virginia/VELAP Certification #: 460198
Washington Certification #: C868
West Virginia DEP Certification #: 143
West Virginia DHHR Certification #: 9964C
Wisconsin Approve List for Rad

Pace Analytical Services Indianapolis

7726 Moller Road, Indianapolis, IN 46268
Illinois Accreditation #: 200074
Indiana Drinking Water Laboratory #: C-49-06
Kansas/TNI Certification #: E-10177
Kentucky UST Agency Interest #: 80226
Kentucky WW Laboratory ID #: 98019
Michigan Drinking Water Laboratory #9050

Ohio VAP Certified Laboratory #: CL0065
Oklahoma Laboratory #: 9204
Texas Certification #: T104704355
Wisconsin Laboratory #: 999788130
USDA Foreign Soil Permit #: 525-23-13-23119
USDA Compliance Agreement #: IN-SL-22-001

REPORT OF LABORATORY ANALYSIS

This report shall not be reproduced, except in full,
without the written consent of Pace Analytical Services, LLC.



SAMPLE SUMMARY

Project: Harding Street P1R3

Pace Project No.: 50350643

Lab ID	Sample ID	Matrix	Date Collected	Date Received
50350643001	MW-2D1	Water	08/01/23 11:30	08/02/23 08:20
50350643002	MW-8D	Water	08/01/23 11:15	08/02/23 08:20
50350643003	MW-16S	Water	08/01/23 13:00	08/02/23 08:20
50350643004	MW-16D	Water	08/01/23 12:05	08/02/23 08:20
50350643005	MW-17D	Water	08/01/23 10:15	08/02/23 08:20
50350643006	Dup-2	Water	08/01/23 08:00	08/02/23 08:20

REPORT OF LABORATORY ANALYSIS

This report shall not be reproduced, except in full,
without the written consent of Pace Analytical Services, LLC.



SAMPLE ANALYTE COUNT

Project: Harding Street P1R3

Pace Project No.: 50350643

Lab ID	Sample ID	Method	Analysts	Analytes Reported	Laboratory		
50350643001	MW-2D1	EPA 9056	KBB	3	PASI-I		
		EPA 6010	JPK	15	PASI-I		
		EPA 6010	JPK	3	PASI-I		
		EPA 6020	MGM	6	PASI-I		
		EPA 7470	ILP	1	PASI-I		
		EPA 903.1	LL1	1	PASI-PA		
		EPA 904.0	ZPC	1	PASI-PA		
		Total Radium Calculation	JAL	1	PASI-PA		
		SM 2320B	DAW	3	PASI-I		
		SM 2540C	TRK	1	PASI-I		
		SM 4500-H+B	LHZ	1	PASI-I		
		SM 4500-S2-D	STS	1	PASI-I		
		HACH 8146	BEP	1	PASI-I		
		EPA 353.2	DAW	2	PASI-I		
		EPA 365.1	YAM	1	PASI-I		
		SM 5310C	ATS	1	PASI-I		
		SM 5310C	ATS	1	PASI-I		
		50350643002	MW-8D	EPA 9056	KBB	3	PASI-I
				EPA 6010	JPK	15	PASI-I
				EPA 6010	JPK	3	PASI-I
EPA 6020	MGM			6	PASI-I		
EPA 7470	ILP			1	PASI-I		
EPA 903.1	LL1			1	PASI-PA		
EPA 904.0	ZPC			1	PASI-PA		
Total Radium Calculation	JAL			1	PASI-PA		
SM 2320B	DAW			3	PASI-I		
SM 2540C	TRK			1	PASI-I		
SM 4500-H+B	LHZ			1	PASI-I		
SM 4500-S2-D	STS			1	PASI-I		
HACH 8146	BEP			1	PASI-I		
EPA 353.2	DAW			2	PASI-I		
EPA 365.1	YAM			1	PASI-I		
SM 5310C	ATS			1	PASI-I		
SM 5310C	ATS			1	PASI-I		
50350643003	MW-16S			EPA 9056	KBB	3	PASI-I
				EPA 6010	JPK	15	PASI-I
				EPA 6010	JPK	3	PASI-I

REPORT OF LABORATORY ANALYSIS

This report shall not be reproduced, except in full, without the written consent of Pace Analytical Services, LLC.



SAMPLE ANALYTE COUNT

Project: Harding Street P1R3

Pace Project No.: 50350643

Lab ID	Sample ID	Method	Analysts	Analytes Reported	Laboratory
50350643004	MW-16D	EPA 6020	MGM	6	PASI-I
		EPA 7470	ILP	1	PASI-I
		EPA 903.1	LL1	1	PASI-PA
		EPA 904.0	ZPC	1	PASI-PA
		Total Radium Calculation	JAL	1	PASI-PA
		SM 2320B	DAW	3	PASI-I
		SM 2540C	TRK	1	PASI-I
		SM 4500-H+B	LHZ	1	PASI-I
		SM 4500-S2-D	STS	1	PASI-I
		HACH 8146	BEP	1	PASI-I
		EPA 353.2	DAW	2	PASI-I
		EPA 365.1	YAM	1	PASI-I
		SM 5310C	ATS	1	PASI-I
		SM 5310C	ATS	1	PASI-I
		EPA 9056	KBB	3	PASI-I
		EPA 6010	JPK	15	PASI-I
		EPA 6010	JPK	3	PASI-I
		EPA 6020	MGM	6	PASI-I
		EPA 7470	ILP	1	PASI-I
		EPA 903.1	LL1	1	PASI-PA
		EPA 904.0	ZPC	1	PASI-PA
		Total Radium Calculation	JAL	1	PASI-PA
		SM 2320B	DAW	3	PASI-I
		SM 2540C	TRK	1	PASI-I
		SM 4500-H+B	LHZ	1	PASI-I
		SM 4500-S2-D	STS	1	PASI-I
		HACH 8146	BEP	1	PASI-I
EPA 353.2	DAW	2	PASI-I		
EPA 365.1	YAM	1	PASI-I		
SM 5310C	ATS	1	PASI-I		
SM 5310C	ATS	1	PASI-I		
50350643005	MW-17D	EPA 9056	KBB	3	PASI-I
		EPA 6010	JPK	15	PASI-I
		EPA 6010	JPK	3	PASI-I
		EPA 6020	MGM	6	PASI-I
		EPA 7470	ILP	1	PASI-I
		EPA 903.1	LL1	1	PASI-PA

REPORT OF LABORATORY ANALYSIS

This report shall not be reproduced, except in full, without the written consent of Pace Analytical Services, LLC.



SAMPLE ANALYTE COUNT

Project: Harding Street P1R3

Pace Project No.: 50350643

Lab ID	Sample ID	Method	Analysts	Analytes Reported	Laboratory
		EPA 904.0	ZPC	1	PASI-PA
		Total Radium Calculation	JAL	1	PASI-PA
		SM 2320B	DAW	3	PASI-I
		SM 2540C	TRK	1	PASI-I
		SM 4500-H+B	LHZ	1	PASI-I
		SM 4500-S2-D	STS	1	PASI-I
		HACH 8146	BEP	1	PASI-I
		EPA 353.2	DAW	2	PASI-I
		EPA 365.1	YAM	1	PASI-I
		SM 5310C	ATS	1	PASI-I
		SM 5310C	ATS	1	PASI-I
50350643006	Dup-2	EPA 9056	KBB	3	PASI-I
		EPA 6010	JPK	15	PASI-I
		EPA 6010	JPK	3	PASI-I
		EPA 6020	MGM	6	PASI-I
		EPA 7470	ILP	1	PASI-I
		EPA 903.1	LL1	1	PASI-PA
		EPA 904.0	ZPC	1	PASI-PA
		Total Radium Calculation	JAL	1	PASI-PA
		SM 2320B	DAW	3	PASI-I
		SM 2540C	TRK	1	PASI-I
		SM 4500-H+B	LHZ	1	PASI-I
		SM 4500-S2-D	STS	1	PASI-I
		HACH 8146	BEP	1	PASI-I
		EPA 353.2	DAW	2	PASI-I
		EPA 365.1	YAM	1	PASI-I
		SM 5310C	ATS	1	PASI-I
		SM 5310C	ATS	1	PASI-I

PASI-I = Pace Analytical Services - Indianapolis

PASI-PA = Pace Analytical Services - Greensburg

REPORT OF LABORATORY ANALYSIS

This report shall not be reproduced, except in full,
without the written consent of Pace Analytical Services, LLC.



SUMMARY OF DETECTION

Project: Harding Street P1R3

Pace Project No.: 50350643

Lab Sample ID	Client Sample ID	Result	Units	Report Limit	Analyzed	Qualifiers
Method	Parameters					
50350643001	MW-2D1					
EPA 9056	Chloride	66.5	mg/L	2.5	08/13/23 04:26	
EPA 9056	Fluoride	0.47	mg/L	0.10	08/13/23 04:09	
EPA 9056	Sulfate	242	mg/L	2.5	08/13/23 04:26	
EPA 6010	Barium	479	ug/L	10.0	08/04/23 02:24	
EPA 6010	Boron	369	ug/L	100	08/04/23 02:24	
EPA 6010	Calcium	161000	ug/L	1000	08/04/23 02:24	
EPA 6010	Iron	5870	ug/L	100	08/04/23 02:24	
EPA 6010	Magnesium	53500	ug/L	1000	08/04/23 02:24	
EPA 6010	Manganese	161	ug/L	10.0	08/04/23 02:24	
EPA 6010	Potassium	3150	ug/L	1000	08/04/23 02:24	
EPA 6010	Silica	17000	ug/L	450	08/04/23 02:24	N2
EPA 6010	Sodium	31100	ug/L	1000	08/04/23 02:24	
EPA 6010	Iron, Dissolved	5800	ug/L	100	08/08/23 00:06	
EPA 6010	Manganese, Dissolved	162	ug/L	10.0	08/08/23 00:06	
EPA 6020	Arsenic	14.3	ug/L	1.0	08/04/23 21:35	
EPA 903.1	Radium-226	6.13 ± 1.47 (0.882)	pCi/L		08/22/23 12:46	
		C:NA T:91%				
EPA 904.0	Radium-228	1.36 ± 0.591 (0.993)	pCi/L		08/21/23 16:38	
		C:80% T:80%				
Total Radium Calculation	Total Radium	7.49 ± 2.06 (1.88)	pCi/L		08/23/23 11:43	
SM 2320B	Alkalinity, Total as CaCO3	394	mg/L	10.0	08/02/23 21:59	
SM 2320B	Alkalinity,Bicarbonate (CaCO3)	394	mg/L	10.0	08/02/23 21:59	
SM 2540C	Total Dissolved Solids	894	mg/L	20.0	08/02/23 13:48	
SM 4500-H+B	pH at 25 Degrees C	7.8	Std. Units	0.10	08/16/23 12:24	H3
EPA 365.1	Phosphate as P04	1.4	mg/L	0.15	08/14/23 11:42	
SM 5310C	Total Organic Carbon	3.7	mg/L	1.0	08/03/23 15:07	
SM 5310C	Dissolved Organic Carbon	4.3	mg/L	1.0	08/04/23 18:20	
50350643002	MW-8D					
EPA 9056	Chloride	147	mg/L	2.5	08/13/23 07:37	
EPA 9056	Fluoride	0.31	mg/L	0.10	08/13/23 07:20	
EPA 9056	Sulfate	166	mg/L	2.5	08/13/23 07:37	
EPA 6010	Aluminum	656	ug/L	200	08/04/23 02:26	
EPA 6010	Barium	265	ug/L	10.0	08/04/23 02:26	
EPA 6010	Boron	533	ug/L	100	08/04/23 02:26	
EPA 6010	Calcium	106000	ug/L	1000	08/04/23 02:26	
EPA 6010	Iron	3910	ug/L	100	08/04/23 02:26	
EPA 6010	Magnesium	31400	ug/L	1000	08/04/23 02:26	
EPA 6010	Manganese	576	ug/L	10.0	08/04/23 02:26	
EPA 6010	Molybdenum	50.7	ug/L	10.0	08/04/23 02:26	
EPA 6010	Potassium	4940	ug/L	1000	08/04/23 02:26	
EPA 6010	Silica	10800	ug/L	450	08/04/23 02:26	N2
EPA 6010	Sodium	98800	ug/L	1000	08/04/23 02:26	
EPA 6010	Iron, Dissolved	2830	ug/L	100	08/08/23 00:08	

REPORT OF LABORATORY ANALYSIS

This report shall not be reproduced, except in full,
without the written consent of Pace Analytical Services, LLC.



SUMMARY OF DETECTION

Project: Harding Street P1R3

Pace Project No.: 50350643

Lab Sample ID	Client Sample ID	Result	Units	Report Limit	Analyzed	Qualifiers
Method	Parameters					
50350643002	MW-8D					
EPA 6010	Manganese, Dissolved	586	ug/L	10.0	08/08/23 00:08	
EPA 6010	Molybdenum, Dissolved	52.2	ug/L	10.0	08/08/23 00:08	
EPA 6020	Arsenic	5.3	ug/L	1.0	08/04/23 22:03	
EPA 903.1	Radium-226	1.82 ± 0.850 (0.948) C:NA T:89%	pCi/L		08/22/23 12:46	
EPA 904.0	Radium-228	0.265 ± 0.456 (0.996) C:77% T:79%	pCi/L		08/21/23 16:38	
Total Radium Calculation	Total Radium	2.09 ± 1.31 (1.94)	pCi/L		08/23/23 11:43	
SM 2320B	Alkalinity, Total as CaCO3	281	mg/L	10.0	08/02/23 21:59	
SM 2320B	Alkalinity,Bicarbonate (CaCO3)	281	mg/L	10.0	08/02/23 21:59	
SM 2540C	Total Dissolved Solids	748	mg/L	10.0	08/02/23 13:48	
SM 4500-H+B	pH at 25 Degrees C	7.8	Std. Units	0.10	08/16/23 12:24	H3
EPA 365.1	Phosphate as P04	0.66	mg/L	0.15	08/14/23 11:43	
SM 5310C	Total Organic Carbon	2.3	mg/L	1.0	08/03/23 15:40	
SM 5310C	Dissolved Organic Carbon	2.0	mg/L	1.0	08/04/23 18:47	
50350643003	MW-16S					
EPA 9056	Chloride	131	mg/L	2.5	08/12/23 22:21	
EPA 9056	Fluoride	0.42	mg/L	0.10	08/12/23 22:04	
EPA 9056	Sulfate	111	mg/L	2.5	08/12/23 22:21	
EPA 6010	Aluminum	264	ug/L	200	08/04/23 02:39	
EPA 6010	Barium	46.6	ug/L	10.0	08/04/23 02:39	
EPA 6010	Boron	740	ug/L	100	08/04/23 02:39	
EPA 6010	Calcium	87000	ug/L	1000	08/04/23 02:39	
EPA 6010	Iron	607	ug/L	100	08/04/23 02:39	
EPA 6010	Lithium	25.8	ug/L	20.0	08/04/23 02:39	
EPA 6010	Magnesium	21400	ug/L	1000	08/04/23 02:39	
EPA 6010	Manganese	428	ug/L	10.0	08/04/23 02:39	
EPA 6010	Molybdenum	167	ug/L	10.0	08/04/23 02:39	
EPA 6010	Potassium	7050	ug/L	1000	08/04/23 02:39	
EPA 6010	Silica	16300	ug/L	450	08/04/23 02:39	N2
EPA 6010	Sodium	102000	ug/L	1000	08/04/23 02:39	
EPA 6010	Manganese, Dissolved	462	ug/L	10.0	08/08/23 00:10	
EPA 6010	Molybdenum, Dissolved	170	ug/L	10.0	08/08/23 00:10	
EPA 6020	Cobalt	1.4	ug/L	1.0	08/04/23 22:07	
EPA 903.1	Radium-226	0.285 ± 0.462 (0.803) C:NA T:94%	pCi/L		08/22/23 12:46	
EPA 904.0	Radium-228	0.964 ± 0.486 (0.862) C:81% T:85%	pCi/L		08/21/23 16:38	

REPORT OF LABORATORY ANALYSIS

This report shall not be reproduced, except in full,
without the written consent of Pace Analytical Services, LLC.



SUMMARY OF DETECTION

Project: Harding Street P1R3
 Pace Project No.: 50350643

Lab Sample ID	Client Sample ID	Result	Units	Report Limit	Analyzed	Qualifiers
Method	Parameters					
50350643003	MW-16S					
Total Radium Calculation	Total Radium	1.25 ± 0.948 (1.67)	pCi/L		08/23/23 11:43	
SM 2320B	Alkalinity, Total as CaCO3	285	mg/L	10.0	08/02/23 21:59	
SM 2320B	Alkalinity,Bicarbonate (CaCO3)	285	mg/L	10.0	08/02/23 21:59	
SM 2540C	Total Dissolved Solids	659	mg/L	10.0	08/02/23 13:48	
SM 4500-H+B	pH at 25 Degrees C	7.8	Std. Units	0.10	08/16/23 12:25	H3
EPA 365.1	Phosphate as P04	0.21	mg/L	0.15	08/14/23 11:46	
SM 5310C	Total Organic Carbon	2.0	mg/L	1.0	08/03/23 16:06	
SM 5310C	Dissolved Organic Carbon	1.9	mg/L	1.0	08/04/23 19:13	
50350643004	MW-16D					
EPA 9056	Chloride	151	mg/L	2.5	08/13/23 09:04	
EPA 9056	Fluoride	0.51	mg/L	0.10	08/13/23 08:46	
EPA 9056	Sulfate	486	mg/L	2.5	08/13/23 09:04	
EPA 6010	Aluminum	555	ug/L	200	08/04/23 02:41	
EPA 6010	Barium	241	ug/L	10.0	08/04/23 02:41	
EPA 6010	Boron	1310	ug/L	100	08/04/23 02:41	
EPA 6010	Calcium	195000	ug/L	1000	08/04/23 02:41	
EPA 6010	Iron	11400	ug/L	100	08/04/23 02:41	
EPA 6010	Magnesium	61800	ug/L	1000	08/04/23 02:41	
EPA 6010	Manganese	2500	ug/L	10.0	08/04/23 02:41	
EPA 6010	Molybdenum	13.3	ug/L	10.0	08/04/23 02:41	
EPA 6010	Potassium	3430	ug/L	1000	08/04/23 02:41	
EPA 6010	Silica	14200	ug/L	450	08/04/23 02:41	N2
EPA 6010	Sodium	49200	ug/L	1000	08/04/23 02:41	
EPA 6010	Iron, Dissolved	10900	ug/L	100	08/08/23 00:57	
EPA 6010	Manganese, Dissolved	2650	ug/L	10.0	08/08/23 00:57	
EPA 6010	Molybdenum, Dissolved	13.3	ug/L	10.0	08/08/23 00:57	
EPA 6020	Arsenic	34.3	ug/L	1.0	08/04/23 22:11	
EPA 903.1	Radium-226	0.477 ± 0.550 (0.894)	pCi/L		08/22/23 12:46	
EPA 904.0	Radium-228	C:NA T:92% 1.29 ± 0.606 (1.06) C:78% T:78%	pCi/L		08/21/23 16:38	
Total Radium Calculation	Total Radium	1.77 ± 1.16 (1.95)	pCi/L		08/23/23 11:43	
SM 2320B	Alkalinity, Total as CaCO3	274	mg/L	10.0	08/02/23 21:59	
SM 2320B	Alkalinity,Bicarbonate (CaCO3)	274	mg/L	10.0	08/02/23 21:59	
SM 2540C	Total Dissolved Solids	1180	mg/L	20.0	08/02/23 13:49	
SM 4500-H+B	pH at 25 Degrees C	7.6	Std. Units	0.10	08/16/23 12:26	H3
EPA 365.1	Phosphate as P04	1.2	mg/L	0.15	08/14/23 11:46	
SM 5310C	Total Organic Carbon	4.9	mg/L	1.0	08/07/23 13:48	
SM 5310C	Dissolved Organic Carbon	4.7	mg/L	1.0	08/04/23 19:33	

REPORT OF LABORATORY ANALYSIS

This report shall not be reproduced, except in full,
 without the written consent of Pace Analytical Services, LLC.



SUMMARY OF DETECTION

Project: Harding Street P1R3

Pace Project No.: 50350643

Lab Sample ID	Client Sample ID	Result	Units	Report Limit	Analyzed	Qualifiers
Method	Parameters					
50350643005	MW-17D					
EPA 9056	Chloride	101	mg/L	2.5	08/13/23 09:38	
EPA 9056	Fluoride	0.27	mg/L	0.10	08/13/23 09:21	
EPA 9056	Sulfate	75.4	mg/L	2.5	08/13/23 09:38	
EPA 6010	Barium	160	ug/L	10.0	08/04/23 02:43	
EPA 6010	Boron	118	ug/L	100	08/04/23 02:43	
EPA 6010	Calcium	79000	ug/L	1000	08/04/23 02:43	
EPA 6010	Iron	2250	ug/L	100	08/04/23 02:43	
EPA 6010	Magnesium	21400	ug/L	1000	08/04/23 02:43	
EPA 6010	Manganese	314	ug/L	10.0	08/04/23 02:43	
EPA 6010	Potassium	5020	ug/L	1000	08/04/23 02:43	
EPA 6010	Silica	8240	ug/L	450	08/04/23 02:43	N2
EPA 6010	Sodium	57200	ug/L	1000	08/04/23 02:43	
EPA 6010	Iron, Dissolved	1920	ug/L	100	08/08/23 01:15	
EPA 6010	Manganese, Dissolved	337	ug/L	10.0	08/08/23 01:15	
EPA 6020	Arsenic	3.1	ug/L	1.0	08/04/23 22:23	
EPA 903.1	Radium-226	0.914 ± 0.578 (0.653)	pCi/L		08/22/23 12:46	
EPA 904.0	Radium-228	C:NA T:86% 0.680 ± 0.398 (0.734) C:81% T:90%	pCi/L		08/21/23 16:39	
Total Radium Calculation	Total Radium	1.59 ± 0.976 (1.39)	pCi/L		08/23/23 11:43	
SM 2320B	Alkalinity, Total as CaCO3	227	mg/L	10.0	08/02/23 21:59	
SM 2320B	Alkalinity,Bicarbonate (CaCO3)	227	mg/L	10.0	08/02/23 21:59	
SM 2540C	Total Dissolved Solids	525	mg/L	10.0	08/02/23 13:49	
SM 4500-H+B	pH at 25 Degrees C	6.6	Std. Units	0.10	08/16/23 12:27	H3
EPA 365.1	Phosphate as P04	0.36	mg/L	0.15	08/14/23 11:47	
SM 5310C	Total Organic Carbon	1.9	mg/L	1.0	08/07/23 14:08	
SM 5310C	Dissolved Organic Carbon	1.8	mg/L	1.0	08/04/23 20:37	
50350643006	Dup-2					
EPA 9056	Chloride	103	mg/L	2.5	08/13/23 10:13	
EPA 9056	Fluoride	0.28	mg/L	0.10	08/13/23 09:56	
EPA 9056	Sulfate	76.7	mg/L	2.5	08/13/23 10:13	
EPA 6010	Barium	155	ug/L	10.0	08/04/23 02:46	
EPA 6010	Boron	115	ug/L	100	08/04/23 02:46	
EPA 6010	Calcium	76700	ug/L	1000	08/04/23 02:46	
EPA 6010	Iron	2070	ug/L	100	08/04/23 02:46	
EPA 6010	Magnesium	21000	ug/L	1000	08/04/23 02:46	
EPA 6010	Manganese	309	ug/L	10.0	08/04/23 02:46	
EPA 6010	Potassium	4930	ug/L	1000	08/04/23 02:46	
EPA 6010	Silica	7980	ug/L	450	08/04/23 02:46	N2
EPA 6010	Sodium	56600	ug/L	1000	08/04/23 02:46	
EPA 6010	Iron, Dissolved	1950	ug/L	100	08/08/23 01:18	
EPA 6010	Manganese, Dissolved	331	ug/L	10.0	08/08/23 01:18	

REPORT OF LABORATORY ANALYSIS

This report shall not be reproduced, except in full,
without the written consent of Pace Analytical Services, LLC.



SUMMARY OF DETECTION

Project: Harding Street P1R3

Pace Project No.: 50350643

Lab Sample ID Method	Client Sample ID Parameters	Result	Units	Report Limit	Analyzed	Qualifiers
50350643006	Dup-2					
EPA 6020	Arsenic	2.8	ug/L	1.0	08/04/23 22:27	
EPA 903.1	Radium-226	0.470 ± 0.661 (1.12) C:NA T:89%	pCi/L		08/22/23 12:46	
EPA 904.0	Radium-228	0.422 ± 0.397 (0.810) C:82% T:79%	pCi/L		08/21/23 16:39	
Total Radium Calculation	Total Radium	0.892 ± 1.06 (1.93)	pCi/L		08/23/23 11:43	
SM 2320B	Alkalinity, Total as CaCO3	228	mg/L	10.0	08/02/23 21:59	
SM 2320B	Alkalinity,Bicarbonate (CaCO3)	228	mg/L	10.0	08/02/23 21:59	
SM 2540C	Total Dissolved Solids	528	mg/L	10.0	08/02/23 13:49	
SM 4500-H+B	pH at 25 Degrees C	7.0	Std. Units	0.10	08/16/23 12:28	H3
EPA 353.2	Nitrogen, Nitrate	0.11	mg/L	0.10	08/02/23 22:05	
EPA 365.1	Phosphate as P04	0.21	mg/L	0.15	08/14/23 11:47	
SM 5310C	Total Organic Carbon	1.7	mg/L	1.0	08/07/23 14:28	
SM 5310C	Dissolved Organic Carbon	2.0	mg/L	1.0	08/04/23 20:57	

REPORT OF LABORATORY ANALYSIS

This report shall not be reproduced, except in full,
without the written consent of Pace Analytical Services, LLC.



ANALYTICAL RESULTS

Project: Harding Street P1R3
 Pace Project No.: 50350643

Sample: MW-2D1 **Lab ID: 50350643001** Collected: 08/01/23 11:30 Received: 08/02/23 08:20 Matrix: Water

Parameters	Results	Units	Report			Prepared	Analyzed	CAS No.	Qual
			Limit	MDL	DF				
9056 IC Anions									
Analytical Method: EPA 9056									
Pace Analytical Services - Indianapolis									
Chloride	66.5	mg/L	2.5	0.67	10		08/13/23 04:26	16887-00-6	
Fluoride	0.47	mg/L	0.10	0.017	1		08/13/23 04:09	16984-48-8	
Sulfate	242	mg/L	2.5	1.9	10		08/13/23 04:26	14808-79-8	
6010 MET ICP									
Analytical Method: EPA 6010 Preparation Method: EPA 3010									
Pace Analytical Services - Indianapolis									
Aluminum	ND	ug/L	200	42.2	1	08/03/23 07:53	08/04/23 02:24	7429-90-5	
Barium	479	ug/L	10.0	1.9	1	08/03/23 07:53	08/04/23 02:24	7440-39-3	
Boron	369	ug/L	100	12.3	1	08/03/23 07:53	08/04/23 02:24	7440-42-8	
Cadmium	ND	ug/L	2.0	0.59	1	08/03/23 07:53	08/04/23 02:24	7440-43-9	
Calcium	161000	ug/L	1000	143	1	08/03/23 07:53	08/04/23 02:24	7440-70-2	
Chromium	ND	ug/L	10.0	1.4	1	08/03/23 07:53	08/04/23 02:24	7440-47-3	
Iron	5870	ug/L	100	28.6	1	08/03/23 07:53	08/04/23 02:24	7439-89-6	
Lead	ND	ug/L	10.0	3.1	1	08/03/23 07:53	08/04/23 02:24	7439-92-1	
Lithium	ND	ug/L	20.0	6.2	1	08/03/23 07:53	08/04/23 02:24	7439-93-2	
Magnesium	53500	ug/L	1000	45.6	1	08/03/23 07:53	08/04/23 02:24	7439-95-4	
Manganese	161	ug/L	10.0	2.8	1	08/03/23 07:53	08/04/23 02:24	7439-96-5	
Molybdenum	ND	ug/L	10.0	1.2	1	08/03/23 07:53	08/04/23 02:24	7439-98-7	
Potassium	3150	ug/L	1000	219	1	08/03/23 07:53	08/04/23 02:24	7440-09-7	
Silica	17000	ug/L	450		1	08/03/23 07:53	08/04/23 02:24	7631-86-9	N2
Sodium	31100	ug/L	1000	288	1	08/03/23 07:53	08/04/23 02:24	7440-23-5	
6010 MET ICP, Dissolved									
Analytical Method: EPA 6010 Preparation Method: EPA 3010									
Pace Analytical Services - Indianapolis									
Iron, Dissolved	5800	ug/L	100	28.6	1	08/06/23 16:26	08/08/23 00:06	7439-89-6	
Manganese, Dissolved	162	ug/L	10.0	2.8	1	08/06/23 16:26	08/08/23 00:06	7439-96-5	
Molybdenum, Dissolved	ND	ug/L	10.0	1.2	1	08/06/23 16:26	08/08/23 00:06	7439-98-7	
6020 MET ICPMS									
Analytical Method: EPA 6020 Preparation Method: EPA 200.2									
Pace Analytical Services - Indianapolis									
Antimony	ND	ug/L	1.0	0.13	1	08/04/23 07:33	08/04/23 21:35	7440-36-0	
Arsenic	14.3	ug/L	1.0	0.10	1	08/04/23 07:33	08/04/23 21:35	7440-38-2	
Beryllium	ND	ug/L	0.20	0.026	1	08/04/23 07:33	08/04/23 21:35	7440-41-7	
Cobalt	ND	ug/L	1.0	0.082	1	08/04/23 07:33	08/04/23 21:35	7440-48-4	
Selenium	ND	ug/L	1.0	0.44	1	08/04/23 07:33	08/04/23 21:35	7782-49-2	
Thallium	ND	ug/L	1.0	0.072	1	08/04/23 07:33	08/04/23 21:35	7440-28-0	
7470 Mercury									
Analytical Method: EPA 7470 Preparation Method: EPA 7470									
Pace Analytical Services - Indianapolis									
Mercury	ND	ug/L	0.20	0.12	1	08/06/23 21:08	08/07/23 09:59	7439-97-6	
2320B Alkalinity									
Analytical Method: SM 2320B									
Pace Analytical Services - Indianapolis									
Alkalinity, Total as CaCO3	394	mg/L	10.0	10.0	1		08/02/23 21:59		

REPORT OF LABORATORY ANALYSIS

This report shall not be reproduced, except in full,
 without the written consent of Pace Analytical Services, LLC.



ANALYTICAL RESULTS

Project: Harding Street P1R3

Pace Project No.: 50350643

Sample: MW-2D1		Lab ID: 50350643001		Collected: 08/01/23 11:30	Received: 08/02/23 08:20	Matrix: Water			
Parameters	Results	Units	Report Limit	MDL	DF	Prepared	Analyzed	CAS No.	Qual
2320B Alkalinity		Analytical Method: SM 2320B Pace Analytical Services - Indianapolis							
Alkalinity,Bicarbonate (CaCO3)	394	mg/L	10.0	10.0	1		08/02/23 21:59		
Alkalinity,Carbonate (CaCO3)	ND	mg/L	10.0	10.0	1		08/02/23 21:59		
2540C Total Dissolved Solids		Analytical Method: SM 2540C Pace Analytical Services - Indianapolis							
Total Dissolved Solids	894	mg/L	20.0	20.0	1		08/02/23 13:48		
4500H+ pH, Electrometric		Analytical Method: SM 4500-H+B Pace Analytical Services - Indianapolis							
pH at 25 Degrees C	7.8	Std. Units	0.10	0.10	1		08/16/23 12:24		H3
4500S2D Sulfide Water		Analytical Method: SM 4500-S2-D Pace Analytical Services - Indianapolis							
Sulfide	ND	mg/L	0.10	0.025	1		08/02/23 11:49	18496-25-8	
Iron, Ferrous		Analytical Method: HACH 8146 Pace Analytical Services - Indianapolis							
Iron, Ferrous	ND	mg/L	0.20	0.035	1		08/09/23 14:42	15438-31-0	H3,N2
353.2 Nitrogen, NO2/NO3 unpres		Analytical Method: EPA 353.2 Pace Analytical Services - Indianapolis							
Nitrogen, Nitrate	ND	mg/L	0.10	0.011	1		08/02/23 22:11	14797-55-8	
Nitrogen, Nitrite	ND	mg/L	0.10	0.0040	1		08/02/23 22:11	14797-65-0	
365.1 Total Phosphorus		Analytical Method: EPA 365.1 Preparation Method: EPA 365.1 Pace Analytical Services - Indianapolis							
Phosphate as P04	1.4	mg/L	0.15	0.15	1	08/10/23 12:00	08/14/23 11:42		
5310C TOC		Analytical Method: SM 5310C Pace Analytical Services - Indianapolis							
Total Organic Carbon	3.7	mg/L	1.0	0.24	1		08/03/23 15:07	7440-44-0	
5310C Dissolved Organic Carbon		Analytical Method: SM 5310C Pace Analytical Services - Indianapolis							
Dissolved Organic Carbon	4.3	mg/L	1.0	0.24	1		08/04/23 18:20		

REPORT OF LABORATORY ANALYSIS

This report shall not be reproduced, except in full,
without the written consent of Pace Analytical Services, LLC.



ANALYTICAL RESULTS

Project: Harding Street P1R3
 Pace Project No.: 50350643

Sample: MW-8D **Lab ID: 50350643002** Collected: 08/01/23 11:15 Received: 08/02/23 08:20 Matrix: Water

Parameters	Results	Units	Report			Prepared	Analyzed	CAS No.	Qual
			Limit	MDL	DF				
9056 IC Anions									
Analytical Method: EPA 9056									
Pace Analytical Services - Indianapolis									
Chloride	147	mg/L	2.5	0.67	10		08/13/23 07:37	16887-00-6	
Fluoride	0.31	mg/L	0.10	0.017	1		08/13/23 07:20	16984-48-8	
Sulfate	166	mg/L	2.5	1.9	10		08/13/23 07:37	14808-79-8	
6010 MET ICP									
Analytical Method: EPA 6010 Preparation Method: EPA 3010									
Pace Analytical Services - Indianapolis									
Aluminum	656	ug/L	200	42.2	1	08/03/23 07:53	08/04/23 02:26	7429-90-5	
Barium	265	ug/L	10.0	1.9	1	08/03/23 07:53	08/04/23 02:26	7440-39-3	
Boron	533	ug/L	100	12.3	1	08/03/23 07:53	08/04/23 02:26	7440-42-8	
Cadmium	ND	ug/L	2.0	0.59	1	08/03/23 07:53	08/04/23 02:26	7440-43-9	
Calcium	106000	ug/L	1000	143	1	08/03/23 07:53	08/04/23 02:26	7440-70-2	
Chromium	ND	ug/L	10.0	1.4	1	08/03/23 07:53	08/04/23 02:26	7440-47-3	
Iron	3910	ug/L	100	28.6	1	08/03/23 07:53	08/04/23 02:26	7439-89-6	
Lead	ND	ug/L	10.0	3.1	1	08/03/23 07:53	08/04/23 02:26	7439-92-1	
Lithium	ND	ug/L	20.0	6.2	1	08/03/23 07:53	08/04/23 02:26	7439-93-2	
Magnesium	31400	ug/L	1000	45.6	1	08/03/23 07:53	08/04/23 02:26	7439-95-4	
Manganese	576	ug/L	10.0	2.8	1	08/03/23 07:53	08/04/23 02:26	7439-96-5	
Molybdenum	50.7	ug/L	10.0	1.2	1	08/03/23 07:53	08/04/23 02:26	7439-98-7	
Potassium	4940	ug/L	1000	219	1	08/03/23 07:53	08/04/23 02:26	7440-09-7	
Silica	10800	ug/L	450		1	08/03/23 07:53	08/04/23 02:26	7631-86-9	N2
Sodium	98800	ug/L	1000	288	1	08/03/23 07:53	08/04/23 02:26	7440-23-5	
6010 MET ICP, Dissolved									
Analytical Method: EPA 6010 Preparation Method: EPA 3010									
Pace Analytical Services - Indianapolis									
Iron, Dissolved	2830	ug/L	100	28.6	1	08/06/23 16:26	08/08/23 00:08	7439-89-6	
Manganese, Dissolved	586	ug/L	10.0	2.8	1	08/06/23 16:26	08/08/23 00:08	7439-96-5	
Molybdenum, Dissolved	52.2	ug/L	10.0	1.2	1	08/06/23 16:26	08/08/23 00:08	7439-98-7	
6020 MET ICPMS									
Analytical Method: EPA 6020 Preparation Method: EPA 200.2									
Pace Analytical Services - Indianapolis									
Antimony	ND	ug/L	1.0	0.13	1	08/04/23 07:33	08/04/23 22:03	7440-36-0	
Arsenic	5.3	ug/L	1.0	0.10	1	08/04/23 07:33	08/04/23 22:03	7440-38-2	
Beryllium	ND	ug/L	0.20	0.026	1	08/04/23 07:33	08/04/23 22:03	7440-41-7	
Cobalt	ND	ug/L	1.0	0.082	1	08/04/23 07:33	08/04/23 22:03	7440-48-4	
Selenium	ND	ug/L	1.0	0.44	1	08/04/23 07:33	08/04/23 22:03	7782-49-2	
Thallium	ND	ug/L	1.0	0.072	1	08/04/23 07:33	08/04/23 22:03	7440-28-0	
7470 Mercury									
Analytical Method: EPA 7470 Preparation Method: EPA 7470									
Pace Analytical Services - Indianapolis									
Mercury	ND	ug/L	0.20	0.12	1	08/06/23 21:08	08/07/23 10:02	7439-97-6	
2320B Alkalinity									
Analytical Method: SM 2320B									
Pace Analytical Services - Indianapolis									
Alkalinity, Total as CaCO3	281	mg/L	10.0	10.0	1		08/02/23 21:59		

REPORT OF LABORATORY ANALYSIS

This report shall not be reproduced, except in full,
 without the written consent of Pace Analytical Services, LLC.



ANALYTICAL RESULTS

Project: Harding Street P1R3
Pace Project No.: 50350643

Sample: MW-8D Lab ID: 50350643002 Collected: 08/01/23 11:15 Received: 08/02/23 08:20 Matrix: Water									
Parameters	Results	Units	Report Limit	MDL	DF	Prepared	Analyzed	CAS No.	Qual
2320B Alkalinity									
Analytical Method: SM 2320B Pace Analytical Services - Indianapolis									
Alkalinity,Bicarbonate (CaCO3)	281	mg/L	10.0	10.0	1		08/02/23 21:59		
Alkalinity,Carbonate (CaCO3)	ND	mg/L	10.0	10.0	1		08/02/23 21:59		
2540C Total Dissolved Solids									
Analytical Method: SM 2540C Pace Analytical Services - Indianapolis									
Total Dissolved Solids	748	mg/L	10.0	10.0	1		08/02/23 13:48		
4500H+ pH, Electrometric									
Analytical Method: SM 4500-H+B Pace Analytical Services - Indianapolis									
pH at 25 Degrees C	7.8	Std. Units	0.10	0.10	1		08/16/23 12:24		H3
4500S2D Sulfide Water									
Analytical Method: SM 4500-S2-D Pace Analytical Services - Indianapolis									
Sulfide	ND	mg/L	0.10	0.025	1		08/02/23 11:49	18496-25-8	
Iron, Ferrous									
Analytical Method: HACH 8146 Pace Analytical Services - Indianapolis									
Iron, Ferrous	ND	mg/L	0.20	0.035	1		08/09/23 14:41	15438-31-0	H3,N2
353.2 Nitrogen, NO2/NO3 unpres									
Analytical Method: EPA 353.2 Pace Analytical Services - Indianapolis									
Nitrogen, Nitrate	ND	mg/L	0.10	0.011	1		08/02/23 22:09	14797-55-8	
Nitrogen, Nitrite	ND	mg/L	0.10	0.0040	1		08/02/23 22:09	14797-65-0	
365.1 Total Phosphorus									
Analytical Method: EPA 365.1 Preparation Method: EPA 365.1 Pace Analytical Services - Indianapolis									
Phosphate as P04	0.66	mg/L	0.15	0.15	1	08/10/23 12:00	08/14/23 11:43		
5310C TOC									
Analytical Method: SM 5310C Pace Analytical Services - Indianapolis									
Total Organic Carbon	2.3	mg/L	1.0	0.24	1		08/03/23 15:40	7440-44-0	
5310C Dissolved Organic Carbon									
Analytical Method: SM 5310C Pace Analytical Services - Indianapolis									
Dissolved Organic Carbon	2.0	mg/L	1.0	0.24	1		08/04/23 18:47		

REPORT OF LABORATORY ANALYSIS

This report shall not be reproduced, except in full,
without the written consent of Pace Analytical Services, LLC.



ANALYTICAL RESULTS

Project: Harding Street P1R3
 Pace Project No.: 50350643

Sample: MW-16S **Lab ID: 50350643003** Collected: 08/01/23 13:00 Received: 08/02/23 08:20 Matrix: Water

Parameters	Results	Units	Report			Prepared	Analyzed	CAS No.	Qual
			Limit	MDL	DF				
9056 IC Anions									
Analytical Method: EPA 9056									
Pace Analytical Services - Indianapolis									
Chloride	131	mg/L	2.5	0.67	10		08/12/23 22:21	16887-00-6	
Fluoride	0.42	mg/L	0.10	0.017	1		08/12/23 22:04	16984-48-8	
Sulfate	111	mg/L	2.5	1.9	10		08/12/23 22:21	14808-79-8	
6010 MET ICP									
Analytical Method: EPA 6010 Preparation Method: EPA 3010									
Pace Analytical Services - Indianapolis									
Aluminum	264	ug/L	200	42.2	1	08/03/23 07:53	08/04/23 02:39	7429-90-5	
Barium	46.6	ug/L	10.0	1.9	1	08/03/23 07:53	08/04/23 02:39	7440-39-3	
Boron	740	ug/L	100	12.3	1	08/03/23 07:53	08/04/23 02:39	7440-42-8	
Cadmium	ND	ug/L	2.0	0.59	1	08/03/23 07:53	08/04/23 02:39	7440-43-9	
Calcium	87000	ug/L	1000	143	1	08/03/23 07:53	08/04/23 02:39	7440-70-2	
Chromium	ND	ug/L	10.0	1.4	1	08/03/23 07:53	08/04/23 02:39	7440-47-3	
Iron	607	ug/L	100	28.6	1	08/03/23 07:53	08/04/23 02:39	7439-89-6	
Lead	ND	ug/L	10.0	3.1	1	08/03/23 07:53	08/04/23 02:39	7439-92-1	
Lithium	25.8	ug/L	20.0	6.2	1	08/03/23 07:53	08/04/23 02:39	7439-93-2	
Magnesium	21400	ug/L	1000	45.6	1	08/03/23 07:53	08/04/23 02:39	7439-95-4	
Manganese	428	ug/L	10.0	2.8	1	08/03/23 07:53	08/04/23 02:39	7439-96-5	
Molybdenum	167	ug/L	10.0	1.2	1	08/03/23 07:53	08/04/23 02:39	7439-98-7	
Potassium	7050	ug/L	1000	219	1	08/03/23 07:53	08/04/23 02:39	7440-09-7	
Silica	16300	ug/L	450		1	08/03/23 07:53	08/04/23 02:39	7631-86-9	N2
Sodium	102000	ug/L	1000	288	1	08/03/23 07:53	08/04/23 02:39	7440-23-5	
6010 MET ICP, Dissolved									
Analytical Method: EPA 6010 Preparation Method: EPA 3010									
Pace Analytical Services - Indianapolis									
Iron, Dissolved	ND	ug/L	100	28.6	1	08/06/23 16:26	08/08/23 00:10	7439-89-6	
Manganese, Dissolved	462	ug/L	10.0	2.8	1	08/06/23 16:26	08/08/23 00:10	7439-96-5	
Molybdenum, Dissolved	170	ug/L	10.0	1.2	1	08/06/23 16:26	08/08/23 00:10	7439-98-7	
6020 MET ICPMS									
Analytical Method: EPA 6020 Preparation Method: EPA 200.2									
Pace Analytical Services - Indianapolis									
Antimony	ND	ug/L	1.0	0.13	1	08/04/23 07:33	08/04/23 22:07	7440-36-0	
Arsenic	ND	ug/L	1.0	0.10	1	08/04/23 07:33	08/04/23 22:07	7440-38-2	
Beryllium	ND	ug/L	0.20	0.026	1	08/04/23 07:33	08/04/23 22:07	7440-41-7	
Cobalt	1.4	ug/L	1.0	0.082	1	08/04/23 07:33	08/04/23 22:07	7440-48-4	
Selenium	ND	ug/L	1.0	0.44	1	08/04/23 07:33	08/04/23 22:07	7782-49-2	
Thallium	ND	ug/L	1.0	0.072	1	08/04/23 07:33	08/04/23 22:07	7440-28-0	
7470 Mercury									
Analytical Method: EPA 7470 Preparation Method: EPA 7470									
Pace Analytical Services - Indianapolis									
Mercury	ND	ug/L	0.20	0.12	1	08/06/23 21:08	08/07/23 10:04	7439-97-6	
2320B Alkalinity									
Analytical Method: SM 2320B									
Pace Analytical Services - Indianapolis									
Alkalinity, Total as CaCO3	285	mg/L	10.0	10.0	1		08/02/23 21:59		

REPORT OF LABORATORY ANALYSIS

This report shall not be reproduced, except in full,
 without the written consent of Pace Analytical Services, LLC.



ANALYTICAL RESULTS

Project: Harding Street P1R3
 Pace Project No.: 50350643

Sample: MW-16S		Lab ID: 50350643003		Collected: 08/01/23 13:00	Received: 08/02/23 08:20	Matrix: Water			
Parameters	Results	Units	Report Limit	MDL	DF	Prepared	Analyzed	CAS No.	Qual
2320B Alkalinity		Analytical Method: SM 2320B Pace Analytical Services - Indianapolis							
Alkalinity,Bicarbonate (CaCO3)	285	mg/L	10.0	10.0	1		08/02/23 21:59		
Alkalinity,Carbonate (CaCO3)	ND	mg/L	10.0	10.0	1		08/02/23 21:59		
2540C Total Dissolved Solids		Analytical Method: SM 2540C Pace Analytical Services - Indianapolis							
Total Dissolved Solids	659	mg/L	10.0	10.0	1		08/02/23 13:48		
4500H+ pH, Electrometric		Analytical Method: SM 4500-H+B Pace Analytical Services - Indianapolis							
pH at 25 Degrees C	7.8	Std. Units	0.10	0.10	1		08/16/23 12:25		H3
4500S2D Sulfide Water		Analytical Method: SM 4500-S2-D Pace Analytical Services - Indianapolis							
Sulfide	ND	mg/L	0.10	0.025	1		08/02/23 11:49	18496-25-8	
Iron, Ferrous		Analytical Method: HACH 8146 Pace Analytical Services - Indianapolis							
Iron, Ferrous	ND	mg/L	0.20	0.035	1		08/09/23 14:42	15438-31-0	H3,N2
353.2 Nitrogen, NO2/NO3 unpres		Analytical Method: EPA 353.2 Pace Analytical Services - Indianapolis							
Nitrogen, Nitrate	ND	mg/L	0.10	0.011	1		08/02/23 22:15	14797-55-8	
Nitrogen, Nitrite	ND	mg/L	0.10	0.0040	1		08/02/23 22:15	14797-65-0	
365.1 Total Phosphorus		Analytical Method: EPA 365.1 Preparation Method: EPA 365.1 Pace Analytical Services - Indianapolis							
Phosphate as P04	0.21	mg/L	0.15	0.15	1	08/10/23 12:00	08/14/23 11:46		
5310C TOC		Analytical Method: SM 5310C Pace Analytical Services - Indianapolis							
Total Organic Carbon	2.0	mg/L	1.0	0.24	1		08/03/23 16:06	7440-44-0	
5310C Dissolved Organic Carbon		Analytical Method: SM 5310C Pace Analytical Services - Indianapolis							
Dissolved Organic Carbon	1.9	mg/L	1.0	0.24	1		08/04/23 19:13		

REPORT OF LABORATORY ANALYSIS

This report shall not be reproduced, except in full,
 without the written consent of Pace Analytical Services, LLC.



ANALYTICAL RESULTS

Project: Harding Street P1R3

Pace Project No.: 50350643

Sample: MW-16D Lab ID: 50350643004 Collected: 08/01/23 12:05 Received: 08/02/23 08:20 Matrix: Water

Parameters	Results	Units	Report			Prepared	Analyzed	CAS No.	Qual
			Limit	MDL	DF				
9056 IC Anions									
Analytical Method: EPA 9056									
Pace Analytical Services - Indianapolis									
Chloride	151	mg/L	2.5	0.67	10		08/13/23 09:04	16887-00-6	
Fluoride	0.51	mg/L	0.10	0.017	1		08/13/23 08:46	16984-48-8	
Sulfate	486	mg/L	2.5	1.9	10		08/13/23 09:04	14808-79-8	
6010 MET ICP									
Analytical Method: EPA 6010 Preparation Method: EPA 3010									
Pace Analytical Services - Indianapolis									
Aluminum	555	ug/L	200	42.2	1	08/03/23 07:53	08/04/23 02:41	7429-90-5	
Barium	241	ug/L	10.0	1.9	1	08/03/23 07:53	08/04/23 02:41	7440-39-3	
Boron	1310	ug/L	100	12.3	1	08/03/23 07:53	08/04/23 02:41	7440-42-8	
Cadmium	ND	ug/L	2.0	0.59	1	08/03/23 07:53	08/04/23 02:41	7440-43-9	
Calcium	195000	ug/L	1000	143	1	08/03/23 07:53	08/04/23 02:41	7440-70-2	
Chromium	ND	ug/L	10.0	1.4	1	08/03/23 07:53	08/04/23 02:41	7440-47-3	
Iron	11400	ug/L	100	28.6	1	08/03/23 07:53	08/04/23 02:41	7439-89-6	
Lead	ND	ug/L	10.0	3.1	1	08/03/23 07:53	08/04/23 02:41	7439-92-1	
Lithium	ND	ug/L	20.0	6.2	1	08/03/23 07:53	08/04/23 02:41	7439-93-2	
Magnesium	61800	ug/L	1000	45.6	1	08/03/23 07:53	08/04/23 02:41	7439-95-4	
Manganese	2500	ug/L	10.0	2.8	1	08/03/23 07:53	08/04/23 02:41	7439-96-5	
Molybdenum	13.3	ug/L	10.0	1.2	1	08/03/23 07:53	08/04/23 02:41	7439-98-7	
Potassium	3430	ug/L	1000	219	1	08/03/23 07:53	08/04/23 02:41	7440-09-7	
Silica	14200	ug/L	450		1	08/03/23 07:53	08/04/23 02:41	7631-86-9	N2
Sodium	49200	ug/L	1000	288	1	08/03/23 07:53	08/04/23 02:41	7440-23-5	
6010 MET ICP, Dissolved									
Analytical Method: EPA 6010 Preparation Method: EPA 3010									
Pace Analytical Services - Indianapolis									
Iron, Dissolved	10900	ug/L	100	28.6	1	08/06/23 16:26	08/08/23 00:57	7439-89-6	
Manganese, Dissolved	2650	ug/L	10.0	2.8	1	08/06/23 16:26	08/08/23 00:57	7439-96-5	
Molybdenum, Dissolved	13.3	ug/L	10.0	1.2	1	08/06/23 16:26	08/08/23 00:57	7439-98-7	
6020 MET ICPMS									
Analytical Method: EPA 6020 Preparation Method: EPA 200.2									
Pace Analytical Services - Indianapolis									
Antimony	ND	ug/L	1.0	0.13	1	08/04/23 07:33	08/04/23 22:11	7440-36-0	
Arsenic	34.3	ug/L	1.0	0.10	1	08/04/23 07:33	08/04/23 22:11	7440-38-2	
Beryllium	ND	ug/L	0.20	0.026	1	08/04/23 07:33	08/04/23 22:11	7440-41-7	
Cobalt	ND	ug/L	1.0	0.082	1	08/04/23 07:33	08/04/23 22:11	7440-48-4	
Selenium	ND	ug/L	1.0	0.44	1	08/04/23 07:33	08/04/23 22:11	7782-49-2	
Thallium	ND	ug/L	1.0	0.072	1	08/04/23 07:33	08/04/23 22:11	7440-28-0	
7470 Mercury									
Analytical Method: EPA 7470 Preparation Method: EPA 7470									
Pace Analytical Services - Indianapolis									
Mercury	ND	ug/L	0.20	0.12	1	08/06/23 21:08	08/07/23 10:06	7439-97-6	
2320B Alkalinity									
Analytical Method: SM 2320B									
Pace Analytical Services - Indianapolis									
Alkalinity, Total as CaCO3	274	mg/L	10.0	10.0	1		08/02/23 21:59		

REPORT OF LABORATORY ANALYSIS

This report shall not be reproduced, except in full,
without the written consent of Pace Analytical Services, LLC.



ANALYTICAL RESULTS

Project: Harding Street P1R3
 Pace Project No.: 50350643

Sample: MW-16D	Lab ID: 50350643004	Collected: 08/01/23 12:05	Received: 08/02/23 08:20	Matrix: Water					
Parameters	Results	Units	Report Limit	MDL	DF	Prepared	Analyzed	CAS No.	Qual
2320B Alkalinity									
Analytical Method: SM 2320B									
Pace Analytical Services - Indianapolis									
Alkalinity,Bicarbonate (CaCO3)	274	mg/L	10.0	10.0	1		08/02/23 21:59		
Alkalinity,Carbonate (CaCO3)	ND	mg/L	10.0	10.0	1		08/02/23 21:59		
2540C Total Dissolved Solids									
Analytical Method: SM 2540C									
Pace Analytical Services - Indianapolis									
Total Dissolved Solids	1180	mg/L	20.0	20.0	1		08/02/23 13:49		
4500H+ pH, Electrometric									
Analytical Method: SM 4500-H+B									
Pace Analytical Services - Indianapolis									
pH at 25 Degrees C	7.6	Std. Units	0.10	0.10	1		08/16/23 12:26		H3
4500S2D Sulfide Water									
Analytical Method: SM 4500-S2-D									
Pace Analytical Services - Indianapolis									
Sulfide	ND	mg/L	0.10	0.025	1		08/02/23 11:49	18496-25-8	
Iron, Ferrous									
Analytical Method: HACH 8146									
Pace Analytical Services - Indianapolis									
Iron, Ferrous	ND	mg/L	0.20	0.035	1		08/09/23 14:42	15438-31-0	H3,N2
353.2 Nitrogen, NO2/NO3 unpres									
Analytical Method: EPA 353.2									
Pace Analytical Services - Indianapolis									
Nitrogen, Nitrate	ND	mg/L	0.10	0.011	1		08/02/23 22:13	14797-55-8	
Nitrogen, Nitrite	ND	mg/L	0.10	0.0040	1		08/02/23 22:13	14797-65-0	
365.1 Total Phosphorus									
Analytical Method: EPA 365.1 Preparation Method: EPA 365.1									
Pace Analytical Services - Indianapolis									
Phosphate as P04	1.2	mg/L	0.15	0.15	1	08/10/23 12:00	08/14/23 11:46		
5310C TOC									
Analytical Method: SM 5310C									
Pace Analytical Services - Indianapolis									
Total Organic Carbon	4.9	mg/L	1.0	0.24	1		08/07/23 13:48	7440-44-0	
5310C Dissolved Organic Carbon									
Analytical Method: SM 5310C									
Pace Analytical Services - Indianapolis									
Dissolved Organic Carbon	4.7	mg/L	1.0	0.24	1		08/04/23 19:33		

REPORT OF LABORATORY ANALYSIS

This report shall not be reproduced, except in full,
 without the written consent of Pace Analytical Services, LLC.



ANALYTICAL RESULTS

Project: Harding Street P1R3

Pace Project No.: 50350643

Sample: MW-17D Lab ID: 50350643005 Collected: 08/01/23 10:15 Received: 08/02/23 08:20 Matrix: Water

Parameters	Results	Units	Report			Prepared	Analyzed	CAS No.	Qual
			Limit	MDL	DF				
9056 IC Anions									
Analytical Method: EPA 9056									
Pace Analytical Services - Indianapolis									
Chloride	101	mg/L	2.5	0.67	10		08/13/23 09:38	16887-00-6	
Fluoride	0.27	mg/L	0.10	0.017	1		08/13/23 09:21	16984-48-8	
Sulfate	75.4	mg/L	2.5	1.9	10		08/13/23 09:38	14808-79-8	
6010 MET ICP									
Analytical Method: EPA 6010 Preparation Method: EPA 3010									
Pace Analytical Services - Indianapolis									
Aluminum	ND	ug/L	200	42.2	1	08/03/23 07:53	08/04/23 02:43	7429-90-5	
Barium	160	ug/L	10.0	1.9	1	08/03/23 07:53	08/04/23 02:43	7440-39-3	
Boron	118	ug/L	100	12.3	1	08/03/23 07:53	08/04/23 02:43	7440-42-8	
Cadmium	ND	ug/L	2.0	0.59	1	08/03/23 07:53	08/04/23 02:43	7440-43-9	
Calcium	79000	ug/L	1000	143	1	08/03/23 07:53	08/04/23 02:43	7440-70-2	
Chromium	ND	ug/L	10.0	1.4	1	08/03/23 07:53	08/04/23 02:43	7440-47-3	
Iron	2250	ug/L	100	28.6	1	08/03/23 07:53	08/04/23 02:43	7439-89-6	
Lead	ND	ug/L	10.0	3.1	1	08/03/23 07:53	08/04/23 02:43	7439-92-1	
Lithium	ND	ug/L	20.0	6.2	1	08/03/23 07:53	08/04/23 02:43	7439-93-2	
Magnesium	21400	ug/L	1000	45.6	1	08/03/23 07:53	08/04/23 02:43	7439-95-4	
Manganese	314	ug/L	10.0	2.8	1	08/03/23 07:53	08/04/23 02:43	7439-96-5	
Molybdenum	ND	ug/L	10.0	1.2	1	08/03/23 07:53	08/04/23 02:43	7439-98-7	
Potassium	5020	ug/L	1000	219	1	08/03/23 07:53	08/04/23 02:43	7440-09-7	
Silica	8240	ug/L	450		1	08/03/23 07:53	08/04/23 02:43	7631-86-9	N2
Sodium	57200	ug/L	1000	288	1	08/03/23 07:53	08/04/23 02:43	7440-23-5	
6010 MET ICP, Dissolved									
Analytical Method: EPA 6010 Preparation Method: EPA 3010									
Pace Analytical Services - Indianapolis									
Iron, Dissolved	1920	ug/L	100	28.6	1	08/06/23 16:26	08/08/23 01:15	7439-89-6	
Manganese, Dissolved	337	ug/L	10.0	2.8	1	08/06/23 16:26	08/08/23 01:15	7439-96-5	
Molybdenum, Dissolved	ND	ug/L	10.0	1.2	1	08/06/23 16:26	08/08/23 01:15	7439-98-7	
6020 MET ICPMS									
Analytical Method: EPA 6020 Preparation Method: EPA 200.2									
Pace Analytical Services - Indianapolis									
Antimony	ND	ug/L	1.0	0.13	1	08/04/23 07:33	08/04/23 22:23	7440-36-0	
Arsenic	3.1	ug/L	1.0	0.10	1	08/04/23 07:33	08/04/23 22:23	7440-38-2	
Beryllium	ND	ug/L	0.20	0.026	1	08/04/23 07:33	08/04/23 22:23	7440-41-7	
Cobalt	ND	ug/L	1.0	0.082	1	08/04/23 07:33	08/04/23 22:23	7440-48-4	
Selenium	ND	ug/L	1.0	0.44	1	08/04/23 07:33	08/04/23 22:23	7782-49-2	
Thallium	ND	ug/L	1.0	0.072	1	08/04/23 07:33	08/04/23 22:23	7440-28-0	
7470 Mercury									
Analytical Method: EPA 7470 Preparation Method: EPA 7470									
Pace Analytical Services - Indianapolis									
Mercury	ND	ug/L	0.20	0.12	1	08/06/23 21:08	08/07/23 10:14	7439-97-6	
2320B Alkalinity									
Analytical Method: SM 2320B									
Pace Analytical Services - Indianapolis									
Alkalinity, Total as CaCO3	227	mg/L	10.0	10.0	1		08/02/23 21:59		

REPORT OF LABORATORY ANALYSIS

This report shall not be reproduced, except in full,
without the written consent of Pace Analytical Services, LLC.



ANALYTICAL RESULTS

Project: Harding Street P1R3

Pace Project No.: 50350643

Sample: MW-17D Lab ID: 50350643005 Collected: 08/01/23 10:15 Received: 08/02/23 08:20 Matrix: Water									
Parameters	Results	Units	Report Limit	MDL	DF	Prepared	Analyzed	CAS No.	Qual
2320B Alkalinity									
Analytical Method: SM 2320B Pace Analytical Services - Indianapolis									
Alkalinity,Bicarbonate (CaCO3)	227	mg/L	10.0	10.0	1		08/02/23 21:59		
Alkalinity,Carbonate (CaCO3)	ND	mg/L	10.0	10.0	1		08/02/23 21:59		
2540C Total Dissolved Solids									
Analytical Method: SM 2540C Pace Analytical Services - Indianapolis									
Total Dissolved Solids	525	mg/L	10.0	10.0	1		08/02/23 13:49		
4500H+ pH, Electrometric									
Analytical Method: SM 4500-H+B Pace Analytical Services - Indianapolis									
pH at 25 Degrees C	6.6	Std. Units	0.10	0.10	1		08/16/23 12:27		H3
4500S2D Sulfide Water									
Analytical Method: SM 4500-S2-D Pace Analytical Services - Indianapolis									
Sulfide	ND	mg/L	0.10	0.025	1		08/02/23 12:25	18496-25-8	
Iron, Ferrous									
Analytical Method: HACH 8146 Pace Analytical Services - Indianapolis									
Iron, Ferrous	ND	mg/L	0.20	0.035	1		08/09/23 14:41	15438-31-0	H3,N2
353.2 Nitrogen, NO2/NO3 unpres									
Analytical Method: EPA 353.2 Pace Analytical Services - Indianapolis									
Nitrogen, Nitrate	ND	mg/L	0.10	0.011	1		08/02/23 22:07	14797-55-8	
Nitrogen, Nitrite	ND	mg/L	0.10	0.0040	1		08/02/23 22:07	14797-65-0	
365.1 Total Phosphorus									
Analytical Method: EPA 365.1 Preparation Method: EPA 365.1 Pace Analytical Services - Indianapolis									
Phosphate as P04	0.36	mg/L	0.15	0.15	1	08/10/23 12:00	08/14/23 11:47		
5310C TOC									
Analytical Method: SM 5310C Pace Analytical Services - Indianapolis									
Total Organic Carbon	1.9	mg/L	1.0	0.24	1		08/07/23 14:08	7440-44-0	
5310C Dissolved Organic Carbon									
Analytical Method: SM 5310C Pace Analytical Services - Indianapolis									
Dissolved Organic Carbon	1.8	mg/L	1.0	0.24	1		08/04/23 20:37		

REPORT OF LABORATORY ANALYSIS

This report shall not be reproduced, except in full,
without the written consent of Pace Analytical Services, LLC.



ANALYTICAL RESULTS

Project: Harding Street P1R3
 Pace Project No.: 50350643

Sample: Dup-2 **Lab ID: 50350643006** Collected: 08/01/23 08:00 Received: 08/02/23 08:20 Matrix: Water

Parameters	Results	Units	Report Limit	MDL	DF	Prepared	Analyzed	CAS No.	Qual
9056 IC Anions									
Analytical Method: EPA 9056									
Pace Analytical Services - Indianapolis									
Chloride	103	mg/L	2.5	0.67	10		08/13/23 10:13	16887-00-6	
Fluoride	0.28	mg/L	0.10	0.017	1		08/13/23 09:56	16984-48-8	
Sulfate	76.7	mg/L	2.5	1.9	10		08/13/23 10:13	14808-79-8	
6010 MET ICP									
Analytical Method: EPA 6010 Preparation Method: EPA 3010									
Pace Analytical Services - Indianapolis									
Aluminum	ND	ug/L	200	42.2	1	08/03/23 07:53	08/04/23 02:46	7429-90-5	
Barium	155	ug/L	10.0	1.9	1	08/03/23 07:53	08/04/23 02:46	7440-39-3	
Boron	115	ug/L	100	12.3	1	08/03/23 07:53	08/04/23 02:46	7440-42-8	
Cadmium	ND	ug/L	2.0	0.59	1	08/03/23 07:53	08/04/23 02:46	7440-43-9	
Calcium	76700	ug/L	1000	143	1	08/03/23 07:53	08/04/23 02:46	7440-70-2	
Chromium	ND	ug/L	10.0	1.4	1	08/03/23 07:53	08/04/23 02:46	7440-47-3	
Iron	2070	ug/L	100	28.6	1	08/03/23 07:53	08/04/23 02:46	7439-89-6	
Lead	ND	ug/L	10.0	3.1	1	08/03/23 07:53	08/04/23 02:46	7439-92-1	
Lithium	ND	ug/L	20.0	6.2	1	08/03/23 07:53	08/04/23 02:46	7439-93-2	
Magnesium	21000	ug/L	1000	45.6	1	08/03/23 07:53	08/04/23 02:46	7439-95-4	
Manganese	309	ug/L	10.0	2.8	1	08/03/23 07:53	08/04/23 02:46	7439-96-5	
Molybdenum	ND	ug/L	10.0	1.2	1	08/03/23 07:53	08/04/23 02:46	7439-98-7	
Potassium	4930	ug/L	1000	219	1	08/03/23 07:53	08/04/23 02:46	7440-09-7	
Silica	7980	ug/L	450		1	08/03/23 07:53	08/04/23 02:46	7631-86-9	N2
Sodium	56600	ug/L	1000	288	1	08/03/23 07:53	08/04/23 02:46	7440-23-5	
6010 MET ICP, Dissolved									
Analytical Method: EPA 6010 Preparation Method: EPA 3010									
Pace Analytical Services - Indianapolis									
Iron, Dissolved	1950	ug/L	100	28.6	1	08/06/23 16:26	08/08/23 01:18	7439-89-6	
Manganese, Dissolved	331	ug/L	10.0	2.8	1	08/06/23 16:26	08/08/23 01:18	7439-96-5	
Molybdenum, Dissolved	ND	ug/L	10.0	1.2	1	08/06/23 16:26	08/08/23 01:18	7439-98-7	
6020 MET ICPMS									
Analytical Method: EPA 6020 Preparation Method: EPA 200.2									
Pace Analytical Services - Indianapolis									
Antimony	ND	ug/L	1.0	0.13	1	08/04/23 07:33	08/04/23 22:27	7440-36-0	
Arsenic	2.8	ug/L	1.0	0.10	1	08/04/23 07:33	08/04/23 22:27	7440-38-2	
Beryllium	ND	ug/L	0.20	0.026	1	08/04/23 07:33	08/04/23 22:27	7440-41-7	
Cobalt	ND	ug/L	1.0	0.082	1	08/04/23 07:33	08/04/23 22:27	7440-48-4	
Selenium	ND	ug/L	1.0	0.44	1	08/04/23 07:33	08/04/23 22:27	7782-49-2	
Thallium	ND	ug/L	1.0	0.072	1	08/04/23 07:33	08/04/23 22:27	7440-28-0	
7470 Mercury									
Analytical Method: EPA 7470 Preparation Method: EPA 7470									
Pace Analytical Services - Indianapolis									
Mercury	ND	ug/L	0.20	0.12	1	08/06/23 21:08	08/07/23 10:16	7439-97-6	
2320B Alkalinity									
Analytical Method: SM 2320B									
Pace Analytical Services - Indianapolis									
Alkalinity, Total as CaCO3	228	mg/L	10.0	10.0	1		08/02/23 21:59		

REPORT OF LABORATORY ANALYSIS

This report shall not be reproduced, except in full,
 without the written consent of Pace Analytical Services, LLC.



ANALYTICAL RESULTS

Project: Harding Street P1R3

Pace Project No.: 50350643

Sample: Dup-2		Lab ID: 50350643006		Collected: 08/01/23 08:00	Received: 08/02/23 08:20	Matrix: Water			
Parameters	Results	Units	Report Limit	MDL	DF	Prepared	Analyzed	CAS No.	Qual
2320B Alkalinity		Analytical Method: SM 2320B Pace Analytical Services - Indianapolis							
Alkalinity,Bicarbonate (CaCO3)	228	mg/L	10.0	10.0	1		08/02/23 21:59		
Alkalinity,Carbonate (CaCO3)	ND	mg/L	10.0	10.0	1		08/02/23 21:59		
2540C Total Dissolved Solids		Analytical Method: SM 2540C Pace Analytical Services - Indianapolis							
Total Dissolved Solids	528	mg/L	10.0	10.0	1		08/02/23 13:49		
4500H+ pH, Electrometric		Analytical Method: SM 4500-H+B Pace Analytical Services - Indianapolis							
pH at 25 Degrees C	7.0	Std. Units	0.10	0.10	1		08/16/23 12:28		H3
4500S2D Sulfide Water		Analytical Method: SM 4500-S2-D Pace Analytical Services - Indianapolis							
Sulfide	ND	mg/L	0.10	0.025	1		08/02/23 12:25	18496-25-8	
Iron, Ferrous		Analytical Method: HACH 8146 Pace Analytical Services - Indianapolis							
Iron, Ferrous	ND	mg/L	0.20	0.035	1		08/09/23 14:40	15438-31-0	H3,N2
353.2 Nitrogen, NO2/NO3 unpres		Analytical Method: EPA 353.2 Pace Analytical Services - Indianapolis							
Nitrogen, Nitrate	0.11	mg/L	0.10	0.011	1		08/02/23 22:05	14797-55-8	
Nitrogen, Nitrite	ND	mg/L	0.10	0.0040	1		08/02/23 22:05	14797-65-0	
365.1 Total Phosphorus		Analytical Method: EPA 365.1 Preparation Method: EPA 365.1 Pace Analytical Services - Indianapolis							
Phosphate as P04	0.21	mg/L	0.15	0.15	1	08/10/23 12:00	08/14/23 11:47		
5310C TOC		Analytical Method: SM 5310C Pace Analytical Services - Indianapolis							
Total Organic Carbon	1.7	mg/L	1.0	0.24	1		08/07/23 14:28	7440-44-0	
5310C Dissolved Organic Carbon		Analytical Method: SM 5310C Pace Analytical Services - Indianapolis							
Dissolved Organic Carbon	2.0	mg/L	1.0	0.24	1		08/04/23 20:57		

REPORT OF LABORATORY ANALYSIS

This report shall not be reproduced, except in full,
without the written consent of Pace Analytical Services, LLC.



QUALITY CONTROL DATA

Project: Harding Street P1R3

Pace Project No.: 50350643

QC Batch: 747667 Analysis Method: EPA 9056
 QC Batch Method: EPA 9056 Analysis Description: 9056 IC Anions
 Laboratory: Pace Analytical Services - Indianapolis
 Associated Lab Samples: 50350643001, 50350643002, 50350643003, 50350643004, 50350643005, 50350643006

METHOD BLANK: 3427308 Matrix: Water
 Associated Lab Samples: 50350643001, 50350643002, 50350643003, 50350643004, 50350643005, 50350643006

Parameter	Units	Blank Result	Reporting Limit	MDL	Analyzed	Qualifiers
Chloride	mg/L	ND	0.25	0.067	08/12/23 10:28	
Fluoride	mg/L	ND	0.10	0.017	08/12/23 10:28	
Sulfate	mg/L	ND	0.25	0.19	08/12/23 10:28	

LABORATORY CONTROL SAMPLE: 3427309

Parameter	Units	Spike Conc.	LCS Result	LCS % Rec	% Rec Limits	Qualifiers
Chloride	mg/L	2.5	2.3	90	80-120	
Fluoride	mg/L	1	0.95	95	80-120	
Sulfate	mg/L	5	4.7	95	80-120	

MATRIX SPIKE & MATRIX SPIKE DUPLICATE: 3427313 3427314

Parameter	Units	MS		MSD		MS Result	MSD Result	MS % Rec	MSD % Rec	% Rec Limits	RPD	Max RPD	Qual
		50350643001 Result	Spike Conc.	Spike Conc.	Conc.								
Chloride	mg/L	66.5	25	25	87.9	87.9	85	85	80-120	0	15		
Fluoride	mg/L	0.47	1	1	1.5	1.5	98	99	80-120	0	15		
Sulfate	mg/L	242	50	50	278	277	72	71	80-120	0	15	M0	

Results presented on this page are in the units indicated by the "Units" column except where an alternate unit is presented to the right of the result.

REPORT OF LABORATORY ANALYSIS

This report shall not be reproduced, except in full, without the written consent of Pace Analytical Services, LLC.



QUALITY CONTROL DATA

Project: Harding Street P1R3

Pace Project No.: 50350643

QC Batch:	746985	Analysis Method:	EPA 7470
QC Batch Method:	EPA 7470	Analysis Description:	7470 Mercury
		Laboratory:	Pace Analytical Services - Indianapolis

Associated Lab Samples: 50350643001, 50350643002, 50350643003, 50350643004, 50350643005, 50350643006

METHOD BLANK: 3424584 Matrix: Water

Associated Lab Samples: 50350643001, 50350643002, 50350643003, 50350643004, 50350643005, 50350643006

Parameter	Units	Blank Result	Reporting Limit	MDL	Analyzed	Qualifiers
Mercury	ug/L	ND	0.20	0.12	08/07/23 09:40	

LABORATORY CONTROL SAMPLE: 3424585

Parameter	Units	Spike Conc.	LCS Result	LCS % Rec	% Rec Limits	Qualifiers
Mercury	ug/L	5	4.9	97	80-120	

MATRIX SPIKE & MATRIX SPIKE DUPLICATE: 3424586 3424587

Parameter	Units	50350643004 Result	MS Spike Conc.	MSD Spike Conc.	MS Result	MSD Result	MS % Rec	MSD % Rec	% Rec Limits	RPD	Max RPD	Qual
Mercury	ug/L	ND	5	5	5.0	4.8	100	96	75-125	5	20	

Results presented on this page are in the units indicated by the "Units" column except where an alternate unit is presented to the right of the result.

REPORT OF LABORATORY ANALYSIS

This report shall not be reproduced, except in full, without the written consent of Pace Analytical Services, LLC.



QUALITY CONTROL DATA

Project: Harding Street P1R3
 Pace Project No.: 50350643

QC Batch: 746471 Analysis Method: EPA 6010
 QC Batch Method: EPA 3010 Analysis Description: 6010 MET
 Laboratory: Pace Analytical Services - Indianapolis
 Associated Lab Samples: 50350643001, 50350643002, 50350643003, 50350643004, 50350643005, 50350643006

METHOD BLANK: 3421991 Matrix: Water
 Associated Lab Samples: 50350643001, 50350643002, 50350643003, 50350643004, 50350643005, 50350643006

Parameter	Units	Blank Result	Reporting Limit	MDL	Analyzed	Qualifiers
Aluminum	ug/L	ND	200	42.2	08/04/23 01:55	
Barium	ug/L	ND	10.0	1.9	08/04/23 01:55	
Boron	ug/L	ND	100	12.3	08/04/23 01:55	
Cadmium	ug/L	ND	2.0	0.59	08/04/23 01:55	
Calcium	ug/L	ND	1000	143	08/04/23 01:55	
Chromium	ug/L	ND	10.0	1.4	08/04/23 01:55	
Iron	ug/L	ND	100	28.6	08/04/23 01:55	
Lead	ug/L	ND	10.0	3.1	08/04/23 01:55	
Lithium	ug/L	ND	20.0	6.2	08/04/23 01:55	
Magnesium	ug/L	ND	1000	45.6	08/04/23 01:55	
Manganese	ug/L	ND	10.0	2.8	08/04/23 01:55	
Molybdenum	ug/L	ND	10.0	1.2	08/04/23 01:55	
Potassium	ug/L	ND	1000	219	08/04/23 01:55	
Silica	ug/L	ND	450		08/04/23 01:55	N2
Sodium	ug/L	ND	1000	288	08/04/23 01:55	

LABORATORY CONTROL SAMPLE: 3421992

Parameter	Units	Spike Conc.	LCS Result	LCS % Rec	% Rec Limits	Qualifiers
Aluminum	ug/L	10000	9280	93	80-120	
Barium	ug/L	1000	1000	100	80-120	
Boron	ug/L	1000	937	94	80-120	
Cadmium	ug/L	1000	955	95	80-120	
Calcium	ug/L	10000	9600	96	80-120	
Chromium	ug/L	1000	952	95	80-120	
Iron	ug/L	10000	9700	97	80-120	
Lead	ug/L	1000	936	94	80-120	
Lithium	ug/L	1000	989	99	80-120	
Magnesium	ug/L	10000	9320	93	80-120	
Manganese	ug/L	1000	952	95	80-120	
Molybdenum	ug/L	1000	1010	101	80-120	
Potassium	ug/L	10000	9750	97	80-120	
Silica	ug/L	10700	10300	96	80-120	N2
Sodium	ug/L	10000	9570	96	80-120	

Results presented on this page are in the units indicated by the "Units" column except where an alternate unit is presented to the right of the result.

REPORT OF LABORATORY ANALYSIS

This report shall not be reproduced, except in full,
 without the written consent of Pace Analytical Services, LLC.



QUALITY CONTROL DATA

Project: Harding Street P1R3

Pace Project No.: 50350643

MATRIX SPIKE & MATRIX SPIKE DUPLICATE: 3421993 3421994														
Parameter	Units	50350546002		MS	MSD	3421994		% Rec	% Rec	% Rec	Limits	RPD	Max RPD	Qual
		Result	Conc.	Spike Conc.	Spike Conc.	MS Result	MSD Result							
Aluminum	ug/L	ND	10000	10000	10000	9320	9640	93	96	75-125	3	20		
Barium	ug/L	75.4	1000	1000	1000	1050	1070	97	99	75-125	2	20		
Boron	ug/L	1390	1000	1000	1000	2330	2360	94	97	75-125	1	20		
Cadmium	ug/L	ND	1000	1000	1000	976	976	98	98	75-125	0	20		
Calcium	ug/L	90300	10000	10000	10000	97700	99800	74	95	75-125	2	20	P6	
Chromium	ug/L	ND	1000	1000	1000	949	964	95	96	75-125	2	20		
Iron	ug/L	2060	10000	10000	10000	11400	11800	93	97	75-125	4	20		
Lead	ug/L	ND	1000	1000	1000	896	907	90	91	75-125	1	20		
Lithium	ug/L	ND	1000	1000	1000	992	1010	98	100	75-125	2	20		
Magnesium	ug/L	22200	10000	10000	10000	30900	31900	87	97	75-125	3	20		
Manganese	ug/L	73.8	1000	1000	1000	989	1030	91	96	75-125	4	20		
Molybdenum	ug/L	ND	1000	1000	1000	1030	1030	102	102	75-125	0	20		
Potassium	ug/L	2160	10000	10000	10000	11900	12200	97	100	75-125	2	20		
Silica	ug/L	12100	10700	10700	10700	22200	22400	95	97	75-125	1	20	N2	
Sodium	ug/L	56700	10000	10000	10000	65400	65500	87	88	75-125	0	20		

Results presented on this page are in the units indicated by the "Units" column except where an alternate unit is presented to the right of the result.

REPORT OF LABORATORY ANALYSIS

This report shall not be reproduced, except in full, without the written consent of Pace Analytical Services, LLC.



QUALITY CONTROL DATA

Project: Harding Street P1R3
 Pace Project No.: 50350643

QC Batch: 746746 Analysis Method: EPA 6010
 QC Batch Method: EPA 3010 Analysis Description: 6010 MET Dissolved
 Laboratory: Pace Analytical Services - Indianapolis
 Associated Lab Samples: 50350643001, 50350643002, 50350643003, 50350643004, 50350643005, 50350643006

METHOD BLANK: 3423131 Matrix: Water
 Associated Lab Samples: 50350643001, 50350643002, 50350643003, 50350643004, 50350643005, 50350643006

Parameter	Units	Blank Result	Reporting Limit	MDL	Analyzed	Qualifiers
Iron, Dissolved	ug/L	ND	100	28.6	08/08/23 00:03	
Manganese, Dissolved	ug/L	ND	10.0	2.8	08/08/23 00:03	
Molybdenum, Dissolved	ug/L	ND	10.0	1.2	08/08/23 00:03	

LABORATORY CONTROL SAMPLE: 3423132

Parameter	Units	Spike Conc.	LCS Result	LCS % Rec	% Rec Limits	Qualifiers
Iron, Dissolved	ug/L	10000	9840	98	80-120	
Manganese, Dissolved	ug/L	1000	976	98	80-120	
Molybdenum, Dissolved	ug/L	1000	997	100	80-120	

MATRIX SPIKE & MATRIX SPIKE DUPLICATE: 3423133 3423134

Parameter	Units	50350828009		3423133		3423134		% Rec Limits	RPD	Max RPD	Qual
		Result	MS Spike Conc.	MSD Spike Conc.	MS Result	MSD Result	MS % Rec				
Iron, Dissolved	ug/L	ND	10000	10000	9380	9590	94	96	75-125	2	20
Manganese, Dissolved	ug/L	11.0	1000	1000	948	965	94	95	75-125	2	20
Molybdenum, Dissolved	ug/L	ND	1000	1000	988	1020	99	102	75-125	3	20

Results presented on this page are in the units indicated by the "Units" column except where an alternate unit is presented to the right of the result.

REPORT OF LABORATORY ANALYSIS

This report shall not be reproduced, except in full,
 without the written consent of Pace Analytical Services, LLC.



QUALITY CONTROL DATA

Project: Harding Street P1R3

Pace Project No.: 50350643

QC Batch:	746513	Analysis Method:	EPA 6020
QC Batch Method:	EPA 200.2	Analysis Description:	6020 MET
		Laboratory:	Pace Analytical Services - Indianapolis

Associated Lab Samples: 50350643001, 50350643002, 50350643003, 50350643004, 50350643005, 50350643006

METHOD BLANK: 3422168 Matrix: Water

Associated Lab Samples: 50350643001, 50350643002, 50350643003, 50350643004, 50350643005, 50350643006

Parameter	Units	Blank Result	Reporting Limit	MDL	Analyzed	Qualifiers
Antimony	ug/L	ND	1.0	0.13	08/04/23 21:19	
Arsenic	ug/L	ND	1.0	0.10	08/04/23 21:19	
Beryllium	ug/L	ND	0.20	0.026	08/04/23 21:19	
Cobalt	ug/L	ND	1.0	0.082	08/04/23 21:19	
Selenium	ug/L	ND	1.0	0.44	08/04/23 21:19	
Thallium	ug/L	ND	1.0	0.072	08/04/23 21:19	

LABORATORY CONTROL SAMPLE: 3422169

Parameter	Units	Spike Conc.	LCS Result	LCS % Rec	% Rec Limits	Qualifiers
Antimony	ug/L	40	40.7	102	80-120	
Arsenic	ug/L	40	38.8	97	80-120	
Beryllium	ug/L	40	38.9	97	80-120	
Cobalt	ug/L	40	40.3	101	80-120	
Selenium	ug/L	40	37.9	95	80-120	
Thallium	ug/L	40	40.4	101	80-120	

MATRIX SPIKE & MATRIX SPIKE DUPLICATE: 3422170 3422171

Parameter	Units	MS		MSD		MS % Rec	MSD % Rec	% Rec Limits	RPD	Max RPD	Qual
		Spike Conc.	Result	Spike Conc.	Result						
Antimony	ug/L	ND	40	40	41.4	42.5	103	106	75-125	3	20
Arsenic	ug/L	14.3	40	40	52.1	54.1	94	99	75-125	4	20
Beryllium	ug/L	ND	40	40	38.5	39.1	96	98	75-125	2	20
Cobalt	ug/L	ND	40	40	37.9	38.1	94	95	75-125	1	20
Selenium	ug/L	ND	40	40	37.5	38.5	93	96	75-125	3	20
Thallium	ug/L	ND	40	40	40.5	41.6	101	104	75-125	3	20

Results presented on this page are in the units indicated by the "Units" column except where an alternate unit is presented to the right of the result.

REPORT OF LABORATORY ANALYSIS

This report shall not be reproduced, except in full, without the written consent of Pace Analytical Services, LLC.



QUALITY CONTROL DATA

Project: Harding Street P1R3

Pace Project No.: 50350643

QC Batch: 746470 Analysis Method: SM 2320B
 QC Batch Method: SM 2320B Analysis Description: 2320B Alkalinity
 Laboratory: Pace Analytical Services - Indianapolis
 Associated Lab Samples: 50350643001, 50350643002, 50350643003, 50350643004, 50350643005, 50350643006

METHOD BLANK: 3421986 Matrix: Water
 Associated Lab Samples: 50350643001, 50350643002, 50350643003, 50350643004, 50350643005, 50350643006

Parameter	Units	Blank Result	Reporting Limit	MDL	Analyzed	Qualifiers
Alkalinity, Total as CaCO3	mg/L	ND	10.0	10.0	08/02/23 21:59	
Alkalinity,Bicarbonate (CaCO3)	mg/L	ND	10.0	10.0	08/02/23 21:59	
Alkalinity,Carbonate (CaCO3)	mg/L	ND	10.0	10.0	08/02/23 21:59	

LABORATORY CONTROL SAMPLE: 3421987

Parameter	Units	Spike Conc.	LCS Result	LCS % Rec	% Rec Limits	Qualifiers
Alkalinity, Total as CaCO3	mg/L	50	49.6	99	90-110	

SAMPLE DUPLICATE: 3421988

Parameter	Units	50350546002 Result	Dup Result	RPD	Max RPD	Qualifiers
Alkalinity, Total as CaCO3	mg/L	273	278	2	20	
Alkalinity,Bicarbonate (CaCO3)	mg/L	273	278	2	20	
Alkalinity,Carbonate (CaCO3)	mg/L	ND	ND		20	

SAMPLE DUPLICATE: 3421989

Parameter	Units	50350639002 Result	Dup Result	RPD	Max RPD	Qualifiers
Alkalinity, Total as CaCO3	mg/L	257	264	3	20	
Alkalinity,Bicarbonate (CaCO3)	mg/L	257	264	3	20	
Alkalinity,Carbonate (CaCO3)	mg/L	ND	ND		20	

Results presented on this page are in the units indicated by the "Units" column except where an alternate unit is presented to the right of the result.

REPORT OF LABORATORY ANALYSIS

This report shall not be reproduced, except in full, without the written consent of Pace Analytical Services, LLC.



QUALITY CONTROL DATA

Project: Harding Street P1R3

Pace Project No.: 50350643

QC Batch:	746407	Analysis Method:	SM 2540C
QC Batch Method:	SM 2540C	Analysis Description:	2540C Total Dissolved Solids
		Laboratory:	Pace Analytical Services - Indianapolis

Associated Lab Samples: 50350643001, 50350643002, 50350643003, 50350643004, 50350643005, 50350643006

METHOD BLANK: 3421605 Matrix: Water

Associated Lab Samples: 50350643001, 50350643002, 50350643003, 50350643004, 50350643005, 50350643006

Parameter	Units	Blank Result	Reporting Limit	MDL	Analyzed	Qualifiers
Total Dissolved Solids	mg/L	ND	10.0	10.0	08/02/23 13:45	

LABORATORY CONTROL SAMPLE: 3421613

Parameter	Units	Spike Conc.	LCS Result	LCS % Rec	% Rec Limits	Qualifiers
Total Dissolved Solids	mg/L	300	295	98	80-120	

SAMPLE DUPLICATE: 3421606

Parameter	Units	50350639002 Result	Dup Result	RPD	Max RPD	Qualifiers
Total Dissolved Solids	mg/L	624	657	5	10	

SAMPLE DUPLICATE: 3421607

Parameter	Units	50350643004 Result	Dup Result	RPD	Max RPD	Qualifiers
Total Dissolved Solids	mg/L	1180	1190	2	10	

Results presented on this page are in the units indicated by the "Units" column except where an alternate unit is presented to the right of the result.

REPORT OF LABORATORY ANALYSIS

This report shall not be reproduced, except in full, without the written consent of Pace Analytical Services, LLC.



QUALITY CONTROL DATA

Project: Harding Street P1R3

Pace Project No.: 50350643

QC Batch: 748556

Analysis Method: SM 4500-H+B

QC Batch Method: SM 4500-H+B

Analysis Description: 4500H+B pH

Laboratory: Pace Analytical Services - Indianapolis

Associated Lab Samples: 50350643001, 50350643002, 50350643003, 50350643004, 50350643005, 50350643006

SAMPLE DUPLICATE: 3431338

Parameter	Units	50345641003 Result	Dup Result	RPD	Max RPD	Qualifiers
pH at 25 Degrees C	Std. Units	6.6	6.6	1	2	H3

SAMPLE DUPLICATE: 3431339

Parameter	Units	50350775002 Result	Dup Result	RPD	Max RPD	Qualifiers
pH at 25 Degrees C	Std. Units	7.0	6.9	0	2	H3

Results presented on this page are in the units indicated by the "Units" column except where an alternate unit is presented to the right of the result.

REPORT OF LABORATORY ANALYSIS

This report shall not be reproduced, except in full,
without the written consent of Pace Analytical Services, LLC.



QUALITY CONTROL DATA

Project: Harding Street P1R3

Pace Project No.: 50350643

QC Batch:	746348	Analysis Method:	SM 4500-S2-D
QC Batch Method:	SM 4500-S2-D	Analysis Description:	4500S2D Sulfide Water
		Laboratory:	Pace Analytical Services - Indianapolis

Associated Lab Samples: 50350643001, 50350643002, 50350643003, 50350643004

METHOD BLANK: 3421338 Matrix: Water
 Associated Lab Samples: 50350643001, 50350643002, 50350643003, 50350643004

Parameter	Units	Blank Result	Reporting Limit	MDL	Analyzed	Qualifiers
Sulfide	mg/L	ND	0.10	0.025	08/02/23 11:49	

LABORATORY CONTROL SAMPLE: 3421339

Parameter	Units	Spike Conc.	LCS Result	LCS % Rec	% Rec Limits	Qualifiers
Sulfide	mg/L	0.5	0.52	105	90-110	

MATRIX SPIKE & MATRIX SPIKE DUPLICATE: 3421340 3421341

Parameter	Units	50348533003 Result	MS Spike Conc.	MSD Spike Conc.	MS Result	MSD Result	MS % Rec	MSD % Rec	% Rec Limits	RPD	Max RPD	Qual
Sulfide	mg/L	ND	0.5	0.5	0.56	0.56	112	113	90-110	1	20	M3

MATRIX SPIKE SAMPLE: 3421342

Parameter	Units	50350643003 Result	Spike Conc.	MS Result	MS % Rec	% Rec Limits	Qualifiers
Sulfide	mg/L	ND	0.5	0.47	93	90-110	

Results presented on this page are in the units indicated by the "Units" column except where an alternate unit is presented to the right of the result.

REPORT OF LABORATORY ANALYSIS

This report shall not be reproduced, except in full, without the written consent of Pace Analytical Services, LLC.



QUALITY CONTROL DATA

Project: Harding Street P1R3

Pace Project No.: 50350643

QC Batch: 746349

Analysis Method: SM 4500-S2-D

QC Batch Method: SM 4500-S2-D

Analysis Description: 4500S2D Sulfide Water

Laboratory: Pace Analytical Services - Indianapolis

Associated Lab Samples: 50350643005, 50350643006

METHOD BLANK: 3421345

Matrix: Water

Associated Lab Samples: 50350643005, 50350643006

Parameter	Units	Blank Result	Reporting Limit	MDL	Analyzed	Qualifiers
Sulfide	mg/L	ND	0.10	0.025	08/02/23 12:25	

LABORATORY CONTROL SAMPLE: 3421346

Parameter	Units	Spike Conc.	LCS Result	LCS % Rec	% Rec Limits	Qualifiers
Sulfide	mg/L	0.5	0.51	103	90-110	

MATRIX SPIKE & MATRIX SPIKE DUPLICATE: 3421347 3421348

Parameter	Units	50350639002		3421348		MS % Rec	MSD % Rec	% Rec Limits	RPD	Max RPD	Qual	
		MS Spike Conc.	MSD Spike Conc.	MS Result	MSD Result							
Sulfide	mg/L	ND	0.5	0.5	0.55	0.54	106	104	90-110	2	20	

Results presented on this page are in the units indicated by the "Units" column except where an alternate unit is presented to the right of the result.

REPORT OF LABORATORY ANALYSIS

This report shall not be reproduced, except in full, without the written consent of Pace Analytical Services, LLC.



QUALITY CONTROL DATA

Project: Harding Street P1R3

Pace Project No.: 50350643

QC Batch: 747408 Analysis Method: HACH 8146
 QC Batch Method: HACH 8146 Analysis Description: Iron, Ferrous
 Laboratory: Pace Analytical Services - Indianapolis
 Associated Lab Samples: 50350643001, 50350643002, 50350643003, 50350643004, 50350643005, 50350643006

METHOD BLANK: 3426160 Matrix: Water
 Associated Lab Samples: 50350643001, 50350643002, 50350643003, 50350643004, 50350643005, 50350643006

Parameter	Units	Blank Result	Reporting Limit	MDL	Analyzed	Qualifiers
Iron, Ferrous	mg/L	ND	0.20	0.035	08/09/23 14:38	H3,N2

LABORATORY CONTROL SAMPLE: 3426161

Parameter	Units	Spike Conc.	LCS Result	LCS % Rec	% Rec Limits	Qualifiers
Iron, Ferrous	mg/L	1	1.0	104	90-110	H3,N2

MATRIX SPIKE & MATRIX SPIKE DUPLICATE: 3426162 3426163

Parameter	Units	50350546002 Result	MS Spike Conc.	MSD Spike Conc.	MS Result	MSD Result	MS % Rec	MSD % Rec	% Rec Limits	RPD	Max RPD	Qual
Iron, Ferrous	mg/L	ND	1	1	1.0	1.1	102	110	90-110	7	20	H3,N2

MATRIX SPIKE SAMPLE: 3426164

Parameter	Units	50350643001 Result	Spike Conc.	MS Result	MS % Rec	% Rec Limits	Qualifiers
Iron, Ferrous	mg/L	ND	1	1.2	106	90-110	H3,N2

Results presented on this page are in the units indicated by the "Units" column except where an alternate unit is presented to the right of the result.

REPORT OF LABORATORY ANALYSIS

This report shall not be reproduced, except in full, without the written consent of Pace Analytical Services, LLC.



QUALITY CONTROL DATA

Project: Harding Street P1R3

Pace Project No.: 50350643

QC Batch: 746487 Analysis Method: EPA 353.2
 QC Batch Method: EPA 353.2 Analysis Description: 353.2 Nitrate + Nitrite, Unpres.
 Laboratory: Pace Analytical Services - Indianapolis
 Associated Lab Samples: 50350643001, 50350643002, 50350643003, 50350643004, 50350643005, 50350643006

METHOD BLANK: 3422086 Matrix: Water
 Associated Lab Samples: 50350643001, 50350643002, 50350643003, 50350643004, 50350643005, 50350643006

Parameter	Units	Blank Result	Reporting Limit	MDL	Analyzed	Qualifiers
Nitrogen, Nitrate	mg/L	ND	0.10	0.011	08/02/23 22:00	
Nitrogen, Nitrite	mg/L	ND	0.10	0.0040	08/02/23 22:00	

LABORATORY CONTROL SAMPLE: 3422087

Parameter	Units	Spike Conc.	LCS Result	LCS % Rec	% Rec Limits	Qualifiers
Nitrogen, Nitrate	mg/L	1	1.0	101	90-110	
Nitrogen, Nitrite	mg/L	1	1.0	102	90-110	

MATRIX SPIKE & MATRIX SPIKE DUPLICATE: 3422103 3422088

Parameter	Units	50350643003 Result	MS Spike Conc.	MSD Spike Conc.	MS Result	MSD Result	MS % Rec	MSD % Rec	% Rec Limits	RPD	Max RPD	Qual
Nitrogen, Nitrate	mg/L	ND	1	1	1.0	1.0	99	100	90-110	0	20	
Nitrogen, Nitrite	mg/L	ND	1	1	1.0	1.0	101	101	90-110	0	20	

Results presented on this page are in the units indicated by the "Units" column except where an alternate unit is presented to the right of the result.

REPORT OF LABORATORY ANALYSIS

This report shall not be reproduced, except in full,
 without the written consent of Pace Analytical Services, LLC.



QUALITY CONTROL DATA

Project: Harding Street P1R3

Pace Project No.: 50350643

QC Batch:	747646	Analysis Method:	EPA 365.1
QC Batch Method:	EPA 365.1	Analysis Description:	365.1 Total Phosphorus
		Laboratory:	Pace Analytical Services - Indianapolis

Associated Lab Samples: 50350643001, 50350643002, 50350643003, 50350643004, 50350643005, 50350643006

METHOD BLANK: 3427220 Matrix: Water
 Associated Lab Samples: 50350643001, 50350643002, 50350643003, 50350643004, 50350643005, 50350643006

Parameter	Units	Blank Result	Reporting Limit	MDL	Analyzed	Qualifiers
Phosphate as P04	mg/L	ND	0.15	0.15	08/14/23 11:31	

LABORATORY CONTROL SAMPLE: 3427221

Parameter	Units	Spike Conc.	LCS Result	LCS % Rec	% Rec Limits	Qualifiers
Phosphate as P04	mg/L		1.6			

MATRIX SPIKE & MATRIX SPIKE DUPLICATE: 3427222 3427223

Parameter	Units	50350544010 Result	MS Spike Conc.	MSD Spike Conc.	MS Result	MSD Result	MS % Rec	MSD % Rec	% Rec Limits	RPD	Max RPD	Qual
Phosphate as P04	mg/L	<0.15			1.5	1.6					3	

MATRIX SPIKE SAMPLE: 3427224

Parameter	Units	50350643002 Result	Spike Conc.	MS Result	MS % Rec	% Rec Limits	Qualifiers
Phosphate as P04	mg/L		0.66		2.1		

Results presented on this page are in the units indicated by the "Units" column except where an alternate unit is presented to the right of the result.

REPORT OF LABORATORY ANALYSIS

This report shall not be reproduced, except in full, without the written consent of Pace Analytical Services, LLC.



QUALITY CONTROL DATA

Project: Harding Street P1R3

Pace Project No.: 50350643

QC Batch: 746402

Analysis Method: SM 5310C

QC Batch Method: SM 5310C

Analysis Description: 5310C Total Organic Carbon

Laboratory: Pace Analytical Services - Indianapolis

Associated Lab Samples: 50350643001, 50350643002, 50350643003

METHOD BLANK: 3421557

Matrix: Water

Associated Lab Samples: 50350643001, 50350643002, 50350643003

Parameter	Units	Blank Result	Reporting Limit	MDL	Analyzed	Qualifiers
Total Organic Carbon	mg/L	ND	1.0	0.24	08/03/23 05:28	

LABORATORY CONTROL SAMPLE: 3421558

Parameter	Units	Spike Conc.	LCS Result	LCS % Rec	% Rec Limits	Qualifiers
Total Organic Carbon	mg/L	10	9.7	97	90-110	

MATRIX SPIKE & MATRIX SPIKE DUPLICATE: 3421559 3421560

Parameter	Units	50350546002		50350546005		50350546002		50350546005		% Rec Limits	RPD	Max RPD	Qual
		MS Spike Conc.	MSD Spike Conc.	MS Result	MSD Result	MS % Rec	MSD % Rec						
Total Organic Carbon	mg/L	1.0	10	10	10.8	10.8	97	98	80-120	1	20		

MATRIX SPIKE SAMPLE: 3421561

Parameter	Units	50350546005 Result	Spike Conc.	MS Result	MS % Rec	% Rec Limits	Qualifiers
Total Organic Carbon	mg/L	1.4	10	11.2	98	80-120	

Results presented on this page are in the units indicated by the "Units" column except where an alternate unit is presented to the right of the result.

REPORT OF LABORATORY ANALYSIS

This report shall not be reproduced, except in full, without the written consent of Pace Analytical Services, LLC.



QUALITY CONTROL DATA

Project: Harding Street P1R3
 Pace Project No.: 50350643

QC Batch: 746797 Analysis Method: SM 5310C
 QC Batch Method: SM 5310C Analysis Description: 5310C Total Organic Carbon
 Laboratory: Pace Analytical Services - Indianapolis
 Associated Lab Samples: 50350643004, 50350643005, 50350643006

METHOD BLANK: 3423334 Matrix: Water
 Associated Lab Samples: 50350643004, 50350643005, 50350643006

Parameter	Units	Blank Result	Reporting Limit	MDL	Analyzed	Qualifiers
Total Organic Carbon	mg/L	ND	1.0	0.24	08/04/23 22:09	

LABORATORY CONTROL SAMPLE: 3423335

Parameter	Units	Spike Conc.	LCS Result	LCS % Rec	% Rec Limits	Qualifiers
Total Organic Carbon	mg/L	10	10	100	90-110	

MATRIX SPIKE & MATRIX SPIKE DUPLICATE: 3423336 3423337

Parameter	Units	50350639002		50350639003		MS Result	MSD Result	MS % Rec	MSD % Rec	% Rec Limits	RPD	Max RPD	Qual
		MS Spike Conc.	MSD Spike Conc.	MS Spike Conc.	MSD Spike Conc.								
Total Organic Carbon	mg/L	1.3	40	40	41.1	41.0	99	99	80-120	0	20		

MATRIX SPIKE SAMPLE: 3423338

Parameter	Units	50350639003 Result	Spike Conc.	MS Result	MS % Rec	% Rec Limits	Qualifiers
Total Organic Carbon	mg/L	1.6	40	40.8	98	80-120	

Results presented on this page are in the units indicated by the "Units" column except where an alternate unit is presented to the right of the result.

REPORT OF LABORATORY ANALYSIS

This report shall not be reproduced, except in full,
 without the written consent of Pace Analytical Services, LLC.



QUALITY CONTROL DATA

Project: Harding Street P1R3
 Pace Project No.: 50350643

QC Batch: 746677 Analysis Method: SM 5310C
 QC Batch Method: SM 5310C Analysis Description: 5310C Dissolved Organic Carbon
 Laboratory: Pace Analytical Services - Indianapolis
 Associated Lab Samples: 50350643001, 50350643002, 50350643003, 50350643004, 50350643005, 50350643006

METHOD BLANK: 3422788 Matrix: Water
 Associated Lab Samples: 50350643001, 50350643002, 50350643003, 50350643004, 50350643005, 50350643006

Parameter	Units	Blank Result	Reporting Limit	MDL	Analyzed	Qualifiers
Dissolved Organic Carbon	mg/L	ND	1.0	0.24	08/04/23 11:29	

LABORATORY CONTROL SAMPLE: 3422789

Parameter	Units	Spike Conc.	LCS Result	LCS % Rec	% Rec Limits	Qualifiers
Dissolved Organic Carbon	mg/L	10	9.8	98	90-110	

MATRIX SPIKE & MATRIX SPIKE DUPLICATE: 3422790 3422791

Parameter	Units	50350546002 Result	MS Spike Conc.	MSD Spike Conc.	MS Result	MSD Result	MS % Rec	MSD % Rec	% Rec Limits	RPD	Max RPD	Qual
Dissolved Organic Carbon	mg/L	ND	10	10	10.7	10.8	98	98	80-120	0	20	

MATRIX SPIKE & MATRIX SPIKE DUPLICATE: 3422796 3422797

Parameter	Units	50350639002 Result	MS Spike Conc.	MSD Spike Conc.	MS Result	MSD Result	MS % Rec	MSD % Rec	% Rec Limits	RPD	Max RPD	Qual
Dissolved Organic Carbon	mg/L	1.2	10	10	11.1	11.0	98	98	80-120	0	20	

Results presented on this page are in the units indicated by the "Units" column except where an alternate unit is presented to the right of the result.

REPORT OF LABORATORY ANALYSIS

This report shall not be reproduced, except in full,
 without the written consent of Pace Analytical Services, LLC.



ANALYTICAL RESULTS - RADIOCHEMISTRY

Project: Harding Street P1R3

Pace Project No.: 50350643

Sample: MW-2D1 **Lab ID: 50350643001** Collected: 08/01/23 11:30 Received: 08/02/23 08:20 Matrix: Water
 PWS: Site ID: Sample Type:

Parameters	Method	Act ± Unc (MDC) Carr Trac	Units	Analyzed	CAS No.	Qual
	Pace Analytical Services - Greensburg					
Radium-226	EPA 903.1	6.13 ± 1.47 (0.882) C:NA T:91%	pCi/L	08/22/23 12:46	13982-63-3	
	Pace Analytical Services - Greensburg					
Radium-228	EPA 904.0	1.36 ± 0.591 (0.993) C:80% T:80%	pCi/L	08/21/23 16:38	15262-20-1	
	Pace Analytical Services - Greensburg					
Total Radium	Total Radium Calculation	7.49 ± 2.06 (1.88)	pCi/L	08/23/23 11:43	7440-14-4	

REPORT OF LABORATORY ANALYSIS

This report shall not be reproduced, except in full, without the written consent of Pace Analytical Services, LLC.



ANALYTICAL RESULTS - RADIOCHEMISTRY

Project: Harding Street P1R3

Pace Project No.: 50350643

Sample: MW-8D **Lab ID: 50350643002** Collected: 08/01/23 11:15 Received: 08/02/23 08:20 Matrix: Water
 PWS: Site ID: Sample Type:

Parameters	Method	Act ± Unc (MDC) Carr Trac	Units	Analyzed	CAS No.	Qual
Pace Analytical Services - Greensburg						
Radium-226	EPA 903.1	1.82 ± 0.850 (0.948) C:NA T:89%	pCi/L	08/22/23 12:46	13982-63-3	
Pace Analytical Services - Greensburg						
Radium-228	EPA 904.0	0.265 ± 0.456 (0.996) C:77% T:79%	pCi/L	08/21/23 16:38	15262-20-1	
Pace Analytical Services - Greensburg						
Total Radium	Total Radium Calculation	2.09 ± 1.31 (1.94)	pCi/L	08/23/23 11:43	7440-14-4	

REPORT OF LABORATORY ANALYSIS

This report shall not be reproduced, except in full, without the written consent of Pace Analytical Services, LLC.



ANALYTICAL RESULTS - RADIOCHEMISTRY

Project: Harding Street P1R3

Pace Project No.: 50350643

Sample: MW-16S **Lab ID: 50350643003** Collected: 08/01/23 13:00 Received: 08/02/23 08:20 Matrix: Water
 PWS: Site ID: Sample Type:

Parameters	Method	Act ± Unc (MDC) Carr Trac	Units	Analyzed	CAS No.	Qual
Pace Analytical Services - Greensburg						
Radium-226	EPA 903.1	0.285 ± 0.462 (0.803) C:NA T:94%	pCi/L	08/22/23 12:46	13982-63-3	
Pace Analytical Services - Greensburg						
Radium-228	EPA 904.0	0.964 ± 0.486 (0.862) C:81% T:85%	pCi/L	08/21/23 16:38	15262-20-1	
Pace Analytical Services - Greensburg						
Total Radium	Total Radium Calculation	1.25 ± 0.948 (1.67)	pCi/L	08/23/23 11:43	7440-14-4	

REPORT OF LABORATORY ANALYSIS

This report shall not be reproduced, except in full, without the written consent of Pace Analytical Services, LLC.



ANALYTICAL RESULTS - RADIOCHEMISTRY

Project: Harding Street P1R3

Pace Project No.: 50350643

Sample: MW-16D **Lab ID: 50350643004** Collected: 08/01/23 12:05 Received: 08/02/23 08:20 Matrix: Water
 PWS: Site ID: Sample Type:

Parameters	Method	Act ± Unc (MDC) Carr Trac	Units	Analyzed	CAS No.	Qual
	Pace Analytical Services - Greensburg					
Radium-226	EPA 903.1	0.477 ± 0.550 (0.894) C:NA T:92%	pCi/L	08/22/23 12:46	13982-63-3	
	Pace Analytical Services - Greensburg					
Radium-228	EPA 904.0	1.29 ± 0.606 (1.06) C:78% T:78%	pCi/L	08/21/23 16:38	15262-20-1	
	Pace Analytical Services - Greensburg					
Total Radium	Total Radium Calculation	1.77 ± 1.16 (1.95)	pCi/L	08/23/23 11:43	7440-14-4	

REPORT OF LABORATORY ANALYSIS

This report shall not be reproduced, except in full, without the written consent of Pace Analytical Services, LLC.



ANALYTICAL RESULTS - RADIOCHEMISTRY

Project: Harding Street P1R3

Pace Project No.: 50350643

Sample: MW-17D **Lab ID: 50350643005** Collected: 08/01/23 10:15 Received: 08/02/23 08:20 Matrix: Water
 PWS: Site ID: Sample Type:

Parameters	Method	Act ± Unc (MDC) Carr Trac	Units	Analyzed	CAS No.	Qual
Pace Analytical Services - Greensburg						
Radium-226	EPA 903.1	0.914 ± 0.578 (0.653) C:NA T:86%	pCi/L	08/22/23 12:46	13982-63-3	
Pace Analytical Services - Greensburg						
Radium-228	EPA 904.0	0.680 ± 0.398 (0.734) C:81% T:90%	pCi/L	08/21/23 16:39	15262-20-1	
Pace Analytical Services - Greensburg						
Total Radium	Total Radium Calculation	1.59 ± 0.976 (1.39)	pCi/L	08/23/23 11:43	7440-14-4	

REPORT OF LABORATORY ANALYSIS

This report shall not be reproduced, except in full,
 without the written consent of Pace Analytical Services, LLC.



ANALYTICAL RESULTS - RADIOCHEMISTRY

Project: Harding Street P1R3

Pace Project No.: 50350643

Sample: Dup-2 **Lab ID: 50350643006** Collected: 08/01/23 08:00 Received: 08/02/23 08:20 Matrix: Water
PWS: Site ID: Sample Type:

Parameters	Method	Act ± Unc (MDC) Carr Trac	Units	Analyzed	CAS No.	Qual
Pace Analytical Services - Greensburg						
Radium-226	EPA 903.1	0.470 ± 0.661 (1.12) C:NA T:89%	pCi/L	08/22/23 12:46	13982-63-3	
Pace Analytical Services - Greensburg						
Radium-228	EPA 904.0	0.422 ± 0.397 (0.810) C:82% T:79%	pCi/L	08/21/23 16:39	15262-20-1	
Pace Analytical Services - Greensburg						
Total Radium	Total Radium Calculation	0.892 ± 1.06 (1.93)	pCi/L	08/23/23 11:43	7440-14-4	

REPORT OF LABORATORY ANALYSIS

This report shall not be reproduced, except in full, without the written consent of Pace Analytical Services, LLC.



QUALITY CONTROL - RADIOCHEMISTRY

Project: Harding Street P1R3

Pace Project No.: 50350643

QC Batch: 606959

Analysis Method: EPA 903.1

QC Batch Method: EPA 903.1

Analysis Description: 903.1 Radium-226

Laboratory: Pace Analytical Services - Greensburg

Associated Lab Samples: 50350643001, 50350643002, 50350643003, 50350643004, 50350643005, 50350643006

METHOD BLANK: 2952337

Matrix: Water

Associated Lab Samples: 50350643001, 50350643002, 50350643003, 50350643004, 50350643005, 50350643006

Parameter	Act ± Unc (MDC) Carr Trac	Units	Analyzed	Qualifiers
Radium-226	0.218 ± 0.339 (0.587) C:NA T:87%	pCi/L	08/22/23 12:46	

Results presented on this page are in the units indicated by the "Units" column except where an alternate unit is presented to the right of the result.

REPORT OF LABORATORY ANALYSIS

This report shall not be reproduced, except in full, without the written consent of Pace Analytical Services, LLC.



QUALITY CONTROL - RADIOCHEMISTRY

Project: Harding Street P1R3

Pace Project No.: 50350643

QC Batch: 606960

Analysis Method: EPA 904.0

QC Batch Method: EPA 904.0

Analysis Description: 904.0 Radium 228

Laboratory: Pace Analytical Services - Greensburg

Associated Lab Samples: 50350643001, 50350643002, 50350643003, 50350643004, 50350643005, 50350643006

METHOD BLANK: 2952341

Matrix: Water

Associated Lab Samples: 50350643001, 50350643002, 50350643003, 50350643004, 50350643005, 50350643006

Parameter	Act ± Unc (MDC) Carr Trac	Units	Analyzed	Qualifiers
Radium-228	0.0807 ± 0.374 (0.853) C:78% T:78%	pCi/L	08/21/23 16:38	

Results presented on this page are in the units indicated by the "Units" column except where an alternate unit is presented to the right of the result.

REPORT OF LABORATORY ANALYSIS

This report shall not be reproduced, except in full, without the written consent of Pace Analytical Services, LLC.



QUALIFIERS

Project: Harding Street P1R3

Pace Project No.: 50350643

DEFINITIONS

DF - Dilution Factor, if reported, represents the factor applied to the reported data due to dilution of the sample aliquot.

ND - Not Detected at or above adjusted reporting limit.

TNTC - Too Numerous To Count

J - Estimated concentration above the adjusted method detection limit and below the adjusted reporting limit.

MDL - Adjusted Method Detection Limit.

PQL - Practical Quantitation Limit.

RL - Reporting Limit - The lowest concentration value that meets project requirements for quantitative data with known precision and bias for a specific analyte in a specific matrix.

S - Surrogate

1,2-Diphenylhydrazine decomposes to and cannot be separated from Azobenzene using Method 8270. The result for each analyte is a combined concentration.

Consistent with EPA guidelines, unrounded data are displayed and have been used to calculate % recovery and RPD values.

LCS(D) - Laboratory Control Sample (Duplicate)

MS(D) - Matrix Spike (Duplicate)

DUP - Sample Duplicate

RPD - Relative Percent Difference

NC - Not Calculable.

SG - Silica Gel - Clean-Up

U - Indicates the compound was analyzed for, but not detected.

N-Nitrosodiphenylamine decomposes and cannot be separated from Diphenylamine using Method 8270. The result reported for each analyte is a combined concentration.

Reported results are not rounded until the final step prior to reporting. Therefore, calculated parameters that are typically reported as "Total" may vary slightly from the sum of the reported component parameters.

Act - Activity

Unc - Uncertainty: SDWA = 1.96 sigma count uncertainty, all other matrices = Expanded Uncertainty (95% confidence interval).

Gamma Spec = Expanded Uncertainty (95.4% Confidence Interval)

(MDC) - Minimum Detectable Concentration

Trac - Tracer Recovery (%)

Carr - Carrier Recovery (%)

Pace Analytical is TNI accredited. Contact your Pace PM for the current list of accredited analytes.

TNI - The NELAC Institute.

ANALYTE QUALIFIERS

H3 Sample was received or analysis requested beyond the recognized method holding time.

M0 Matrix spike recovery and/or matrix spike duplicate recovery was outside laboratory control limits.

M3 Matrix spike recovery was outside laboratory control limits due to matrix interferences.

N2 The lab does not hold NELAC/TNI accreditation for this parameter but other accreditations/certifications may apply. A complete list of accreditations/certifications is available upon request.

P6 Matrix spike recovery was outside laboratory control limits due to a parent sample concentration notably higher than the spike level.

REPORT OF LABORATORY ANALYSIS

This report shall not be reproduced, except in full,
without the written consent of Pace Analytical Services, LLC.



QUALITY CONTROL DATA CROSS REFERENCE TABLE

Project: Harding Street P1R3

Pace Project No.: 50350643

Lab ID	Sample ID	QC Batch Method	QC Batch	Analytical Method	Analytical Batch
50350643001	MW-2D1	EPA 9056	747667		
50350643002	MW-8D	EPA 9056	747667		
50350643003	MW-16S	EPA 9056	747667		
50350643004	MW-16D	EPA 9056	747667		
50350643005	MW-17D	EPA 9056	747667		
50350643006	Dup-2	EPA 9056	747667		
50350643001	MW-2D1	EPA 3010	746471	EPA 6010	746718
50350643002	MW-8D	EPA 3010	746471	EPA 6010	746718
50350643003	MW-16S	EPA 3010	746471	EPA 6010	746718
50350643004	MW-16D	EPA 3010	746471	EPA 6010	746718
50350643005	MW-17D	EPA 3010	746471	EPA 6010	746718
50350643006	Dup-2	EPA 3010	746471	EPA 6010	746718
50350643001	MW-2D1	EPA 3010	746746	EPA 6010	747168
50350643002	MW-8D	EPA 3010	746746	EPA 6010	747168
50350643003	MW-16S	EPA 3010	746746	EPA 6010	747168
50350643004	MW-16D	EPA 3010	746746	EPA 6010	747168
50350643005	MW-17D	EPA 3010	746746	EPA 6010	747168
50350643006	Dup-2	EPA 3010	746746	EPA 6010	747168
50350643001	MW-2D1	EPA 200.2	746513	EPA 6020	746850
50350643002	MW-8D	EPA 200.2	746513	EPA 6020	746850
50350643003	MW-16S	EPA 200.2	746513	EPA 6020	746850
50350643004	MW-16D	EPA 200.2	746513	EPA 6020	746850
50350643005	MW-17D	EPA 200.2	746513	EPA 6020	746850
50350643006	Dup-2	EPA 200.2	746513	EPA 6020	746850
50350643001	MW-2D1	EPA 7470	746985	EPA 7470	746995
50350643002	MW-8D	EPA 7470	746985	EPA 7470	746995
50350643003	MW-16S	EPA 7470	746985	EPA 7470	746995
50350643004	MW-16D	EPA 7470	746985	EPA 7470	746995
50350643005	MW-17D	EPA 7470	746985	EPA 7470	746995
50350643006	Dup-2	EPA 7470	746985	EPA 7470	746995
50350643001	MW-2D1	EPA 903.1	606959		
50350643002	MW-8D	EPA 903.1	606959		
50350643003	MW-16S	EPA 903.1	606959		
50350643004	MW-16D	EPA 903.1	606959		
50350643005	MW-17D	EPA 903.1	606959		
50350643006	Dup-2	EPA 903.1	606959		
50350643001	MW-2D1	EPA 904.0	606960		
50350643002	MW-8D	EPA 904.0	606960		
50350643003	MW-16S	EPA 904.0	606960		
50350643004	MW-16D	EPA 904.0	606960		
50350643005	MW-17D	EPA 904.0	606960		
50350643006	Dup-2	EPA 904.0	606960		
50350643001	MW-2D1	Total Radium Calculation	610583		
50350643002	MW-8D	Total Radium Calculation	610583		
50350643003	MW-16S	Total Radium Calculation	610583		

REPORT OF LABORATORY ANALYSIS

This report shall not be reproduced, except in full, without the written consent of Pace Analytical Services, LLC.



QUALITY CONTROL DATA CROSS REFERENCE TABLE

Project: Harding Street P1R3

Pace Project No.: 50350643

Lab ID	Sample ID	QC Batch Method	QC Batch	Analytical Method	Analytical Batch
50350643004	MW-16D	Total Radium Calculation	610583		
50350643005	MW-17D	Total Radium Calculation	610583		
50350643006	Dup-2	Total Radium Calculation	610583		
50350643001	MW-2D1	SM 2320B	746470		
50350643002	MW-8D	SM 2320B	746470		
50350643003	MW-16S	SM 2320B	746470		
50350643004	MW-16D	SM 2320B	746470		
50350643005	MW-17D	SM 2320B	746470		
50350643006	Dup-2	SM 2320B	746470		
50350643001	MW-2D1	SM 2540C	746407		
50350643002	MW-8D	SM 2540C	746407		
50350643003	MW-16S	SM 2540C	746407		
50350643004	MW-16D	SM 2540C	746407		
50350643005	MW-17D	SM 2540C	746407		
50350643006	Dup-2	SM 2540C	746407		
50350643001	MW-2D1	SM 4500-H+B	748556		
50350643002	MW-8D	SM 4500-H+B	748556		
50350643003	MW-16S	SM 4500-H+B	748556		
50350643004	MW-16D	SM 4500-H+B	748556		
50350643005	MW-17D	SM 4500-H+B	748556		
50350643006	Dup-2	SM 4500-H+B	748556		
50350643001	MW-2D1	SM 4500-S2-D	746348		
50350643002	MW-8D	SM 4500-S2-D	746348		
50350643003	MW-16S	SM 4500-S2-D	746348		
50350643004	MW-16D	SM 4500-S2-D	746348		
50350643005	MW-17D	SM 4500-S2-D	746349		
50350643006	Dup-2	SM 4500-S2-D	746349		
50350643001	MW-2D1	HACH 8146	747408		
50350643002	MW-8D	HACH 8146	747408		
50350643003	MW-16S	HACH 8146	747408		
50350643004	MW-16D	HACH 8146	747408		
50350643005	MW-17D	HACH 8146	747408		
50350643006	Dup-2	HACH 8146	747408		
50350643001	MW-2D1	EPA 353.2	746487		
50350643002	MW-8D	EPA 353.2	746487		
50350643003	MW-16S	EPA 353.2	746487		
50350643004	MW-16D	EPA 353.2	746487		
50350643005	MW-17D	EPA 353.2	746487		
50350643006	Dup-2	EPA 353.2	746487		
50350643001	MW-2D1	EPA 365.1	747646	EPA 365.1	748124
50350643002	MW-8D	EPA 365.1	747646	EPA 365.1	748124
50350643003	MW-16S	EPA 365.1	747646	EPA 365.1	748124
50350643004	MW-16D	EPA 365.1	747646	EPA 365.1	748124
50350643005	MW-17D	EPA 365.1	747646	EPA 365.1	748124
50350643006	Dup-2	EPA 365.1	747646	EPA 365.1	748124

REPORT OF LABORATORY ANALYSIS

This report shall not be reproduced, except in full, without the written consent of Pace Analytical Services, LLC.



QUALITY CONTROL DATA CROSS REFERENCE TABLE

Project: Harding Street P1R3

Pace Project No.: 50350643

Lab ID	Sample ID	QC Batch Method	QC Batch	Analytical Method	Analytical Batch
50350643001	MW-2D1	SM 5310C	746402		
50350643002	MW-8D	SM 5310C	746402		
50350643003	MW-16S	SM 5310C	746402		
50350643004	MW-16D	SM 5310C	746797		
50350643005	MW-17D	SM 5310C	746797		
50350643006	Dup-2	SM 5310C	746797		
50350643001	MW-2D1	SM 5310C	746677		
50350643002	MW-8D	SM 5310C	746677		
50350643003	MW-16S	SM 5310C	746677		
50350643004	MW-16D	SM 5310C	746677		
50350643005	MW-17D	SM 5310C	746677		
50350643006	Dup-2	SM 5310C	746677		

REPORT OF LABORATORY ANALYSIS

This report shall not be reproduced, except in full,
without the written consent of Pace Analytical Services, LLC.



SAMPLE CONDITION UPON RECEIPT FORM

Date/Time and Initials of person examining contents: DMP 08/02/23 0829

1. Courier: FED EX UPS CLIENT PACE NOW/JETT OTHER _____

2. Custody Seal on Cooler/Box Present: Yes No
 (If yes) Seals Intact: Yes No (leave blank if no seals were present)

3. Thermometer: **1 2 3 4 5 6 7 8 A B C D E F G H**

4. Cooler Temperature(s): 1.6/1.6°C 5.4°/5.4°C
 (Initial/Corrected) RECORD TEMPS OF ALL COOLERS RECEIVED (use Comments below to add more)

5. Packing Material: Bubble Wrap Bubble Bags None Other ZFLC

6. Ice Type: Wet Blue None

7. If temp. is over 6°C or under 0°C, was the PM notified?: Yes No
 Cooler temp should be above freezing to 6°C

All discrepancies will be written out in the comments section below.

	Yes	No		Yes	No	N/A
USDA Regulated Soils? (HI, ID, NY, WA, OR, CA, NM, TX, OK, AR, LA, TN, AL, MS, NC, SC, GA, FL, or Puerto Rico)		<input checked="" type="checkbox"/>	All containers needing acid/base preservation have been pH CHECKED? Exceptions: VOA, coliform, LLHg, O&G, RAD CHEM, and any container with a septum cap or preserved with HCl.			
Short Hold Time Analysis (48 hours or less)? Analysis: <u>NO₂/NO₃ by 3532</u>	<input checked="" type="checkbox"/>		Circle: <u>HNO₃ (<2)</u> <u>H₂SO₄ (<2)</u> <u>NaOH (>10)</u> <u>NaOH/ZnAc (>9)</u> Any non-conformance to pH recommendations will be noted on the container count form	<input checked="" type="checkbox"/>		
Time 5035A TC placed in Freezer or Short Holds To Lab Time: <u>09:10</u>			Residual Chlorine Check (SVOC 625 Pest/PCB 608)	<u>Present</u>	<u>Absent</u>	<u>N/A</u>
Rush TAT Requested (4 days or less):		<input checked="" type="checkbox"/>	Residual Chlorine Check (Total/Amenable/Free Cyanide)			<input checked="" type="checkbox"/>
Custody Signatures Present?	<input checked="" type="checkbox"/>		Headspace Wisconsin Sulfide?			<input checked="" type="checkbox"/>
Containers Intact?:	<input checked="" type="checkbox"/>		Headspace in VOA Vials (>6mm): See Containter Count form for details	<u>Present</u>	<u>Absent</u>	<u>No VOA Vials Sent</u>
Sample Label (IDs/Dates/Times) Match COC?: Except TCs, which only require sample ID	<input checked="" type="checkbox"/>		Trip Blank Present?		<input checked="" type="checkbox"/>	
Extra labels on Terracore Vials? (soils only)		<u>N/A</u>	Trip Blank Custody Seals?:			<input checked="" type="checkbox"/>

COMMENTS:



August 23, 2023

Mr. Mark Breting
ATC Group Services
7988 Centerpoint Drive
Suite 100
Indianapolis, IN 46256

RE: Project: AES/IPL Harding St
Pace Project No.: 50350738

Dear Mr. Breting:

Enclosed are the analytical results for sample(s) received by the laboratory on August 02, 2023. The results relate only to the samples included in this report. Results reported herein conform to the applicable TNI/NELAC Standards and the laboratory's Quality Manual, where applicable, unless otherwise noted in the body of the report.

The test results provided in this final report were generated by each of the following laboratories within the Pace Network:

- Pace Analytical Services - Indianapolis
- Pace Analytical Services - Greensburg

If you have any questions concerning this report, please feel free to contact me.

Sincerely,

Will Statz
will.statz@pacelabs.com
(317)228-3105
Project Manager

Enclosures

cc: Mohammed Bazlamit, Atlas
Mr. Robert Miller, Haley & Aldrich



REPORT OF LABORATORY ANALYSIS

This report shall not be reproduced, except in full,
without the written consent of Pace Analytical Services, LLC.



CERTIFICATIONS

Project: AES/IPL Harding St

Pace Project No.: 50350738

Pace Analytical Services Pennsylvania

1638 Roseytown Rd Suites 2,3&4, Greensburg, PA 15601
 ANAB DOD-ELAP Rad Accreditation #: L2417
 ANABISO/IEC 17025:2017 Rad Cert#: L24170
 Alabama Certification #: 41590
 Arizona Certification #: AZ0734
 Arkansas Certification
 California Certification #: 2950
 Colorado Certification #: PA01547
 Connecticut Certification #: PH-0694
 EPA Region 4 DW Rad
 Florida/TNI Certification #: E87683
 Georgia Certification #: C040
 Guam Certification
 Hawaii Certification
 Idaho Certification
 Illinois Certification
 Indiana Certification
 Iowa Certification #: 391
 Kansas Certification #: E-10358
 Kentucky Certification #: KY90133
 KY WW Permit #: KY0098221
 KY WW Permit #: KY0000221
 Louisiana DHH/TNI Certification #: LA010
 Louisiana DEQ/TNI Certification #: 04086
 Maine Certification #: 2023021
 Maryland Certification #: 308
 Massachusetts Certification #: M-PA1457
 Michigan/PADEP Certification #: 9991

Missouri Certification #: 235
 Montana Certification #: Cert0082
 Nebraska Certification #: NE-OS-29-14
 Nevada Certification #: PA014572023-03
 New Hampshire/TNI Certification #: 297622
 New Jersey/TNI Certification #: PA051
 New Mexico Certification #: PA01457
 New York/TNI Certification #: 10888
 North Carolina Certification #: 42706
 North Dakota Certification #: R-190
 Ohio EPA Rad Approval: #41249
 Oregon/TNI Certification #: PA200002-015
 Pennsylvania/TNI Certification #: 65-00282
 Puerto Rico Certification #: PA01457
 Rhode Island Certification #: 65-00282
 South Dakota Certification
 Tennessee Certification #: TN02867
 Texas/TNI Certification #: T104704188-22-18
 Utah/TNI Certification #: PA014572223-14
 USDA Soil Permit #: 525-23-67-77263
 Vermont Dept. of Health: ID# VT-0282
 Virgin Island/PADEP Certification
 Virginia/VELAP Certification #: 460198
 Washington Certification #: C868
 West Virginia DEP Certification #: 143
 West Virginia DHHR Certification #: 9964C
 Wisconsin Approve List for Rad

Pace Analytical Services Indianapolis

7726 Moller Road, Indianapolis, IN 46268
 Illinois Accreditation #: 200074
 Indiana Drinking Water Laboratory #: C-49-06
 Kansas/TNI Certification #: E-10177
 Kentucky UST Agency Interest #: 80226
 Kentucky WW Laboratory ID #: 98019
 Michigan Drinking Water Laboratory #9050

Ohio VAP Certified Laboratory #: CL0065
 Oklahoma Laboratory #: 9204
 Texas Certification #: T104704355
 Wisconsin Laboratory #: 999788130
 USDA Foreign Soil Permit #: 525-23-13-23119
 USDA Compliance Agreement #: IN-SL-22-001

REPORT OF LABORATORY ANALYSIS

This report shall not be reproduced, except in full,
 without the written consent of Pace Analytical Services, LLC.



SAMPLE SUMMARY

Project: AES/IPL Harding St
Pace Project No.: 50350738

Lab ID	Sample ID	Matrix	Date Collected	Date Received
50350738001	MW-110D	Water	08/02/23 13:50	08/02/23 15:55

REPORT OF LABORATORY ANALYSIS

This report shall not be reproduced, except in full,
without the written consent of Pace Analytical Services, LLC.



SAMPLE ANALYTE COUNT

Project: AES/IPL Harding St

Pace Project No.: 50350738

Lab ID	Sample ID	Method	Analysts	Analytes Reported	Laboratory
50350738001	MW-110D	EPA 9056	ADM	3	PASI-I
		EPA 6010	JPK	15	PASI-I
		EPA 6010	JPK	3	PASI-I
		EPA 6020	MGM	6	PASI-I
		EPA 7470	ILP	1	PASI-I
		EPA 903.1	CLM	1	PASI-PA
		EPA 904.0	VAL	1	PASI-PA
		Total Radium Calculation	JAL	1	PASI-PA
		SM 2320B	DAW	3	PASI-I
		SM 2540C	AEL	1	PASI-I
		SM 4500-H+B	LHZ	1	PASI-I
		SM 4500-S2-D	STS	1	PASI-I
		HACH 8146	BEP	1	PASI-I
		EPA 353.2	DAW	2	PASI-I
		EPA 365.1	YAM	1	PASI-I
		SM 5310C	ATS	1	PASI-I
		SM 5310C	ATS	1	PASI-I

PASI-I = Pace Analytical Services - Indianapolis

PASI-PA = Pace Analytical Services - Greensburg

REPORT OF LABORATORY ANALYSIS

This report shall not be reproduced, except in full,
without the written consent of Pace Analytical Services, LLC.



SUMMARY OF DETECTION

Project: AES/IPL Harding St

Pace Project No.: 50350738

Lab Sample ID Method	Client Sample ID Parameters	Result	Units	Report Limit	Analyzed	Qualifiers
50350738001	MW-110D					
EPA 9056	Chloride	144	mg/L	25.0	08/17/23 12:58	
EPA 9056	Fluoride	0.21	mg/L	0.10	08/17/23 12:42	
EPA 9056	Sulfate	368	mg/L	25.0	08/17/23 12:58	
EPA 6010	Barium	61.3	ug/L	10.0	08/04/23 02:55	
EPA 6010	Boron	4570	ug/L	100	08/04/23 02:55	
EPA 6010	Calcium	160000	ug/L	1000	08/04/23 02:55	
EPA 6010	Chromium	28.1	ug/L	10.0	08/04/23 02:55	
EPA 6010	Iron	3590	ug/L	100	08/04/23 02:55	
EPA 6010	Lithium	52.7	ug/L	20.0	08/04/23 02:55	
EPA 6010	Magnesium	47400	ug/L	1000	08/04/23 02:55	
EPA 6010	Manganese	293	ug/L	10.0	08/04/23 02:55	
EPA 6010	Molybdenum	141	ug/L	10.0	08/04/23 02:55	
EPA 6010	Potassium	8690	ug/L	1000	08/04/23 02:55	
EPA 6010	Silica	12900	ug/L	450	08/04/23 02:55	N2
EPA 6010	Sodium	113000	ug/L	1000	08/04/23 02:55	
EPA 6010	Iron, Dissolved	3250	ug/L	100	08/08/23 01:20	
EPA 6010	Manganese, Dissolved	295	ug/L	10.0	08/08/23 01:20	
EPA 6010	Molybdenum, Dissolved	138	ug/L	10.0	08/08/23 01:20	
EPA 6020	Arsenic	1.5	ug/L	1.0	08/04/23 22:31	
EPA 903.1	Radium-226	0.675 ± 0.656 (1.04) C:NA T:95%	pCi/L		08/23/23 12:07	
EPA 904.0	Radium-228	0.476 ± 0.409 (0.831) C:79% T:84%	pCi/L		08/22/23 12:04	
Total Radium Calculation	Total Radium	1.15 ± 1.07 (1.87)	pCi/L		08/23/23 16:46	
SM 2320B	Alkalinity, Total as CaCO3	258	mg/L	10.0	08/03/23 19:42	
SM 2320B	Alkalinity, Bicarbonate (CaCO3)	258	mg/L	10.0	08/03/23 19:42	
SM 2540C	Total Dissolved Solids	1120	mg/L	20.0	08/04/23 11:35	
SM 4500-H+B	pH at 25 Degrees C	7.3	Std. Units	0.10	08/16/23 12:31	H3
SM 5310C	Total Organic Carbon	1.3	mg/L	1.0	08/07/23 15:27	
SM 5310C	Dissolved Organic Carbon	1.6	mg/L	1.0	08/04/23 21:17	

REPORT OF LABORATORY ANALYSIS

This report shall not be reproduced, except in full,
without the written consent of Pace Analytical Services, LLC.



ANALYTICAL RESULTS

Project: AES/IPL Harding St

Pace Project No.: 50350738

Sample: MW-110D **Lab ID: 50350738001** Collected: 08/02/23 13:50 Received: 08/02/23 15:55 Matrix: Water

Parameters	Results	Units	Report Limit	MDL	DF	Prepared	Analyzed	CAS No.	Qual
9056 IC Anions									
Analytical Method: EPA 9056									
Pace Analytical Services - Indianapolis									
Chloride	144	mg/L	25.0	6.7	100		08/17/23 12:58	16887-00-6	
Fluoride	0.21	mg/L	0.10	0.017	1		08/17/23 12:42	16984-48-8	
Sulfate	368	mg/L	25.0	19.0	100		08/17/23 12:58	14808-79-8	
6010 MET ICP									
Analytical Method: EPA 6010 Preparation Method: EPA 3010									
Pace Analytical Services - Indianapolis									
Aluminum	ND	ug/L	200	42.2	1	08/03/23 07:53	08/04/23 02:55	7429-90-5	
Barium	61.3	ug/L	10.0	1.9	1	08/03/23 07:53	08/04/23 02:55	7440-39-3	
Boron	4570	ug/L	100	12.3	1	08/03/23 07:53	08/04/23 02:55	7440-42-8	
Cadmium	ND	ug/L	2.0	0.59	1	08/03/23 07:53	08/04/23 02:55	7440-43-9	
Calcium	160000	ug/L	1000	143	1	08/03/23 07:53	08/04/23 02:55	7440-70-2	
Chromium	28.1	ug/L	10.0	1.4	1	08/03/23 07:53	08/04/23 02:55	7440-47-3	
Iron	3590	ug/L	100	28.6	1	08/03/23 07:53	08/04/23 02:55	7439-89-6	
Lead	ND	ug/L	10.0	3.1	1	08/03/23 07:53	08/04/23 02:55	7439-92-1	
Lithium	52.7	ug/L	20.0	6.2	1	08/03/23 07:53	08/04/23 02:55	7439-93-2	
Magnesium	47400	ug/L	1000	45.6	1	08/03/23 07:53	08/04/23 02:55	7439-95-4	
Manganese	293	ug/L	10.0	2.8	1	08/03/23 07:53	08/04/23 02:55	7439-96-5	
Molybdenum	141	ug/L	10.0	1.2	1	08/03/23 07:53	08/04/23 02:55	7439-98-7	
Potassium	8690	ug/L	1000	219	1	08/03/23 07:53	08/04/23 02:55	7440-09-7	
Silica	12900	ug/L	450		1	08/03/23 07:53	08/04/23 02:55	7631-86-9	N2
Sodium	113000	ug/L	1000	288	1	08/03/23 07:53	08/04/23 02:55	7440-23-5	
6010 MET ICP, Dissolved									
Analytical Method: EPA 6010 Preparation Method: EPA 3010									
Pace Analytical Services - Indianapolis									
Iron, Dissolved	3250	ug/L	100	28.6	1	08/06/23 16:26	08/08/23 01:20	7439-89-6	
Manganese, Dissolved	295	ug/L	10.0	2.8	1	08/06/23 16:26	08/08/23 01:20	7439-96-5	
Molybdenum, Dissolved	138	ug/L	10.0	1.2	1	08/06/23 16:26	08/08/23 01:20	7439-98-7	
6020 MET ICPMS									
Analytical Method: EPA 6020 Preparation Method: EPA 200.2									
Pace Analytical Services - Indianapolis									
Antimony	ND	ug/L	1.0	0.13	1	08/04/23 07:33	08/04/23 22:31	7440-36-0	
Arsenic	1.5	ug/L	1.0	0.10	1	08/04/23 07:33	08/04/23 22:31	7440-38-2	
Beryllium	ND	ug/L	0.20	0.026	1	08/04/23 07:33	08/04/23 22:31	7440-41-7	
Cobalt	ND	ug/L	1.0	0.082	1	08/04/23 07:33	08/04/23 22:31	7440-48-4	
Selenium	ND	ug/L	1.0	0.44	1	08/04/23 07:33	08/04/23 22:31	7782-49-2	
Thallium	ND	ug/L	1.0	0.072	1	08/04/23 07:33	08/04/23 22:31	7440-28-0	
7470 Mercury									
Analytical Method: EPA 7470 Preparation Method: EPA 7470									
Pace Analytical Services - Indianapolis									
Mercury	ND	ug/L	0.20	0.12	1	08/06/23 21:08	08/07/23 10:31	7439-97-6	
2320B Alkalinity									
Analytical Method: SM 2320B									
Pace Analytical Services - Indianapolis									
Alkalinity, Total as CaCO3	258	mg/L	10.0	10.0	1		08/03/23 19:42		

REPORT OF LABORATORY ANALYSIS

This report shall not be reproduced, except in full,
without the written consent of Pace Analytical Services, LLC.



ANALYTICAL RESULTS

Project: AES/IPL Harding St
 Pace Project No.: 50350738

Sample: MW-110D Lab ID: 50350738001 Collected: 08/02/23 13:50 Received: 08/02/23 15:55 Matrix: Water									
Parameters	Results	Units	Report Limit	MDL	DF	Prepared	Analyzed	CAS No.	Qual
2320B Alkalinity									
Analytical Method: SM 2320B Pace Analytical Services - Indianapolis									
Alkalinity,Bicarbonate (CaCO3)	258	mg/L	10.0	10.0	1		08/03/23 19:42		
Alkalinity,Carbonate (CaCO3)	ND	mg/L	10.0	10.0	1		08/03/23 19:42		
2540C Total Dissolved Solids									
Analytical Method: SM 2540C Pace Analytical Services - Indianapolis									
Total Dissolved Solids	1120	mg/L	20.0	20.0	1		08/04/23 11:35		
4500H+ pH, Electrometric									
Analytical Method: SM 4500-H+B Pace Analytical Services - Indianapolis									
pH at 25 Degrees C	7.3	Std. Units	0.10	0.10	1		08/16/23 12:31		H3
4500S2D Sulfide Water									
Analytical Method: SM 4500-S2-D Pace Analytical Services - Indianapolis									
Sulfide	ND	mg/L	0.10	0.025	1		08/04/23 11:26	18496-25-8	
Iron, Ferrous									
Analytical Method: HACH 8146 Pace Analytical Services - Indianapolis									
Iron, Ferrous	ND	mg/L	0.20	0.035	1		08/09/23 13:07	15438-31-0	H3,N2
353.2 Nitrogen, NO2/NO3 unpres									
Analytical Method: EPA 353.2 Pace Analytical Services - Indianapolis									
Nitrogen, Nitrate	ND	mg/L	0.10	0.011	1		08/02/23 22:24	14797-55-8	
Nitrogen, Nitrite	ND	mg/L	0.10	0.0040	1		08/02/23 22:24	14797-65-0	
365.1 Total Phosphorus									
Analytical Method: EPA 365.1 Preparation Method: EPA 365.1 Pace Analytical Services - Indianapolis									
Phosphate as P04	ND	mg/L	0.15	0.15	1	08/10/23 13:30	08/14/23 13:22		
5310C TOC									
Analytical Method: SM 5310C Pace Analytical Services - Indianapolis									
Total Organic Carbon	1.3	mg/L	1.0	0.24	1		08/07/23 15:27	7440-44-0	
5310C Dissolved Organic Carbon									
Analytical Method: SM 5310C Pace Analytical Services - Indianapolis									
Dissolved Organic Carbon	1.6	mg/L	1.0	0.24	1		08/04/23 21:17		

REPORT OF LABORATORY ANALYSIS

This report shall not be reproduced, except in full,
 without the written consent of Pace Analytical Services, LLC.



QUALITY CONTROL DATA

Project: AES/IPL Harding St

Pace Project No.: 50350738

QC Batch: 748115

Analysis Method: EPA 9056

QC Batch Method: EPA 9056

Analysis Description: 9056 IC Anions

Laboratory: Pace Analytical Services - Indianapolis

Associated Lab Samples: 50350738001

METHOD BLANK: 3429670

Matrix: Water

Associated Lab Samples: 50350738001

Parameter	Units	Blank Result	Reporting Limit	MDL	Analyzed	Qualifiers
Chloride	mg/L	ND	0.25	0.067	08/17/23 09:59	
Fluoride	mg/L	ND	0.10	0.017	08/17/23 09:59	
Sulfate	mg/L	ND	0.25	0.19	08/17/23 09:59	

LABORATORY CONTROL SAMPLE: 3429671

Parameter	Units	Spike Conc.	LCS Result	LCS % Rec	% Rec Limits	Qualifiers
Chloride	mg/L	2.5	2.3	90	80-120	
Fluoride	mg/L	1	0.94	94	80-120	
Sulfate	mg/L	5	5.1	102	80-120	

MATRIX SPIKE & MATRIX SPIKE DUPLICATE: 3429672 3429673

Parameter	Units	50350738001		3429672		3429673		% Rec	% Rec	% Rec Limits	RPD	Max RPD	Qual
		Result	MS Spike Conc.	MSD Spike Conc.	MS Result	MSD Result	MS % Rec						
Chloride	mg/L	144	250	250	382	380	95	94	80-120	1	15		
Fluoride	mg/L	0.21	1	1	1.2	1.2	95	95	80-120	1	15		
Sulfate	mg/L	368	500	500	846	845	95	95	80-120	0	15		

Results presented on this page are in the units indicated by the "Units" column except where an alternate unit is presented to the right of the result.

REPORT OF LABORATORY ANALYSIS

This report shall not be reproduced, except in full, without the written consent of Pace Analytical Services, LLC.



QUALITY CONTROL DATA

Project: AES/IPL Harding St

Pace Project No.: 50350738

QC Batch: 746985	Analysis Method: EPA 7470
QC Batch Method: EPA 7470	Analysis Description: 7470 Mercury
	Laboratory: Pace Analytical Services - Indianapolis

Associated Lab Samples: 50350738001

METHOD BLANK: 3424584 Matrix: Water

Associated Lab Samples: 50350738001

Parameter	Units	Blank Result	Reporting Limit	MDL	Analyzed	Qualifiers
Mercury	ug/L	ND	0.20	0.12	08/07/23 09:40	

LABORATORY CONTROL SAMPLE: 3424585

Parameter	Units	Spike Conc.	LCS Result	LCS % Rec	% Rec Limits	Qualifiers
Mercury	ug/L	5	4.9	97	80-120	

MATRIX SPIKE & MATRIX SPIKE DUPLICATE: 3424586 3424587

Parameter	Units	50350643004		3424587		MS % Rec	MSD % Rec	% Rec Limits	RPD	Max RPD	Qual
		MS Spike Conc.	MSD Spike Conc.	MS Result	MSD Result						
Mercury	ug/L	ND	5	5	5.0	4.8	100	96	75-125	5	20

Results presented on this page are in the units indicated by the "Units" column except where an alternate unit is presented to the right of the result.

REPORT OF LABORATORY ANALYSIS

This report shall not be reproduced, except in full, without the written consent of Pace Analytical Services, LLC.



QUALITY CONTROL DATA

Project: AES/IPL Harding St

Pace Project No.: 50350738

QC Batch: 746471

Analysis Method: EPA 6010

QC Batch Method: EPA 3010

Analysis Description: 6010 MET

Laboratory: Pace Analytical Services - Indianapolis

Associated Lab Samples: 50350738001

METHOD BLANK: 3421991

Matrix: Water

Associated Lab Samples: 50350738001

Parameter	Units	Blank Result	Reporting Limit	MDL	Analyzed	Qualifiers
Aluminum	ug/L	ND	200	42.2	08/04/23 01:55	
Barium	ug/L	ND	10.0	1.9	08/04/23 01:55	
Boron	ug/L	ND	100	12.3	08/04/23 01:55	
Cadmium	ug/L	ND	2.0	0.59	08/04/23 01:55	
Calcium	ug/L	ND	1000	143	08/04/23 01:55	
Chromium	ug/L	ND	10.0	1.4	08/04/23 01:55	
Iron	ug/L	ND	100	28.6	08/04/23 01:55	
Lead	ug/L	ND	10.0	3.1	08/04/23 01:55	
Lithium	ug/L	ND	20.0	6.2	08/04/23 01:55	
Magnesium	ug/L	ND	1000	45.6	08/04/23 01:55	
Manganese	ug/L	ND	10.0	2.8	08/04/23 01:55	
Molybdenum	ug/L	ND	10.0	1.2	08/04/23 01:55	
Potassium	ug/L	ND	1000	219	08/04/23 01:55	
Silica	ug/L	ND	450		08/04/23 01:55	N2
Sodium	ug/L	ND	1000	288	08/04/23 01:55	

LABORATORY CONTROL SAMPLE: 3421992

Parameter	Units	Spike Conc.	LCS Result	LCS % Rec	% Rec Limits	Qualifiers
Aluminum	ug/L	10000	9280	93	80-120	
Barium	ug/L	1000	1000	100	80-120	
Boron	ug/L	1000	937	94	80-120	
Cadmium	ug/L	1000	955	95	80-120	
Calcium	ug/L	10000	9600	96	80-120	
Chromium	ug/L	1000	952	95	80-120	
Iron	ug/L	10000	9700	97	80-120	
Lead	ug/L	1000	936	94	80-120	
Lithium	ug/L	1000	989	99	80-120	
Magnesium	ug/L	10000	9320	93	80-120	
Manganese	ug/L	1000	952	95	80-120	
Molybdenum	ug/L	1000	1010	101	80-120	
Potassium	ug/L	10000	9750	97	80-120	
Silica	ug/L	10700	10300	96	80-120	N2
Sodium	ug/L	10000	9570	96	80-120	

Results presented on this page are in the units indicated by the "Units" column except where an alternate unit is presented to the right of the result.

REPORT OF LABORATORY ANALYSIS

This report shall not be reproduced, except in full,
without the written consent of Pace Analytical Services, LLC.



QUALITY CONTROL DATA

Project: AES/IPL Harding St

Pace Project No.: 50350738

MATRIX SPIKE & MATRIX SPIKE DUPLICATE: 3421993 3421994											
Parameter	Units	50350546002 Result	MS	MSD	MS	MSD	MS	MSD	% Rec	Max	Qual
			Spike Conc.	Spike Conc.	Result	Result	% Rec	% Rec	Limits	RPD	
Aluminum	ug/L	ND	10000	10000	9320	9640	93	96	75-125	3	20
Barium	ug/L	75.4	1000	1000	1050	1070	97	99	75-125	2	20
Boron	ug/L	1390	1000	1000	2330	2360	94	97	75-125	1	20
Cadmium	ug/L	ND	1000	1000	976	976	98	98	75-125	0	20
Calcium	ug/L	90300	10000	10000	97700	99800	74	95	75-125	2	20 P6
Chromium	ug/L	ND	1000	1000	949	964	95	96	75-125	2	20
Iron	ug/L	2060	10000	10000	11400	11800	93	97	75-125	4	20
Lead	ug/L	ND	1000	1000	896	907	90	91	75-125	1	20
Lithium	ug/L	ND	1000	1000	992	1010	98	100	75-125	2	20
Magnesium	ug/L	22200	10000	10000	30900	31900	87	97	75-125	3	20
Manganese	ug/L	73.8	1000	1000	989	1030	91	96	75-125	4	20
Molybdenum	ug/L	ND	1000	1000	1030	1030	102	102	75-125	0	20
Potassium	ug/L	2160	10000	10000	11900	12200	97	100	75-125	2	20
Silica	ug/L	12100	10700	10700	22200	22400	95	97	75-125	1	20 N2
Sodium	ug/L	56700	10000	10000	65400	65500	87	88	75-125	0	20

Results presented on this page are in the units indicated by the "Units" column except where an alternate unit is presented to the right of the result.

REPORT OF LABORATORY ANALYSIS

This report shall not be reproduced, except in full,
without the written consent of Pace Analytical Services, LLC.



QUALITY CONTROL DATA

Project: AES/IPL Harding St

Pace Project No.: 50350738

QC Batch: 746746

Analysis Method: EPA 6010

QC Batch Method: EPA 3010

Analysis Description: 6010 MET Dissolved

Laboratory: Pace Analytical Services - Indianapolis

Associated Lab Samples: 50350738001

METHOD BLANK: 3423131

Matrix: Water

Associated Lab Samples: 50350738001

Parameter	Units	Blank Result	Reporting Limit	MDL	Analyzed	Qualifiers
Iron, Dissolved	ug/L	ND	100	28.6	08/08/23 00:03	
Manganese, Dissolved	ug/L	ND	10.0	2.8	08/08/23 00:03	
Molybdenum, Dissolved	ug/L	ND	10.0	1.2	08/08/23 00:03	

LABORATORY CONTROL SAMPLE: 3423132

Parameter	Units	Spike Conc.	LCS Result	LCS % Rec	% Rec Limits	Qualifiers
Iron, Dissolved	ug/L	10000	9840	98	80-120	
Manganese, Dissolved	ug/L	1000	976	98	80-120	
Molybdenum, Dissolved	ug/L	1000	997	100	80-120	

MATRIX SPIKE & MATRIX SPIKE DUPLICATE: 3423133 3423134

Parameter	Units	50350828009		3423134		MS Result	MSD Result	MS % Rec	MSD % Rec	% Rec Limits	RPD	Max RPD	Qual
		Result	MS Spike Conc.	MSD Spike Conc.	MSD Result								
Iron, Dissolved	ug/L	ND	10000	10000	9380	9590	94	96	75-125	2	20		
Manganese, Dissolved	ug/L	11.0	1000	1000	948	965	94	95	75-125	2	20		
Molybdenum, Dissolved	ug/L	ND	1000	1000	988	1020	99	102	75-125	3	20		

Results presented on this page are in the units indicated by the "Units" column except where an alternate unit is presented to the right of the result.

REPORT OF LABORATORY ANALYSIS

This report shall not be reproduced, except in full, without the written consent of Pace Analytical Services, LLC.



QUALITY CONTROL DATA

Project: AES/IPL Harding St

Pace Project No.: 50350738

QC Batch: 746513

Analysis Method: EPA 6020

QC Batch Method: EPA 200.2

Analysis Description: 6020 MET

Laboratory: Pace Analytical Services - Indianapolis

Associated Lab Samples: 50350738001

METHOD BLANK: 3422168

Matrix: Water

Associated Lab Samples: 50350738001

Parameter	Units	Blank Result	Reporting Limit	MDL	Analyzed	Qualifiers
Antimony	ug/L	ND	1.0	0.13	08/04/23 21:19	
Arsenic	ug/L	ND	1.0	0.10	08/04/23 21:19	
Beryllium	ug/L	ND	0.20	0.026	08/04/23 21:19	
Cobalt	ug/L	ND	1.0	0.082	08/04/23 21:19	
Selenium	ug/L	ND	1.0	0.44	08/04/23 21:19	
Thallium	ug/L	ND	1.0	0.072	08/04/23 21:19	

LABORATORY CONTROL SAMPLE: 3422169

Parameter	Units	Spike Conc.	LCS Result	LCS % Rec	% Rec Limits	Qualifiers
Antimony	ug/L	40	40.7	102	80-120	
Arsenic	ug/L	40	38.8	97	80-120	
Beryllium	ug/L	40	38.9	97	80-120	
Cobalt	ug/L	40	40.3	101	80-120	
Selenium	ug/L	40	37.9	95	80-120	
Thallium	ug/L	40	40.4	101	80-120	

MATRIX SPIKE & MATRIX SPIKE DUPLICATE: 3422170 3422171

Parameter	Units	MS		MSD		MS		MSD		% Rec Limits	RPD	Max RPD	Qual
		Spike Conc.	Result	Spike Conc.	Result	% Rec	% Rec						
Antimony	ug/L	ND	40	40	41.4	42.5	103	106	75-125	3	20		
Arsenic	ug/L	14.3	40	40	52.1	54.1	94	99	75-125	4	20		
Beryllium	ug/L	ND	40	40	38.5	39.1	96	98	75-125	2	20		
Cobalt	ug/L	ND	40	40	37.9	38.1	94	95	75-125	1	20		
Selenium	ug/L	ND	40	40	37.5	38.5	93	96	75-125	3	20		
Thallium	ug/L	ND	40	40	40.5	41.6	101	104	75-125	3	20		

Results presented on this page are in the units indicated by the "Units" column except where an alternate unit is presented to the right of the result.

REPORT OF LABORATORY ANALYSIS

This report shall not be reproduced, except in full, without the written consent of Pace Analytical Services, LLC.



QUALITY CONTROL DATA

Project: AES/IPL Harding St

Pace Project No.: 50350738

QC Batch: 746692	Analysis Method: SM 2320B
QC Batch Method: SM 2320B	Analysis Description: 2320B Alkalinity
	Laboratory: Pace Analytical Services - Indianapolis

Associated Lab Samples: 50350738001

METHOD BLANK: 3422892 Matrix: Water

Associated Lab Samples: 50350738001

Parameter	Units	Blank Result	Reporting Limit	MDL	Analyzed	Qualifiers
Alkalinity, Total as CaCO3	mg/L	ND	10.0	10.0	08/03/23 19:42	
Alkalinity,Bicarbonate (CaCO3)	mg/L	ND	10.0	10.0	08/03/23 19:42	
Alkalinity,Carbonate (CaCO3)	mg/L	ND	10.0	10.0	08/03/23 19:42	

LABORATORY CONTROL SAMPLE: 3422893

Parameter	Units	Spike Conc.	LCS Result	LCS % Rec	% Rec Limits	Qualifiers
Alkalinity, Total as CaCO3	mg/L	50	46.9	94	90-110	

SAMPLE DUPLICATE: 3422894

Parameter	Units	50350648001 Result	Dup Result	RPD	Max RPD	Qualifiers
Alkalinity, Total as CaCO3	mg/L	70.8	62.4	13	20	
Alkalinity,Bicarbonate (CaCO3)	mg/L	70.8	62.4	13	20	
Alkalinity,Carbonate (CaCO3)	mg/L	<10.0	ND		20	

SAMPLE DUPLICATE: 3422895

Parameter	Units	50350770001 Result	Dup Result	RPD	Max RPD	Qualifiers
Alkalinity, Total as CaCO3	mg/L	363	370	2	20	
Alkalinity,Bicarbonate (CaCO3)	mg/L	355	359	1	20	
Alkalinity,Carbonate (CaCO3)	mg/L	ND	10.8		20	

Results presented on this page are in the units indicated by the "Units" column except where an alternate unit is presented to the right of the result.

REPORT OF LABORATORY ANALYSIS

This report shall not be reproduced, except in full, without the written consent of Pace Analytical Services, LLC.



QUALITY CONTROL DATA

Project: AES/IPL Harding St

Pace Project No.: 50350738

QC Batch: 746780

Analysis Method: SM 2540C

QC Batch Method: SM 2540C

Analysis Description: 2540C Total Dissolved Solids

Laboratory: Pace Analytical Services - Indianapolis

Associated Lab Samples: 50350738001

METHOD BLANK: 3423268

Matrix: Water

Associated Lab Samples: 50350738001

Parameter	Units	Blank Result	Reporting Limit	MDL	Analyzed	Qualifiers
Total Dissolved Solids	mg/L	ND	10.0	10.0	08/04/23 11:29	

LABORATORY CONTROL SAMPLE: 3423269

Parameter	Units	Spike Conc.	LCS Result	LCS % Rec	% Rec Limits	Qualifiers
Total Dissolved Solids	mg/L	300	282	94	80-120	

SAMPLE DUPLICATE: 3423270

Parameter	Units	50350583001 Result	Dup Result	RPD	Max RPD	Qualifiers
Total Dissolved Solids	mg/L	1390	1390	0	10	

SAMPLE DUPLICATE: 3423271

Parameter	Units	50350682001 Result	Dup Result	RPD	Max RPD	Qualifiers
Total Dissolved Solids	mg/L	348	345	1	10	

Results presented on this page are in the units indicated by the "Units" column except where an alternate unit is presented to the right of the result.

REPORT OF LABORATORY ANALYSIS

This report shall not be reproduced, except in full, without the written consent of Pace Analytical Services, LLC.



QUALITY CONTROL DATA

Project: AES/IPL Harding St

Pace Project No.: 50350738

QC Batch: 748556

Analysis Method: SM 4500-H+B

QC Batch Method: SM 4500-H+B

Analysis Description: 4500H+B pH

Laboratory: Pace Analytical Services - Indianapolis

Associated Lab Samples: 50350738001

SAMPLE DUPLICATE: 3431338

Parameter	Units	50345641003 Result	Dup Result	RPD	Max RPD	Qualifiers
pH at 25 Degrees C	Std. Units	6.6	6.6	1	2	H3

SAMPLE DUPLICATE: 3431339

Parameter	Units	50350775002 Result	Dup Result	RPD	Max RPD	Qualifiers
pH at 25 Degrees C	Std. Units	7.0	6.9	0	2	H3

Results presented on this page are in the units indicated by the "Units" column except where an alternate unit is presented to the right of the result.

REPORT OF LABORATORY ANALYSIS

This report shall not be reproduced, except in full,
without the written consent of Pace Analytical Services, LLC.



QUALITY CONTROL DATA

Project: AES/IPL Harding St

Pace Project No.: 50350738

QC Batch: 746778

Analysis Method: SM 4500-S2-D

QC Batch Method: SM 4500-S2-D

Analysis Description: 4500S2D Sulfide Water

Laboratory: Pace Analytical Services - Indianapolis

Associated Lab Samples: 50350738001

METHOD BLANK: 3423258

Matrix: Water

Associated Lab Samples: 50350738001

Parameter	Units	Blank Result	Reporting Limit	MDL	Analyzed	Qualifiers
Sulfide	mg/L	ND	0.10	0.025	08/04/23 11:26	

LABORATORY CONTROL SAMPLE: 3423259

Parameter	Units	Spike Conc.	LCS Result	LCS % Rec	% Rec Limits	Qualifiers
Sulfide	mg/L	0.5	0.51	102	90-110	

MATRIX SPIKE SAMPLE: 3423260

Parameter	Units	50350738001 Result	Spike Conc.	MS Result	MS % Rec	% Rec Limits	Qualifiers
Sulfide	mg/L	ND	0.5	0.44	89	90-110	M0

MATRIX SPIKE & MATRIX SPIKE DUPLICATE: 3423261 3423262

Parameter	Units	50350901005 Result	MS Spike Conc.	MSD Spike Conc.	MS Result	MSD Result	MS % Rec	MSD % Rec	% Rec Limits	RPD	Max RPD	Qual
Sulfide	mg/L	0.24J	0.5	0.5	0.72	0.74	96	101	90-110	3	20	

Results presented on this page are in the units indicated by the "Units" column except where an alternate unit is presented to the right of the result.

REPORT OF LABORATORY ANALYSIS

This report shall not be reproduced, except in full, without the written consent of Pace Analytical Services, LLC.



QUALITY CONTROL DATA

Project: AES/IPL Harding St
 Pace Project No.: 50350738

QC Batch: 747407 Analysis Method: HACH 8146
 QC Batch Method: HACH 8146 Analysis Description: Iron, Ferrous
 Laboratory: Pace Analytical Services - Indianapolis
 Associated Lab Samples: 50350738001

METHOD BLANK: 3426155 Matrix: Water
 Associated Lab Samples: 50350738001

Parameter	Units	Blank Result	Reporting Limit	MDL	Analyzed	Qualifiers
Iron, Ferrous	mg/L	ND	0.20	0.035	08/09/23 12:44	H3,N2

LABORATORY CONTROL SAMPLE: 3426156

Parameter	Units	Spike Conc.	LCS Result	LCS % Rec	% Rec Limits	Qualifiers
Iron, Ferrous	mg/L	1	1.0	102	90-110	H3,N2

MATRIX SPIKE & MATRIX SPIKE DUPLICATE: 3426157 3426158

Parameter	Units	50350205003		3426157		3426158		% Rec Limits	RPD	Max RPD	Qual	
		MS Result	MSD Spike Conc.	MS Result	MSD Spike Conc.	MS Result	MSD Spike Conc.					
Iron, Ferrous	mg/L	ND	1	1	1	1.1	1.1	106	107	90-110	1 20	H3,N2

MATRIX SPIKE SAMPLE: 3426159

Parameter	Units	50350545001 Result	Spike Conc.	MS Result	MS % Rec	% Rec Limits	Qualifiers
Iron, Ferrous	mg/L	ND	1	1.1	109	90-110	H3,N2

Results presented on this page are in the units indicated by the "Units" column except where an alternate unit is presented to the right of the result.

REPORT OF LABORATORY ANALYSIS

This report shall not be reproduced, except in full,
 without the written consent of Pace Analytical Services, LLC.



QUALITY CONTROL DATA

Project: AES/IPL Harding St

Pace Project No.: 50350738

QC Batch: 746487

Analysis Method: EPA 353.2

QC Batch Method: EPA 353.2

Analysis Description: 353.2 Nitrate + Nitrite, Unpres.

Laboratory: Pace Analytical Services - Indianapolis

Associated Lab Samples: 50350738001

METHOD BLANK: 3422086

Matrix: Water

Associated Lab Samples: 50350738001

Parameter	Units	Blank Result	Reporting Limit	MDL	Analyzed	Qualifiers
Nitrogen, Nitrate	mg/L	ND	0.10	0.011	08/02/23 22:00	
Nitrogen, Nitrite	mg/L	ND	0.10	0.0040	08/02/23 22:00	

LABORATORY CONTROL SAMPLE: 3422087

Parameter	Units	Spike Conc.	LCS Result	LCS % Rec	% Rec Limits	Qualifiers
Nitrogen, Nitrate	mg/L	1	1.0	101	90-110	
Nitrogen, Nitrite	mg/L	1	1.0	102	90-110	

MATRIX SPIKE & MATRIX SPIKE DUPLICATE: 3422103 3422088

Parameter	Units	50350643003		3422088		MS % Rec	MSD % Rec	% Rec Limits	RPD	Max RPD	Qual
		Result	MS Spike Conc.	MSD Spike Conc.	MS Result						
Nitrogen, Nitrate	mg/L	ND	1	1	1.0	1.0	99	100	90-110	0	20
Nitrogen, Nitrite	mg/L	ND	1	1	1.0	1.0	101	101	90-110	0	20

Results presented on this page are in the units indicated by the "Units" column except where an alternate unit is presented to the right of the result.

REPORT OF LABORATORY ANALYSIS

This report shall not be reproduced, except in full, without the written consent of Pace Analytical Services, LLC.



QUALITY CONTROL DATA

Project: AES/IPL Harding St

Pace Project No.: 50350738

QC Batch: 747653	Analysis Method: EPA 365.1
QC Batch Method: EPA 365.1	Analysis Description: 365.1 Total Phosphorus
	Laboratory: Pace Analytical Services - Indianapolis

Associated Lab Samples: 50350738001

METHOD BLANK: 3427253 Matrix: Water

Associated Lab Samples: 50350738001

Parameter	Units	Blank Result	Reporting Limit	MDL	Analyzed	Qualifiers
Phosphate as P04	mg/L	ND	0.15	0.15	08/14/23 13:18	

LABORATORY CONTROL SAMPLE: 3427254

Parameter	Units	Spike Conc.	LCS Result	LCS % Rec	% Rec Limits	Qualifiers
Phosphate as P04	mg/L		1.5			

MATRIX SPIKE & MATRIX SPIKE DUPLICATE: 3427255 3427256

Parameter	Units	50350738001		3427256		MS % Rec	MSD % Rec	% Rec Limits	RPD	Max RPD	Qual
		MS Spike Conc.	MSD Spike Conc.	MS Result	MSD Result						
Phosphate as P04	mg/L	ND		1.5	1.5				2		

Results presented on this page are in the units indicated by the "Units" column except where an alternate unit is presented to the right of the result.

REPORT OF LABORATORY ANALYSIS

This report shall not be reproduced, except in full, without the written consent of Pace Analytical Services, LLC.



QUALITY CONTROL DATA

Project: AES/IPL Harding St

Pace Project No.: 50350738

QC Batch: 746797	Analysis Method: SM 5310C
QC Batch Method: SM 5310C	Analysis Description: 5310C Total Organic Carbon
	Laboratory: Pace Analytical Services - Indianapolis

Associated Lab Samples: 50350738001

METHOD BLANK: 3423334 Matrix: Water

Associated Lab Samples: 50350738001

Parameter	Units	Blank Result	Reporting Limit	MDL	Analyzed	Qualifiers
Total Organic Carbon	mg/L	ND	1.0	0.24	08/04/23 22:09	

LABORATORY CONTROL SAMPLE: 3423335

Parameter	Units	Spike Conc.	LCS Result	LCS % Rec	% Rec Limits	Qualifiers
Total Organic Carbon	mg/L	10	10	100	90-110	

MATRIX SPIKE & MATRIX SPIKE DUPLICATE: 3423336 3423337

Parameter	Units	50350639002		3423337		MS % Rec	MSD % Rec	% Rec Limits	RPD	Max RPD	Qual
		MS Spike Conc.	MSD Spike Conc.	MS Result	MSD Result						
Total Organic Carbon	mg/L	1.3	40	40	41.1	41.0	99	99	80-120	0	20

MATRIX SPIKE SAMPLE: 3423338

Parameter	Units	50350639003 Result	Spike Conc.	MS Result	MS % Rec	% Rec Limits	Qualifiers
Total Organic Carbon	mg/L	1.6	40	40.8	98	80-120	

Results presented on this page are in the units indicated by the "Units" column except where an alternate unit is presented to the right of the result.

REPORT OF LABORATORY ANALYSIS

This report shall not be reproduced, except in full, without the written consent of Pace Analytical Services, LLC.



QUALITY CONTROL DATA

Project: AES/IPL Harding St

Pace Project No.: 50350738

QC Batch: 746677

Analysis Method: SM 5310C

QC Batch Method: SM 5310C

Analysis Description: 5310C Dissolved Organic Carbon

Laboratory: Pace Analytical Services - Indianapolis

Associated Lab Samples: 50350738001

METHOD BLANK: 3422788

Matrix: Water

Associated Lab Samples: 50350738001

Parameter	Units	Blank Result	Reporting Limit	MDL	Analyzed	Qualifiers
Dissolved Organic Carbon	mg/L	ND	1.0	0.24	08/04/23 11:29	

LABORATORY CONTROL SAMPLE: 3422789

Parameter	Units	Spike Conc.	LCS Result	LCS % Rec	% Rec Limits	Qualifiers
Dissolved Organic Carbon	mg/L	10	9.8	98	90-110	

MATRIX SPIKE & MATRIX SPIKE DUPLICATE: 3422790 3422791

Parameter	Units	50350546002		3422790		3422791		% Rec	% Rec	% Rec Limits	RPD	Max RPD	Qual
		MS Result	MSD Spike Conc.	MS Result	MSD Spike Conc.	MS Result	MSD Spike Conc.						
Dissolved Organic Carbon	mg/L	ND	10	10	10.7	10.8	98	98	80-120	0	20		

MATRIX SPIKE & MATRIX SPIKE DUPLICATE: 3422796 3422797

Parameter	Units	50350639002		3422796		3422797		% Rec	% Rec	% Rec Limits	RPD	Max RPD	Qual
		MS Result	MSD Spike Conc.	MS Result	MSD Spike Conc.	MS Result	MSD Spike Conc.						
Dissolved Organic Carbon	mg/L	1.2	10	10	11.1	11.0	98	98	80-120	0	20		

Results presented on this page are in the units indicated by the "Units" column except where an alternate unit is presented to the right of the result.

REPORT OF LABORATORY ANALYSIS

This report shall not be reproduced, except in full, without the written consent of Pace Analytical Services, LLC.



ANALYTICAL RESULTS - RADIOCHEMISTRY

Project: AES/IPL Harding St

Pace Project No.: 50350738

Sample: MW-110D **Lab ID: 50350738001** Collected: 08/02/23 13:50 Received: 08/02/23 15:55 Matrix: Water
 PWS: Site ID: Sample Type:

Parameters	Method	Act ± Unc (MDC) Carr Trac	Units	Analyzed	CAS No.	Qual
	Pace Analytical Services - Greensburg					
Radium-226	EPA 903.1	0.675 ± 0.656 (1.04) C:NA T:95%	pCi/L	08/23/23 12:07	13982-63-3	
	Pace Analytical Services - Greensburg					
Radium-228	EPA 904.0	0.476 ± 0.409 (0.831) C:79% T:84%	pCi/L	08/22/23 12:04	15262-20-1	
	Pace Analytical Services - Greensburg					
Total Radium	Total Radium Calculation	1.15 ± 1.07 (1.87)	pCi/L	08/23/23 16:46	7440-14-4	

REPORT OF LABORATORY ANALYSIS

This report shall not be reproduced, except in full, without the written consent of Pace Analytical Services, LLC.



QUALITY CONTROL - RADIOCHEMISTRY

Project: AES/IPL Harding St

Pace Project No.: 50350738

QC Batch: 607660

Analysis Method: EPA 903.1

QC Batch Method: EPA 903.1

Analysis Description: 903.1 Radium-226

Laboratory: Pace Analytical Services - Greensburg

Associated Lab Samples: 50350738001

METHOD BLANK: 2956351

Matrix: Water

Associated Lab Samples: 50350738001

Parameter	Act ± Unc (MDC) Carr Trac	Units	Analyzed	Qualifiers
Radium-226	0.000 ± 0.195 (0.437) C:NA T:103%	pCi/L	08/23/23 11:52	

Results presented on this page are in the units indicated by the "Units" column except where an alternate unit is presented to the right of the result.

REPORT OF LABORATORY ANALYSIS

This report shall not be reproduced, except in full, without the written consent of Pace Analytical Services, LLC.



QUALITY CONTROL - RADIOCHEMISTRY

Project: AES/IPL Harding St

Pace Project No.: 50350738

QC Batch: 607661

Analysis Method: EPA 904.0

QC Batch Method: EPA 904.0

Analysis Description: 904.0 Radium 228

Laboratory: Pace Analytical Services - Greensburg

Associated Lab Samples: 50350738001

METHOD BLANK: 2956352

Matrix: Water

Associated Lab Samples: 50350738001

Parameter	Act ± Unc (MDC) Carr Trac	Units	Analyzed	Qualifiers
Radium-228	0.229 ± 0.277 (0.583) C:79% T:85%	pCi/L	08/22/23 12:06	

Results presented on this page are in the units indicated by the "Units" column except where an alternate unit is presented to the right of the result.

REPORT OF LABORATORY ANALYSIS

This report shall not be reproduced, except in full, without the written consent of Pace Analytical Services, LLC.



QUALIFIERS

Project: AES/IPL Harding St

Pace Project No.: 50350738

DEFINITIONS

DF - Dilution Factor, if reported, represents the factor applied to the reported data due to dilution of the sample aliquot.

ND - Not Detected at or above adjusted reporting limit.

TNTC - Too Numerous To Count

J - Estimated concentration above the adjusted method detection limit and below the adjusted reporting limit.

MDL - Adjusted Method Detection Limit.

PQL - Practical Quantitation Limit.

RL - Reporting Limit - The lowest concentration value that meets project requirements for quantitative data with known precision and bias for a specific analyte in a specific matrix.

S - Surrogate

1,2-Diphenylhydrazine decomposes to and cannot be separated from Azobenzene using Method 8270. The result for each analyte is a combined concentration.

Consistent with EPA guidelines, unrounded data are displayed and have been used to calculate % recovery and RPD values.

LCS(D) - Laboratory Control Sample (Duplicate)

MS(D) - Matrix Spike (Duplicate)

DUP - Sample Duplicate

RPD - Relative Percent Difference

NC - Not Calculable.

SG - Silica Gel - Clean-Up

U - Indicates the compound was analyzed for, but not detected.

N-Nitrosodiphenylamine decomposes and cannot be separated from Diphenylamine using Method 8270. The result reported for each analyte is a combined concentration.

Reported results are not rounded until the final step prior to reporting. Therefore, calculated parameters that are typically reported as "Total" may vary slightly from the sum of the reported component parameters.

Act - Activity

Unc - Uncertainty: SDWA = 1.96 sigma count uncertainty, all other matrices = Expanded Uncertainty (95% confidence interval).

Gamma Spec = Expanded Uncertainty (95.4% Confidence Interval)

(MDC) - Minimum Detectable Concentration

Trac - Tracer Recovery (%)

Carr - Carrier Recovery (%)

Pace Analytical is TNI accredited. Contact your Pace PM for the current list of accredited analytes.

TNI - The NELAC Institute.

ANALYTE QUALIFIERS

H3 Sample was received or analysis requested beyond the recognized method holding time.

M0 Matrix spike recovery and/or matrix spike duplicate recovery was outside laboratory control limits.

N2 The lab does not hold NELAC/TNI accreditation for this parameter but other accreditations/certifications may apply. A complete list of accreditations/certifications is available upon request.

P6 Matrix spike recovery was outside laboratory control limits due to a parent sample concentration notably higher than the spike level.

REPORT OF LABORATORY ANALYSIS

This report shall not be reproduced, except in full,
without the written consent of Pace Analytical Services, LLC.



QUALITY CONTROL DATA CROSS REFERENCE TABLE

Project: AES/IPL Harding St

Pace Project No.: 50350738

Lab ID	Sample ID	QC Batch Method	QC Batch	Analytical Method	Analytical Batch
50350738001	MW-110D	EPA 9056	748115		
50350738001	MW-110D	EPA 3010	746471	EPA 6010	746718
50350738001	MW-110D	EPA 3010	746746	EPA 6010	747168
50350738001	MW-110D	EPA 200.2	746513	EPA 6020	746850
50350738001	MW-110D	EPA 7470	746985	EPA 7470	746995
50350738001	MW-110D	EPA 903.1	607660		
50350738001	MW-110D	EPA 904.0	607661		
50350738001	MW-110D	Total Radium Calculation	610741		
50350738001	MW-110D	SM 2320B	746692		
50350738001	MW-110D	SM 2540C	746780		
50350738001	MW-110D	SM 4500-H+B	748556		
50350738001	MW-110D	SM 4500-S2-D	746778		
50350738001	MW-110D	HACH 8146	747407		
50350738001	MW-110D	EPA 353.2	746487		
50350738001	MW-110D	EPA 365.1	747653	EPA 365.1	748162
50350738001	MW-110D	SM 5310C	746797		
50350738001	MW-110D	SM 5310C	746677		

REPORT OF LABORATORY ANALYSIS

This report shall not be reproduced, except in full, without the written consent of Pace Analytical Services, LLC.



SAMPLE CONDITION UPON RECEIPT FORM

Date/Time and Initials of person examining contents: 8/21/23 1609 CLK

1. Courier: FED EX UPS CLIENT PACE NOW/JETT OTHER _____

2. Custody Seal on Cooler/Box Present: Yes No

(If yes)Seals Intact: Yes No (leave blank if no seals were present)

3. Thermometer: **1 2 3 4 5 6 7 8** 8/21/23 CLK **(A) B C D E F G H**

4. Cooler Temperature(s): 0.5/0.5

(Initial/Corrected) RECORD TEMPS OF ALL COOLERS RECEIVED (use Comments below to add more)

5. Packing Material: Bubble Wrap Bubble Bags
 None Other _____

6. Ice Type: Wet Blue None

7. If temp. is over 6°C or under 0°C, was the PM notified?: Yes No
 Cooler temp should be above freezing to 6°C

All discrepancies will be written out in the comments section below.

	Yes	No		Yes	No	N/A
USDA Regulated Soils? (HI, ID, NY, WA, OR, CA, NM, TX, OK, AR, LA, TN, AL, MS, NC, SC, GA, FL, or Puerto Rico)		/	All containers needing acid/base preservation have been pH CHECKED?: Exceptions: VOA, coliform, LLHg, O&G, RAD CHEM, and any container with a septum cap or preserved with HCl.			
Short Hold Time Analysis (48 hours or less)? Analysis: <u>no 2, no 3</u>	/		Circle: <u>HNO3 (>2)</u> <u>H2SO4 (<2)</u> NaOH (>10) <u>NaOH/ZnAc (>9)</u> Any non-conformance to pH recommendations will be noted on the container count form	/		
Time 5035A TC placed in Freezer or Short Holds To Lab Time: <u>17:50</u>			Residual Chlorine Check (SVOC 625 Pest/PCB 608)	Present	Absent	N/A
Rush TAT Requested (4 days or less):		/	Residual Chlorine Check (Total/Amenable/Free Cyanide)			/
Custody Signatures Present?	/		Headspace Wisconsin Sulfide?			/
Containers Intact?:	/		Headspace in VOA Vials (>6mm): See Container Count form for details	Present	Absent	No VOA Vials Sent
Sample Label (IDs/Dates/Times) Match COC?: Except TCs, which only require sample ID	/		Trip Blank Present?		/	
Extra labels on Terracore Vials? (soils only)			Trip Blank Custody Seals?:			/

COMMENTS:



August 28, 2023

Mr. Mark Breting
ATC Group Services
7988 Centerpoint Drive
Suite 100
Indianapolis, IN 46256

RE: Project: Harding Street P1R3
Pace Project No.: 50350859

Dear Mr. Breting:

Enclosed are the analytical results for sample(s) received by the laboratory on August 03, 2023. The results relate only to the samples included in this report. Results reported herein conform to the applicable TNI/NELAC Standards and the laboratory's Quality Manual, where applicable, unless otherwise noted in the body of the report.

The test results provided in this final report were generated by each of the following laboratories within the Pace Network:

- Pace Analytical Services - Indianapolis
- Pace Analytical Services - Greensburg

If you have any questions concerning this report, please feel free to contact me.

Sincerely,

Will Statz
will.statz@pacelabs.com
(317)228-3105
Project Manager

Enclosures

cc: Mohammed Bazlamit, Atlas
Mr. Robert Miller, Haley & Aldrich



REPORT OF LABORATORY ANALYSIS

This report shall not be reproduced, except in full,
without the written consent of Pace Analytical Services, LLC.



CERTIFICATIONS

Project: Harding Street P1R3
Pace Project No.: 50350859

Pace Analytical Services Pennsylvania

1638 Roseytown Rd Suites 2,3&4, Greensburg, PA 15601
ANAB DOD-ELAP Rad Accreditation #: L2417
ANABISO/IEC 17025:2017 Rad Cert#: L24170
Alabama Certification #: 41590
Arizona Certification #: AZ0734
Arkansas Certification
California Certification #: 2950
Colorado Certification #: PA01547
Connecticut Certification #: PH-0694
EPA Region 4 DW Rad
Florida/TNI Certification #: E87683
Georgia Certification #: C040
Guam Certification
Hawaii Certification
Idaho Certification
Illinois Certification
Indiana Certification
Iowa Certification #: 391
Kansas Certification #: E-10358
Kentucky Certification #: KY90133
KY WW Permit #: KY0098221
KY WW Permit #: KY0000221
Louisiana DHH/TNI Certification #: LA010
Louisiana DEQ/TNI Certification #: 04086
Maine Certification #: 2023021
Maryland Certification #: 308
Massachusetts Certification #: M-PA1457
Michigan/PADEP Certification #: 9991

Missouri Certification #: 235
Montana Certification #: Cert0082
Nebraska Certification #: NE-OS-29-14
Nevada Certification #: PA014572023-03
New Hampshire/TNI Certification #: 297622
New Jersey/TNI Certification #: PA051
New Mexico Certification #: PA01457
New York/TNI Certification #: 10888
North Carolina Certification #: 42706
North Dakota Certification #: R-190
Ohio EPA Rad Approval: #41249
Oregon/TNI Certification #: PA200002-015
Pennsylvania/TNI Certification #: 65-00282
Puerto Rico Certification #: PA01457
Rhode Island Certification #: 65-00282
South Dakota Certification
Tennessee Certification #: TN02867
Texas/TNI Certification #: T104704188-22-18
Utah/TNI Certification #: PA014572223-14
USDA Soil Permit #: 525-23-67-77263
Vermont Dept. of Health: ID# VT-0282
Virgin Island/PADEP Certification
Virginia/VELAP Certification #: 460198
Washington Certification #: C868
West Virginia DEP Certification #: 143
West Virginia DHHR Certification #: 9964C
Wisconsin Approve List for Rad

Pace Analytical Services Indianapolis

7726 Moller Road, Indianapolis, IN 46268
Illinois Accreditation #: 200074
Indiana Drinking Water Laboratory #: C-49-06
Kansas/TNI Certification #: E-10177
Kentucky UST Agency Interest #: 80226
Kentucky WW Laboratory ID #: 98019
Michigan Drinking Water Laboratory #9050

Ohio VAP Certified Laboratory #: CL0065
Oklahoma Laboratory #: 9204
Texas Certification #: T104704355
Wisconsin Laboratory #: 999788130
USDA Foreign Soil Permit #: 525-23-13-23119
USDA Compliance Agreement #: IN-SL-22-001

REPORT OF LABORATORY ANALYSIS

This report shall not be reproduced, except in full,
without the written consent of Pace Analytical Services, LLC.



SAMPLE SUMMARY

Project: Harding Street P1R3

Pace Project No.: 50350859

Lab ID	Sample ID	Matrix	Date Collected	Date Received
50350859001	MW-14I	Water	08/02/23 10:55	08/03/23 15:55
50350859002	MW-14IL	Water	08/02/23 11:30	08/03/23 15:55
50350859003	MW-14DI	Water	08/02/23 12:20	08/03/23 15:55
50350859004	FB-1	Water	08/02/23 12:00	08/03/23 15:55

REPORT OF LABORATORY ANALYSIS

This report shall not be reproduced, except in full,
without the written consent of Pace Analytical Services, LLC.



SAMPLE ANALYTE COUNT

Project: Harding Street P1R3

Pace Project No.: 50350859

Lab ID	Sample ID	Method	Analysts	Analytes Reported	Laboratory
50350859001	MW-14I	EPA 9056	KBB	3	PASI-I
		EPA 6010	ELK	15	PASI-I
		EPA 6010	JPK	3	PASI-I
		EPA 6020	MGM	6	PASI-I
		EPA 7470	ILP	1	PASI-I
		EPA 903.1	CLM	1	PASI-PA
		EPA 904.0	VAL	1	PASI-PA
		Total Radium Calculation	JAL	1	PASI-PA
		SM 2320B	DAW	3	PASI-I
		SM 2540C	IRH	1	PASI-I
		SM 4500-H+B	RJP	1	PASI-I
		SM 4500-S2-D	STS	1	PASI-I
		HACH 8146	BEP	1	PASI-I
		EPA 353.2	DAW	2	PASI-I
		EPA 365.1	YAM	1	PASI-I
		SM 5310C	ATS	1	PASI-I
		SM 5310C	ATS	1	PASI-I
		50350859002	MW-14IL	EPA 9056	KBB
EPA 6010	ELK			15	PASI-I
EPA 6010	JPK			3	PASI-I
EPA 6020	MGM			6	PASI-I
EPA 7470	ILP			1	PASI-I
EPA 903.1	CLM			1	PASI-PA
EPA 904.0	VAL			1	PASI-PA
Total Radium Calculation	JAL			1	PASI-PA
SM 2320B	DAW			3	PASI-I
SM 2540C	IRH			1	PASI-I
SM 4500-H+B	RJP			1	PASI-I
SM 4500-S2-D	STS			1	PASI-I
HACH 8146	BEP			1	PASI-I
EPA 353.2	DAW			2	PASI-I
EPA 365.1	YAM			1	PASI-I
SM 5310C	ATS			1	PASI-I
SM 5310C	ATS			1	PASI-I
50350859003	MW-14DI			EPA 9056	KBB
		EPA 6010	ELK	15	PASI-I
		EPA 6010	JPK	3	PASI-I

REPORT OF LABORATORY ANALYSIS

This report shall not be reproduced, except in full, without the written consent of Pace Analytical Services, LLC.



SAMPLE ANALYTE COUNT

Project: Harding Street P1R3

Pace Project No.: 50350859

Lab ID	Sample ID	Method	Analysts	Analytes Reported	Laboratory
		EPA 6020	MGM	6	PASI-I
		EPA 7470	ILP	1	PASI-I
		EPA 903.1	CLM	1	PASI-PA
		EPA 904.0	VAL	1	PASI-PA
		Total Radium Calculation	JAL	1	PASI-PA
		SM 2320B	DAW	3	PASI-I
		SM 2540C	IRH	1	PASI-I
		SM 4500-H+B	RJP	1	PASI-I
		SM 4500-S2-D	STS	1	PASI-I
		HACH 8146	BEP	1	PASI-I
		EPA 353.2	DAW	2	PASI-I
		EPA 365.1	YAM	1	PASI-I
		SM 5310C	ATS	1	PASI-I
		SM 5310C	ATS	1	PASI-I
50350859004	FB-1	EPA 9056	KBB	3	PASI-I
		EPA 6010	ELK	15	PASI-I
		EPA 6020	MGM	6	PASI-I
		EPA 7470	ILP	1	PASI-I
		EPA 903.1	CLM	1	PASI-PA
		EPA 904.0	VAL	1	PASI-PA
		Total Radium Calculation	JAL	1	PASI-PA
		SM 2320B	DAW	3	PASI-I
		SM 2540C	IRH	1	PASI-I
		SM 4500-H+B	RJP	1	PASI-I
		SM 4500-S2-D	STS	1	PASI-I
		HACH 8146	BEP	1	PASI-I
		EPA 353.2	DAW	2	PASI-I
		EPA 365.1	YAM	1	PASI-I
		SM 5310C	ATS	1	PASI-I

PASI-I = Pace Analytical Services - Indianapolis
PASI-PA = Pace Analytical Services - Greensburg

REPORT OF LABORATORY ANALYSIS

This report shall not be reproduced, except in full,
without the written consent of Pace Analytical Services, LLC.



SUMMARY OF DETECTION

Project: Harding Street P1R3

Pace Project No.: 50350859

Lab Sample ID	Client Sample ID	Result	Units	Report Limit	Analyzed	Qualifiers
Method	Parameters					
50350859001	MW-14I					
EPA 9056	Chloride	127	mg/L	25.0	08/17/23 13:33	
EPA 9056	Fluoride	0.32	mg/L	0.10	08/17/23 12:57	
EPA 9056	Sulfate	1320	mg/L	25.0	08/17/23 13:33	
EPA 6010	Barium	32.4	ug/L	10.0	08/15/23 16:05	
EPA 6010	Boron	35100	ug/L	100	08/15/23 16:05	
EPA 6010	Calcium	406000	ug/L	5000	08/15/23 17:07	
EPA 6010	Iron	7440	ug/L	100	08/15/23 16:05	
EPA 6010	Lithium	483	ug/L	20.0	08/15/23 16:05	
EPA 6010	Magnesium	134000	ug/L	1000	08/15/23 16:05	
EPA 6010	Manganese	448	ug/L	10.0	08/15/23 16:05	
EPA 6010	Molybdenum	123	ug/L	10.0	08/15/23 16:05	
EPA 6010	Potassium	34200	ug/L	1000	08/15/23 16:05	
EPA 6010	Silica	14200	ug/L	450	08/15/23 16:05	N2
EPA 6010	Sodium	196000	ug/L	1000	08/15/23 16:05	
EPA 6010	Iron, Dissolved	6980	ug/L	100	08/08/23 01:32	
EPA 6010	Manganese, Dissolved	466	ug/L	10.0	08/08/23 01:32	
EPA 6010	Molybdenum, Dissolved	120	ug/L	10.0	08/08/23 01:32	
EPA 6020	Arsenic	2.1	ug/L	1.0	08/05/23 16:52	
EPA 903.1	Radium-226	0.619 ± 0.834 (1.40) C:NA T:91%	pCi/L		08/25/23 12:06	
EPA 904.0	Radium-228	0.594 ± 0.418 (0.819) C:84% T:87%	pCi/L		08/24/23 15:42	
Total Radium Calculation	Total Radium	1.21 ± 1.25 (2.22)	pCi/L		08/28/23 16:24	
SM 2320B	Alkalinity, Total as CaCO3	247	mg/L	10.0	08/04/23 21:01	
SM 2320B	Alkalinity, Bicarbonate (CaCO3)	247	mg/L	10.0	08/04/23 21:01	
SM 2540C	Total Dissolved Solids	2740	mg/L	40.0	08/08/23 16:00	
SM 4500-H+B	pH at 25 Degrees C	7.1	Std. Units	0.10	08/17/23 11:54	H3
SM 5310C	Total Organic Carbon	2.0	mg/L	1.0	08/07/23 16:13	
SM 5310C	Dissolved Organic Carbon	2.4	mg/L	1.0	08/04/23 17:16	
50350859002	MW-14IL					
EPA 9056	Chloride	123	mg/L	25.0	08/18/23 12:10	
EPA 9056	Fluoride	0.20	mg/L	0.10	08/17/23 14:27	
EPA 9056	Sulfate	89.0	mg/L	2.5	08/17/23 14:45	
EPA 6010	Aluminum	302	ug/L	200	08/15/23 16:08	
EPA 6010	Barium	403	ug/L	10.0	08/15/23 16:08	
EPA 6010	Boron	283	ug/L	100	08/15/23 16:08	
EPA 6010	Calcium	106000	ug/L	1000	08/15/23 16:08	
EPA 6010	Iron	7100	ug/L	100	08/15/23 16:08	
EPA 6010	Magnesium	28100	ug/L	1000	08/15/23 16:08	
EPA 6010	Manganese	259	ug/L	10.0	08/15/23 16:08	
EPA 6010	Potassium	3620	ug/L	1000	08/15/23 16:08	
EPA 6010	Silica	14900	ug/L	450	08/15/23 16:08	N2

REPORT OF LABORATORY ANALYSIS

This report shall not be reproduced, except in full,
without the written consent of Pace Analytical Services, LLC.



SUMMARY OF DETECTION

Project: Harding Street P1R3

Pace Project No.: 50350859

Lab Sample ID	Client Sample ID	Result	Units	Report Limit	Analyzed	Qualifiers
Method	Parameters					
50350859002	MW-14IL					
EPA 6010	Sodium	69400	ug/L	1000	08/15/23 16:08	
EPA 6010	Iron, Dissolved	6500	ug/L	100	08/08/23 01:34	
EPA 6010	Manganese, Dissolved	275	ug/L	10.0	08/08/23 01:34	
EPA 6020	Arsenic	25.2	ug/L	1.0	08/05/23 16:56	
EPA 903.1	Radium-226	1.93 ± 1.11 (1.46) C:NA T:84%	pCi/L		08/25/23 12:06	
EPA 904.0	Radium-228	0.954 ± 0.522 (0.950) C:75% T:80%	pCi/L		08/24/23 15:42	
Total Radium Calculation	Total Radium	2.88 ± 1.63 (2.41)	pCi/L		08/28/23 16:24	
SM 2320B	Alkalinity, Total as CaCO3	256	mg/L	10.0	08/04/23 21:01	
SM 2320B	Alkalinity,Bicarbonate (CaCO3)	256	mg/L	10.0	08/04/23 21:01	
SM 2540C	Total Dissolved Solids	661	mg/L	10.0	08/08/23 16:01	
SM 4500-H+B	pH at 25 Degrees C	7.3	Std. Units	0.10	08/17/23 11:55	H3
EPA 365.1	Phosphate as P04	0.84	mg/L	0.15	08/15/23 15:11	
SM 5310C	Total Organic Carbon	2.0	mg/L	1.0	08/07/23 16:33	
SM 5310C	Dissolved Organic Carbon	2.7	mg/L	1.0	08/04/23 17:54	
50350859003	MW-14DI					
EPA 9056	Chloride	114	mg/L	2.5	08/17/23 15:21	
EPA 9056	Fluoride	0.21	mg/L	0.10	08/17/23 15:03	
EPA 9056	Sulfate	64.1	mg/L	2.5	08/17/23 15:21	
EPA 6010	Barium	366	ug/L	10.0	08/15/23 16:10	
EPA 6010	Boron	266	ug/L	100	08/15/23 16:10	
EPA 6010	Calcium	93600	ug/L	1000	08/15/23 16:10	
EPA 6010	Iron	5740	ug/L	100	08/15/23 16:10	
EPA 6010	Magnesium	25000	ug/L	1000	08/15/23 16:10	
EPA 6010	Manganese	146	ug/L	10.0	08/15/23 16:10	
EPA 6010	Potassium	3670	ug/L	1000	08/15/23 16:10	
EPA 6010	Silica	14400	ug/L	450	08/15/23 16:10	N2
EPA 6010	Sodium	67400	ug/L	1000	08/15/23 16:10	
EPA 6010	Iron, Dissolved	5230	ug/L	100	08/08/23 01:36	
EPA 6010	Manganese, Dissolved	147	ug/L	10.0	08/08/23 01:36	
EPA 6020	Arsenic	25.2	ug/L	1.0	08/05/23 17:00	
EPA 903.1	Radium-226	0.877 ± 0.788 (1.20) C:NA T:92%	pCi/L		08/25/23 12:06	
EPA 904.0	Radium-228	1.01 ± 0.496 (0.871) C:77% T:82%	pCi/L		08/24/23 15:42	
Total Radium Calculation	Total Radium	1.89 ± 1.28 (2.07)	pCi/L		08/28/23 16:24	
SM 2320B	Alkalinity, Total as CaCO3	233	mg/L	10.0	08/04/23 21:01	
SM 2320B	Alkalinity,Bicarbonate (CaCO3)	233	mg/L	10.0	08/04/23 21:01	

REPORT OF LABORATORY ANALYSIS

This report shall not be reproduced, except in full,
without the written consent of Pace Analytical Services, LLC.



SUMMARY OF DETECTION

Project: Harding Street P1R3

Pace Project No.: 50350859

Lab Sample ID Method	Client Sample ID Parameters	Result	Units	Report Limit	Analyzed	Qualifiers
50350859003	MW-14DI					
SM 2540C	Total Dissolved Solids	571	mg/L	10.0	08/08/23 16:01	
SM 4500-H+B	pH at 25 Degrees C	7.3	Std. Units	0.10	08/17/23 12:04	H3
EPA 365.1	Phosphate as P04	0.83	mg/L	0.15	08/15/23 15:12	
SM 5310C	Total Organic Carbon	1.9	mg/L	1.0	08/07/23 16:53	
SM 5310C	Dissolved Organic Carbon	2.5	mg/L	1.0	08/04/23 18:17	
50350859004	FB-1					
EPA 9056	Chloride	0.47	mg/L	0.25	08/17/23 15:39	
EPA 903.1	Radium-226	0.0900 ± 0.808 (1.57) C:NA T:89%	pCi/L		08/25/23 12:06	
EPA 904.0	Radium-228	1.20 ± 0.598 (1.07) C:77% T:74%	pCi/L		08/24/23 15:43	
Total Radium Calculation	Total Radium	1.29 ± 1.41 (2.64)	pCi/L		08/28/23 16:24	
SM 4500-H+B	pH at 25 Degrees C	7.3	Std. Units	0.10	08/17/23 12:02	H3

REPORT OF LABORATORY ANALYSIS

This report shall not be reproduced, except in full,
without the written consent of Pace Analytical Services, LLC.



ANALYTICAL RESULTS

Project: Harding Street P1R3

Pace Project No.: 50350859

Sample: MW-14 Lab ID: 50350859001 Collected: 08/02/23 10:55 Received: 08/03/23 15:55 Matrix: Water

Parameters	Results	Units	Report			Prepared	Analyzed	CAS No.	Qual
			Limit	MDL	DF				
9056 IC Anions									
Analytical Method: EPA 9056									
Pace Analytical Services - Indianapolis									
Chloride	127	mg/L	25.0	6.7	100		08/17/23 13:33	16887-00-6	
Fluoride	0.32	mg/L	0.10	0.017	1		08/17/23 12:57	16984-48-8	
Sulfate	1320	mg/L	25.0	19.0	100		08/17/23 13:33	14808-79-8	
6010 MET ICP									
Analytical Method: EPA 6010 Preparation Method: EPA 3010									
Pace Analytical Services - Indianapolis									
Aluminum	ND	ug/L	200	42.2	1	08/07/23 16:19	08/15/23 16:05	7429-90-5	
Barium	32.4	ug/L	10.0	1.9	1	08/07/23 16:19	08/15/23 16:05	7440-39-3	
Boron	35100	ug/L	100	12.3	1	08/07/23 16:19	08/15/23 16:05	7440-42-8	
Cadmium	ND	ug/L	2.0	0.59	1	08/07/23 16:19	08/15/23 16:05	7440-43-9	
Calcium	406000	ug/L	5000	715	5	08/07/23 16:19	08/15/23 17:07	7440-70-2	
Chromium	ND	ug/L	10.0	1.4	1	08/07/23 16:19	08/15/23 16:05	7440-47-3	
Iron	7440	ug/L	100	28.6	1	08/07/23 16:19	08/15/23 16:05	7439-89-6	
Lead	ND	ug/L	10.0	3.1	1	08/07/23 16:19	08/15/23 16:05	7439-92-1	
Lithium	483	ug/L	20.0	6.2	1	08/07/23 16:19	08/15/23 16:05	7439-93-2	
Magnesium	134000	ug/L	1000	45.6	1	08/07/23 16:19	08/15/23 16:05	7439-95-4	
Manganese	448	ug/L	10.0	2.8	1	08/07/23 16:19	08/15/23 16:05	7439-96-5	
Molybdenum	123	ug/L	10.0	1.2	1	08/07/23 16:19	08/15/23 16:05	7439-98-7	
Potassium	34200	ug/L	1000	219	1	08/07/23 16:19	08/15/23 16:05	7440-09-7	
Silica	14200	ug/L	450		1	08/07/23 16:19	08/15/23 16:05	7631-86-9	N2
Sodium	196000	ug/L	1000	288	1	08/07/23 16:19	08/15/23 16:05	7440-23-5	
6010 MET ICP, Dissolved									
Analytical Method: EPA 6010 Preparation Method: EPA 3010									
Pace Analytical Services - Indianapolis									
Iron, Dissolved	6980	ug/L	100	28.6	1	08/06/23 16:26	08/08/23 01:32	7439-89-6	
Manganese, Dissolved	466	ug/L	10.0	2.8	1	08/06/23 16:26	08/08/23 01:32	7439-96-5	
Molybdenum, Dissolved	120	ug/L	10.0	1.2	1	08/06/23 16:26	08/08/23 01:32	7439-98-7	
6020 MET ICPMS									
Analytical Method: EPA 6020 Preparation Method: EPA 200.2									
Pace Analytical Services - Indianapolis									
Antimony	ND	ug/L	1.0	0.13	1	08/05/23 05:15	08/05/23 16:52	7440-36-0	
Arsenic	2.1	ug/L	1.0	0.10	1	08/05/23 05:15	08/05/23 16:52	7440-38-2	
Beryllium	ND	ug/L	0.20	0.026	1	08/05/23 05:15	08/05/23 16:52	7440-41-7	
Cobalt	ND	ug/L	1.0	0.082	1	08/05/23 05:15	08/05/23 16:52	7440-48-4	
Selenium	ND	ug/L	1.0	0.44	1	08/05/23 05:15	08/05/23 16:52	7782-49-2	
Thallium	ND	ug/L	1.0	0.072	1	08/05/23 05:15	08/05/23 16:52	7440-28-0	
7470 Mercury									
Analytical Method: EPA 7470 Preparation Method: EPA 7470									
Pace Analytical Services - Indianapolis									
Mercury	ND	ug/L	0.20	0.12	1	08/09/23 20:48	08/10/23 08:05	7439-97-6	
2320B Alkalinity									
Analytical Method: SM 2320B									
Pace Analytical Services - Indianapolis									
Alkalinity, Total as CaCO3	247	mg/L	10.0	10.0	1		08/04/23 21:01		

REPORT OF LABORATORY ANALYSIS

This report shall not be reproduced, except in full,
without the written consent of Pace Analytical Services, LLC.



ANALYTICAL RESULTS

Project: Harding Street P1R3
 Pace Project No.: 50350859

Sample: MW-141 Lab ID: 50350859001 Collected: 08/02/23 10:55 Received: 08/03/23 15:55 Matrix: Water									
Parameters	Results	Units	Report Limit	MDL	DF	Prepared	Analyzed	CAS No.	Qual
2320B Alkalinity									
Analytical Method: SM 2320B Pace Analytical Services - Indianapolis									
Alkalinity,Bicarbonate (CaCO3)	247	mg/L	10.0	10.0	1		08/04/23 21:01		
Alkalinity,Carbonate (CaCO3)	ND	mg/L	10.0	10.0	1		08/04/23 21:01		
2540C Total Dissolved Solids									
Analytical Method: SM 2540C Pace Analytical Services - Indianapolis									
Total Dissolved Solids	2740	mg/L	40.0	40.0	1		08/08/23 16:00		
4500H+ pH, Electrometric									
Analytical Method: SM 4500-H+B Pace Analytical Services - Indianapolis									
pH at 25 Degrees C	7.1	Std. Units	0.10	0.10	1		08/17/23 11:54		H3
4500S2D Sulfide Water									
Analytical Method: SM 4500-S2-D Pace Analytical Services - Indianapolis									
Sulfide	ND	mg/L	0.10	0.025	1		08/04/23 12:09	18496-25-8	
Iron, Ferrous									
Analytical Method: HACH 8146 Pace Analytical Services - Indianapolis									
Iron, Ferrous	ND	mg/L	0.20	0.035	1		08/09/23 13:05	15438-31-0	H3,N2
353.2 Nitrogen, NO2/NO3 unpres									
Analytical Method: EPA 353.2 Pace Analytical Services - Indianapolis									
Nitrogen, Nitrate	ND	mg/L	0.10	0.011	1		08/04/23 00:18	14797-55-8	
Nitrogen, Nitrite	ND	mg/L	0.10	0.0040	1		08/04/23 00:18	14797-65-0	
365.1 Total Phosphorus									
Analytical Method: EPA 365.1 Preparation Method: EPA 365.1 Pace Analytical Services - Indianapolis									
Phosphate as P04	ND	mg/L	0.15	0.15	1	08/11/23 12:00	08/15/23 15:11		
5310C TOC									
Analytical Method: SM 5310C Pace Analytical Services - Indianapolis									
Total Organic Carbon	2.0	mg/L	1.0	0.24	1		08/07/23 16:13	7440-44-0	
5310C Dissolved Organic Carbon									
Analytical Method: SM 5310C Pace Analytical Services - Indianapolis									
Dissolved Organic Carbon	2.4	mg/L	1.0	0.24	1		08/04/23 17:16		

REPORT OF LABORATORY ANALYSIS

This report shall not be reproduced, except in full,
 without the written consent of Pace Analytical Services, LLC.



ANALYTICAL RESULTS

Project: Harding Street P1R3

Pace Project No.: 50350859

Sample: MW-14IL **Lab ID: 50350859002** Collected: 08/02/23 11:30 Received: 08/03/23 15:55 Matrix: Water

Parameters	Results	Units	Report			Prepared	Analyzed	CAS No.	Qual
			Limit	MDL	DF				
9056 IC Anions									
Analytical Method: EPA 9056									
Pace Analytical Services - Indianapolis									
Chloride	123	mg/L	25.0	6.7	100		08/18/23 12:10	16887-00-6	
Fluoride	0.20	mg/L	0.10	0.017	1		08/17/23 14:27	16984-48-8	
Sulfate	89.0	mg/L	2.5	1.9	10		08/17/23 14:45	14808-79-8	
6010 MET ICP									
Analytical Method: EPA 6010 Preparation Method: EPA 3010									
Pace Analytical Services - Indianapolis									
Aluminum	302	ug/L	200	42.2	1	08/07/23 16:19	08/15/23 16:08	7429-90-5	
Barium	403	ug/L	10.0	1.9	1	08/07/23 16:19	08/15/23 16:08	7440-39-3	
Boron	283	ug/L	100	12.3	1	08/07/23 16:19	08/15/23 16:08	7440-42-8	
Cadmium	ND	ug/L	2.0	0.59	1	08/07/23 16:19	08/15/23 16:08	7440-43-9	
Calcium	106000	ug/L	1000	143	1	08/07/23 16:19	08/15/23 16:08	7440-70-2	
Chromium	ND	ug/L	10.0	1.4	1	08/07/23 16:19	08/15/23 16:08	7440-47-3	
Iron	7100	ug/L	100	28.6	1	08/07/23 16:19	08/15/23 16:08	7439-89-6	
Lead	ND	ug/L	10.0	3.1	1	08/07/23 16:19	08/15/23 16:08	7439-92-1	
Lithium	ND	ug/L	20.0	6.2	1	08/07/23 16:19	08/15/23 16:08	7439-93-2	
Magnesium	28100	ug/L	1000	45.6	1	08/07/23 16:19	08/15/23 16:08	7439-95-4	
Manganese	259	ug/L	10.0	2.8	1	08/07/23 16:19	08/15/23 16:08	7439-96-5	
Molybdenum	ND	ug/L	10.0	1.2	1	08/07/23 16:19	08/15/23 16:08	7439-98-7	
Potassium	3620	ug/L	1000	219	1	08/07/23 16:19	08/15/23 16:08	7440-09-7	
Silica	14900	ug/L	450		1	08/07/23 16:19	08/15/23 16:08	7631-86-9	N2
Sodium	69400	ug/L	1000	288	1	08/07/23 16:19	08/15/23 16:08	7440-23-5	
6010 MET ICP, Dissolved									
Analytical Method: EPA 6010 Preparation Method: EPA 3010									
Pace Analytical Services - Indianapolis									
Iron, Dissolved	6500	ug/L	100	28.6	1	08/06/23 16:26	08/08/23 01:34	7439-89-6	
Manganese, Dissolved	275	ug/L	10.0	2.8	1	08/06/23 16:26	08/08/23 01:34	7439-96-5	
Molybdenum, Dissolved	ND	ug/L	10.0	1.2	1	08/06/23 16:26	08/08/23 01:34	7439-98-7	
6020 MET ICPMS									
Analytical Method: EPA 6020 Preparation Method: EPA 200.2									
Pace Analytical Services - Indianapolis									
Antimony	ND	ug/L	1.0	0.13	1	08/05/23 05:15	08/05/23 16:56	7440-36-0	
Arsenic	25.2	ug/L	1.0	0.10	1	08/05/23 05:15	08/05/23 16:56	7440-38-2	
Beryllium	ND	ug/L	0.20	0.026	1	08/05/23 05:15	08/05/23 16:56	7440-41-7	
Cobalt	ND	ug/L	1.0	0.082	1	08/05/23 05:15	08/05/23 16:56	7440-48-4	
Selenium	ND	ug/L	1.0	0.44	1	08/05/23 05:15	08/05/23 16:56	7782-49-2	
Thallium	ND	ug/L	1.0	0.072	1	08/05/23 05:15	08/05/23 16:56	7440-28-0	
7470 Mercury									
Analytical Method: EPA 7470 Preparation Method: EPA 7470									
Pace Analytical Services - Indianapolis									
Mercury	ND	ug/L	0.20	0.12	1	08/09/23 20:48	08/10/23 08:08	7439-97-6	
2320B Alkalinity									
Analytical Method: SM 2320B									
Pace Analytical Services - Indianapolis									
Alkalinity, Total as CaCO3	256	mg/L	10.0	10.0	1		08/04/23 21:01		

REPORT OF LABORATORY ANALYSIS

This report shall not be reproduced, except in full,
without the written consent of Pace Analytical Services, LLC.



ANALYTICAL RESULTS

Project: Harding Street P1R3
 Pace Project No.: 50350859

Sample: MW-14IL Lab ID: 50350859002 Collected: 08/02/23 11:30 Received: 08/03/23 15:55 Matrix: Water									
Parameters	Results	Units	Report Limit	MDL	DF	Prepared	Analyzed	CAS No.	Qual
2320B Alkalinity									
Analytical Method: SM 2320B Pace Analytical Services - Indianapolis									
Alkalinity,Bicarbonate (CaCO3)	256	mg/L	10.0	10.0	1		08/04/23 21:01		
Alkalinity,Carbonate (CaCO3)	ND	mg/L	10.0	10.0	1		08/04/23 21:01		
2540C Total Dissolved Solids									
Analytical Method: SM 2540C Pace Analytical Services - Indianapolis									
Total Dissolved Solids	661	mg/L	10.0	10.0	1		08/08/23 16:01		
4500H+ pH, Electrometric									
Analytical Method: SM 4500-H+B Pace Analytical Services - Indianapolis									
pH at 25 Degrees C	7.3	Std. Units	0.10	0.10	1		08/17/23 11:55		H3
4500S2D Sulfide Water									
Analytical Method: SM 4500-S2-D Pace Analytical Services - Indianapolis									
Sulfide	ND	mg/L	0.10	0.025	1		08/04/23 12:09	18496-25-8	
Iron, Ferrous									
Analytical Method: HACH 8146 Pace Analytical Services - Indianapolis									
Iron, Ferrous	ND	mg/L	0.20	0.035	1		08/09/23 13:06	15438-31-0	H3,N2
353.2 Nitrogen, NO2/NO3 unpres									
Analytical Method: EPA 353.2 Pace Analytical Services - Indianapolis									
Nitrogen, Nitrate	ND	mg/L	0.10	0.011	1		08/04/23 00:20	14797-55-8	
Nitrogen, Nitrite	ND	mg/L	0.10	0.0040	1		08/04/23 00:20	14797-65-0	
365.1 Total Phosphorus									
Analytical Method: EPA 365.1 Preparation Method: EPA 365.1 Pace Analytical Services - Indianapolis									
Phosphate as P04	0.84	mg/L	0.15	0.15	1	08/11/23 12:00	08/15/23 15:11		
5310C TOC									
Analytical Method: SM 5310C Pace Analytical Services - Indianapolis									
Total Organic Carbon	2.0	mg/L	1.0	0.24	1		08/07/23 16:33	7440-44-0	
5310C Dissolved Organic Carbon									
Analytical Method: SM 5310C Pace Analytical Services - Indianapolis									
Dissolved Organic Carbon	2.7	mg/L	1.0	0.24	1		08/04/23 17:54		

REPORT OF LABORATORY ANALYSIS

This report shall not be reproduced, except in full,
 without the written consent of Pace Analytical Services, LLC.



ANALYTICAL RESULTS

Project: Harding Street P1R3

Pace Project No.: 50350859

Sample: MW-14DI Lab ID: 50350859003 Collected: 08/02/23 12:20 Received: 08/03/23 15:55 Matrix: Water

Parameters	Results	Units	Report			Prepared	Analyzed	CAS No.	Qual
			Limit	MDL	DF				
9056 IC Anions									
Analytical Method: EPA 9056									
Pace Analytical Services - Indianapolis									
Chloride	114	mg/L	2.5	0.67	10		08/17/23 15:21	16887-00-6	
Fluoride	0.21	mg/L	0.10	0.017	1		08/17/23 15:03	16984-48-8	
Sulfate	64.1	mg/L	2.5	1.9	10		08/17/23 15:21	14808-79-8	
6010 MET ICP									
Analytical Method: EPA 6010 Preparation Method: EPA 3010									
Pace Analytical Services - Indianapolis									
Aluminum	ND	ug/L	200	42.2	1	08/07/23 16:19	08/15/23 16:10	7429-90-5	
Barium	366	ug/L	10.0	1.9	1	08/07/23 16:19	08/15/23 16:10	7440-39-3	
Boron	266	ug/L	100	12.3	1	08/07/23 16:19	08/15/23 16:10	7440-42-8	
Cadmium	ND	ug/L	2.0	0.59	1	08/07/23 16:19	08/15/23 16:10	7440-43-9	
Calcium	93600	ug/L	1000	143	1	08/07/23 16:19	08/15/23 16:10	7440-70-2	
Chromium	ND	ug/L	10.0	1.4	1	08/07/23 16:19	08/15/23 16:10	7440-47-3	
Iron	5740	ug/L	100	28.6	1	08/07/23 16:19	08/15/23 16:10	7439-89-6	
Lead	ND	ug/L	10.0	3.1	1	08/07/23 16:19	08/15/23 16:10	7439-92-1	
Lithium	ND	ug/L	20.0	6.2	1	08/07/23 16:19	08/15/23 16:10	7439-93-2	
Magnesium	25000	ug/L	1000	45.6	1	08/07/23 16:19	08/15/23 16:10	7439-95-4	
Manganese	146	ug/L	10.0	2.8	1	08/07/23 16:19	08/15/23 16:10	7439-96-5	
Molybdenum	ND	ug/L	10.0	1.2	1	08/07/23 16:19	08/15/23 16:10	7439-98-7	
Potassium	3670	ug/L	1000	219	1	08/07/23 16:19	08/15/23 16:10	7440-09-7	
Silica	14400	ug/L	450		1	08/07/23 16:19	08/15/23 16:10	7631-86-9	N2
Sodium	67400	ug/L	1000	288	1	08/07/23 16:19	08/15/23 16:10	7440-23-5	
6010 MET ICP, Dissolved									
Analytical Method: EPA 6010 Preparation Method: EPA 3010									
Pace Analytical Services - Indianapolis									
Iron, Dissolved	5230	ug/L	100	28.6	1	08/06/23 16:26	08/08/23 01:36	7439-89-6	
Manganese, Dissolved	147	ug/L	10.0	2.8	1	08/06/23 16:26	08/08/23 01:36	7439-96-5	
Molybdenum, Dissolved	ND	ug/L	10.0	1.2	1	08/06/23 16:26	08/08/23 01:36	7439-98-7	
6020 MET ICPMS									
Analytical Method: EPA 6020 Preparation Method: EPA 200.2									
Pace Analytical Services - Indianapolis									
Antimony	ND	ug/L	1.0	0.13	1	08/05/23 05:15	08/05/23 17:00	7440-36-0	
Arsenic	25.2	ug/L	1.0	0.10	1	08/05/23 05:15	08/05/23 17:00	7440-38-2	
Beryllium	ND	ug/L	0.20	0.026	1	08/05/23 05:15	08/05/23 17:00	7440-41-7	
Cobalt	ND	ug/L	1.0	0.082	1	08/05/23 05:15	08/05/23 17:00	7440-48-4	
Selenium	ND	ug/L	1.0	0.44	1	08/05/23 05:15	08/05/23 17:00	7782-49-2	
Thallium	ND	ug/L	1.0	0.072	1	08/05/23 05:15	08/05/23 17:00	7440-28-0	
7470 Mercury									
Analytical Method: EPA 7470 Preparation Method: EPA 7470									
Pace Analytical Services - Indianapolis									
Mercury	ND	ug/L	0.20	0.12	1	08/09/23 20:48	08/10/23 08:10	7439-97-6	
2320B Alkalinity									
Analytical Method: SM 2320B									
Pace Analytical Services - Indianapolis									
Alkalinity, Total as CaCO3	233	mg/L	10.0	10.0	1		08/04/23 21:01		

REPORT OF LABORATORY ANALYSIS

This report shall not be reproduced, except in full,
without the written consent of Pace Analytical Services, LLC.



ANALYTICAL RESULTS

Project: Harding Street P1R3
 Pace Project No.: 50350859

Sample: MW-14DI Lab ID: 50350859003 Collected: 08/02/23 12:20 Received: 08/03/23 15:55 Matrix: Water									
Parameters	Results	Units	Report Limit	MDL	DF	Prepared	Analyzed	CAS No.	Qual
2320B Alkalinity									
Analytical Method: SM 2320B Pace Analytical Services - Indianapolis									
Alkalinity,Bicarbonate (CaCO3)	233	mg/L	10.0	10.0	1		08/04/23 21:01		
Alkalinity,Carbonate (CaCO3)	ND	mg/L	10.0	10.0	1		08/04/23 21:01		
2540C Total Dissolved Solids									
Analytical Method: SM 2540C Pace Analytical Services - Indianapolis									
Total Dissolved Solids	571	mg/L	10.0	10.0	1		08/08/23 16:01		
4500H+ pH, Electrometric									
Analytical Method: SM 4500-H+B Pace Analytical Services - Indianapolis									
pH at 25 Degrees C	7.3	Std. Units	0.10	0.10	1		08/17/23 12:04		H3
4500S2D Sulfide Water									
Analytical Method: SM 4500-S2-D Pace Analytical Services - Indianapolis									
Sulfide	ND	mg/L	0.10	0.025	1		08/04/23 12:09	18496-25-8	
Iron, Ferrous									
Analytical Method: HACH 8146 Pace Analytical Services - Indianapolis									
Iron, Ferrous	ND	mg/L	0.20	0.035	1		08/09/23 13:06	15438-31-0	H3,N2
353.2 Nitrogen, NO2/NO3 unpres									
Analytical Method: EPA 353.2 Pace Analytical Services - Indianapolis									
Nitrogen, Nitrate	ND	mg/L	0.10	0.011	1		08/04/23 00:28	14797-55-8	
Nitrogen, Nitrite	ND	mg/L	0.10	0.0040	1		08/04/23 00:28	14797-65-0	
365.1 Total Phosphorus									
Analytical Method: EPA 365.1 Preparation Method: EPA 365.1 Pace Analytical Services - Indianapolis									
Phosphate as P04	0.83	mg/L	0.15	0.15	1	08/11/23 12:00	08/15/23 15:12		
5310C TOC									
Analytical Method: SM 5310C Pace Analytical Services - Indianapolis									
Total Organic Carbon	1.9	mg/L	1.0	0.24	1		08/07/23 16:53	7440-44-0	
5310C Dissolved Organic Carbon									
Analytical Method: SM 5310C Pace Analytical Services - Indianapolis									
Dissolved Organic Carbon	2.5	mg/L	1.0	0.24	1		08/04/23 18:17		

REPORT OF LABORATORY ANALYSIS

This report shall not be reproduced, except in full,
 without the written consent of Pace Analytical Services, LLC.



ANALYTICAL RESULTS

Project: Harding Street P1R3
 Pace Project No.: 50350859

Sample: FB-1 **Lab ID: 50350859004** Collected: 08/02/23 12:00 Received: 08/03/23 15:55 Matrix: Water

Parameters	Results	Units	Report			Prepared	Analyzed	CAS No.	Qual
			Limit	MDL	DF				
9056 IC Anions									
Analytical Method: EPA 9056									
Pace Analytical Services - Indianapolis									
Chloride	0.47	mg/L	0.25	0.067	1		08/17/23 15:39	16887-00-6	
Fluoride	ND	mg/L	0.10	0.017	1		08/17/23 15:39	16984-48-8	
Sulfate	ND	mg/L	0.25	0.19	1		08/17/23 15:39	14808-79-8	
6010 MET ICP									
Analytical Method: EPA 6010 Preparation Method: EPA 3010									
Pace Analytical Services - Indianapolis									
Aluminum	ND	ug/L	200	42.2	1	08/07/23 16:19	08/15/23 16:12	7429-90-5	
Barium	ND	ug/L	10.0	1.9	1	08/07/23 16:19	08/15/23 16:12	7440-39-3	
Boron	ND	ug/L	100	12.3	1	08/07/23 16:19	08/15/23 16:12	7440-42-8	
Cadmium	ND	ug/L	2.0	0.59	1	08/07/23 16:19	08/15/23 16:12	7440-43-9	
Calcium	ND	ug/L	1000	143	1	08/07/23 16:19	08/15/23 16:12	7440-70-2	
Chromium	ND	ug/L	10.0	1.4	1	08/07/23 16:19	08/15/23 16:12	7440-47-3	
Iron	ND	ug/L	100	28.6	1	08/07/23 16:19	08/15/23 16:12	7439-89-6	
Lead	ND	ug/L	10.0	3.1	1	08/07/23 16:19	08/15/23 16:12	7439-92-1	
Lithium	ND	ug/L	20.0	6.2	1	08/07/23 16:19	08/15/23 16:12	7439-93-2	
Magnesium	ND	ug/L	1000	45.6	1	08/07/23 16:19	08/15/23 16:12	7439-95-4	
Manganese	ND	ug/L	10.0	2.8	1	08/07/23 16:19	08/15/23 16:12	7439-96-5	
Molybdenum	ND	ug/L	10.0	1.2	1	08/07/23 16:19	08/15/23 16:12	7439-98-7	
Potassium	ND	ug/L	1000	219	1	08/07/23 16:19	08/15/23 16:12	7440-09-7	
Silica	ND	ug/L	450		1	08/07/23 16:19	08/15/23 16:12	7631-86-9	N2
Sodium	ND	ug/L	1000	288	1	08/07/23 16:19	08/15/23 16:12	7440-23-5	
6020 MET ICPMS									
Analytical Method: EPA 6020 Preparation Method: EPA 200.2									
Pace Analytical Services - Indianapolis									
Antimony	ND	ug/L	1.0	0.13	1	08/05/23 05:15	08/05/23 17:04	7440-36-0	
Arsenic	ND	ug/L	1.0	0.10	1	08/05/23 05:15	08/05/23 17:04	7440-38-2	
Beryllium	ND	ug/L	0.20	0.026	1	08/05/23 05:15	08/05/23 17:04	7440-41-7	
Cobalt	ND	ug/L	1.0	0.082	1	08/05/23 05:15	08/05/23 17:04	7440-48-4	
Selenium	ND	ug/L	1.0	0.44	1	08/05/23 05:15	08/05/23 17:04	7782-49-2	
Thallium	ND	ug/L	1.0	0.072	1	08/05/23 05:15	08/05/23 17:04	7440-28-0	
7470 Mercury									
Analytical Method: EPA 7470 Preparation Method: EPA 7470									
Pace Analytical Services - Indianapolis									
Mercury	ND	ug/L	0.20	0.12	1	08/09/23 20:48	08/10/23 08:12	7439-97-6	
2320B Alkalinity									
Analytical Method: SM 2320B									
Pace Analytical Services - Indianapolis									
Alkalinity, Total as CaCO3	ND	mg/L	10.0	10.0	1		08/04/23 21:01		
Alkalinity,Bicarbonate (CaCO3)	ND	mg/L	10.0	10.0	1		08/04/23 21:01		
Alkalinity,Carbonate (CaCO3)	ND	mg/L	10.0	10.0	1		08/04/23 21:01		
2540C Total Dissolved Solids									
Analytical Method: SM 2540C									
Pace Analytical Services - Indianapolis									
Total Dissolved Solids	ND	mg/L	10.0	10.0	1		08/08/23 16:02		PL

REPORT OF LABORATORY ANALYSIS

This report shall not be reproduced, except in full,
 without the written consent of Pace Analytical Services, LLC.



ANALYTICAL RESULTS

Project: Harding Street P1R3

Pace Project No.: 50350859

Parameters	Results	Units	Report Limit	MDL	DF	Prepared	Analyzed	CAS No.	Qual
Sample: FB-1									
Lab ID: 50350859004									
Collected: 08/02/23 12:00 Received: 08/03/23 15:55 Matrix: Water									
4500H+ pH, Electrometric									
Analytical Method: SM 4500-H+B									
Pace Analytical Services - Indianapolis									
pH at 25 Degrees C	7.3	Std. Units	0.10	0.10	1		08/17/23 12:02		H3
4500S2D Sulfide Water									
Analytical Method: SM 4500-S2-D									
Pace Analytical Services - Indianapolis									
Sulfide	ND	mg/L	0.10	0.025	1		08/04/23 12:09	18496-25-8	
Iron, Ferrous									
Analytical Method: HACH 8146									
Pace Analytical Services - Indianapolis									
Iron, Ferrous	ND	mg/L	0.20	0.035	1		08/09/23 13:06	15438-31-0	H3,N2
353.2 Nitrogen, NO2/NO3 unpres									
Analytical Method: EPA 353.2									
Pace Analytical Services - Indianapolis									
Nitrogen, Nitrate	ND	mg/L	0.10	0.011	1		08/04/23 00:26	14797-55-8	
Nitrogen, Nitrite	ND	mg/L	0.10	0.0040	1		08/04/23 00:26	14797-65-0	
365.1 Total Phosphorus									
Analytical Method: EPA 365.1 Preparation Method: EPA 365.1									
Pace Analytical Services - Indianapolis									
Phosphate as P04	ND	mg/L	0.15	0.15	1	08/11/23 12:00	08/15/23 15:14		
5310C TOC									
Analytical Method: SM 5310C									
Pace Analytical Services - Indianapolis									
Total Organic Carbon	ND	mg/L	1.0	0.24	1		08/07/23 17:12	7440-44-0	

REPORT OF LABORATORY ANALYSIS

This report shall not be reproduced, except in full,
without the written consent of Pace Analytical Services, LLC.



QUALITY CONTROL DATA

Project: Harding Street P1R3

Pace Project No.: 50350859

QC Batch:	748115	Analysis Method:	EPA 9056
QC Batch Method:	EPA 9056	Analysis Description:	9056 IC Anions
		Laboratory:	Pace Analytical Services - Indianapolis

Associated Lab Samples: 50350859001, 50350859002, 50350859003, 50350859004

METHOD BLANK: 3429670 Matrix: Water
 Associated Lab Samples: 50350859001, 50350859002, 50350859003, 50350859004

Parameter	Units	Blank Result	Reporting Limit	MDL	Analyzed	Qualifiers
Chloride	mg/L	ND	0.25	0.067	08/17/23 09:59	
Fluoride	mg/L	ND	0.10	0.017	08/17/23 09:59	
Sulfate	mg/L	ND	0.25	0.19	08/17/23 09:59	

LABORATORY CONTROL SAMPLE: 3429671

Parameter	Units	Spike Conc.	LCS Result	LCS % Rec	% Rec Limits	Qualifiers
Chloride	mg/L	2.5	2.3	90	80-120	
Fluoride	mg/L	1	0.94	94	80-120	
Sulfate	mg/L	5	5.1	102	80-120	

MATRIX SPIKE & MATRIX SPIKE DUPLICATE: 3429672 3429673

Parameter	Units	50350738001		50350738002		50350738003		% Rec	% Rec	% Rec Limits	RPD	Max RPD	Qual
		MS Result	MSD Spike Conc.	MS Result	MSD Spike Conc.	MS Result	MSD Spike Conc.						
Chloride	mg/L	144	250	250	382	380	95	94	80-120	1	15		
Fluoride	mg/L	0.21	1	1	1.2	1.2	95	95	80-120	1	15		
Sulfate	mg/L	368	500	500	846	845	95	95	80-120	0	15		

Results presented on this page are in the units indicated by the "Units" column except where an alternate unit is presented to the right of the result.

REPORT OF LABORATORY ANALYSIS

This report shall not be reproduced, except in full, without the written consent of Pace Analytical Services, LLC.



QUALITY CONTROL DATA

Project: Harding Street P1R3

Pace Project No.: 50350859

QC Batch:	747337	Analysis Method:	EPA 7470
QC Batch Method:	EPA 7470	Analysis Description:	7470 Mercury
		Laboratory:	Pace Analytical Services - Indianapolis

Associated Lab Samples: 50350859001, 50350859002, 50350859003, 50350859004

METHOD BLANK: 3425981 Matrix: Water
 Associated Lab Samples: 50350859001, 50350859002, 50350859003, 50350859004

Parameter	Units	Blank Result	Reporting Limit	MDL	Analyzed	Qualifiers
Mercury	ug/L	ND	0.20	0.12	08/10/23 08:00	

LABORATORY CONTROL SAMPLE: 3425982

Parameter	Units	Spike Conc.	LCS Result	LCS % Rec	% Rec Limits	Qualifiers
Mercury	ug/L	5	4.7	94	80-120	

MATRIX SPIKE & MATRIX SPIKE DUPLICATE: 3425983 3425984

Parameter	Units	50350901010		3425984		MS % Rec	MSD % Rec	% Rec Limits	RPD	Max RPD	Qual
		MS Spike Conc.	MSD Spike Conc.	MS Result	MSD Result						
Mercury	ug/L	ND	5	5	4.7	4.5	94	90	75-125	5	20

Results presented on this page are in the units indicated by the "Units" column except where an alternate unit is presented to the right of the result.

REPORT OF LABORATORY ANALYSIS

This report shall not be reproduced, except in full, without the written consent of Pace Analytical Services, LLC.



QUALITY CONTROL DATA

Project: Harding Street P1R3
 Pace Project No.: 50350859

QC Batch: 746970 Analysis Method: EPA 6010
 QC Batch Method: EPA 3010 Analysis Description: 6010 MET
 Laboratory: Pace Analytical Services - Indianapolis
 Associated Lab Samples: 50350859001, 50350859002, 50350859003, 50350859004

METHOD BLANK: 3424534 Matrix: Water
 Associated Lab Samples: 50350859001, 50350859002, 50350859003, 50350859004

Parameter	Units	Blank Result	Reporting Limit	MDL	Analyzed	Qualifiers
Aluminum	ug/L	ND	200	42.2	08/15/23 16:03	
Barium	ug/L	ND	10.0	1.9	08/15/23 16:03	
Boron	ug/L	ND	100	12.3	08/15/23 16:03	
Cadmium	ug/L	ND	2.0	0.59	08/15/23 16:03	
Calcium	ug/L	ND	1000	143	08/15/23 16:03	
Chromium	ug/L	ND	10.0	1.4	08/15/23 16:03	
Iron	ug/L	ND	100	28.6	08/15/23 16:03	
Lead	ug/L	ND	10.0	3.1	08/15/23 16:03	
Lithium	ug/L	ND	20.0	6.2	08/15/23 16:03	
Magnesium	ug/L	ND	1000	45.6	08/15/23 16:03	
Manganese	ug/L	ND	10.0	2.8	08/15/23 16:03	
Molybdenum	ug/L	ND	10.0	1.2	08/15/23 16:03	
Potassium	ug/L	ND	1000	219	08/15/23 16:03	
Silica	ug/L	ND	450		08/15/23 16:03	N2
Sodium	ug/L	ND	1000	288	08/15/23 16:03	

LABORATORY CONTROL SAMPLE: 3424535

Parameter	Units	Spike Conc.	LCS Result	LCS % Rec	% Rec Limits	Qualifiers
Aluminum	ug/L	10000	10400	104	80-120	
Barium	ug/L	1000	987	99	80-120	
Boron	ug/L	1000	958	96	80-120	
Cadmium	ug/L	1000	977	98	80-120	
Calcium	ug/L	10000	9870	99	80-120	
Chromium	ug/L	1000	988	99	80-120	
Iron	ug/L	10000	10200	102	80-120	
Lead	ug/L	1000	934	93	80-120	
Lithium	ug/L	1000	991	99	80-120	
Magnesium	ug/L	10000	9500	95	80-120	
Manganese	ug/L	1000	928	93	80-120	
Molybdenum	ug/L	1000	1010	101	80-120	
Potassium	ug/L	10000	9820	98	80-120	
Silica	ug/L	10700	10300	96	80-120	N2
Sodium	ug/L	10000	9900	99	80-120	

Results presented on this page are in the units indicated by the "Units" column except where an alternate unit is presented to the right of the result.

REPORT OF LABORATORY ANALYSIS

This report shall not be reproduced, except in full,
 without the written consent of Pace Analytical Services, LLC.



QUALITY CONTROL DATA

Project: Harding Street P1R3
Pace Project No.: 50350859

MATRIX SPIKE & MATRIX SPIKE DUPLICATE: 3424536												3424537	
Parameter	Units	50351031005 Result	MS	MSD	MS Result	MSD Result	MS % Rec	MSD % Rec	% Rec Limits	RPD	Max RPD	Qual	
			Spike Conc.	Spike Conc.									
Aluminum	ug/L	3320000	100000	100000	3730000	3690000	410	363	75-125	1	20	CH,E, P6	
Barium	ug/L	14700	10000	10000	24300	24000	96	93	75-125	1	20	M3	
Boron	ug/L	1060	10000	10000	8060	8100	70	70	75-125	1	20	M3	
Cadmium	ug/L	48.6	10000	10000	8220	8210	82	82	75-125	0	20		
Calcium	ug/L	439000	100000	100000	545000	546000	106	106	75-125	0	20		
Chromium	ug/L	4600	10000	10000	12900	12800	83	82	75-125	1	20		
Iron	ug/L	7890000	100000	100000	9210000	9010000	1310	1120	75-125	2	20	E,P6	
Lead	ug/L	3960	10000	10000	11000	11000	70	71	75-125	1	20	M3	
Lithium	ug/L	5770	10000	10000	14600	14500	89	88	75-125	1	20		
Magnesium	ug/L	963000	100000	100000	1100000	1100000	134	140	75-125	1	20	P6	
Manganese	ug/L	78600	10000	10000	92900	92300	143	137	75-125	1	20	P6	
Molybdenum	ug/L	238	10000	10000	7470	7270	72	70	75-125	3	20	M3	
Potassium	ug/L	247000	100000	100000	310000	288000	63	40	75-125	8	20	M3	
Silica	ug/L	829000	107000	107000	1780000	1800000	887	912	75-125	1	20	N2,P6	
Sodium	ug/L	30800	100000	100000	118000	117000	87	86	75-125	1	20		

MATRIX SPIKE & MATRIX SPIKE DUPLICATE: 3424538												3424539	
Parameter	Units	50351075005 Result	MS	MSD	MS Result	MSD Result	MS % Rec	MSD % Rec	% Rec Limits	RPD	Max RPD	Qual	
			Spike Conc.	Spike Conc.									
Aluminum	ug/L	13200	10000	10000	27900	27900	147	146	75-125	0	20	M3	
Barium	ug/L	551	1000	1000	1460	1520	91	97	75-125	4	20		
Boron	ug/L	96.6J	1000	1000	1050	1090	95	99	75-125	4	20		
Cadmium	ug/L	1.2J	1000	1000	966	1010	96	101	75-125	4	20		
Calcium	ug/L	237000	10000	10000	231000	236000	-61	-8	75-125	2	20	E,P6	
Chromium	ug/L	22.7	1000	1000	952	998	93	97	75-125	5	20		
Iron	ug/L	23800	10000	10000	32200	32100	84	82	75-125	0	20		
Lead	ug/L	412	1000	1000	1240	1290	82	88	75-125	4	20		
Lithium	ug/L	14.4J	1000	1000	1000	1050	99	103	75-125	4	20		
Magnesium	ug/L	65700	10000	10000	71700	72900	59	72	75-125	2	20	P6	
Manganese	ug/L	5340	1000	1000	5900	6060	56	72	75-125	3	20	P6	
Molybdenum	ug/L	5.5J	1000	1000	972	1020	97	102	75-125	5	20		
Potassium	ug/L	4260	10000	10000	14500	14900	103	106	75-125	2	20		
Silica	ug/L	55700	10700	10700	75500	80900	185	235	75-125	7	20	N2,P6	
Sodium	ug/L	34800	10000	10000	42400	44000	76	92	75-125	4	20		

Results presented on this page are in the units indicated by the "Units" column except where an alternate unit is presented to the right of the result.

REPORT OF LABORATORY ANALYSIS

This report shall not be reproduced, except in full,
without the written consent of Pace Analytical Services, LLC.



QUALITY CONTROL DATA

Project: Harding Street P1R3

Pace Project No.: 50350859

QC Batch:	746746	Analysis Method:	EPA 6010
QC Batch Method:	EPA 3010	Analysis Description:	6010 MET Dissolved
		Laboratory:	Pace Analytical Services - Indianapolis
Associated Lab Samples:	50350859001, 50350859002, 50350859003		

METHOD BLANK: 3423131 Matrix: Water

Associated Lab Samples: 50350859001, 50350859002, 50350859003

Parameter	Units	Blank Result	Reporting Limit	MDL	Analyzed	Qualifiers
Iron, Dissolved	ug/L	ND	100	28.6	08/08/23 00:03	
Manganese, Dissolved	ug/L	ND	10.0	2.8	08/08/23 00:03	
Molybdenum, Dissolved	ug/L	ND	10.0	1.2	08/08/23 00:03	

LABORATORY CONTROL SAMPLE: 3423132

Parameter	Units	Spike Conc.	LCS Result	LCS % Rec	% Rec Limits	Qualifiers
Iron, Dissolved	ug/L	10000	9840	98	80-120	
Manganese, Dissolved	ug/L	1000	976	98	80-120	
Molybdenum, Dissolved	ug/L	1000	997	100	80-120	

MATRIX SPIKE & MATRIX SPIKE DUPLICATE: 3423133 3423134

Parameter	Units	50350828009		3423133		3423134		% Rec Limits	RPD	Max RPD	Qual
		MS Result	MSD Spike Conc.	MS Result	MSD Spike Conc.	MS Result	MSD Result				
Iron, Dissolved	ug/L	ND	10000	9380	10000	9590	94	96	75-125	2	20
Manganese, Dissolved	ug/L	11.0	1000	948	1000	965	94	95	75-125	2	20
Molybdenum, Dissolved	ug/L	ND	1000	988	1000	1020	99	102	75-125	3	20

Results presented on this page are in the units indicated by the "Units" column except where an alternate unit is presented to the right of the result.

REPORT OF LABORATORY ANALYSIS

This report shall not be reproduced, except in full, without the written consent of Pace Analytical Services, LLC.



QUALITY CONTROL DATA

Project: Harding Street P1R3

Pace Project No.: 50350859

QC Batch:	746729	Analysis Method:	EPA 6020
QC Batch Method:	EPA 200.2	Analysis Description:	6020 MET
		Laboratory:	Pace Analytical Services - Indianapolis

Associated Lab Samples: 50350859001, 50350859002, 50350859003, 50350859004

METHOD BLANK: 3423083 Matrix: Water
 Associated Lab Samples: 50350859001, 50350859002, 50350859003, 50350859004

Parameter	Units	Blank Result	Reporting Limit	MDL	Analyzed	Qualifiers
Antimony	ug/L	ND	1.0	0.13	08/05/23 15:44	
Arsenic	ug/L	ND	1.0	0.10	08/05/23 15:44	
Beryllium	ug/L	ND	0.20	0.026	08/05/23 15:44	
Cobalt	ug/L	ND	1.0	0.082	08/05/23 15:44	
Selenium	ug/L	ND	1.0	0.44	08/05/23 15:44	
Thallium	ug/L	ND	1.0	0.072	08/05/23 15:44	

LABORATORY CONTROL SAMPLE: 3423084

Parameter	Units	Spike Conc.	LCS Result	LCS % Rec	% Rec Limits	Qualifiers
Antimony	ug/L	40	41.6	104	80-120	
Arsenic	ug/L	40	38.4	96	80-120	
Beryllium	ug/L	40	38.6	97	80-120	
Cobalt	ug/L	40	41.1	103	80-120	
Selenium	ug/L	40	37.6	94	80-120	
Thallium	ug/L	40	40.4	101	80-120	

MATRIX SPIKE & MATRIX SPIKE DUPLICATE: 3423085 3423086

Parameter	Units	MS		MSD		MS		MSD		% Rec Limits	RPD	Max RPD	Qual
		Spike Conc.	Result	Spike Conc.	Result	% Rec	% Rec						
Antimony	ug/L	ND	40	40	42.5	42.5	106	106	75-125	0	20		
Arsenic	ug/L	ND	40	40	39.4	39.2	97	96	75-125	0	20		
Beryllium	ug/L	ND	40	40	39.7	39.6	99	99	75-125	0	20		
Cobalt	ug/L	ND	40	40	39.1	38.6	97	95	75-125	1	20		
Selenium	ug/L	1.2	40	40	39.6	40.2	96	97	75-125	1	20		
Thallium	ug/L	ND	40	40	41.3	41.3	103	103	75-125	0	20		

Results presented on this page are in the units indicated by the "Units" column except where an alternate unit is presented to the right of the result.

REPORT OF LABORATORY ANALYSIS

This report shall not be reproduced, except in full,
 without the written consent of Pace Analytical Services, LLC.



QUALITY CONTROL DATA

Project: Harding Street P1R3

Pace Project No.: 50350859

QC Batch:	746888	Analysis Method:	SM 2320B
QC Batch Method:	SM 2320B	Analysis Description:	2320B Alkalinity
		Laboratory:	Pace Analytical Services - Indianapolis
Associated Lab Samples: 50350859001, 50350859002, 50350859003, 50350859004			

METHOD BLANK: 3423904 Matrix: Water
 Associated Lab Samples: 50350859001, 50350859002, 50350859003, 50350859004

Parameter	Units	Blank Result	Reporting Limit	MDL	Analyzed	Qualifiers
Alkalinity, Total as CaCO3	mg/L	ND	10.0	10.0	08/04/23 21:01	
Alkalinity,Bicarbonate (CaCO3)	mg/L	ND	10.0	10.0	08/04/23 21:01	
Alkalinity,Carbonate (CaCO3)	mg/L	ND	10.0	10.0	08/04/23 21:01	

LABORATORY CONTROL SAMPLE: 3423905

Parameter	Units	Spike Conc.	LCS Result	LCS % Rec	% Rec Limits	Qualifiers
Alkalinity, Total as CaCO3	mg/L	50	47.2	94	90-110	

SAMPLE DUPLICATE: 3423906

Parameter	Units	50350849001 Result	Dup Result	RPD	Max RPD	Qualifiers
Alkalinity, Total as CaCO3	mg/L	580	598	3	20	
Alkalinity,Bicarbonate (CaCO3)	mg/L	580	598	3	20	
Alkalinity,Carbonate (CaCO3)	mg/L	ND	ND		20	

SAMPLE DUPLICATE: 3423908

Parameter	Units	50350859001 Result	Dup Result	RPD	Max RPD	Qualifiers
Alkalinity, Total as CaCO3	mg/L	247	253	2	20	
Alkalinity,Bicarbonate (CaCO3)	mg/L	247	253	2	20	
Alkalinity,Carbonate (CaCO3)	mg/L	ND	ND		20	

Results presented on this page are in the units indicated by the "Units" column except where an alternate unit is presented to the right of the result.

REPORT OF LABORATORY ANALYSIS

This report shall not be reproduced, except in full, without the written consent of Pace Analytical Services, LLC.



QUALITY CONTROL DATA

Project: Harding Street P1R3

Pace Project No.: 50350859

QC Batch: 747297

Analysis Method: SM 2540C

QC Batch Method: SM 2540C

Analysis Description: 2540C Total Dissolved Solids

Laboratory: Pace Analytical Services - Indianapolis

Associated Lab Samples: 50350859001, 50350859002, 50350859003, 50350859004

METHOD BLANK: 3425679

Matrix: Water

Associated Lab Samples: 50350859001, 50350859002, 50350859003, 50350859004

Parameter	Units	Blank Result	Reporting Limit	MDL	Analyzed	Qualifiers
Total Dissolved Solids	mg/L	ND	10.0	10.0	08/08/23 15:59	

LABORATORY CONTROL SAMPLE: 3425680

Parameter	Units	Spike Conc.	LCS Result	LCS % Rec	% Rec Limits	Qualifiers
Total Dissolved Solids	mg/L	300	294	98	80-120	

SAMPLE DUPLICATE: 3425681

Parameter	Units	50350859002 Result	Dup Result	RPD	Max RPD	Qualifiers
Total Dissolved Solids	mg/L	661	630	5	10	

SAMPLE DUPLICATE: 3425682

Parameter	Units	50350901005 Result	Dup Result	RPD	Max RPD	Qualifiers
Total Dissolved Solids	mg/L	513	509	1	10	

Results presented on this page are in the units indicated by the "Units" column except where an alternate unit is presented to the right of the result.

REPORT OF LABORATORY ANALYSIS

This report shall not be reproduced, except in full, without the written consent of Pace Analytical Services, LLC.



QUALITY CONTROL DATA

Project: Harding Street P1R3

Pace Project No.: 50350859

QC Batch: 748626

Analysis Method: SM 4500-H+B

QC Batch Method: SM 4500-H+B

Analysis Description: 4500H+B pH

Laboratory: Pace Analytical Services - Indianapolis

Associated Lab Samples: 50350859001, 50350859002, 50350859003, 50350859004

SAMPLE DUPLICATE: 3431685

Parameter	Units	50350778001 Result	Dup Result	RPD	Max RPD	Qualifiers
pH at 25 Degrees C	Std. Units	7.3	7.3	0	2	H3

SAMPLE DUPLICATE: 3432309

Parameter	Units	50351045006 Result	Dup Result	RPD	Max RPD	Qualifiers
pH at 25 Degrees C	Std. Units	7.2	7.2	0	2	H3

Results presented on this page are in the units indicated by the "Units" column except where an alternate unit is presented to the right of the result.

REPORT OF LABORATORY ANALYSIS

This report shall not be reproduced, except in full,
without the written consent of Pace Analytical Services, LLC.



QUALITY CONTROL DATA

Project: Harding Street P1R3

Pace Project No.: 50350859

QC Batch:	746783	Analysis Method:	SM 4500-S2-D
QC Batch Method:	SM 4500-S2-D	Analysis Description:	4500S2D Sulfide Water
		Laboratory:	Pace Analytical Services - Indianapolis

Associated Lab Samples: 50350859001, 50350859002, 50350859003, 50350859004

METHOD BLANK: 3423281 Matrix: Water
 Associated Lab Samples: 50350859001, 50350859002, 50350859003, 50350859004

Parameter	Units	Blank Result	Reporting Limit	MDL	Analyzed	Qualifiers
Sulfide	mg/L	ND	0.10	0.025	08/04/23 12:09	

LABORATORY CONTROL SAMPLE: 3423282

Parameter	Units	Spike Conc.	LCS Result	LCS % Rec	% Rec Limits	Qualifiers
Sulfide	mg/L	0.5	0.50	100	90-110	

MATRIX SPIKE SAMPLE: 3423283

Parameter	Units	50350831001 Result	Spike Conc.	MS Result	MS % Rec	% Rec Limits	Qualifiers
Sulfide	mg/L	ND	0.5	0.15	22	90-110	M0

MATRIX SPIKE & MATRIX SPIKE DUPLICATE: 3423284 3423285

Parameter	Units	50350866001 Result	MS Spike Conc.	MSD Spike Conc.	MS Result	MSD Result	MS % Rec	MSD % Rec	% Rec Limits	RPD	Max RPD	Qual
Sulfide	mg/L	ND	0.5	0.5	0.72	0.71	130	127	90-110	2	20	M3

Results presented on this page are in the units indicated by the "Units" column except where an alternate unit is presented to the right of the result.

REPORT OF LABORATORY ANALYSIS

This report shall not be reproduced, except in full, without the written consent of Pace Analytical Services, LLC.



QUALITY CONTROL DATA

Project: Harding Street P1R3
 Pace Project No.: 50350859

QC Batch: 747407 Analysis Method: HACH 8146
 QC Batch Method: HACH 8146 Analysis Description: Iron, Ferrous
 Laboratory: Pace Analytical Services - Indianapolis
 Associated Lab Samples: 50350859001, 50350859002, 50350859003, 50350859004

METHOD BLANK: 3426155 Matrix: Water
 Associated Lab Samples: 50350859001, 50350859002, 50350859003, 50350859004

Parameter	Units	Blank Result	Reporting Limit	MDL	Analyzed	Qualifiers
Iron, Ferrous	mg/L	ND	0.20	0.035	08/09/23 12:44	H3,N2

LABORATORY CONTROL SAMPLE: 3426156

Parameter	Units	Spike Conc.	LCS Result	LCS % Rec	% Rec Limits	Qualifiers
Iron, Ferrous	mg/L	1	1.0	102	90-110	H3,N2

MATRIX SPIKE & MATRIX SPIKE DUPLICATE: 3426157 3426158

Parameter	Units	50350205003		50350545001		50350859001		% Rec Limits	RPD	Max RPD	Qual
		MS Result	MSD Spike Conc.	MS Result	MSD Spike Conc.	MS Result	MSD Spike Conc.				
Iron, Ferrous	mg/L	ND	1	1	1	1.1	1.1	106	107	90-110	1 20 H3,N2

MATRIX SPIKE SAMPLE: 3426159

Parameter	Units	50350545001 Result	Spike Conc.	MS Result	MS % Rec	% Rec Limits	Qualifiers
Iron, Ferrous	mg/L	ND	1	1.1	109	90-110	H3,N2

Results presented on this page are in the units indicated by the "Units" column except where an alternate unit is presented to the right of the result.

REPORT OF LABORATORY ANALYSIS

This report shall not be reproduced, except in full,
 without the written consent of Pace Analytical Services, LLC.



QUALITY CONTROL DATA

Project: Harding Street P1R3

Pace Project No.: 50350859

QC Batch:	746713	Analysis Method:	EPA 353.2
QC Batch Method:	EPA 353.2	Analysis Description:	353.2 Nitrate + Nitrite, Unpres.
		Laboratory:	Pace Analytical Services - Indianapolis

Associated Lab Samples: 50350859001, 50350859002, 50350859003, 50350859004

METHOD BLANK: 3423027 Matrix: Water
 Associated Lab Samples: 50350859001, 50350859002, 50350859003, 50350859004

Parameter	Units	Blank Result	Reporting Limit	MDL	Analyzed	Qualifiers
Nitrogen, Nitrate	mg/L	ND	0.10	0.011	08/04/23 00:15	
Nitrogen, Nitrite	mg/L	ND	0.10	0.0040	08/04/23 00:15	

LABORATORY CONTROL SAMPLE: 3423028

Parameter	Units	Spike Conc.	LCS Result	LCS % Rec	% Rec Limits	Qualifiers
Nitrogen, Nitrate	mg/L	1	1.0	103	90-110	
Nitrogen, Nitrite	mg/L	1	1.0	102	90-110	

MATRIX SPIKE & MATRIX SPIKE DUPLICATE: 3423032 3423033

Parameter	Units	50350859002 Result	MS Spike Conc.	MSD Spike Conc.	MS Result	MSD Result	MS % Rec	MSD % Rec	% Rec Limits	RPD	Max RPD	Qual
Nitrogen, Nitrate	mg/L	ND	1	1	1.0	1.0	103	103	90-110	0	20	
Nitrogen, Nitrite	mg/L	ND	1	1	1.0	1.0	104	104	90-110	0	20	

Results presented on this page are in the units indicated by the "Units" column except where an alternate unit is presented to the right of the result.

REPORT OF LABORATORY ANALYSIS

This report shall not be reproduced, except in full,
 without the written consent of Pace Analytical Services, LLC.



QUALITY CONTROL DATA

Project: Harding Street P1R3

Pace Project No.: 50350859

QC Batch:	747835	Analysis Method:	EPA 365.1
QC Batch Method:	EPA 365.1	Analysis Description:	365.1 Total Phosphorus
		Laboratory:	Pace Analytical Services - Indianapolis

Associated Lab Samples: 50350859001, 50350859002, 50350859003, 50350859004

METHOD BLANK: 3428255 Matrix: Water
 Associated Lab Samples: 50350859001, 50350859002, 50350859003, 50350859004

Parameter	Units	Blank Result	Reporting Limit	MDL	Analyzed	Qualifiers
Phosphate as P04	mg/L	ND	0.15	0.15	08/15/23 15:10	

LABORATORY CONTROL SAMPLE: 3428256

Parameter	Units	Spike Conc.	LCS Result	LCS % Rec	% Rec Limits	Qualifiers
Phosphate as P04	mg/L		1.5			

MATRIX SPIKE & MATRIX SPIKE DUPLICATE: 3428257 3428258

Parameter	Units	50350859003 Result	MS Spike Conc.	MSD Spike Conc.	MS Result	MSD Result	MS % Rec	MSD % Rec	% Rec Limits	RPD	Max RPD	Qual
Phosphate as P04	mg/L	0.83			2.4	2.2				7		

Results presented on this page are in the units indicated by the "Units" column except where an alternate unit is presented to the right of the result.

REPORT OF LABORATORY ANALYSIS

This report shall not be reproduced, except in full, without the written consent of Pace Analytical Services, LLC.



QUALITY CONTROL DATA

Project: Harding Street P1R3

Pace Project No.: 50350859

QC Batch: 746797	Analysis Method: SM 5310C
QC Batch Method: SM 5310C	Analysis Description: 5310C Total Organic Carbon
	Laboratory: Pace Analytical Services - Indianapolis

Associated Lab Samples: 50350859001, 50350859002, 50350859003, 50350859004

METHOD BLANK: 3423334 Matrix: Water
 Associated Lab Samples: 50350859001, 50350859002, 50350859003, 50350859004

Parameter	Units	Blank Result	Reporting Limit	MDL	Analyzed	Qualifiers
Total Organic Carbon	mg/L	ND	1.0	0.24	08/04/23 22:09	

LABORATORY CONTROL SAMPLE: 3423335

Parameter	Units	Spike Conc.	LCS Result	LCS % Rec	% Rec Limits	Qualifiers
Total Organic Carbon	mg/L	10	10	100	90-110	

MATRIX SPIKE & MATRIX SPIKE DUPLICATE: 3423336 3423337

Parameter	Units	50350639002 Result	MS Spike Conc.	MSD Spike Conc.	MS Result	MSD Result	MS % Rec	MSD % Rec	% Rec Limits	RPD	Max RPD	Qual
Total Organic Carbon	mg/L	1.3	40	40	41.1	41.0	99	99	80-120	0	20	

MATRIX SPIKE SAMPLE: 3423338

Parameter	Units	50350639003 Result	Spike Conc.	MS Result	MS % Rec	% Rec Limits	Qualifiers
Total Organic Carbon	mg/L	1.6	40	40.8	98	80-120	

Results presented on this page are in the units indicated by the "Units" column except where an alternate unit is presented to the right of the result.

REPORT OF LABORATORY ANALYSIS

This report shall not be reproduced, except in full, without the written consent of Pace Analytical Services, LLC.



QUALITY CONTROL DATA

Project: Harding Street P1R3

Pace Project No.: 50350859

QC Batch:	746799	Analysis Method:	SM 5310C
QC Batch Method:	SM 5310C	Analysis Description:	5310C Dissolved Organic Carbon
		Laboratory:	Pace Analytical Services - Indianapolis
Associated Lab Samples:	50350859001, 50350859002, 50350859003		

METHOD BLANK: 3423345 Matrix: Water

Associated Lab Samples: 50350859001, 50350859002, 50350859003

Parameter	Units	Blank Result	Reporting Limit	MDL	Analyzed	Qualifiers
Dissolved Organic Carbon	mg/L	ND	1.0	0.24	08/04/23 16:54	

LABORATORY CONTROL SAMPLE: 3423346

Parameter	Units	Spike Conc.	LCS Result	LCS % Rec	% Rec Limits	Qualifiers
Dissolved Organic Carbon	mg/L	10	10.5	105	90-110	

MATRIX SPIKE & MATRIX SPIKE DUPLICATE: 3423347 3423348

Parameter	Units	50350859001		50350859002		50350859003		% Rec Limits	RPD	Max RPD	Qual
		MS Spike Conc.	MSD Spike Conc.	MS Result	MSD Result	MS % Rec	MSD % Rec				
Dissolved Organic Carbon	mg/L	2.4	10	10	12.5	12.7	101	103	80-120	2	20

MATRIX SPIKE SAMPLE: 3423349

Parameter	Units	50350859002 Result	Spike Conc.	MS Result	MS % Rec	% Rec Limits	Qualifiers
Dissolved Organic Carbon	mg/L	2.7	10	12.3	96	80-120	

Results presented on this page are in the units indicated by the "Units" column except where an alternate unit is presented to the right of the result.

REPORT OF LABORATORY ANALYSIS

This report shall not be reproduced, except in full, without the written consent of Pace Analytical Services, LLC.



ANALYTICAL RESULTS - RADIOCHEMISTRY

Project: Harding Street P1R3

Pace Project No.: 50350859

Sample: MW-141 **Lab ID: 50350859001** Collected: 08/02/23 10:55 Received: 08/03/23 15:55 Matrix: Water
 PWS: Site ID: Sample Type:

Parameters	Method	Act ± Unc (MDC) Carr Trac	Units	Analyzed	CAS No.	Qual
	Pace Analytical Services - Greensburg					
Radium-226	EPA 903.1	0.619 ± 0.834 (1.40) C:NA T:91%	pCi/L	08/25/23 12:06	13982-63-3	
	Pace Analytical Services - Greensburg					
Radium-228	EPA 904.0	0.594 ± 0.418 (0.819) C:84% T:87%	pCi/L	08/24/23 15:42	15262-20-1	
	Pace Analytical Services - Greensburg					
Total Radium	Total Radium Calculation	1.21 ± 1.25 (2.22)	pCi/L	08/28/23 16:24	7440-14-4	

REPORT OF LABORATORY ANALYSIS

This report shall not be reproduced, except in full, without the written consent of Pace Analytical Services, LLC.



ANALYTICAL RESULTS - RADIOCHEMISTRY

Project: Harding Street P1R3

Pace Project No.: 50350859

Sample: MW-14IL	Lab ID: 50350859002	Collected: 08/02/23 11:30	Received: 08/03/23 15:55	Matrix: Water
PWS:	Site ID:	Sample Type:		

Parameters	Method	Act ± Unc (MDC) Carr Trac	Units	Analyzed	CAS No.	Qual
	Pace Analytical Services - Greensburg					
Radium-226	EPA 903.1	1.93 ± 1.11 (1.46) C:NA T:84%	pCi/L	08/25/23 12:06	13982-63-3	
	Pace Analytical Services - Greensburg					
Radium-228	EPA 904.0	0.954 ± 0.522 (0.950) C:75% T:80%	pCi/L	08/24/23 15:42	15262-20-1	
	Pace Analytical Services - Greensburg					
Total Radium	Total Radium Calculation	2.88 ± 1.63 (2.41)	pCi/L	08/28/23 16:24	7440-14-4	

REPORT OF LABORATORY ANALYSIS

This report shall not be reproduced, except in full, without the written consent of Pace Analytical Services, LLC.



ANALYTICAL RESULTS - RADIOCHEMISTRY

Project: Harding Street P1R3

Pace Project No.: 50350859

Sample: MW-14DI **Lab ID: 50350859003** Collected: 08/02/23 12:20 Received: 08/03/23 15:55 Matrix: Water
PWS: Site ID: Sample Type:

Parameters	Method	Act ± Unc (MDC) Carr Trac	Units	Analyzed	CAS No.	Qual
	Pace Analytical Services - Greensburg					
Radium-226	EPA 903.1	0.877 ± 0.788 (1.20) C:NA T:92%	pCi/L	08/25/23 12:06	13982-63-3	
	Pace Analytical Services - Greensburg					
Radium-228	EPA 904.0	1.01 ± 0.496 (0.871) C:77% T:82%	pCi/L	08/24/23 15:42	15262-20-1	
	Pace Analytical Services - Greensburg					
Total Radium	Total Radium Calculation	1.89 ± 1.28 (2.07)	pCi/L	08/28/23 16:24	7440-14-4	

REPORT OF LABORATORY ANALYSIS

This report shall not be reproduced, except in full, without the written consent of Pace Analytical Services, LLC.



QUALITY CONTROL - RADIOCHEMISTRY

Project: Harding Street P1R3

Pace Project No.: 50350859

QC Batch: 607682

Analysis Method: EPA 903.1

QC Batch Method: EPA 903.1

Analysis Description: 903.1 Radium-226

Laboratory: Pace Analytical Services - Greensburg

Associated Lab Samples: 50350859001, 50350859002, 50350859003, 50350859004

METHOD BLANK: 2956405

Matrix: Water

Associated Lab Samples: 50350859001, 50350859002, 50350859003, 50350859004

Parameter	Act ± Unc (MDC) Carr Trac	Units	Analyzed	Qualifiers
Radium-226	0.340 ± 0.443 (0.731) C:NA T:89%	pCi/L	08/25/23 12:06	

Results presented on this page are in the units indicated by the "Units" column except where an alternate unit is presented to the right of the result.

REPORT OF LABORATORY ANALYSIS

This report shall not be reproduced, except in full, without the written consent of Pace Analytical Services, LLC.



QUALITY CONTROL - RADIOCHEMISTRY

Project: Harding Street P1R3

Pace Project No.: 50350859

QC Batch: 607683

Analysis Method: EPA 904.0

QC Batch Method: EPA 904.0

Analysis Description: 904.0 Radium 228

Laboratory: Pace Analytical Services - Greensburg

Associated Lab Samples: 50350859001, 50350859002, 50350859003, 50350859004

METHOD BLANK: 2956410

Matrix: Water

Associated Lab Samples: 50350859001, 50350859002, 50350859003, 50350859004

Parameter	Act ± Unc (MDC) Carr Trac	Units	Analyzed	Qualifiers
Radium-228	0.676 ± 0.337 (0.530) C:81% T:73%	pCi/L	08/24/23 15:45	

Results presented on this page are in the units indicated by the "Units" column except where an alternate unit is presented to the right of the result.

REPORT OF LABORATORY ANALYSIS

This report shall not be reproduced, except in full, without the written consent of Pace Analytical Services, LLC.



QUALIFIERS

Project: Harding Street P1R3

Pace Project No.: 50350859

DEFINITIONS

DF - Dilution Factor, if reported, represents the factor applied to the reported data due to dilution of the sample aliquot.

ND - Not Detected at or above adjusted reporting limit.

TNTC - Too Numerous To Count

J - Estimated concentration above the adjusted method detection limit and below the adjusted reporting limit.

MDL - Adjusted Method Detection Limit.

PQL - Practical Quantitation Limit.

RL - Reporting Limit - The lowest concentration value that meets project requirements for quantitative data with known precision and bias for a specific analyte in a specific matrix.

S - Surrogate

1,2-Diphenylhydrazine decomposes to and cannot be separated from Azobenzene using Method 8270. The result for each analyte is a combined concentration.

Consistent with EPA guidelines, unrounded data are displayed and have been used to calculate % recovery and RPD values.

LCS(D) - Laboratory Control Sample (Duplicate)

MS(D) - Matrix Spike (Duplicate)

DUP - Sample Duplicate

RPD - Relative Percent Difference

NC - Not Calculable.

SG - Silica Gel - Clean-Up

U - Indicates the compound was analyzed for, but not detected.

N-Nitrosodiphenylamine decomposes and cannot be separated from Diphenylamine using Method 8270. The result reported for each analyte is a combined concentration.

Reported results are not rounded until the final step prior to reporting. Therefore, calculated parameters that are typically reported as "Total" may vary slightly from the sum of the reported component parameters.

Act - Activity

Unc - Uncertainty: SDWA = 1.96 sigma count uncertainty, all other matrices = Expanded Uncertainty (95% confidence interval).

Gamma Spec = Expanded Uncertainty (95.4% Confidence Interval)

(MDC) - Minimum Detectable Concentration

Trac - Tracer Recovery (%)

Carr - Carrier Recovery (%)

Pace Analytical is TNI accredited. Contact your Pace PM for the current list of accredited analytes.

TNI - The NELAC Institute.

ANALYTE QUALIFIERS

CH The continuing calibration for this compound is outside of Pace Analytical acceptance limits. The results may be biased high.

E Analyte concentration exceeded the calibration range. The reported result is estimated.

H3 Sample was received or analysis requested beyond the recognized method holding time.

M0 Matrix spike recovery and/or matrix spike duplicate recovery was outside laboratory control limits.

M3 Matrix spike recovery was outside laboratory control limits due to matrix interferences.

N2 The lab does not hold NELAC/TNI accreditation for this parameter but other accreditations/certifications may apply. A complete list of accreditations/certifications is available upon request.

P6 Matrix spike recovery was outside laboratory control limits due to a parent sample concentration notably higher than the spike level.

PL The minimum mass of dried residue of 2.5 mg could not be obtained using the routine sample volume of 100 mL.

REPORT OF LABORATORY ANALYSIS

This report shall not be reproduced, except in full,
without the written consent of Pace Analytical Services, LLC.



QUALITY CONTROL DATA CROSS REFERENCE TABLE

Project: Harding Street P1R3

Pace Project No.: 50350859

Lab ID	Sample ID	QC Batch Method	QC Batch	Analytical Method	Analytical Batch
50350859001	MW-14I	EPA 9056	748115		
50350859002	MW-14IL	EPA 9056	748115		
50350859003	MW-14DI	EPA 9056	748115		
50350859004	FB-1	EPA 9056	748115		
50350859001	MW-14I	EPA 3010	746970	EPA 6010	748409
50350859002	MW-14IL	EPA 3010	746970	EPA 6010	748409
50350859003	MW-14DI	EPA 3010	746970	EPA 6010	748409
50350859004	FB-1	EPA 3010	746970	EPA 6010	748409
50350859001	MW-14I	EPA 3010	746746	EPA 6010	747168
50350859002	MW-14IL	EPA 3010	746746	EPA 6010	747168
50350859003	MW-14DI	EPA 3010	746746	EPA 6010	747168
50350859001	MW-14I	EPA 200.2	746729	EPA 6020	746938
50350859002	MW-14IL	EPA 200.2	746729	EPA 6020	746938
50350859003	MW-14DI	EPA 200.2	746729	EPA 6020	746938
50350859004	FB-1	EPA 200.2	746729	EPA 6020	746938
50350859001	MW-14I	EPA 7470	747337	EPA 7470	747592
50350859002	MW-14IL	EPA 7470	747337	EPA 7470	747592
50350859003	MW-14DI	EPA 7470	747337	EPA 7470	747592
50350859004	FB-1	EPA 7470	747337	EPA 7470	747592
50350859001	MW-14I	EPA 903.1	607682		
50350859002	MW-14IL	EPA 903.1	607682		
50350859003	MW-14DI	EPA 903.1	607682		
50350859004	FB-1	EPA 903.1	607682		
50350859001	MW-14I	EPA 904.0	607683		
50350859002	MW-14IL	EPA 904.0	607683		
50350859003	MW-14DI	EPA 904.0	607683		
50350859004	FB-1	EPA 904.0	607683		
50350859001	MW-14I	Total Radium Calculation	611745		
50350859002	MW-14IL	Total Radium Calculation	611745		
50350859003	MW-14DI	Total Radium Calculation	611745		
50350859004	FB-1	Total Radium Calculation	611745		
50350859001	MW-14I	SM 2320B	746888		
50350859002	MW-14IL	SM 2320B	746888		
50350859003	MW-14DI	SM 2320B	746888		
50350859004	FB-1	SM 2320B	746888		
50350859001	MW-14I	SM 2540C	747297		
50350859002	MW-14IL	SM 2540C	747297		
50350859003	MW-14DI	SM 2540C	747297		
50350859004	FB-1	SM 2540C	747297		
50350859001	MW-14I	SM 4500-H+B	748626		
50350859002	MW-14IL	SM 4500-H+B	748626		
50350859003	MW-14DI	SM 4500-H+B	748626		
50350859004	FB-1	SM 4500-H+B	748626		

REPORT OF LABORATORY ANALYSIS

This report shall not be reproduced, except in full, without the written consent of Pace Analytical Services, LLC.



QUALITY CONTROL DATA CROSS REFERENCE TABLE

Project: Harding Street P1R3

Pace Project No.: 50350859

Lab ID	Sample ID	QC Batch Method	QC Batch	Analytical Method	Analytical Batch
50350859001	MW-14I	SM 4500-S2-D	746783		
50350859002	MW-14IL	SM 4500-S2-D	746783		
50350859003	MW-14DI	SM 4500-S2-D	746783		
50350859004	FB-1	SM 4500-S2-D	746783		
50350859001	MW-14I	HACH 8146	747407		
50350859002	MW-14IL	HACH 8146	747407		
50350859003	MW-14DI	HACH 8146	747407		
50350859004	FB-1	HACH 8146	747407		
50350859001	MW-14I	EPA 353.2	746713		
50350859002	MW-14IL	EPA 353.2	746713		
50350859003	MW-14DI	EPA 353.2	746713		
50350859004	FB-1	EPA 353.2	746713		
50350859001	MW-14I	EPA 365.1	747835	EPA 365.1	748432
50350859002	MW-14IL	EPA 365.1	747835	EPA 365.1	748432
50350859003	MW-14DI	EPA 365.1	747835	EPA 365.1	748432
50350859004	FB-1	EPA 365.1	747835	EPA 365.1	748432
50350859001	MW-14I	SM 5310C	746797		
50350859002	MW-14IL	SM 5310C	746797		
50350859003	MW-14DI	SM 5310C	746797		
50350859004	FB-1	SM 5310C	746797		
50350859001	MW-14I	SM 5310C	746799		
50350859002	MW-14IL	SM 5310C	746799		
50350859003	MW-14DI	SM 5310C	746799		

REPORT OF LABORATORY ANALYSIS

This report shall not be reproduced, except in full, without the written consent of Pace Analytical Services, LLC.

Pace

SAMPLE CONDITION UPON RECEIPT FORM

8/3/23 1640 IL

Date/Time and Initials of person examining contents:

1. Courier: FED EX UPS CLIENT PACE NOW/JETT OTHER _____

2. Custody Seal on Cooler/Box Present: Yes No

(If yes) Seals Intact: Yes No (leave blank if no seals were present)

3. Thermometer: 1 2 3 4 5 6 7 8 A B C D E (F) G H

4. Cooler Temperature(s): 4.2/4.1 3.2/3.1
 (Initial/Corrected) RECORD TEMPS OF ALL COOLERS RECEIVED (use Comments below to add more)

5. Packing Material: Bubble Wrap Bubble Bags
 None Other _____

6. Ice Type: Wet Blue None

7. If temp. is over 6°C or under 0°C, was the PM notified?: Yes No
 Cooler temp should be above freezing to 6°C

All discrepancies will be written out in the comments section below.

	Yes	No		Yes	No	N/A
USDA Regulated Soils? (HI, ID, NY, WA, OR, CA, NM, TX, OK, AR, LA, TN, AL, MS, NC, SC, GA, FL, or Puerto Rico)		/	All containers needing acid/base preservation have been pH CHECKED?: Exceptions: VOA, coliform, LLHg, O&G, RAD CHEM, and any container with a septum cap or preserved with HCl.			
Short Hold Time Analysis (48 hours or less)? Analysis: NO ₂ /NO ₃	/		Circle: HNO ₃ (<2) H ₂ SO ₄ (<2) NaOH (>10) NaOH/ZnAc (>9) Any non-conformance to pH recommendations will be noted on the container count form	/		
Time 5035A TC placed in Freezer or Short Holds To Lab Time: 1650			Residual Chlorine Check (SVOC 625 Pest/PCB 608)	Present	Absent	N/A
Rush TAT Requested (4 days or less):		/	Residual Chlorine Check (Total/Amenable/Free Cyanide)			/
Custody Signatures Present?	/		Headspace Wisconsin Sulfide?			/
Containers Intact?:	/		Headspace in VOA Vials (>6mm): See Containter Count form for details	Present	Absent	No VOA Vials Sent
Sample Label (IDs/Dates/Times) Match COC?: Except TCs, which only require sample ID	/		Trip Blank Present?		/	
Extra labels on Terracore Vials? (soils only)			Trip Blank Custody Seals?:			/

COMMENTS:

August 2023 (MW-18 Nest)



September 20, 2023

Mr. Mark Breting
ATC Group Services
7988 Centerpoint Drive
Suite 100
Indianapolis, IN 46256

RE: Project: Harding Street
Pace Project No.: 50352584

Dear Mr. Breting:

Enclosed are the analytical results for sample(s) received by the laboratory on August 25, 2023. The results relate only to the samples included in this report. Results reported herein conform to the applicable TNI/NELAC Standards and the laboratory's Quality Manual, where applicable, unless otherwise noted in the body of the report.

The test results provided in this final report were generated by each of the following laboratories within the Pace Network:

- Pace Analytical Services - Indianapolis
- Pace Analytical Services - Greensburg

If you have any questions concerning this report, please feel free to contact me.

Sincerely,

A handwritten signature in black ink, appearing to read "Will Statz".

Will Statz
will.statz@pacelabs.com
(317)228-3105
Project Manager

Enclosures

cc: Mohammed Bazlamit, Atlas
Mr. Robert Miller, Haley & Aldrich



REPORT OF LABORATORY ANALYSIS

This report shall not be reproduced, except in full,
without the written consent of Pace Analytical Services, LLC.



CERTIFICATIONS

Project: Harding Street
Pace Project No.: 50352584

Pace Analytical Services Pennsylvania

1638 Roseytown Rd Suites 2,3&4, Greensburg, PA 15601
ANAB DOD-ELAP Rad Accreditation #: L2417
ANABISO/IEC 17025:2017 Rad Cert#: L24170
Alabama Certification #: 41590
Arizona Certification #: AZ0734
Arkansas Certification
California Certification #: 2950
Colorado Certification #: PA01547
Connecticut Certification #: PH-0694
EPA Region 4 DW Rad
Florida/TNI Certification #: E87683
Georgia Certification #: C040
Guam Certification
Hawaii Certification
Idaho Certification
Illinois Certification
Indiana Certification
Iowa Certification #: 391
Kansas Certification #: E-10358
Kentucky Certification #: KY90133
KY WW Permit #: KY0098221
KY WW Permit #: KY0000221
Louisiana DHH/TNI Certification #: LA010
Louisiana DEQ/TNI Certification #: 04086
Maine Certification #: 2023021
Maryland Certification #: 308
Massachusetts Certification #: M-PA1457
Michigan/PADEP Certification #: 9991

Missouri Certification #: 235
Montana Certification #: Cert0082
Nebraska Certification #: NE-OS-29-14
Nevada Certification #: PA014572023-03
New Hampshire/TNI Certification #: 297622
New Jersey/TNI Certification #: PA051
New Mexico Certification #: PA01457
New York/TNI Certification #: 10888
North Carolina Certification #: 42706
North Dakota Certification #: R-190
Ohio EPA Rad Approval: #41249
Oregon/TNI Certification #: PA200002-015
Pennsylvania/TNI Certification #: 65-00282
Puerto Rico Certification #: PA01457
Rhode Island Certification #: 65-00282
South Dakota Certification
Tennessee Certification #: TN02867
Texas/TNI Certification #: T104704188-22-18
Utah/TNI Certification #: PA014572223-14
USDA Soil Permit #: 525-23-67-77263
Vermont Dept. of Health: ID# VT-0282
Virgin Island/PADEP Certification
Virginia/VELAP Certification #: 460198
Washington Certification #: C868
West Virginia DEP Certification #: 143
West Virginia DHHR Certification #: 9964C
Wisconsin Approve List for Rad

Pace Analytical Services Indianapolis

7726 Moller Road, Indianapolis, IN 46268
Illinois Accreditation #: 200074
Indiana Drinking Water Laboratory #: C-49-06
Kansas/TNI Certification #: E-10177
Kentucky UST Agency Interest #: 80226
Kentucky WW Laboratory ID #: 98019
Michigan Drinking Water Laboratory #9050

Ohio VAP Certified Laboratory #: CL0065
Oklahoma Laboratory #: 9204
Texas Certification #: T104704355
Wisconsin Laboratory #: 999788130
USDA Foreign Soil Permit #: 525-23-13-23119
USDA Compliance Agreement #: IN-SL-22-001

REPORT OF LABORATORY ANALYSIS

This report shall not be reproduced, except in full,
without the written consent of Pace Analytical Services, LLC.



SAMPLE SUMMARY

Project: Harding Street

Pace Project No.: 50352584

Lab ID	Sample ID	Matrix	Date Collected	Date Received
50352584001	MW-18S	Water	08/25/23 11:40	08/25/23 17:45
50352584002	DUP	Water	08/25/23 08:00	08/25/23 17:45
50352584003	MW-18I	Water	08/25/23 14:30	08/25/23 17:45
50352584004	MW-18D	Water	08/25/23 15:10	08/25/23 17:45
50352584005	MW-18I MS	Water	08/25/23 14:30	08/25/23 17:45
50352584006	MW-18I MSD	Water	08/25/23 14:30	08/25/23 17:45

REPORT OF LABORATORY ANALYSIS

This report shall not be reproduced, except in full,
without the written consent of Pace Analytical Services, LLC.



SAMPLE ANALYTE COUNT

Project: Harding Street

Pace Project No.: 50352584

Lab ID	Sample ID	Method	Analysts	Analytes Reported	Laboratory		
50352584001	MW-18S	EPA 9056	KBB	3	PASI-I		
		EPA 6010	ELK	15	PASI-I		
		EPA 6010	JPK	3	PASI-I		
		EPA 6020	CAW	6	PASI-I		
		EPA 7470	ILP	1	PASI-I		
		EPA 903.1	LL1	1	PASI-PA		
		EPA 904.0	ZPC	1	PASI-PA		
		Total Radium Calculation	JAL	1	PASI-PA		
		SM 2320B	DAW	3	PASI-I		
		SM 2540C	TRK	1	PASI-I		
		SM 4500-H+B	LHZ	1	PASI-I		
		SM 4500-S2-D	STS	1	PASI-I		
		HACH 8146	BEP	1	PASI-I		
		EPA 353.2	DAW	2	PASI-I		
		EPA 365.1	YAM	1	PASI-I		
		SM 5310C	ATS	1	PASI-I		
		SM 5310C	ATS	1	PASI-I		
		50352584002	DUP	EPA 9056	KBB	3	PASI-I
				EPA 6010	ELK	15	PASI-I
EPA 6010	JPK			3	PASI-I		
EPA 6020	CAW			6	PASI-I		
EPA 7470	ILP			1	PASI-I		
EPA 903.1	LL1			1	PASI-PA		
EPA 904.0	ZPC			1	PASI-PA		
Total Radium Calculation	JAL			1	PASI-PA		
SM 2320B	DAW			3	PASI-I		
SM 2540C	TRK			1	PASI-I		
SM 4500-H+B	LHZ			1	PASI-I		
SM 4500-S2-D	STS			1	PASI-I		
HACH 8146	BEP			1	PASI-I		
EPA 353.2	DAW			2	PASI-I		
EPA 365.1	YAM			1	PASI-I		
SM 5310C	ATS			1	PASI-I		
SM 5310C	ATS			1	PASI-I		
50352584003	MW-18I			EPA 9056	KBB	3	PASI-I
				EPA 6010	ELK	15	PASI-I
		EPA 6010	JPK	3	PASI-I		

REPORT OF LABORATORY ANALYSIS

This report shall not be reproduced, except in full, without the written consent of Pace Analytical Services, LLC.



SAMPLE ANALYTE COUNT

Project: Harding Street

Pace Project No.: 50352584

Lab ID	Sample ID	Method	Analysts	Analytes Reported	Laboratory
50352584004	MW-18D	EPA 6020	CAW	6	PASI-I
		EPA 7470	ILP	1	PASI-I
		EPA 903.1	LL1	1	PASI-PA
		EPA 904.0	ZPC	1	PASI-PA
		Total Radium Calculation	JAL	1	PASI-PA
		SM 2320B	DAW	3	PASI-I
		SM 2540C	TRK	1	PASI-I
		SM 4500-H+B	LHZ	1	PASI-I
		SM 4500-S2-D	STS	1	PASI-I
		HACH 8146	BEP	1	PASI-I
		EPA 353.2	DAW	2	PASI-I
		EPA 365.1	YAM	1	PASI-I
		SM 5310C	ATS	1	PASI-I
		SM 5310C	ATS	1	PASI-I
		EPA 9056	KBB	3	PASI-I
		EPA 6010	ELK	15	PASI-I
		EPA 6010	JPK	3	PASI-I
		EPA 6020	CAW	6	PASI-I
		EPA 7470	ILP	1	PASI-I
		EPA 903.1	LL1	1	PASI-PA
		EPA 904.0	ZPC	1	PASI-PA
		Total Radium Calculation	JAL	1	PASI-PA
		SM 2320B	DAW	3	PASI-I
		SM 2540C	TRK	1	PASI-I
		SM 4500-H+B	LHZ	1	PASI-I
		SM 4500-S2-D	STS	1	PASI-I
		HACH 8146	BEP	1	PASI-I
EPA 353.2	DAW	2	PASI-I		
EPA 365.1	YAM	1	PASI-I		
SM 5310C	ATS	1	PASI-I		
SM 5310C	ATS	1	PASI-I		
50352584005	MW-18I MS	EPA 903.1	LL1	1	PASI-PA
		EPA 904.0	ZPC	1	PASI-PA
50352584006	MW-18I MSD	EPA 903.1	LL1	1	PASI-PA
		EPA 904.0	ZPC	1	PASI-PA

PASI-I = Pace Analytical Services - Indianapolis
PASI-PA = Pace Analytical Services - Greensburg

REPORT OF LABORATORY ANALYSIS

This report shall not be reproduced, except in full,
without the written consent of Pace Analytical Services, LLC.



SUMMARY OF DETECTION

Project: Harding Street
 Pace Project No.: 50352584

Lab Sample ID	Client Sample ID	Result	Units	Report Limit	Analyzed	Qualifiers
Method	Parameters					
50352584001	MW-18S					
EPA 9056	Chloride	126	mg/L	25.0	08/29/23 07:11	
EPA 9056	Fluoride	0.17	mg/L	0.10	08/29/23 06:38	
EPA 9056	Sulfate	46.6	mg/L	2.5	08/29/23 06:55	
EPA 6010	Barium	224	ug/L	10.0	09/07/23 10:35	
EPA 6010	Boron	226	ug/L	100	09/07/23 10:35	
EPA 6010	Calcium	76800	ug/L	1000	09/07/23 10:35	
EPA 6010	Iron	2130	ug/L	100	09/07/23 10:35	
EPA 6010	Magnesium	23700	ug/L	1000	09/07/23 10:35	
EPA 6010	Manganese	219	ug/L	10.0	09/07/23 10:35	
EPA 6010	Potassium	7320	ug/L	1000	09/07/23 10:35	
EPA 6010	Silica	9280	ug/L	450	09/07/23 10:35	N2
EPA 6010	Sodium	84600	ug/L	1000	09/07/23 10:35	
EPA 6010	Iron, Dissolved	2020	ug/L	100	09/02/23 02:28	
EPA 6010	Manganese, Dissolved	221	ug/L	10.0	09/02/23 02:28	
EPA 6020	Arsenic	2.0	ug/L	1.0	09/11/23 16:48	
EPA 903.1	Radium-226	1.98 ± 0.950	pCi/L		09/12/23 13:04	
		(1.08) C:NA T:95%				
EPA 904.0	Radium-228	1.37 ± 0.519 (0.791) C:77% T:83%	pCi/L		09/12/23 12:18	
Total Radium Calculation	Total Radium	3.35 ± 1.47 (1.87)	pCi/L		09/20/23 13:39	
SM 2320B	Alkalinity, Total as CaCO3	245	mg/L	10.0	08/28/23 22:16	
SM 2320B	Alkalinity,Bicarbonate (CaCO3)	245	mg/L	10.0	08/28/23 22:16	
SM 2540C	Total Dissolved Solids	549	mg/L	10.0	08/29/23 15:06	
SM 4500-H+B	pH at 25 Degrees C	7.6	Std. Units	0.10	09/06/23 12:28	H3
SM 5310C	Dissolved Organic Carbon	2.9	mg/L	1.0	09/06/23 13:05	
50352584002	DUP					
EPA 9056	Chloride	129	mg/L	25.0	08/29/23 08:00	
EPA 9056	Fluoride	0.17	mg/L	0.10	08/29/23 07:27	
EPA 9056	Sulfate	46.5	mg/L	2.5	08/29/23 07:44	
EPA 6010	Barium	222	ug/L	10.0	09/07/23 10:37	
EPA 6010	Boron	219	ug/L	100	09/07/23 10:37	
EPA 6010	Calcium	75400	ug/L	1000	09/07/23 10:37	
EPA 6010	Iron	2040	ug/L	100	09/07/23 10:37	
EPA 6010	Magnesium	23100	ug/L	1000	09/07/23 10:37	
EPA 6010	Manganese	215	ug/L	10.0	09/07/23 10:37	
EPA 6010	Potassium	7100	ug/L	1000	09/07/23 10:37	
EPA 6010	Silica	9230	ug/L	450	09/07/23 10:37	N2
EPA 6010	Sodium	83000	ug/L	1000	09/07/23 10:37	
EPA 6010	Iron, Dissolved	2000	ug/L	100	09/02/23 02:30	
EPA 6010	Manganese, Dissolved	223	ug/L	10.0	09/02/23 02:30	
EPA 6020	Arsenic	2.0	ug/L	1.0	09/11/23 16:51	

REPORT OF LABORATORY ANALYSIS

This report shall not be reproduced, except in full,
 without the written consent of Pace Analytical Services, LLC.



SUMMARY OF DETECTION

Project: Harding Street

Pace Project No.: 50352584

Lab Sample ID	Client Sample ID	Result	Units	Report Limit	Analyzed	Qualifiers
Method	Parameters					
50352584002	DUP					
EPA 903.1	Radium-226	1.42 ± 0.920 (1.26) C:NA T:94%	pCi/L		09/12/23 13:04	
EPA 904.0	Radium-228	0.935 ± 0.434 (0.741) C:80% T:86%	pCi/L		09/12/23 12:18	
Total Radium Calculation	Total Radium	2.36 ± 1.35 (2.00)	pCi/L		09/20/23 13:39	
SM 2320B	Alkalinity, Total as CaCO3	244	mg/L	10.0	08/28/23 22:16	
SM 2320B	Alkalinity,Bicarbonate (CaCO3)	244	mg/L	10.0	08/28/23 22:16	
SM 2540C	Total Dissolved Solids	535	mg/L	10.0	08/29/23 15:06	
SM 4500-H+B	pH at 25 Degrees C	6.8	Std. Units	0.10	09/06/23 12:33	H3
SM 5310C	Dissolved Organic Carbon	2.9	mg/L	1.0	09/06/23 13:17	
50352584003	MW-18I					
EPA 9056	Chloride	162	mg/L	25.0	08/29/23 11:00	
EPA 9056	Fluoride	0.11	mg/L	0.10	08/29/23 10:27	
EPA 9056	Sulfate	51.8	mg/L	2.5	08/29/23 10:43	
EPA 6010	Barium	433	ug/L	10.0	09/07/23 10:39	
EPA 6010	Boron	330	ug/L	100	09/07/23 10:39	
EPA 6010	Calcium	89800	ug/L	1000	09/07/23 10:39	
EPA 6010	Iron	2830	ug/L	100	09/07/23 10:39	
EPA 6010	Magnesium	28300	ug/L	1000	09/07/23 10:39	
EPA 6010	Manganese	118	ug/L	10.0	09/07/23 10:39	
EPA 6010	Potassium	9520	ug/L	1000	09/07/23 10:39	
EPA 6010	Silica	12000	ug/L	450	09/07/23 10:39	N2
EPA 6010	Sodium	88700	ug/L	1000	09/07/23 10:39	
EPA 6010	Iron, Dissolved	2740	ug/L	100	09/02/23 02:33	
EPA 6010	Manganese, Dissolved	122	ug/L	10.0	09/02/23 02:33	
EPA 6020	Arsenic	2.4	ug/L	1.0	09/11/23 16:58	
EPA 903.1	Radium-226	1.77 ± 0.714 (0.663) C:NA T:90%	pCi/L		09/12/23 15:12	
EPA 904.0	Radium-228	0.865 ± 0.445 (0.791) C:80% T:81%	pCi/L		09/12/23 12:18	
Total Radium Calculation	Total Radium	2.64 ± 1.16 (1.45)	pCi/L		09/20/23 13:39	
SM 2320B	Alkalinity, Total as CaCO3	267	mg/L	10.0	08/28/23 22:16	
SM 2320B	Alkalinity,Bicarbonate (CaCO3)	267	mg/L	10.0	08/28/23 22:16	
SM 2540C	Total Dissolved Solids	667	mg/L	10.0	08/29/23 15:06	
SM 4500-H+B	pH at 25 Degrees C	6.7	Std. Units	0.10	09/06/23 12:19	H3
SM 5310C	Dissolved Organic Carbon	2.9	mg/L	2.0	09/07/23 10:45	

REPORT OF LABORATORY ANALYSIS

This report shall not be reproduced, except in full,
without the written consent of Pace Analytical Services, LLC.



SUMMARY OF DETECTION

Project: Harding Street
 Pace Project No.: 50352584

Lab Sample ID Method	Client Sample ID Parameters	Result	Units	Report Limit	Analyzed	Qualifiers
50352584004	MW-18D					
EPA 9056	Chloride	137	mg/L	25.0	08/29/23 12:21	
EPA 9056	Sulfate	56.9	mg/L	2.5	08/29/23 12:05	
EPA 6010	Barium	368	ug/L	10.0	09/07/23 10:58	
EPA 6010	Boron	438	ug/L	100	09/07/23 10:58	
EPA 6010	Calcium	105000	ug/L	1000	09/07/23 10:58	
EPA 6010	Iron	4370	ug/L	100	09/07/23 10:58	
EPA 6010	Magnesium	28600	ug/L	1000	09/07/23 10:58	
EPA 6010	Manganese	49.8	ug/L	10.0	09/07/23 10:58	
EPA 6010	Potassium	4620	ug/L	1000	09/07/23 10:58	
EPA 6010	Silica	13000	ug/L	450	09/07/23 10:58	N2
EPA 6010	Sodium	75800	ug/L	1000	09/07/23 10:58	
EPA 6010	Iron, Dissolved	4220	ug/L	100	09/02/23 02:49	
EPA 6010	Manganese, Dissolved	48.7	ug/L	10.0	09/02/23 02:49	
EPA 6020	Arsenic	18.4	ug/L	1.0	09/11/23 16:55	
EPA 903.1	Radium-226	1.33 ± 0.819 (1.11) C:NA T:99%	pCi/L		09/12/23 13:16	
EPA 904.0	Radium-228	0.800 ± 0.457 (0.840) C:79% T:77%	pCi/L		09/12/23 12:18	
Total Radium Calculation	Total Radium	2.13 ± 1.28 (1.95)	pCi/L		09/20/23 13:39	
SM 2320B	Alkalinity, Total as CaCO3	294	mg/L	10.0	08/28/23 22:16	
SM 2320B	Alkalinity, Bicarbonate (CaCO3)	294	mg/L	10.0	08/28/23 22:16	
SM 2540C	Total Dissolved Solids	645	mg/L	10.0	08/29/23 15:07	
SM 4500-H+B	pH at 25 Degrees C	7.1	Std. Units	0.10	09/06/23 12:36	H3
SM 5310C	Total Organic Carbon	2.7	mg/L	1.0	09/01/23 20:33	
SM 5310C	Dissolved Organic Carbon	2.8	mg/L	1.0	09/06/23 14:23	
50352584005	MW-18I MS					
EPA 903.1	Radium-226	114.20 %REC ± NA (NA) C:NA T:NA	pCi/L		09/12/23 15:12	
EPA 904.0	Radium-228	91.43 %REC ± NA (NA) C:NA T:NA	pCi/L		09/12/23 12:18	
50352584006	MW-18I MSD					
EPA 903.1	Radium-226	102.31 %REC 10.98RPD ± NA (NA) C:NA T:NA	pCi/L		09/12/23 15:12	

REPORT OF LABORATORY ANALYSIS

This report shall not be reproduced, except in full,
 without the written consent of Pace Analytical Services, LLC.



SUMMARY OF DETECTION

Project: Harding Street

Pace Project No.: 50352584

Lab Sample ID Method	Client Sample ID Parameters	Result	Units	Report Limit	Analyzed	Qualifiers
50352584006	MW-18I MSD					
EPA 904.0	Radium-228	111.74 %REC 20.00RPD ± NA (NA) C:NA T:NA	pCi/L		09/12/23 12:19	

REPORT OF LABORATORY ANALYSIS

This report shall not be reproduced, except in full,
without the written consent of Pace Analytical Services, LLC.



ANALYTICAL RESULTS

Project: Harding Street
 Pace Project No.: 50352584

Sample: MW-18S Lab ID: 50352584001 Collected: 08/25/23 11:40 Received: 08/25/23 17:45 Matrix: Water

Parameters	Results	Units	Report			Prepared	Analyzed	CAS No.	Qual
			Limit	MDL	DF				
9056 IC Anions									
Analytical Method: EPA 9056									
Pace Analytical Services - Indianapolis									
Chloride	126	mg/L	25.0	6.7	100		08/29/23 07:11	16887-00-6	
Fluoride	0.17	mg/L	0.10	0.017	1		08/29/23 06:38	16984-48-8	
Sulfate	46.6	mg/L	2.5	1.9	10		08/29/23 06:55	14808-79-8	
6010 MET ICP									
Analytical Method: EPA 6010 Preparation Method: EPA 3010									
Pace Analytical Services - Indianapolis									
Aluminum	ND	ug/L	200	54.1	1	09/02/23 12:00	09/07/23 10:35	7429-90-5	
Barium	224	ug/L	10.0	2.2	1	09/02/23 12:00	09/07/23 10:35	7440-39-3	
Boron	226	ug/L	100	18.5	1	09/02/23 12:00	09/07/23 10:35	7440-42-8	
Cadmium	ND	ug/L	2.0	0.46	1	09/02/23 12:00	09/07/23 10:35	7440-43-9	
Calcium	76800	ug/L	1000	184	1	09/02/23 12:00	09/07/23 10:35	7440-70-2	
Chromium	ND	ug/L	10.0	1.9	1	09/02/23 12:00	09/07/23 10:35	7440-47-3	
Iron	2130	ug/L	100	49.5	1	09/02/23 12:00	09/07/23 10:35	7439-89-6	
Lead	ND	ug/L	10.0	3.5	1	09/02/23 12:00	09/07/23 10:35	7439-92-1	
Lithium	ND	ug/L	20.0	7.4	1	09/02/23 12:00	09/07/23 10:35	7439-93-2	
Magnesium	23700	ug/L	1000	81.9	1	09/02/23 12:00	09/07/23 10:35	7439-95-4	
Manganese	219	ug/L	10.0	7.6	1	09/02/23 12:00	09/07/23 10:35	7439-96-5	
Molybdenum	ND	ug/L	10.0	1.1	1	09/02/23 12:00	09/07/23 10:35	7439-98-7	
Potassium	7320	ug/L	1000	257	1	09/02/23 12:00	09/07/23 10:35	7440-09-7	
Silica	9280	ug/L	450		1	09/02/23 12:00	09/07/23 10:35	7631-86-9	N2
Sodium	84600	ug/L	1000	314	1	09/02/23 12:00	09/07/23 10:35	7440-23-5	
6010 MET ICP, Dissolved									
Analytical Method: EPA 6010 Preparation Method: EPA 3010									
Pace Analytical Services - Indianapolis									
Iron, Dissolved	2020	ug/L	100	28.6	1	08/30/23 16:23	09/02/23 02:28	7439-89-6	
Manganese, Dissolved	221	ug/L	10.0	2.8	1	08/30/23 16:23	09/02/23 02:28	7439-96-5	
Molybdenum, Dissolved	ND	ug/L	10.0	1.2	1	08/30/23 16:23	09/02/23 02:28	7439-98-7	
6020 MET ICPMS									
Analytical Method: EPA 6020 Preparation Method: EPA 200.2									
Pace Analytical Services - Indianapolis									
Antimony	ND	ug/L	1.0	0.49	1	09/07/23 07:15	09/11/23 16:48	7440-36-0	
Arsenic	2.0	ug/L	1.0	0.075	1	09/07/23 07:15	09/11/23 16:48	7440-38-2	
Beryllium	ND	ug/L	0.20	0.035	1	09/07/23 07:15	09/11/23 16:48	7440-41-7	
Cobalt	ND	ug/L	1.0	0.046	1	09/07/23 07:15	09/11/23 16:48	7440-48-4	
Selenium	ND	ug/L	1.0	0.20	1	09/07/23 07:15	09/11/23 16:48	7782-49-2	
Thallium	ND	ug/L	1.0	0.040	1	09/07/23 07:15	09/11/23 16:48	7440-28-0	
7470 Mercury									
Analytical Method: EPA 7470 Preparation Method: EPA 7470									
Pace Analytical Services - Indianapolis									
Mercury	ND	ug/L	0.20	0.12	1	09/02/23 14:54	09/05/23 10:07	7439-97-6	
2320B Alkalinity									
Analytical Method: SM 2320B									
Pace Analytical Services - Indianapolis									
Alkalinity, Total as CaCO3	245	mg/L	10.0	10.0	1		08/28/23 22:16		

REPORT OF LABORATORY ANALYSIS

This report shall not be reproduced, except in full,
 without the written consent of Pace Analytical Services, LLC.



ANALYTICAL RESULTS

Project: Harding Street
 Pace Project No.: 50352584

Sample: MW-18S Lab ID: 50352584001 Collected: 08/25/23 11:40 Received: 08/25/23 17:45 Matrix: Water									
Parameters	Results	Units	Report Limit	MDL	DF	Prepared	Analyzed	CAS No.	Qual
2320B Alkalinity									
Analytical Method: SM 2320B Pace Analytical Services - Indianapolis									
Alkalinity,Bicarbonate (CaCO3)	245	mg/L	10.0	10.0	1		08/28/23 22:16		
Alkalinity,Carbonate (CaCO3)	ND	mg/L	10.0	10.0	1		08/28/23 22:16		
2540C Total Dissolved Solids									
Analytical Method: SM 2540C Pace Analytical Services - Indianapolis									
Total Dissolved Solids	549	mg/L	10.0	10.0	1		08/29/23 15:06		
4500H+ pH, Electrometric									
Analytical Method: SM 4500-H+B Pace Analytical Services - Indianapolis									
pH at 25 Degrees C	7.6	Std. Units	0.10	0.10	1		09/06/23 12:28		H3
4500S2D Sulfide Water									
Analytical Method: SM 4500-S2-D Pace Analytical Services - Indianapolis									
Sulfide	ND	mg/L	0.10	0.025	1		08/28/23 11:51	18496-25-8	
Iron, Ferrous									
Analytical Method: HACH 8146 Pace Analytical Services - Indianapolis									
Iron, Ferrous	ND	mg/L	0.20	0.035	1		08/30/23 12:08	15438-31-0	H3,N2
353.2 Nitrogen, NO2/NO3 unpres									
Analytical Method: EPA 353.2 Pace Analytical Services - Indianapolis									
Nitrogen, Nitrate	ND	mg/L	0.10	0.011	1		08/25/23 23:12	14797-55-8	
Nitrogen, Nitrite	ND	mg/L	0.10	0.0040	1		08/25/23 23:12	14797-65-0	
365.1 Total Phosphorus									
Analytical Method: EPA 365.1 Preparation Method: EPA 365.1 Pace Analytical Services - Indianapolis									
Phosphate as P04	ND	mg/L	0.15	0.15	1	09/07/23 12:30	09/08/23 09:12		
5310C TOC									
Analytical Method: SM 5310C Pace Analytical Services - Indianapolis									
Total Organic Carbon	ND	mg/L	10.0	2.4	10		09/05/23 09:23	7440-44-0	D3
5310C Dissolved Organic Carbon									
Analytical Method: SM 5310C Pace Analytical Services - Indianapolis									
Dissolved Organic Carbon	2.9	mg/L	1.0	0.24	1		09/06/23 13:05		

REPORT OF LABORATORY ANALYSIS

This report shall not be reproduced, except in full,
 without the written consent of Pace Analytical Services, LLC.



ANALYTICAL RESULTS

Project: Harding Street

Pace Project No.: 50352584

Sample: DUP Lab ID: 50352584002 Collected: 08/25/23 08:00 Received: 08/25/23 17:45 Matrix: Water

Parameters	Results	Units	Report			Prepared	Analyzed	CAS No.	Qual
			Limit	MDL	DF				
9056 IC Anions									
Analytical Method: EPA 9056									
Pace Analytical Services - Indianapolis									
Chloride	129	mg/L	25.0	6.7	100		08/29/23 08:00	16887-00-6	
Fluoride	0.17	mg/L	0.10	0.017	1		08/29/23 07:27	16984-48-8	
Sulfate	46.5	mg/L	2.5	1.9	10		08/29/23 07:44	14808-79-8	
6010 MET ICP									
Analytical Method: EPA 6010 Preparation Method: EPA 3010									
Pace Analytical Services - Indianapolis									
Aluminum	ND	ug/L	200	54.1	1	09/02/23 12:00	09/07/23 10:37	7429-90-5	
Barium	222	ug/L	10.0	2.2	1	09/02/23 12:00	09/07/23 10:37	7440-39-3	
Boron	219	ug/L	100	18.5	1	09/02/23 12:00	09/07/23 10:37	7440-42-8	
Cadmium	ND	ug/L	2.0	0.46	1	09/02/23 12:00	09/07/23 10:37	7440-43-9	
Calcium	75400	ug/L	1000	184	1	09/02/23 12:00	09/07/23 10:37	7440-70-2	
Chromium	ND	ug/L	10.0	1.9	1	09/02/23 12:00	09/07/23 10:37	7440-47-3	
Iron	2040	ug/L	100	49.5	1	09/02/23 12:00	09/07/23 10:37	7439-89-6	
Lead	ND	ug/L	10.0	3.5	1	09/02/23 12:00	09/07/23 10:37	7439-92-1	
Lithium	ND	ug/L	20.0	7.4	1	09/02/23 12:00	09/07/23 10:37	7439-93-2	
Magnesium	23100	ug/L	1000	81.9	1	09/02/23 12:00	09/07/23 10:37	7439-95-4	
Manganese	215	ug/L	10.0	7.6	1	09/02/23 12:00	09/07/23 10:37	7439-96-5	
Molybdenum	ND	ug/L	10.0	1.1	1	09/02/23 12:00	09/07/23 10:37	7439-98-7	
Potassium	7100	ug/L	1000	257	1	09/02/23 12:00	09/07/23 10:37	7440-09-7	
Silica	9230	ug/L	450		1	09/02/23 12:00	09/07/23 10:37	7631-86-9	N2
Sodium	83000	ug/L	1000	314	1	09/02/23 12:00	09/07/23 10:37	7440-23-5	
6010 MET ICP, Dissolved									
Analytical Method: EPA 6010 Preparation Method: EPA 3010									
Pace Analytical Services - Indianapolis									
Iron, Dissolved	2000	ug/L	100	28.6	1	08/30/23 16:23	09/02/23 02:30	7439-89-6	
Manganese, Dissolved	223	ug/L	10.0	2.8	1	08/30/23 16:23	09/02/23 02:30	7439-96-5	
Molybdenum, Dissolved	ND	ug/L	10.0	1.2	1	08/30/23 16:23	09/02/23 02:30	7439-98-7	
6020 MET ICPMS									
Analytical Method: EPA 6020 Preparation Method: EPA 200.2									
Pace Analytical Services - Indianapolis									
Antimony	ND	ug/L	1.0	0.49	1	09/07/23 07:15	09/11/23 16:51	7440-36-0	
Arsenic	2.0	ug/L	1.0	0.075	1	09/07/23 07:15	09/11/23 16:51	7440-38-2	
Beryllium	ND	ug/L	0.20	0.035	1	09/07/23 07:15	09/11/23 16:51	7440-41-7	
Cobalt	ND	ug/L	1.0	0.046	1	09/07/23 07:15	09/11/23 16:51	7440-48-4	
Selenium	ND	ug/L	1.0	0.20	1	09/07/23 07:15	09/11/23 16:51	7782-49-2	
Thallium	ND	ug/L	1.0	0.040	1	09/07/23 07:15	09/11/23 16:51	7440-28-0	
7470 Mercury									
Analytical Method: EPA 7470 Preparation Method: EPA 7470									
Pace Analytical Services - Indianapolis									
Mercury	ND	ug/L	0.20	0.12	1	09/02/23 14:54	09/05/23 10:10	7439-97-6	
2320B Alkalinity									
Analytical Method: SM 2320B									
Pace Analytical Services - Indianapolis									
Alkalinity, Total as CaCO3	244	mg/L	10.0	10.0	1		08/28/23 22:16		

REPORT OF LABORATORY ANALYSIS

This report shall not be reproduced, except in full,
without the written consent of Pace Analytical Services, LLC.



ANALYTICAL RESULTS

Project: Harding Street
Pace Project No.: 50352584

Sample: DUP		Lab ID: 50352584002		Collected: 08/25/23 08:00	Received: 08/25/23 17:45	Matrix: Water			
Parameters	Results	Units	Report Limit	MDL	DF	Prepared	Analyzed	CAS No.	Qual
2320B Alkalinity		Analytical Method: SM 2320B Pace Analytical Services - Indianapolis							
Alkalinity,Bicarbonate (CaCO3)	244	mg/L	10.0	10.0	1		08/28/23 22:16		
Alkalinity,Carbonate (CaCO3)	ND	mg/L	10.0	10.0	1		08/28/23 22:16		
2540C Total Dissolved Solids		Analytical Method: SM 2540C Pace Analytical Services - Indianapolis							
Total Dissolved Solids	535	mg/L	10.0	10.0	1		08/29/23 15:06		
4500H+ pH, Electrometric		Analytical Method: SM 4500-H+B Pace Analytical Services - Indianapolis							
pH at 25 Degrees C	6.8	Std. Units	0.10	0.10	1		09/06/23 12:33		H3
4500S2D Sulfide Water		Analytical Method: SM 4500-S2-D Pace Analytical Services - Indianapolis							
Sulfide	ND	mg/L	0.10	0.025	1		08/28/23 11:51	18496-25-8	
Iron, Ferrous		Analytical Method: HACH 8146 Pace Analytical Services - Indianapolis							
Iron, Ferrous	ND	mg/L	0.20	0.035	1		08/30/23 12:08	15438-31-0	H3,N2
353.2 Nitrogen, NO2/NO3 unpres		Analytical Method: EPA 353.2 Pace Analytical Services - Indianapolis							
Nitrogen, Nitrate	ND	mg/L	0.10	0.011	1		08/25/23 23:10	14797-55-8	
Nitrogen, Nitrite	ND	mg/L	0.10	0.0040	1		08/25/23 23:10	14797-65-0	
365.1 Total Phosphorus		Analytical Method: EPA 365.1 Preparation Method: EPA 365.1 Pace Analytical Services - Indianapolis							
Phosphate as P04	ND	mg/L	0.15	0.15	1	09/07/23 12:30	09/08/23 09:12		
5310C TOC		Analytical Method: SM 5310C Pace Analytical Services - Indianapolis							
Total Organic Carbon	ND	mg/L	10.0	2.4	10		09/05/23 09:42	7440-44-0	D3
5310C Dissolved Organic Carbon		Analytical Method: SM 5310C Pace Analytical Services - Indianapolis							
Dissolved Organic Carbon	2.9	mg/L	1.0	0.24	1		09/06/23 13:17		

REPORT OF LABORATORY ANALYSIS

This report shall not be reproduced, except in full,
without the written consent of Pace Analytical Services, LLC.



ANALYTICAL RESULTS

Project: Harding Street
 Pace Project No.: 50352584

Sample: MW-181 **Lab ID: 50352584003** Collected: 08/25/23 14:30 Received: 08/25/23 17:45 Matrix: Water

Parameters	Results	Units	Report			Prepared	Analyzed	CAS No.	Qual
			Limit	MDL	DF				
9056 IC Anions									
Analytical Method: EPA 9056									
Pace Analytical Services - Indianapolis									
Chloride	162	mg/L	25.0	6.7	100		08/29/23 11:00	16887-00-6	
Fluoride	0.11	mg/L	0.10	0.017	1		08/29/23 10:27	16984-48-8	
Sulfate	51.8	mg/L	2.5	1.9	10		08/29/23 10:43	14808-79-8	
6010 MET ICP									
Analytical Method: EPA 6010 Preparation Method: EPA 3010									
Pace Analytical Services - Indianapolis									
Aluminum	ND	ug/L	200	54.1	1	09/02/23 12:00	09/07/23 10:39	7429-90-5	
Barium	433	ug/L	10.0	2.2	1	09/02/23 12:00	09/07/23 10:39	7440-39-3	
Boron	330	ug/L	100	18.5	1	09/02/23 12:00	09/07/23 10:39	7440-42-8	
Cadmium	ND	ug/L	2.0	0.46	1	09/02/23 12:00	09/07/23 10:39	7440-43-9	
Calcium	89800	ug/L	1000	184	1	09/02/23 12:00	09/07/23 10:39	7440-70-2	
Chromium	ND	ug/L	10.0	1.9	1	09/02/23 12:00	09/07/23 10:39	7440-47-3	
Iron	2830	ug/L	100	49.5	1	09/02/23 12:00	09/07/23 10:39	7439-89-6	
Lead	ND	ug/L	10.0	3.5	1	09/02/23 12:00	09/07/23 10:39	7439-92-1	
Lithium	ND	ug/L	20.0	7.4	1	09/02/23 12:00	09/07/23 10:39	7439-93-2	
Magnesium	28300	ug/L	1000	81.9	1	09/02/23 12:00	09/07/23 10:39	7439-95-4	
Manganese	118	ug/L	10.0	7.6	1	09/02/23 12:00	09/07/23 10:39	7439-96-5	
Molybdenum	ND	ug/L	10.0	1.1	1	09/02/23 12:00	09/07/23 10:39	7439-98-7	
Potassium	9520	ug/L	1000	257	1	09/02/23 12:00	09/07/23 10:39	7440-09-7	
Silica	12000	ug/L	450		1	09/02/23 12:00	09/07/23 10:39	7631-86-9	N2
Sodium	88700	ug/L	1000	314	1	09/02/23 12:00	09/07/23 10:39	7440-23-5	
6010 MET ICP, Dissolved									
Analytical Method: EPA 6010 Preparation Method: EPA 3010									
Pace Analytical Services - Indianapolis									
Iron, Dissolved	2740	ug/L	100	28.6	1	08/30/23 16:23	09/02/23 02:33	7439-89-6	
Manganese, Dissolved	122	ug/L	10.0	2.8	1	08/30/23 16:23	09/02/23 02:33	7439-96-5	
Molybdenum, Dissolved	ND	ug/L	10.0	1.2	1	08/30/23 16:23	09/02/23 02:33	7439-98-7	
6020 MET ICPMS									
Analytical Method: EPA 6020 Preparation Method: EPA 200.2									
Pace Analytical Services - Indianapolis									
Antimony	ND	ug/L	1.0	0.49	1	09/07/23 07:15	09/11/23 16:58	7440-36-0	
Arsenic	2.4	ug/L	1.0	0.075	1	09/07/23 07:15	09/11/23 16:58	7440-38-2	
Beryllium	ND	ug/L	0.20	0.035	1	09/07/23 07:15	09/11/23 16:58	7440-41-7	
Cobalt	ND	ug/L	1.0	0.046	1	09/07/23 07:15	09/11/23 16:58	7440-48-4	
Selenium	ND	ug/L	1.0	0.20	1	09/07/23 07:15	09/11/23 16:58	7782-49-2	
Thallium	ND	ug/L	1.0	0.040	1	09/07/23 07:15	09/11/23 16:58	7440-28-0	
7470 Mercury									
Analytical Method: EPA 7470 Preparation Method: EPA 7470									
Pace Analytical Services - Indianapolis									
Mercury	ND	ug/L	0.20	0.12	1	09/02/23 14:54	09/05/23 10:12	7439-97-6	
2320B Alkalinity									
Analytical Method: SM 2320B									
Pace Analytical Services - Indianapolis									
Alkalinity, Total as CaCO3	267	mg/L	10.0	10.0	1		08/28/23 22:16		

REPORT OF LABORATORY ANALYSIS

This report shall not be reproduced, except in full,
 without the written consent of Pace Analytical Services, LLC.



ANALYTICAL RESULTS

Project: Harding Street
Pace Project No.: 50352584

Sample: MW-181 Lab ID: 50352584003 Collected: 08/25/23 14:30 Received: 08/25/23 17:45 Matrix: Water									
Parameters	Results	Units	Report Limit	MDL	DF	Prepared	Analyzed	CAS No.	Qual
2320B Alkalinity									
Analytical Method: SM 2320B Pace Analytical Services - Indianapolis									
Alkalinity,Bicarbonate (CaCO3)	267	mg/L	10.0	10.0	1		08/28/23 22:16		
Alkalinity,Carbonate (CaCO3)	ND	mg/L	10.0	10.0	1		08/28/23 22:16		
2540C Total Dissolved Solids									
Analytical Method: SM 2540C Pace Analytical Services - Indianapolis									
Total Dissolved Solids	667	mg/L	10.0	10.0	1		08/29/23 15:06		
4500H+ pH, Electrometric									
Analytical Method: SM 4500-H+B Pace Analytical Services - Indianapolis									
pH at 25 Degrees C	6.7	Std. Units	0.10	0.10	1		09/06/23 12:19		H3
4500S2D Sulfide Water									
Analytical Method: SM 4500-S2-D Pace Analytical Services - Indianapolis									
Sulfide	ND	mg/L	0.10	0.025	1		08/28/23 11:51	18496-25-8	
Iron, Ferrous									
Analytical Method: HACH 8146 Pace Analytical Services - Indianapolis									
Iron, Ferrous	ND	mg/L	0.20	0.035	1		08/30/23 12:08	15438-31-0	H3,N2
353.2 Nitrogen, NO2/NO3 unpres									
Analytical Method: EPA 353.2 Pace Analytical Services - Indianapolis									
Nitrogen, Nitrate	ND	mg/L	0.10	0.011	1		08/25/23 23:14	14797-55-8	
Nitrogen, Nitrite	ND	mg/L	0.10	0.0040	1		08/25/23 23:14	14797-65-0	
365.1 Total Phosphorus									
Analytical Method: EPA 365.1 Preparation Method: EPA 365.1 Pace Analytical Services - Indianapolis									
Phosphate as P04	ND	mg/L	0.15	0.15	1	09/07/23 12:30	09/08/23 09:13		
5310C TOC									
Analytical Method: SM 5310C Pace Analytical Services - Indianapolis									
Total Organic Carbon	ND	mg/L	10.0	2.4	10		09/05/23 10:01	7440-44-0	D3
5310C Dissolved Organic Carbon									
Analytical Method: SM 5310C Pace Analytical Services - Indianapolis									
Dissolved Organic Carbon	2.9	mg/L	2.0	0.47	2		09/07/23 10:45		

REPORT OF LABORATORY ANALYSIS

This report shall not be reproduced, except in full,
without the written consent of Pace Analytical Services, LLC.



ANALYTICAL RESULTS

Project: Harding Street
 Pace Project No.: 50352584

Sample: MW-18D **Lab ID: 50352584004** Collected: 08/25/23 15:10 Received: 08/25/23 17:45 Matrix: Water

Parameters	Results	Units	Report			Prepared	Analyzed	CAS No.	Qual
			Limit	MDL	DF				
9056 IC Anions									
Analytical Method: EPA 9056									
Pace Analytical Services - Indianapolis									
Chloride	137	mg/L	25.0	6.7	100		08/29/23 12:21	16887-00-6	
Fluoride	ND	mg/L	0.10	0.017	1		08/29/23 11:49	16984-48-8	
Sulfate	56.9	mg/L	2.5	1.9	10		08/29/23 12:05	14808-79-8	
6010 MET ICP									
Analytical Method: EPA 6010 Preparation Method: EPA 3010									
Pace Analytical Services - Indianapolis									
Aluminum	ND	ug/L	200	54.1	1	09/02/23 12:00	09/07/23 10:58	7429-90-5	
Barium	368	ug/L	10.0	2.2	1	09/02/23 12:00	09/07/23 10:58	7440-39-3	
Boron	438	ug/L	100	18.5	1	09/02/23 12:00	09/07/23 10:58	7440-42-8	
Cadmium	ND	ug/L	2.0	0.46	1	09/02/23 12:00	09/07/23 10:58	7440-43-9	
Calcium	105000	ug/L	1000	184	1	09/02/23 12:00	09/07/23 10:58	7440-70-2	
Chromium	ND	ug/L	10.0	1.9	1	09/02/23 12:00	09/07/23 10:58	7440-47-3	
Iron	4370	ug/L	100	49.5	1	09/02/23 12:00	09/07/23 10:58	7439-89-6	
Lead	ND	ug/L	10.0	3.5	1	09/02/23 12:00	09/07/23 10:58	7439-92-1	
Lithium	ND	ug/L	20.0	7.4	1	09/02/23 12:00	09/07/23 10:58	7439-93-2	
Magnesium	28600	ug/L	1000	81.9	1	09/02/23 12:00	09/07/23 10:58	7439-95-4	
Manganese	49.8	ug/L	10.0	7.6	1	09/02/23 12:00	09/07/23 10:58	7439-96-5	
Molybdenum	ND	ug/L	10.0	1.1	1	09/02/23 12:00	09/07/23 10:58	7439-98-7	
Potassium	4620	ug/L	1000	257	1	09/02/23 12:00	09/07/23 10:58	7440-09-7	
Silica	13000	ug/L	450		1	09/02/23 12:00	09/07/23 10:58	7631-86-9	N2
Sodium	75800	ug/L	1000	314	1	09/02/23 12:00	09/07/23 10:58	7440-23-5	
6010 MET ICP, Dissolved									
Analytical Method: EPA 6010 Preparation Method: EPA 3010									
Pace Analytical Services - Indianapolis									
Iron, Dissolved	4220	ug/L	100	28.6	1	08/30/23 16:23	09/02/23 02:49	7439-89-6	
Manganese, Dissolved	48.7	ug/L	10.0	2.8	1	08/30/23 16:23	09/02/23 02:49	7439-96-5	
Molybdenum, Dissolved	ND	ug/L	10.0	1.2	1	08/30/23 16:23	09/02/23 02:49	7439-98-7	
6020 MET ICPMS									
Analytical Method: EPA 6020 Preparation Method: EPA 200.2									
Pace Analytical Services - Indianapolis									
Antimony	ND	ug/L	1.0	0.49	1	09/07/23 07:15	09/11/23 16:55	7440-36-0	
Arsenic	18.4	ug/L	1.0	0.075	1	09/07/23 07:15	09/11/23 16:55	7440-38-2	
Beryllium	ND	ug/L	0.20	0.035	1	09/07/23 07:15	09/11/23 16:55	7440-41-7	
Cobalt	ND	ug/L	1.0	0.046	1	09/07/23 07:15	09/11/23 16:55	7440-48-4	
Selenium	ND	ug/L	1.0	0.20	1	09/07/23 07:15	09/11/23 16:55	7782-49-2	
Thallium	ND	ug/L	1.0	0.040	1	09/07/23 07:15	09/11/23 16:55	7440-28-0	
7470 Mercury									
Analytical Method: EPA 7470 Preparation Method: EPA 7470									
Pace Analytical Services - Indianapolis									
Mercury	ND	ug/L	0.20	0.12	1	09/02/23 14:54	09/05/23 10:19	7439-97-6	
2320B Alkalinity									
Analytical Method: SM 2320B									
Pace Analytical Services - Indianapolis									
Alkalinity, Total as CaCO3	294	mg/L	10.0	10.0	1		08/28/23 22:16		

REPORT OF LABORATORY ANALYSIS

This report shall not be reproduced, except in full,
 without the written consent of Pace Analytical Services, LLC.



ANALYTICAL RESULTS

Project: Harding Street
 Pace Project No.: 50352584

Sample: MW-18D Lab ID: 50352584004 Collected: 08/25/23 15:10 Received: 08/25/23 17:45 Matrix: Water									
Parameters	Results	Units	Report Limit	MDL	DF	Prepared	Analyzed	CAS No.	Qual
2320B Alkalinity									
Analytical Method: SM 2320B Pace Analytical Services - Indianapolis									
Alkalinity,Bicarbonate (CaCO3)	294	mg/L	10.0	10.0	1		08/28/23 22:16		
Alkalinity,Carbonate (CaCO3)	ND	mg/L	10.0	10.0	1		08/28/23 22:16		
2540C Total Dissolved Solids									
Analytical Method: SM 2540C Pace Analytical Services - Indianapolis									
Total Dissolved Solids	645	mg/L	10.0	10.0	1		08/29/23 15:07		
4500H+ pH, Electrometric									
Analytical Method: SM 4500-H+B Pace Analytical Services - Indianapolis									
pH at 25 Degrees C	7.1	Std. Units	0.10	0.10	1		09/06/23 12:36		H3
4500S2D Sulfide Water									
Analytical Method: SM 4500-S2-D Pace Analytical Services - Indianapolis									
Sulfide	ND	mg/L	0.10	0.025	1		08/28/23 11:51	18496-25-8	
Iron, Ferrous									
Analytical Method: HACH 8146 Pace Analytical Services - Indianapolis									
Iron, Ferrous	ND	mg/L	0.20	0.035	1		08/30/23 12:09	15438-31-0	H3,N2
353.2 Nitrogen, NO2/NO3 unpres									
Analytical Method: EPA 353.2 Pace Analytical Services - Indianapolis									
Nitrogen, Nitrate	ND	mg/L	0.10	0.011	1		08/25/23 23:19	14797-55-8	
Nitrogen, Nitrite	ND	mg/L	0.10	0.0040	1		08/25/23 23:19	14797-65-0	
365.1 Total Phosphorus									
Analytical Method: EPA 365.1 Preparation Method: EPA 365.1 Pace Analytical Services - Indianapolis									
Phosphate as P04	ND	mg/L	0.15	0.15	1	09/07/23 12:30	09/08/23 09:16		
5310C TOC									
Analytical Method: SM 5310C Pace Analytical Services - Indianapolis									
Total Organic Carbon	2.7	mg/L	1.0	0.24	1		09/01/23 20:33	7440-44-0	
5310C Dissolved Organic Carbon									
Analytical Method: SM 5310C Pace Analytical Services - Indianapolis									
Dissolved Organic Carbon	2.8	mg/L	1.0	0.24	1		09/06/23 14:23		

REPORT OF LABORATORY ANALYSIS

This report shall not be reproduced, except in full,
 without the written consent of Pace Analytical Services, LLC.



QUALITY CONTROL DATA

Project: Harding Street

Pace Project No.: 50352584

QC Batch: 750306 Analysis Method: EPA 9056
 QC Batch Method: EPA 9056 Analysis Description: 9056 IC Anions
 Laboratory: Pace Analytical Services - Indianapolis
 Associated Lab Samples: 50352584001, 50352584002, 50352584003, 50352584004

METHOD BLANK: 3438928 Matrix: Water
 Associated Lab Samples: 50352584001, 50352584002, 50352584003, 50352584004

Parameter	Units	Blank Result	Reporting Limit	MDL	Analyzed	Qualifiers
Chloride	mg/L	ND	0.25	0.067	08/29/23 02:33	
Fluoride	mg/L	ND	0.10	0.017	08/29/23 02:33	
Sulfate	mg/L	ND	0.25	0.19	08/29/23 02:33	

LABORATORY CONTROL SAMPLE: 3438929

Parameter	Units	Spike Conc.	LCS Result	LCS % Rec	% Rec Limits	Qualifiers
Chloride	mg/L	2.5	2.4	94	80-120	
Fluoride	mg/L	1	0.98	98	80-120	
Sulfate	mg/L	5	4.9	97	80-120	

MATRIX SPIKE & MATRIX SPIKE DUPLICATE: 3438930 3438931

Parameter	Units	MS		MSD		MS % Rec	MSD % Rec	% Rec Limits	RPD	Max RPD	Qual
		50352584003 Result	Spike Conc.	Spike Conc.	MS Result						
Chloride	mg/L	162	250	250	387	387	90	90	80-120	0	15
Fluoride	mg/L	0.11	1	1	1.1	1.1	94	95	80-120	1	15
Sulfate	mg/L	51.8	50	50	98.1	98.0	92	92	80-120	0	15

Results presented on this page are in the units indicated by the "Units" column except where an alternate unit is presented to the right of the result.

REPORT OF LABORATORY ANALYSIS

This report shall not be reproduced, except in full, without the written consent of Pace Analytical Services, LLC.



QUALITY CONTROL DATA

Project: Harding Street

Pace Project No.: 50352584

QC Batch:	751072	Analysis Method:	EPA 7470
QC Batch Method:	EPA 7470	Analysis Description:	7470 Mercury
		Laboratory:	Pace Analytical Services - Indianapolis

Associated Lab Samples: 50352584001, 50352584002, 50352584003, 50352584004

METHOD BLANK: 3442125 Matrix: Water
 Associated Lab Samples: 50352584001, 50352584002, 50352584003, 50352584004

Parameter	Units	Blank Result	Reporting Limit	MDL	Analyzed	Qualifiers
Mercury	ug/L	ND	0.20	0.12	09/05/23 10:02	

LABORATORY CONTROL SAMPLE: 3442126

Parameter	Units	Spike Conc.	LCS Result	LCS % Rec	% Rec Limits	Qualifiers
Mercury	ug/L	5	4.8	96	80-120	

MATRIX SPIKE & MATRIX SPIKE DUPLICATE: 3442127 3442128

Parameter	Units	50352584003		3442128		MS % Rec	MSD % Rec	% Rec Limits	RPD	Max RPD	Qual
		MS Spike Conc.	MSD Spike Conc.	MS Result	MSD Result						
Mercury	ug/L	ND	5	5	4.4	4.3	87	86	75-125	2	20

Results presented on this page are in the units indicated by the "Units" column except where an alternate unit is presented to the right of the result.

REPORT OF LABORATORY ANALYSIS

This report shall not be reproduced, except in full, without the written consent of Pace Analytical Services, LLC.



QUALITY CONTROL DATA

Project: Harding Street

Pace Project No.: 50352584

QC Batch:	750208	Analysis Method:	EPA 6010
QC Batch Method:	EPA 3010	Analysis Description:	6010 MET
		Laboratory:	Pace Analytical Services - Indianapolis

Associated Lab Samples: 50352584001, 50352584002, 50352584003, 50352584004

METHOD BLANK: 3438688 Matrix: Water

Associated Lab Samples: 50352584001, 50352584002, 50352584003, 50352584004

Parameter	Units	Blank Result	Reporting Limit	MDL	Analyzed	Qualifiers
Aluminum	ug/L	ND	200	54.1	09/07/23 09:55	
Barium	ug/L	ND	10.0	2.2	09/07/23 09:55	
Boron	ug/L	ND	100	18.5	09/07/23 09:55	
Cadmium	ug/L	ND	2.0	0.46	09/07/23 09:55	
Calcium	ug/L	ND	1000	184	09/07/23 09:55	
Chromium	ug/L	ND	10.0	1.9	09/07/23 09:55	
Iron	ug/L	ND	100	49.5	09/07/23 09:55	
Lead	ug/L	ND	10.0	3.5	09/07/23 09:55	
Lithium	ug/L	ND	20.0	7.4	09/07/23 09:55	
Magnesium	ug/L	ND	1000	81.9	09/07/23 09:55	
Manganese	ug/L	ND	10.0	7.6	09/07/23 09:55	
Molybdenum	ug/L	ND	10.0	1.1	09/07/23 09:55	
Potassium	ug/L	ND	1000	257	09/07/23 09:55	
Silica	ug/L	ND	450		09/07/23 09:55	N2
Sodium	ug/L	ND	1000	314	09/07/23 09:55	

LABORATORY CONTROL SAMPLE: 3438689

Parameter	Units	Spike Conc.	LCS Result	LCS % Rec	% Rec Limits	Qualifiers
Aluminum	ug/L	10000	9680	97	80-120	
Barium	ug/L	1000	1020	102	80-120	
Boron	ug/L	1000	972	97	80-120	
Cadmium	ug/L	1000	980	98	80-120	
Calcium	ug/L	10000	9850	98	80-120	
Chromium	ug/L	1000	1020	102	80-120	
Iron	ug/L	10000	10100	101	80-120	
Lead	ug/L	1000	952	95	80-120	
Lithium	ug/L	1000	1020	102	80-120	
Magnesium	ug/L	10000	9800	98	80-120	
Manganese	ug/L	1000	967	97	80-120	
Molybdenum	ug/L	1000	1040	104	80-120	
Potassium	ug/L	10000	10100	101	80-120	
Silica	ug/L	10700	10100	94	80-120	N2
Sodium	ug/L	10000	9880	99	80-120	

Results presented on this page are in the units indicated by the "Units" column except where an alternate unit is presented to the right of the result.

REPORT OF LABORATORY ANALYSIS

This report shall not be reproduced, except in full,
without the written consent of Pace Analytical Services, LLC.



QUALITY CONTROL DATA

Project: Harding Street
Pace Project No.: 50352584

MATRIX SPIKE & MATRIX SPIKE DUPLICATE: 3438690												3438691	
Parameter	Units	50352537001 Result	MS	MSD	MS	MSD	MS	MSD	% Rec	Max	Qual		
			Spike Conc.	Spike Conc.	Result	Result	% Rec	% Rec	Limits	RPD		RPD	
Aluminum	ug/L	0.38 mg/L	10000	10000	9830	9880	95	95	75-125	1	20		
Barium	ug/L	0.031 mg/L	1000	1000	1020	1030	99	100	75-125	1	20		
Boron	ug/L	<0.10 mg/L	1000	1000	985	992	96	96	75-125	1	20		
Cadmium	ug/L	<0.0020 mg/L	1000	1000	954	956	95	96	75-125	0	20		
Calcium	ug/L	18.6 mg/L	10000	10000	26900	27400	83	87	75-125	2	20		
Chromium	ug/L	0.011 mg/L	1000	1000	1010	1010	100	100	75-125	0	20		
Iron	ug/L	0.77 mg/L	10000	10000	10600	10500	98	98	75-125	1	20		
Lead	ug/L	<0.010 mg/L	1000	1000	920	924	92	92	75-125	0	20		
Lithium	ug/L	<0.020 mg/L	1000	1000	1000	1010	100	101	75-125	0	20		
Magnesium	ug/L	2.8 mg/L	10000	10000	12100	12200	93	94	75-125	1	20		
Manganese	ug/L	0.041 mg/L	1000	1000	978	982	94	94	75-125	0	20		
Molybdenum	ug/L	<0.025 mg/L	1000	1000	1020	1020	102	102	75-125	0	20		
Potassium	ug/L	2.4 mg/L	10000	10000	12100	12400	97	100	75-125	2	20		
Silica	ug/L	4.2 mg/L	10700	10700	14200	14300	93	94	75-125	1	20 N2		
Sodium	ug/L	6.0 mg/L	10000	10000	15300	15600	94	96	75-125	2	20		

MATRIX SPIKE & MATRIX SPIKE DUPLICATE: 3438692												3438693	
Parameter	Units	50352584003 Result	MS	MSD	MS	MSD	MS	MSD	% Rec	Max	Qual		
			Spike Conc.	Spike Conc.	Result	Result	% Rec	% Rec	Limits	RPD		RPD	
Aluminum	ug/L	ND	10000	10000	9700	9540	97	95	75-125	2	20		
Barium	ug/L	433	1000	1000	1470	1420	104	99	75-125	3	20		
Boron	ug/L	330	1000	1000	1350	1310	102	98	75-125	3	20		
Cadmium	ug/L	ND	1000	1000	994	963	99	96	75-125	3	20		
Calcium	ug/L	89800	10000	10000	98600	96000	88	62	75-125	3	20 P6		
Chromium	ug/L	ND	1000	1000	1020	988	102	99	75-125	4	20		
Iron	ug/L	2830	10000	10000	12900	12500	100	97	75-125	3	20		
Lead	ug/L	ND	1000	1000	924	886	92	89	75-125	4	20		
Lithium	ug/L	ND	1000	1000	1090	1040	108	103	75-125	5	20		
Magnesium	ug/L	28300	10000	10000	37600	36700	93	84	75-125	2	20		
Manganese	ug/L	118	1000	1000	1080	1040	97	93	75-125	4	20		
Molybdenum	ug/L	ND	1000	1000	1060	1020	106	102	75-125	3	20		
Potassium	ug/L	9520	10000	10000	20300	19700	108	102	75-125	3	20		
Silica	ug/L	12000	10700	10700	22100	21400	94	88	75-125	3	20 N2		
Sodium	ug/L	88700	10000	10000	99600	96400	109	78	75-125	3	20		

Results presented on this page are in the units indicated by the "Units" column except where an alternate unit is presented to the right of the result.

REPORT OF LABORATORY ANALYSIS

This report shall not be reproduced, except in full,
without the written consent of Pace Analytical Services, LLC.



QUALITY CONTROL DATA

Project: Harding Street

Pace Project No.: 50352584

QC Batch:	750211	Analysis Method:	EPA 6010
QC Batch Method:	EPA 3010	Analysis Description:	6010 MET Dissolved
		Laboratory:	Pace Analytical Services - Indianapolis

Associated Lab Samples: 50352584001, 50352584002, 50352584003, 50352584004

METHOD BLANK: 3438706 Matrix: Water
 Associated Lab Samples: 50352584001, 50352584002, 50352584003, 50352584004

Parameter	Units	Blank Result	Reporting Limit	MDL	Analyzed	Qualifiers
Iron, Dissolved	ug/L	ND	100	28.6	09/02/23 02:26	
Manganese, Dissolved	ug/L	ND	10.0	2.8	09/02/23 02:26	
Molybdenum, Dissolved	ug/L	ND	10.0	1.2	09/02/23 02:26	

LABORATORY CONTROL SAMPLE: 3438707

Parameter	Units	Spike Conc.	LCS Result	LCS % Rec	% Rec Limits	Qualifiers
Iron, Dissolved	ug/L	10000	9080	91	80-120	
Manganese, Dissolved	ug/L	1000	926	93	80-120	
Molybdenum, Dissolved	ug/L	1000	932	93	80-120	

MATRIX SPIKE & MATRIX SPIKE DUPLICATE: 3438708 3438709

Parameter	Units	50352584003		50352584003		50352584003		% Rec Limits	RPD	Max RPD	Qual
		MS Result	MSD Result	MS Spike Conc.	MSD Spike Conc.	MS Result	MSD Result				
Iron, Dissolved	ug/L	2740	10000	10000	11900	11600	91	88	75-125	3	20
Manganese, Dissolved	ug/L	122	1000	1000	1060	1020	93	90	75-125	3	20
Molybdenum, Dissolved	ug/L	ND	1000	1000	957	934	95	93	75-125	2	20

Results presented on this page are in the units indicated by the "Units" column except where an alternate unit is presented to the right of the result.

REPORT OF LABORATORY ANALYSIS

This report shall not be reproduced, except in full, without the written consent of Pace Analytical Services, LLC.



QUALITY CONTROL DATA

Project: Harding Street
 Pace Project No.: 50352584

QC Batch: 751398 Analysis Method: EPA 6020
 QC Batch Method: EPA 200.2 Analysis Description: 6020 MET
 Laboratory: Pace Analytical Services - Indianapolis
 Associated Lab Samples: 50352584001, 50352584002, 50352584003, 50352584004

METHOD BLANK: 3443506 Matrix: Water
 Associated Lab Samples: 50352584001, 50352584002, 50352584003, 50352584004

Parameter	Units	Blank Result	Reporting Limit	MDL	Analyzed	Qualifiers
Antimony	ug/L	ND	1.0	0.49	09/11/23 14:34	
Arsenic	ug/L	ND	1.0	0.075	09/11/23 14:34	
Beryllium	ug/L	ND	0.20	0.035	09/11/23 16:41	
Cobalt	ug/L	ND	1.0	0.046	09/11/23 14:34	
Selenium	ug/L	ND	1.0	0.20	09/11/23 14:34	
Thallium	ug/L	ND	1.0	0.040	09/11/23 14:34	

LABORATORY CONTROL SAMPLE: 3443507

Parameter	Units	Spike Conc.	LCS Result	LCS % Rec	% Rec Limits	Qualifiers
Antimony	ug/L	40	39.3	98	80-120	
Arsenic	ug/L	40	38.3	96	80-120	
Beryllium	ug/L	40	40.6	102	80-120	
Cobalt	ug/L	40	40.6	101	80-120	
Selenium	ug/L	40	39.6	99	80-120	
Thallium	ug/L	40	41.4	104	80-120	

MATRIX SPIKE & MATRIX SPIKE DUPLICATE: 3443508 3443509

Parameter	Units	MS		MSD		MS		MSD		% Rec Limits	RPD	Max RPD	Qual
		Spike Conc.	Result	Spike Conc.	Result	% Rec	% Rec						
Antimony	ug/L	ND	40	40	40.8	40.2	102	100	75-125	1	20		
Arsenic	ug/L	2.4	40	40	41.8	41.8	99	98	75-125	0	20		
Beryllium	ug/L	ND	40	40	40.9	41.0	102	102	75-125	0	20		
Cobalt	ug/L	ND	40	40	39.5	39.4	98	98	75-125	0	20		
Selenium	ug/L	ND	40	40	40.5	40.0	101	100	75-125	1	20		
Thallium	ug/L	ND	40	40	43.0	43.2	108	108	75-125	0	20		

Results presented on this page are in the units indicated by the "Units" column except where an alternate unit is presented to the right of the result.

REPORT OF LABORATORY ANALYSIS

This report shall not be reproduced, except in full,
 without the written consent of Pace Analytical Services, LLC.



QUALITY CONTROL DATA

Project: Harding Street

Pace Project No.: 50352584

QC Batch:	750368	Analysis Method:	SM 2320B
QC Batch Method:	SM 2320B	Analysis Description:	2320B Alkalinity
		Laboratory:	Pace Analytical Services - Indianapolis

Associated Lab Samples: 50352584001, 50352584002, 50352584003, 50352584004

METHOD BLANK: 3439198 Matrix: Water
 Associated Lab Samples: 50352584001, 50352584002, 50352584003, 50352584004

Parameter	Units	Blank Result	Reporting Limit	MDL	Analyzed	Qualifiers
Alkalinity, Total as CaCO3	mg/L	ND	10.0	10.0	08/28/23 22:16	
Alkalinity,Bicarbonate (CaCO3)	mg/L	ND	10.0	10.0	08/28/23 22:16	
Alkalinity,Carbonate (CaCO3)	mg/L	ND	10.0	10.0	08/28/23 22:16	

LABORATORY CONTROL SAMPLE: 3439199

Parameter	Units	Spike Conc.	LCS Result	LCS % Rec	% Rec Limits	Qualifiers
Alkalinity, Total as CaCO3	mg/L	50	49.1	98	90-110	

SAMPLE DUPLICATE: 3439200

Parameter	Units	50352537001 Result	Dup Result	RPD	Max RPD	Qualifiers
Alkalinity, Total as CaCO3	mg/L	50.8	51.8	2	20	
Alkalinity,Bicarbonate (CaCO3)	mg/L	50.8	51.8	2	20	
Alkalinity,Carbonate (CaCO3)	mg/L	<10.0	ND		20	

SAMPLE DUPLICATE: 3439201

Parameter	Units	50352584003 Result	Dup Result	RPD	Max RPD	Qualifiers
Alkalinity, Total as CaCO3	mg/L	267	271	1	20	
Alkalinity,Bicarbonate (CaCO3)	mg/L	267	271	1	20	
Alkalinity,Carbonate (CaCO3)	mg/L	ND	ND		20	

Results presented on this page are in the units indicated by the "Units" column except where an alternate unit is presented to the right of the result.

REPORT OF LABORATORY ANALYSIS

This report shall not be reproduced, except in full,
 without the written consent of Pace Analytical Services, LLC.



QUALITY CONTROL DATA

Project: Harding Street

Pace Project No.: 50352584

QC Batch: 750448

Analysis Method: SM 2540C

QC Batch Method: SM 2540C

Analysis Description: 2540C Total Dissolved Solids

Laboratory: Pace Analytical Services - Indianapolis

Associated Lab Samples: 50352584001, 50352584002, 50352584003, 50352584004

METHOD BLANK: 3439406

Matrix: Water

Associated Lab Samples: 50352584001, 50352584002, 50352584003, 50352584004

Parameter	Units	Blank Result	Reporting Limit	MDL	Analyzed	Qualifiers
Total Dissolved Solids	mg/L	ND	10.0	10.0	08/29/23 14:59	

LABORATORY CONTROL SAMPLE: 3439407

Parameter	Units	Spike Conc.	LCS Result	LCS % Rec	% Rec Limits	Qualifiers
Total Dissolved Solids	mg/L	300	275	92	80-120	

SAMPLE DUPLICATE: 3439408

Parameter	Units	50352523006 Result	Dup Result	RPD	Max RPD	Qualifiers
Total Dissolved Solids	mg/L	423	401	5	10	

SAMPLE DUPLICATE: 3439409

Parameter	Units	50352584003 Result	Dup Result	RPD	Max RPD	Qualifiers
Total Dissolved Solids	mg/L	667	665	0	10	

Results presented on this page are in the units indicated by the "Units" column except where an alternate unit is presented to the right of the result.

REPORT OF LABORATORY ANALYSIS

This report shall not be reproduced, except in full, without the written consent of Pace Analytical Services, LLC.



QUALITY CONTROL DATA

Project: Harding Street

Pace Project No.: 50352584

QC Batch: 751310

Analysis Method: SM 4500-H+B

QC Batch Method: SM 4500-H+B

Analysis Description: 4500H+B pH

Laboratory: Pace Analytical Services - Indianapolis

Associated Lab Samples: 50352584001, 50352584002, 50352584003, 50352584004

SAMPLE DUPLICATE: 3443235

Parameter	Units	50352584003 Result	Dup Result	RPD	Max RPD	Qualifiers
pH at 25 Degrees C	Std. Units	6.7	6.8	1	2	H3

SAMPLE DUPLICATE: 3443236

Parameter	Units	50352663005 Result	Dup Result	RPD	Max RPD	Qualifiers
pH at 25 Degrees C	Std. Units	6.8	6.8	0	2	H3

Results presented on this page are in the units indicated by the "Units" column except where an alternate unit is presented to the right of the result.

REPORT OF LABORATORY ANALYSIS

This report shall not be reproduced, except in full,
without the written consent of Pace Analytical Services, LLC.



QUALITY CONTROL DATA

Project: Harding Street

Pace Project No.: 50352584

QC Batch:	750257	Analysis Method:	SM 4500-S2-D
QC Batch Method:	SM 4500-S2-D	Analysis Description:	4500S2D Sulfide Water
		Laboratory:	Pace Analytical Services - Indianapolis
Associated Lab Samples:	50352584001, 50352584002, 50352584004		

METHOD BLANK: 3438835 Matrix: Water
 Associated Lab Samples: 50352584001, 50352584002, 50352584004

Parameter	Units	Blank Result	Reporting Limit	MDL	Analyzed	Qualifiers
Sulfide	mg/L	ND	0.10	0.025	08/28/23 11:51	

LABORATORY CONTROL SAMPLE: 3438836

Parameter	Units	Spike Conc.	LCS Result	LCS % Rec	% Rec Limits	Qualifiers
Sulfide	mg/L	0.5	0.54	107	90-110	

MATRIX SPIKE & MATRIX SPIKE DUPLICATE: 3438837 3438838

Parameter	Units	50352552009		3438838		% Rec	% Rec	% Rec Limits	RPD	Max RPD	Qual
		MS Result	MSD Spike Conc.	MS Result	MSD Spike Conc.						
Sulfide	mg/L	ND	0.5	0.5	0.44	0.41	87	82	90-110	6	20 M3

MATRIX SPIKE SAMPLE: 3438839

Parameter	Units	50352584001 Result	Spike Conc.	MS Result	MS % Rec	% Rec Limits	Qualifiers
Sulfide	mg/L	ND	0.5	0.43	86	90-110	M0

Results presented on this page are in the units indicated by the "Units" column except where an alternate unit is presented to the right of the result.

REPORT OF LABORATORY ANALYSIS

This report shall not be reproduced, except in full, without the written consent of Pace Analytical Services, LLC.



QUALITY CONTROL DATA

Project: Harding Street

Pace Project No.: 50352584

QC Batch: 750259

Analysis Method: SM 4500-S2-D

QC Batch Method: SM 4500-S2-D

Analysis Description: 4500S2D Sulfide Water

Laboratory: Pace Analytical Services - Indianapolis

Associated Lab Samples: 50352584003

METHOD BLANK: 3438844

Matrix: Water

Associated Lab Samples: 50352584003

Parameter	Units	Blank Result	Reporting Limit	MDL	Analyzed	Qualifiers
Sulfide	mg/L	ND	0.10	0.025	08/28/23 11:51	

LABORATORY CONTROL SAMPLE: 3438845

Parameter	Units	Spike Conc.	LCS Result	LCS % Rec	% Rec Limits	Qualifiers
Sulfide	mg/L	0.5	0.50	100	90-110	

MATRIX SPIKE & MATRIX SPIKE DUPLICATE: 3438846 3438847

Parameter	Units	50352584003		3438847		MS % Rec	MSD % Rec	% Rec Limits	RPD	Max RPD	Qual
		MS Spike Conc.	MSD Spike Conc.	MS Result	MSD Result						
Sulfide	mg/L	ND	0.5	0.5	0.25	0.25	50	50	90-110	1	20 M3

Results presented on this page are in the units indicated by the "Units" column except where an alternate unit is presented to the right of the result.

REPORT OF LABORATORY ANALYSIS

This report shall not be reproduced, except in full, without the written consent of Pace Analytical Services, LLC.



QUALITY CONTROL DATA

Project: Harding Street

Pace Project No.: 50352584

QC Batch: 750648

Analysis Method: HACH 8146

QC Batch Method: HACH 8146

Analysis Description: Iron, Ferrous

Laboratory: Pace Analytical Services - Indianapolis

Associated Lab Samples: 50352584001, 50352584002, 50352584003, 50352584004

METHOD BLANK: 3440247

Matrix: Water

Associated Lab Samples: 50352584001, 50352584002, 50352584003, 50352584004

Parameter	Units	Blank Result	Reporting Limit	MDL	Analyzed	Qualifiers
Iron, Ferrous	mg/L	ND	0.20	0.035	08/30/23 12:07	H3,N2

LABORATORY CONTROL SAMPLE: 3440248

Parameter	Units	Spike Conc.	LCS Result	LCS % Rec	% Rec Limits	Qualifiers
Iron, Ferrous	mg/L	1	1.0	101	90-110	H3,N2

MATRIX SPIKE & MATRIX SPIKE DUPLICATE: 3440249 3440250

Parameter	Units	50352584003		3440250		MS % Rec	MSD % Rec	% Rec Limits	RPD	Max RPD	Qual	
		MS Spike Conc.	MSD Spike Conc.	MS Result	MSD Result							
Iron, Ferrous	mg/L	ND	1	1	1.1	1.1	107	106	90-110	1	20	H3,N2

Results presented on this page are in the units indicated by the "Units" column except where an alternate unit is presented to the right of the result.

REPORT OF LABORATORY ANALYSIS

This report shall not be reproduced, except in full, without the written consent of Pace Analytical Services, LLC.



QUALITY CONTROL DATA

Project: Harding Street

Pace Project No.: 50352584

QC Batch: 750139 Analysis Method: EPA 353.2
 QC Batch Method: EPA 353.2 Analysis Description: 353.2 Nitrate + Nitrite, Unpres.
 Laboratory: Pace Analytical Services - Indianapolis
 Associated Lab Samples: 50352584001, 50352584002, 50352584003, 50352584004

METHOD BLANK: 3438218 Matrix: Water
 Associated Lab Samples: 50352584001, 50352584002, 50352584003, 50352584004

Parameter	Units	Blank Result	Reporting Limit	MDL	Analyzed	Qualifiers
Nitrogen, Nitrate	mg/L	ND	0.10	0.011	08/25/23 23:06	
Nitrogen, Nitrite	mg/L	ND	0.10	0.0040	08/25/23 23:06	

LABORATORY CONTROL SAMPLE: 3438219

Parameter	Units	Spike Conc.	LCS Result	LCS % Rec	% Rec Limits	Qualifiers
Nitrogen, Nitrate	mg/L	1	0.98	98	90-110	
Nitrogen, Nitrite	mg/L	1	1.0	103	90-110	

MATRIX SPIKE & MATRIX SPIKE DUPLICATE: 3438220 3438221

Parameter	Units	50352584003 Result	MS Spike Conc.	MSD Spike Conc.	MS Result	MSD Result	MS % Rec	MSD % Rec	% Rec Limits	RPD	Max RPD	Qual
Nitrogen, Nitrate	mg/L	ND	1	1	0.97	0.96	96	96	90-110	0	20	
Nitrogen, Nitrite	mg/L	ND	1	1	1.0	1.0	101	101	90-110	0	20	

Results presented on this page are in the units indicated by the "Units" column except where an alternate unit is presented to the right of the result.

REPORT OF LABORATORY ANALYSIS

This report shall not be reproduced, except in full, without the written consent of Pace Analytical Services, LLC.



QUALITY CONTROL DATA

Project: Harding Street

Pace Project No.: 50352584

QC Batch:	751642	Analysis Method:	EPA 365.1
QC Batch Method:	EPA 365.1	Analysis Description:	365.1 Total Phosphorus
		Laboratory:	Pace Analytical Services - Indianapolis

Associated Lab Samples: 50352584001, 50352584002, 50352584003, 50352584004

METHOD BLANK: 3444468 Matrix: Water
 Associated Lab Samples: 50352584001, 50352584002, 50352584003, 50352584004

Parameter	Units	Blank Result	Reporting Limit	MDL	Analyzed	Qualifiers
Phosphate as P04	mg/L	ND	0.15	0.15	09/08/23 09:08	

LABORATORY CONTROL SAMPLE: 3444469

Parameter	Units	Spike Conc.	LCS Result	LCS % Rec	% Rec Limits	Qualifiers
Phosphate as P04	mg/L		1.5			

MATRIX SPIKE & MATRIX SPIKE DUPLICATE: 3444470 3444471

Parameter	Units	50352584003 Result	MS Spike Conc.	MSD Spike Conc.	MS Result	MSD Result	MS % Rec	MSD % Rec	% Rec Limits	RPD	Max RPD	Qual
Phosphate as P04	mg/L	ND			1.6	1.6				1		

Results presented on this page are in the units indicated by the "Units" column except where an alternate unit is presented to the right of the result.

REPORT OF LABORATORY ANALYSIS

This report shall not be reproduced, except in full, without the written consent of Pace Analytical Services, LLC.



QUALITY CONTROL DATA

Project: Harding Street

Pace Project No.: 50352584

QC Batch: 750692

Analysis Method: SM 5310C

QC Batch Method: SM 5310C

Analysis Description: 5310C Total Organic Carbon

Laboratory: Pace Analytical Services - Indianapolis

Associated Lab Samples: 50352584001, 50352584002, 50352584003, 50352584004

METHOD BLANK: 3440392

Matrix: Water

Associated Lab Samples: 50352584001, 50352584002, 50352584003, 50352584004

Parameter	Units	Blank Result	Reporting Limit	MDL	Analyzed	Qualifiers
Total Organic Carbon	mg/L	ND	1.0	0.24	09/01/23 12:27	

LABORATORY CONTROL SAMPLE: 3440393

Parameter	Units	Spike Conc.	LCS Result	LCS % Rec	% Rec Limits	Qualifiers
Total Organic Carbon	mg/L	10	10.0	100	90-110	

MATRIX SPIKE & MATRIX SPIKE DUPLICATE: 3440394 3440395

Parameter	Units	50352584003		3440395		MS % Rec	MSD % Rec	% Rec Limits	RPD	Max RPD	Qual	
		MS Spike Conc.	MSD Spike Conc.	MS Result	MSD Result							
Total Organic Carbon	mg/L	ND	10	10	12.8	12.9	102	104	80-120	1	20	

MATRIX SPIKE SAMPLE: 3440396

Parameter	Units	50352584004 Result	Spike Conc.	MS Result	MS % Rec	% Rec Limits	Qualifiers
Total Organic Carbon	mg/L		2.7	10	12.8	101	80-120

Results presented on this page are in the units indicated by the "Units" column except where an alternate unit is presented to the right of the result.

REPORT OF LABORATORY ANALYSIS

This report shall not be reproduced, except in full, without the written consent of Pace Analytical Services, LLC.



QUALITY CONTROL DATA

Project: Harding Street

Pace Project No.: 50352584

QC Batch:	751075	Analysis Method:	SM 5310C
QC Batch Method:	SM 5310C	Analysis Description:	5310C Dissolved Organic Carbon
		Laboratory:	Pace Analytical Services - Indianapolis

Associated Lab Samples: 50352584001, 50352584002, 50352584003, 50352584004

METHOD BLANK: 3442134 Matrix: Water
 Associated Lab Samples: 50352584001, 50352584002, 50352584003, 50352584004

Parameter	Units	Blank Result	Reporting Limit	MDL	Analyzed	Qualifiers
Dissolved Organic Carbon	mg/L	ND	1.0	0.24	09/06/23 11:26	

LABORATORY CONTROL SAMPLE: 3442135

Parameter	Units	Spike Conc.	LCS Result	LCS % Rec	% Rec Limits	Qualifiers
Dissolved Organic Carbon	mg/L	10	9.7	97	90-110	

MATRIX SPIKE & MATRIX SPIKE DUPLICATE: 3442136 3442137

Parameter	Units	50352584003		50352584004		3442136		3442137		% Rec Limits	RPD	Max RPD	Qual
		MS Spike Conc.	MSD Spike Conc.	MS Result	MSD Result	MS % Rec	MSD % Rec						
Dissolved Organic Carbon	mg/L	2.9	20	20	23.3	23.2	102	101	80-120	0	20		

MATRIX SPIKE SAMPLE: 3442138

Parameter	Units	50352584004 Result	Spike Conc.	MS Result	MS % Rec	% Rec Limits	Qualifiers
Dissolved Organic Carbon	mg/L	2.8	20	23.0	101	80-120	

Results presented on this page are in the units indicated by the "Units" column except where an alternate unit is presented to the right of the result.

REPORT OF LABORATORY ANALYSIS

This report shall not be reproduced, except in full, without the written consent of Pace Analytical Services, LLC.



ANALYTICAL RESULTS - RADIOCHEMISTRY

Project: Harding Street

Pace Project No.: 50352584

Sample: MW-18S **Lab ID: 50352584001** Collected: 08/25/23 11:40 Received: 08/25/23 17:45 Matrix: Water
PWS: Site ID: Sample Type:

Parameters	Method	Act ± Unc (MDC) Carr Trac	Units	Analyzed	CAS No.	Qual
	Pace Analytical Services - Greensburg					
Radium-226	EPA 903.1	1.98 ± 0.950 (1.08) C:NA T:95%	pCi/L	09/12/23 13:04	13982-63-3	
	Pace Analytical Services - Greensburg					
Radium-228	EPA 904.0	1.37 ± 0.519 (0.791) C:77% T:83%	pCi/L	09/12/23 12:18	15262-20-1	
	Pace Analytical Services - Greensburg					
Total Radium	Total Radium Calculation	3.35 ± 1.47 (1.87)	pCi/L	09/20/23 13:39	7440-14-4	

REPORT OF LABORATORY ANALYSIS

This report shall not be reproduced, except in full, without the written consent of Pace Analytical Services, LLC.



ANALYTICAL RESULTS - RADIOCHEMISTRY

Project: Harding Street

Pace Project No.: 50352584

Sample: DUP **Lab ID: 50352584002** Collected: 08/25/23 08:00 Received: 08/25/23 17:45 Matrix: Water
 PWS: Site ID: Sample Type:

Parameters	Method	Act ± Unc (MDC) Carr Trac	Units	Analyzed	CAS No.	Qual
	Pace Analytical Services - Greensburg					
Radium-226	EPA 903.1	1.42 ± 0.920 (1.26) C:NA T:94%	pCi/L	09/12/23 13:04	13982-63-3	
	Pace Analytical Services - Greensburg					
Radium-228	EPA 904.0	0.935 ± 0.434 (0.741) C:80% T:86%	pCi/L	09/12/23 12:18	15262-20-1	
	Pace Analytical Services - Greensburg					
Total Radium	Total Radium Calculation	2.36 ± 1.35 (2.00)	pCi/L	09/20/23 13:39	7440-14-4	

REPORT OF LABORATORY ANALYSIS

This report shall not be reproduced, except in full,
 without the written consent of Pace Analytical Services, LLC.



ANALYTICAL RESULTS - RADIOCHEMISTRY

Project: Harding Street

Pace Project No.: 50352584

Sample: MW-181 **Lab ID: 50352584003** Collected: 08/25/23 14:30 Received: 08/25/23 17:45 Matrix: Water
 PWS: Site ID: Sample Type:

Parameters	Method	Act ± Unc (MDC) Carr Trac	Units	Analyzed	CAS No.	Qual
	Pace Analytical Services - Greensburg					
Radium-226	EPA 903.1	1.77 ± 0.714 (0.663) C:NA T:90%	pCi/L	09/12/23 15:12	13982-63-3	
	Pace Analytical Services - Greensburg					
Radium-228	EPA 904.0	0.865 ± 0.445 (0.791) C:80% T:81%	pCi/L	09/12/23 12:18	15262-20-1	
	Pace Analytical Services - Greensburg					
Total Radium	Total Radium Calculation	2.64 ± 1.16 (1.45)	pCi/L	09/20/23 13:39	7440-14-4	

REPORT OF LABORATORY ANALYSIS

This report shall not be reproduced, except in full,
 without the written consent of Pace Analytical Services, LLC.



ANALYTICAL RESULTS - RADIOCHEMISTRY

Project: Harding Street

Pace Project No.: 50352584

Sample: MW-18D **Lab ID: 50352584004** Collected: 08/25/23 15:10 Received: 08/25/23 17:45 Matrix: Water
PWS: Site ID: Sample Type:

Parameters	Method	Act ± Unc (MDC) Carr Trac	Units	Analyzed	CAS No.	Qual
	Pace Analytical Services - Greensburg					
Radium-226	EPA 903.1	1.33 ± 0.819 (1.11) C:NA T:99%	pCi/L	09/12/23 13:16	13982-63-3	
	Pace Analytical Services - Greensburg					
Radium-228	EPA 904.0	0.800 ± 0.457 (0.840) C:79% T:77%	pCi/L	09/12/23 12:18	15262-20-1	
	Pace Analytical Services - Greensburg					
Total Radium	Total Radium Calculation	2.13 ± 1.28 (1.95)	pCi/L	09/20/23 13:39	7440-14-4	

REPORT OF LABORATORY ANALYSIS

This report shall not be reproduced, except in full, without the written consent of Pace Analytical Services, LLC.



ANALYTICAL RESULTS - RADIOCHEMISTRY

Project: Harding Street

Pace Project No.: 50352584

Sample: MW-18I MS **Lab ID: 50352584005** Collected: 08/25/23 14:30 Received: 08/25/23 17:45 Matrix: Water
 PWS: Site ID: Sample Type:

Parameters	Method	Act ± Unc (MDC) Carr Trac	Units	Analyzed	CAS No.	Qual
Pace Analytical Services - Greensburg						
Radium-226	EPA 903.1	114.20 %REC ± NA (NA) C:NA T:NA	pCi/L	09/12/23 15:12	13982-63-3	
Pace Analytical Services - Greensburg						
Radium-228	EPA 904.0	91.43 %REC ± NA (NA) C:NA T:NA	pCi/L	09/12/23 12:18	15262-20-1	

REPORT OF LABORATORY ANALYSIS

This report shall not be reproduced, except in full, without the written consent of Pace Analytical Services, LLC.



ANALYTICAL RESULTS - RADIOCHEMISTRY

Project: Harding Street

Pace Project No.: 50352584

Sample: MW-181 MSD **Lab ID: 50352584006** Collected: 08/25/23 14:30 Received: 08/25/23 17:45 Matrix: Water
 PWS: Site ID: Sample Type:

Parameters	Method	Act ± Unc (MDC) Carr Trac	Units	Analyzed	CAS No.	Qual
Pace Analytical Services - Greensburg						
Radium-226	EPA 903.1	102.31 %REC 10.98RPD ± NA (NA) C:NA T:NA	pCi/L	09/12/23 15:12	13982-63-3	
Pace Analytical Services - Greensburg						
Radium-228	EPA 904.0	111.74 %REC 20.00RPD ± NA (NA) C:NA T:NA	pCi/L	09/12/23 12:19	15262-20-1	

REPORT OF LABORATORY ANALYSIS

This report shall not be reproduced, except in full, without the written consent of Pace Analytical Services, LLC.



QUALITY CONTROL - RADIOCHEMISTRY

Project: Harding Street

Pace Project No.: 50352584

QC Batch: 612841

Analysis Method: EPA 904.0

QC Batch Method: EPA 904.0

Analysis Description: 904.0 Radium 228

Laboratory: Pace Analytical Services - Greensburg

Associated Lab Samples: 50352584001, 50352584002, 50352584003, 50352584004, 50352584005, 50352584006

METHOD BLANK: 2983009

Matrix: Water

Associated Lab Samples: 50352584001, 50352584002, 50352584003, 50352584004, 50352584005, 50352584006

Parameter	Act ± Unc (MDC) Carr Trac	Units	Analyzed	Qualifiers
Radium-228	0.423 ± 0.332 (0.652) C:83% T:83%	pCi/L	09/12/23 12:16	

Results presented on this page are in the units indicated by the "Units" column except where an alternate unit is presented to the right of the result.

REPORT OF LABORATORY ANALYSIS

This report shall not be reproduced, except in full, without the written consent of Pace Analytical Services, LLC.



QUALITY CONTROL - RADIOCHEMISTRY

Project: Harding Street

Pace Project No.: 50352584

QC Batch: 612840

Analysis Method: EPA 903.1

QC Batch Method: EPA 903.1

Analysis Description: 903.1 Radium-226

Laboratory: Pace Analytical Services - Greensburg

Associated Lab Samples: 50352584001, 50352584002, 50352584003, 50352584004, 50352584005, 50352584006

METHOD BLANK: 2983008

Matrix: Water

Associated Lab Samples: 50352584001, 50352584002, 50352584003, 50352584004, 50352584005, 50352584006

Parameter	Act ± Unc (MDC) Carr Trac	Units	Analyzed	Qualifiers
Radium-226	0.276 ± 0.288 (0.406) C:NA T:99%	pCi/L	09/12/23 12:49	

Results presented on this page are in the units indicated by the "Units" column except where an alternate unit is presented to the right of the result.

REPORT OF LABORATORY ANALYSIS

This report shall not be reproduced, except in full, without the written consent of Pace Analytical Services, LLC.



QUALIFIERS

Project: Harding Street

Pace Project No.: 50352584

DEFINITIONS

DF - Dilution Factor, if reported, represents the factor applied to the reported data due to dilution of the sample aliquot.

ND - Not Detected at or above adjusted reporting limit.

TNTC - Too Numerous To Count

J - Estimated concentration above the adjusted method detection limit and below the adjusted reporting limit.

MDL - Adjusted Method Detection Limit.

PQL - Practical Quantitation Limit.

RL - Reporting Limit - The lowest concentration value that meets project requirements for quantitative data with known precision and bias for a specific analyte in a specific matrix.

S - Surrogate

1,2-Diphenylhydrazine decomposes to and cannot be separated from Azobenzene using Method 8270. The result for each analyte is a combined concentration.

Consistent with EPA guidelines, unrounded data are displayed and have been used to calculate % recovery and RPD values.

LCS(D) - Laboratory Control Sample (Duplicate)

MS(D) - Matrix Spike (Duplicate)

DUP - Sample Duplicate

RPD - Relative Percent Difference

NC - Not Calculable.

SG - Silica Gel - Clean-Up

U - Indicates the compound was analyzed for, but not detected.

N-Nitrosodiphenylamine decomposes and cannot be separated from Diphenylamine using Method 8270. The result reported for each analyte is a combined concentration.

Reported results are not rounded until the final step prior to reporting. Therefore, calculated parameters that are typically reported as "Total" may vary slightly from the sum of the reported component parameters.

Act - Activity

Unc - Uncertainty: SDWA = 1.96 sigma count uncertainty, all other matrices = Expanded Uncertainty (95% confidence interval).

Gamma Spec = Expanded Uncertainty (95.4% Confidence Interval)

(MDC) - Minimum Detectable Concentration

Trac - Tracer Recovery (%)

Carr - Carrier Recovery (%)

Pace Analytical is TNI accredited. Contact your Pace PM for the current list of accredited analytes.

TNI - The NELAC Institute.

ANALYTE QUALIFIERS

D3 Sample was diluted due to the presence of high levels of non-target analytes or other matrix interference.

H3 Sample was received or analysis requested beyond the recognized method holding time.

M0 Matrix spike recovery and/or matrix spike duplicate recovery was outside laboratory control limits.

M3 Matrix spike recovery was outside laboratory control limits due to matrix interferences.

N2 The lab does not hold NELAC/TNI accreditation for this parameter but other accreditations/certifications may apply. A complete list of accreditations/certifications is available upon request.

P6 Matrix spike recovery was outside laboratory control limits due to a parent sample concentration notably higher than the spike level.

REPORT OF LABORATORY ANALYSIS

This report shall not be reproduced, except in full,
without the written consent of Pace Analytical Services, LLC.



QUALITY CONTROL DATA CROSS REFERENCE TABLE

Project: Harding Street

Pace Project No.: 50352584

Lab ID	Sample ID	QC Batch Method	QC Batch	Analytical Method	Analytical Batch
50352584001	MW-18S	EPA 9056	750306		
50352584002	DUP	EPA 9056	750306		
50352584003	MW-18I	EPA 9056	750306		
50352584004	MW-18D	EPA 9056	750306		
50352584001	MW-18S	EPA 3010	750208	EPA 6010	751615
50352584002	DUP	EPA 3010	750208	EPA 6010	751615
50352584003	MW-18I	EPA 3010	750208	EPA 6010	751615
50352584004	MW-18D	EPA 3010	750208	EPA 6010	751615
50352584001	MW-18S	EPA 3010	750211	EPA 6010	751139
50352584002	DUP	EPA 3010	750211	EPA 6010	751139
50352584003	MW-18I	EPA 3010	750211	EPA 6010	751139
50352584004	MW-18D	EPA 3010	750211	EPA 6010	751139
50352584001	MW-18S	EPA 200.2	751398	EPA 6020	751687
50352584002	DUP	EPA 200.2	751398	EPA 6020	751687
50352584003	MW-18I	EPA 200.2	751398	EPA 6020	751687
50352584004	MW-18D	EPA 200.2	751398	EPA 6020	751687
50352584001	MW-18S	EPA 7470	751072	EPA 7470	751182
50352584002	DUP	EPA 7470	751072	EPA 7470	751182
50352584003	MW-18I	EPA 7470	751072	EPA 7470	751182
50352584004	MW-18D	EPA 7470	751072	EPA 7470	751182
50352584001	MW-18S	EPA 903.1	612840		
50352584002	DUP	EPA 903.1	612840		
50352584003	MW-18I	EPA 903.1	612840		
50352584004	MW-18D	EPA 903.1	612840		
50352584005	MW-18I MS	EPA 903.1	612840		
50352584006	MW-18I MSD	EPA 903.1	612840		
50352584001	MW-18S	EPA 904.0	612841		
50352584002	DUP	EPA 904.0	612841		
50352584003	MW-18I	EPA 904.0	612841		
50352584004	MW-18D	EPA 904.0	612841		
50352584005	MW-18I MS	EPA 904.0	612841		
50352584006	MW-18I MSD	EPA 904.0	612841		
50352584001	MW-18S	Total Radium Calculation	616844		
50352584002	DUP	Total Radium Calculation	616844		
50352584003	MW-18I	Total Radium Calculation	616844		
50352584004	MW-18D	Total Radium Calculation	616844		
50352584001	MW-18S	SM 2320B	750368		
50352584002	DUP	SM 2320B	750368		
50352584003	MW-18I	SM 2320B	750368		
50352584004	MW-18D	SM 2320B	750368		
50352584001	MW-18S	SM 2540C	750448		
50352584002	DUP	SM 2540C	750448		
50352584003	MW-18I	SM 2540C	750448		
50352584004	MW-18D	SM 2540C	750448		

REPORT OF LABORATORY ANALYSIS

This report shall not be reproduced, except in full, without the written consent of Pace Analytical Services, LLC.



QUALITY CONTROL DATA CROSS REFERENCE TABLE

Project: Harding Street

Pace Project No.: 50352584

Lab ID	Sample ID	QC Batch Method	QC Batch	Analytical Method	Analytical Batch
50352584001	MW-18S	SM 4500-H+B	751310		
50352584002	DUP	SM 4500-H+B	751310		
50352584003	MW-18I	SM 4500-H+B	751310		
50352584004	MW-18D	SM 4500-H+B	751310		
50352584001	MW-18S	SM 4500-S2-D	750257		
50352584002	DUP	SM 4500-S2-D	750257		
50352584003	MW-18I	SM 4500-S2-D	750259		
50352584004	MW-18D	SM 4500-S2-D	750257		
50352584001	MW-18S	HACH 8146	750648		
50352584002	DUP	HACH 8146	750648		
50352584003	MW-18I	HACH 8146	750648		
50352584004	MW-18D	HACH 8146	750648		
50352584001	MW-18S	EPA 353.2	750139		
50352584002	DUP	EPA 353.2	750139		
50352584003	MW-18I	EPA 353.2	750139		
50352584004	MW-18D	EPA 353.2	750139		
50352584001	MW-18S	EPA 365.1	751642	EPA 365.1	751816
50352584002	DUP	EPA 365.1	751642	EPA 365.1	751816
50352584003	MW-18I	EPA 365.1	751642	EPA 365.1	751816
50352584004	MW-18D	EPA 365.1	751642	EPA 365.1	751816
50352584001	MW-18S	SM 5310C	750692		
50352584002	DUP	SM 5310C	750692		
50352584003	MW-18I	SM 5310C	750692		
50352584004	MW-18D	SM 5310C	750692		
50352584001	MW-18S	SM 5310C	751075		
50352584002	DUP	SM 5310C	751075		
50352584003	MW-18I	SM 5310C	751075		
50352584004	MW-18D	SM 5310C	751075		

REPORT OF LABORATORY ANALYSIS

This report shall not be reproduced, except in full,
without the written consent of Pace Analytical Services, LLC.



SAMPLE CONDITION UPON RECEIPT FORM

Date/Time and Initials of person examining contents: 8/25/23 17:55 JG

1. Courier: FED EX UPS CLIENT PACE NOW/JETT OTHER _____

2. Custody Seal on Cooler/Box Present: Yes No
 (If yes)Seals Intact: Yes No (leave blank if no seals were present)

3. Thermometer: **1 2 3 4 5 6 7 8 A B C D E F G H**

4. Cooler Temperature(s): 3.1/3.1 2.0/2.0 1.8/1.8 _____
 (Initial/Corrected) RECORD TEMPS OF ALL COOLERS RECEIVED (use Comments below to add more)

5. Packing Material: Bubble Wrap Bubble Bags
 None Other _____

6. Ice Type: Wet Blue None

7. If temp. is over 6°C or under 0°C, was the PM notified?: Yes No
 Cooler temp should be above freezing to 6°C

All discrepancies will be written out in the comments section below.

	Yes	No		Yes	No	N/A
USDA Regulated Soils? (HI, ID, NY, WA, OR, CA, NM, TX, OK, AR, LA, TN, AL, MS, NC, SC, GA, FL, or Puerto Rico)		<input checked="" type="checkbox"/>	All containers needing acid/base preservation have been pH CHECKED?: Exceptions: VOA, coliform, LLHg, O&G, RAD CHEM, and any container with a septum cap or preserved with HCl.			
Short Hold Time Analysis (48 hours or less)? Analysis: <u>Bad 226/228 NO2/NO3</u> <u>JG 8/25/23</u>		<input checked="" type="checkbox"/>	Circle: <u>HNO3 (<2)</u> <u>H2SO4 (<2)</u> NaOH (>10) <u>NaOH/ZnAc (>9)</u> Any non-conformance to pH recommendations will be noted on the container count form			
Time 5035A TC placed in Freezer or Short Holds To Lab	Time:		Residual Chlorine Check (SVOC 625 Pest/PCB 608)	<u>Present</u>	<u>Absent</u>	<u>N/A</u>
Rush TAT Requested (4 days or less):		<input checked="" type="checkbox"/>	Residual Chlorine Check (Total/Amenable/Free Cyanide)			
Custody Signatures Present?	<input checked="" type="checkbox"/>		Headspace Wisconsin Sulfide?			
Containers Intact?:	<input checked="" type="checkbox"/>		Headspace in VOA Vials (>6mm): See Containter Count form for details	<u>Present</u>	<u>Absent</u>	<u>No VOA Vials Sent</u>
Sample Label (IDs/Dates/Times) Match COC?: Except TCs, which only require sample ID		<input checked="" type="checkbox"/>	Trip Blank Present?			
Extra labels on Terracore Vials? (soils only)		<input checked="" type="checkbox"/>	Trip Blank Custody Seals?:			

COMMENTS: Project has MS/MSD for MW-1BI JG 8/25/23 // Wrong labels placed on sample container & some do not have time of collection JG 8/25/23

Appendix C: Statistical Analyses – Prediction Limits Documentation

November 2022

Table C-1

Upgradient Data

Constituent	Units	Well	Date		Result	Adjusted
Antimony, Total	ug/L	MW-15I	09/18/2018	ND	1.0000	
Antimony, Total	ug/L	MW-15I	11/29/2018	ND	1.0000	
Antimony, Total	ug/L	MW-15I	02/04/2019	ND	1.0000	
Antimony, Total	ug/L	MW-15I	03/25/2019	ND	1.0000	
Antimony, Total	ug/L	MW-15I	05/14/2019	ND	1.0000	
Antimony, Total	ug/L	MW-15I	07/24/2019	ND	1.0000	
Antimony, Total	ug/L	MW-15I	11/05/2019	ND	1.0000	
Antimony, Total	ug/L	MW-15I	01/29/2020	ND	1.0000	
Antimony, Total	ug/L	MW-15I	05/27/2020	ND	1.0000	
Antimony, Total	ug/L	MW-15I	11/03/2020	ND	1.0000	
Antimony, Total	ug/L	MW-15I	05/06/2021	ND	1.0000	
Antimony, Total	ug/L	MW-15I	11/03/2021	ND	1.0000	
Antimony, Total	ug/L	MW-15I	05/05/2022	ND	1.0000	
Antimony, Total	ug/L	MW-15I	11/03/2022	ND	1.0000	
Arsenic, Total	ug/L	MW-15I	09/18/2018	ND	1.0000	
Arsenic, Total	ug/L	MW-15I	11/29/2018	ND	1.0000	
Arsenic, Total	ug/L	MW-15I	02/04/2019	ND	1.0000	
Arsenic, Total	ug/L	MW-15I	03/25/2019	ND	1.0000	
Arsenic, Total	ug/L	MW-15I	05/14/2019	ND	1.0000	
Arsenic, Total	ug/L	MW-15I	07/24/2019	ND	1.0000	
Arsenic, Total	ug/L	MW-15I	11/05/2019	ND	1.0000	
Arsenic, Total	ug/L	MW-15I	01/29/2020	ND	1.0000	
Arsenic, Total	ug/L	MW-15I	05/27/2020	ND	1.0000	
Arsenic, Total	ug/L	MW-15I	11/03/2020	ND	1.0000	
Arsenic, Total	ug/L	MW-15I	05/06/2021	ND	1.0000	
Arsenic, Total	ug/L	MW-15I	11/03/2021	ND	1.0000	
Arsenic, Total	ug/L	MW-15I	05/05/2022	ND	1.0000	
Arsenic, Total	ug/L	MW-15I	11/03/2022	ND	1.0000	
Barium, Total	ug/L	MW-15I	09/18/2018		62.1000	
Barium, Total	ug/L	MW-15I	11/29/2018		66.0000	
Barium, Total	ug/L	MW-15I	02/04/2019		77.1000	
Barium, Total	ug/L	MW-15I	03/25/2019		78.8000	
Barium, Total	ug/L	MW-15I	05/14/2019		78.1000	

* - Outlier for that well and constituent.
 ** - ND value replaced with median RL.
 *** - ND value replaced with manual RL.
 ND = Not detected, Result = detection limit.

Table C-1

Upgradient Data

Constituent	Units	Well	Date		Result	Adjusted	
Barium, Total	ug/L	MW-15I	07/24/2019		66.2000		
Barium, Total	ug/L	MW-15I	11/05/2019		59.0000		
Barium, Total	ug/L	MW-15I	01/29/2020		56.6000		
Barium, Total	ug/L	MW-15I	05/27/2020		72.8000		
Barium, Total	ug/L	MW-15I	11/03/2020		61.9000		
Barium, Total	ug/L	MW-15I	05/06/2021		67.4000		
Barium, Total	ug/L	MW-15I	11/03/2021		67.9000		
Barium, Total	ug/L	MW-15I	05/05/2022		56.0000		
Barium, Total	ug/L	MW-15I	11/03/2022		85.1000		
Beryllium, Total	ug/L	MW-15I	09/18/2018	ND	0.2000		
Beryllium, Total	ug/L	MW-15I	11/29/2018	ND	0.2000		
Beryllium, Total	ug/L	MW-15I	02/04/2019	ND	0.2000		
Beryllium, Total	ug/L	MW-15I	03/25/2019	ND	0.2000		
Beryllium, Total	ug/L	MW-15I	05/14/2019	ND	0.2000		
Beryllium, Total	ug/L	MW-15I	07/24/2019	ND	0.2000		
Beryllium, Total	ug/L	MW-15I	11/05/2019	ND	0.2000		
Beryllium, Total	ug/L	MW-15I	01/29/2020	ND	0.2000		
Beryllium, Total	ug/L	MW-15I	05/27/2020	ND	0.2000		
Beryllium, Total	ug/L	MW-15I	11/03/2020	ND	0.2000		
Beryllium, Total	ug/L	MW-15I	05/06/2021	ND	0.2000		
Beryllium, Total	ug/L	MW-15I	05/05/2022	ND	0.2000		
Cadmium, Total	ug/L	MW-15I	09/18/2018	ND	2.0000		
Cadmium, Total	ug/L	MW-15I	11/29/2018	ND	2.0000		
Cadmium, Total	ug/L	MW-15I	02/04/2019	ND	2.0000		
Cadmium, Total	ug/L	MW-15I	03/25/2019	ND	2.0000		
Cadmium, Total	ug/L	MW-15I	05/14/2019	ND	2.0000		
Cadmium, Total	ug/L	MW-15I	07/24/2019	ND	2.0000		
Cadmium, Total	ug/L	MW-15I	11/05/2019	ND	2.0000		
Cadmium, Total	ug/L	MW-15I	01/29/2020	ND	1.0000	2.0000	**
Cadmium, Total	ug/L	MW-15I	05/27/2020	ND	2.0000		
Cadmium, Total	ug/L	MW-15I	05/06/2021	ND	2.0000		
Cadmium, Total	ug/L	MW-15I	11/03/2021	ND	2.0000		
Cadmium, Total	ug/L	MW-15I	05/05/2022	ND	2.0000		

* - Outlier for that well and constituent.
 ** - ND value replaced with median RL.
 *** - ND value replaced with manual RL.
 ND = Not detected, Result = detection limit.

Table C-1

Upgradient Data

Constituent	Units	Well	Date		Result	Adjusted	
Cadmium, Total	ug/L	MW-15I	11/03/2022	ND	2.0000		
Chromium, Total	ug/L	MW-15I	09/18/2018	ND	10.0000		
Chromium, Total	ug/L	MW-15I	11/29/2018	ND	10.0000		
Chromium, Total	ug/L	MW-15I	02/04/2019	ND	10.0000		
Chromium, Total	ug/L	MW-15I	03/25/2019	ND	10.0000		
Chromium, Total	ug/L	MW-15I	05/14/2019	ND	10.0000		
Chromium, Total	ug/L	MW-15I	07/24/2019	ND	10.0000		
Chromium, Total	ug/L	MW-15I	11/05/2019	ND	10.0000		
Chromium, Total	ug/L	MW-15I	01/29/2020	ND	20.0000	10.0000	**
Chromium, Total	ug/L	MW-15I	05/27/2020	ND	10.0000		
Chromium, Total	ug/L	MW-15I	11/03/2020	ND	10.0000		
Chromium, Total	ug/L	MW-15I	05/06/2021	ND	10.0000		
Chromium, Total	ug/L	MW-15I	11/03/2021	ND	10.0000		
Chromium, Total	ug/L	MW-15I	05/05/2022	ND	10.0000		
Chromium, Total	ug/L	MW-15I	11/03/2022	ND	10.0000		
Cobalt, Total	ug/L	MW-15I	09/18/2018	ND	1.0000		
Cobalt, Total	ug/L	MW-15I	11/29/2018	ND	1.0000		
Cobalt, Total	ug/L	MW-15I	02/04/2019	ND	1.0000		
Cobalt, Total	ug/L	MW-15I	03/25/2019	ND	1.0000		
Cobalt, Total	ug/L	MW-15I	05/14/2019	ND	1.0000		
Cobalt, Total	ug/L	MW-15I	07/24/2019	ND	1.0000		
Cobalt, Total	ug/L	MW-15I	11/05/2019	ND	1.0000		
Cobalt, Total	ug/L	MW-15I	01/29/2020	ND	1.0000		
Cobalt, Total	ug/L	MW-15I	05/27/2020	ND	1.0000		
Cobalt, Total	ug/L	MW-15I	11/03/2020	ND	1.0000		
Cobalt, Total	ug/L	MW-15I	05/06/2021	ND	1.0000		
Cobalt, Total	ug/L	MW-15I	11/03/2021	ND	1.0000		
Cobalt, Total	ug/L	MW-15I	05/05/2022	ND	1.0000		
Cobalt, Total	ug/L	MW-15I	11/03/2022	ND	1.0000		
Fluoride	mg/L	MW-15I	09/18/2018		0.1100		
Fluoride	mg/L	MW-15I	11/29/2018		0.1300		
Fluoride	mg/L	MW-15I	02/04/2019		0.1200		
Fluoride	mg/L	MW-15I	03/25/2019		0.1300		

* - Outlier for that well and constituent.
 ** - ND value replaced with median RL.
 *** - ND value replaced with manual RL.
 ND = Not detected, Result = detection limit.

Table C-1

Upgradient Data

Constituent	Units	Well	Date		Result	Adjusted
Fluoride	mg/L	MW-15I	05/14/2019		0.1100	
Fluoride	mg/L	MW-15I	07/24/2019	ND	0.1000	
Fluoride	mg/L	MW-15I	11/05/2019	ND	0.1000	
Fluoride	mg/L	MW-15I	01/29/2020		0.1200	
Fluoride	mg/L	MW-15I	05/27/2020		0.1200	
Fluoride	mg/L	MW-15I	11/03/2020	ND	0.1000	
Fluoride	mg/L	MW-15I	05/06/2021	ND	0.1000	
Fluoride	mg/L	MW-15I	11/03/2021	ND	0.1000	
Fluoride	mg/L	MW-15I	05/05/2022		0.1200	
Fluoride	mg/L	MW-15I	11/03/2022	ND	0.1000	
Lead, Total	ug/L	MW-15I	09/18/2018	ND	10.0000	
Lead, Total	ug/L	MW-15I	11/29/2018	ND	10.0000	
Lead, Total	ug/L	MW-15I	02/04/2019	ND	10.0000	
Lead, Total	ug/L	MW-15I	03/25/2019	ND	10.0000	
Lead, Total	ug/L	MW-15I	05/14/2019	ND	10.0000	
Lead, Total	ug/L	MW-15I	07/24/2019	ND	10.0000	
Lead, Total	ug/L	MW-15I	11/05/2019	ND	10.0000	
Lead, Total	ug/L	MW-15I	01/29/2020	ND	10.0000	
Lead, Total	ug/L	MW-15I	05/27/2020	ND	10.0000	
Lead, Total	ug/L	MW-15I	11/03/2020	ND	10.0000	
Lead, Total	ug/L	MW-15I	05/06/2021	ND	10.0000	
Lead, Total	ug/L	MW-15I	11/03/2021	ND	10.0000	
Lead, Total	ug/L	MW-15I	05/05/2022	ND	10.0000	
Lead, Total	ug/L	MW-15I	11/03/2022	ND	10.0000	
Lithium, Total	ug/L	MW-15I	09/18/2018	ND	20.0000	
Lithium, Total	ug/L	MW-15I	11/29/2018	ND	20.0000	
Lithium, Total	ug/L	MW-15I	02/04/2019	ND	20.0000	
Lithium, Total	ug/L	MW-15I	03/25/2019	ND	20.0000	
Lithium, Total	ug/L	MW-15I	05/14/2019	ND	20.0000	
Lithium, Total	ug/L	MW-15I	07/24/2019	ND	20.0000	
Lithium, Total	ug/L	MW-15I	11/05/2019	ND	20.0000	
Lithium, Total	ug/L	MW-15I	01/29/2020	ND	20.0000	
Lithium, Total	ug/L	MW-15I	05/27/2020	ND	20.0000	

* - Outlier for that well and constituent.
 ** - ND value replaced with median RL.
 *** - ND value replaced with manual RL.
 ND = Not detected, Result = detection limit.

Table C-1

Upgradient Data

Constituent	Units	Well	Date		Result	Adjusted	
Lithium, Total	ug/L	MW-15I	11/03/2020	ND	20.0000		
Lithium, Total	ug/L	MW-15I	05/06/2021	ND	20.0000		
Lithium, Total	ug/L	MW-15I	11/03/2021	ND	20.0000		
Lithium, Total	ug/L	MW-15I	05/05/2022	ND	20.0000		
Lithium, Total	ug/L	MW-15I	11/03/2022	ND	20.0000		
Mercury	ug/L	MW-15I	09/18/2018	ND	2.0000		
Mercury	ug/L	MW-15I	11/29/2018	ND	2.0000		
Mercury	ug/L	MW-15I	02/04/2019	ND	2.0000		
Mercury	ug/L	MW-15I	03/25/2019	ND	2.0000		
Mercury	ug/L	MW-15I	05/14/2019	ND	2.0000		
Mercury	ug/L	MW-15I	07/24/2019	ND	2.0000		
Mercury	ug/L	MW-15I	11/05/2019	ND	2.0000		
Mercury	ug/L	MW-15I	01/29/2020	ND	0.2000	2.0000	**
Mercury	ug/L	MW-15I	05/27/2020	ND	2.0000		
Mercury	ug/L	MW-15I	05/06/2021	ND	2.0000		
Mercury	ug/L	MW-15I	05/05/2022	ND	0.2000	2.0000	**
Molybdenum, Total	ug/L	MW-15I	09/18/2018	ND	10.0000		
Molybdenum, Total	ug/L	MW-15I	11/29/2018	ND	10.0000		
Molybdenum, Total	ug/L	MW-15I	02/04/2019	ND	10.0000		
Molybdenum, Total	ug/L	MW-15I	03/25/2019	ND	10.0000		
Molybdenum, Total	ug/L	MW-15I	05/14/2019	ND	10.0000		
Molybdenum, Total	ug/L	MW-15I	07/24/2019	ND	10.0000		
Molybdenum, Total	ug/L	MW-15I	11/05/2019	ND	10.0000		
Molybdenum, Total	ug/L	MW-15I	01/29/2020	ND	10.0000		
Molybdenum, Total	ug/L	MW-15I	05/27/2020	ND	10.0000		
Molybdenum, Total	ug/L	MW-15I	11/03/2020	ND	10.0000		
Molybdenum, Total	ug/L	MW-15I	05/06/2021	ND	10.0000		
Molybdenum, Total	ug/L	MW-15I	11/03/2021	ND	10.0000		
Molybdenum, Total	ug/L	MW-15I	05/05/2022	ND	10.0000		
Molybdenum, Total	ug/L	MW-15I	11/03/2022	ND	10.0000		
Selenium, Total	ug/L	MW-15I	09/18/2018		1.9000		
Selenium, Total	ug/L	MW-15I	11/29/2018		1.9000		
Selenium, Total	ug/L	MW-15I	02/04/2019		2.1000		

* - Outlier for that well and constituent.
 ** - ND value replaced with median RL.
 *** - ND value replaced with manual RL.
 ND = Not detected, Result = detection limit.

Table C-1

Upgradient Data

Constituent	Units	Well	Date		Result	Adjusted	
Selenium, Total	ug/L	MW-15I	03/25/2019		1.9000		
Selenium, Total	ug/L	MW-15I	05/14/2019		1.5000		
Selenium, Total	ug/L	MW-15I	07/24/2019	ND	1.0000		
Selenium, Total	ug/L	MW-15I	11/05/2019	ND	1.0000		
Selenium, Total	ug/L	MW-15I	01/29/2020		1.7000		
Selenium, Total	ug/L	MW-15I	05/27/2020	ND	1.0000		
Selenium, Total	ug/L	MW-15I	11/03/2020		2.0000		
Selenium, Total	ug/L	MW-15I	05/06/2021		1.7000		
Selenium, Total	ug/L	MW-15I	11/03/2021		1.0000		
Selenium, Total	ug/L	MW-15I	05/05/2022		1.9000		
Selenium, Total	ug/L	MW-15I	11/03/2022		1.2000		
Thallium, Total	ug/L	MW-15I	09/18/2018	ND	1.0000		
Thallium, Total	ug/L	MW-15I	11/29/2018	ND	1.0000		
Thallium, Total	ug/L	MW-15I	02/04/2019	ND	1.0000		
Thallium, Total	ug/L	MW-15I	03/25/2019	ND	1.0000		
Thallium, Total	ug/L	MW-15I	05/14/2019	ND	1.0000		
Thallium, Total	ug/L	MW-15I	07/24/2019	ND	1.0000		
Thallium, Total	ug/L	MW-15I	11/05/2019	ND	1.0000		
Thallium, Total	ug/L	MW-15I	01/29/2020	ND	1.0000		
Thallium, Total	ug/L	MW-15I	05/27/2020	ND	1.0000		
Thallium, Total	ug/L	MW-15I	05/06/2021	ND	1.0000		
Thallium, Total	ug/L	MW-15I	05/05/2022	ND	1.0000		
Total Radium	pCi/L	MW-15I	09/18/2018		0.7100		
Total Radium	pCi/L	MW-15I	11/29/2018		0.7930		
Total Radium	pCi/L	MW-15I	02/04/2019		0.8490		
Total Radium	pCi/L	MW-15I	03/25/2019		1.6500		
Total Radium	pCi/L	MW-15I	05/14/2019		1.6300		
Total Radium	pCi/L	MW-15I	07/24/2019		1.6200		
Total Radium	pCi/L	MW-15I	11/05/2019	ND	1.4600	1.4100	**
Total Radium	pCi/L	MW-15I	01/29/2020		0.5700		
Total Radium	pCi/L	MW-15I	05/27/2020		1.0500		
Total Radium	pCi/L	MW-15I	11/03/2020		0.6830		
Total Radium	pCi/L	MW-15I	05/06/2021		0.9160		

* - Outlier for that well and constituent.
 ** - ND value replaced with median RL.
 *** - ND value replaced with manual RL.
 ND = Not detected, Result = detection limit.

Table C-1

Upgradient Data

Constituent	Units	Well	Date		Result	Adjusted	
Total Radium	pCi/L	MW-15I	11/03/2021		1.1800		
Total Radium	pCi/L	MW-15I	05/05/2022	ND	1.4100		
Total Radium	pCi/L	MW-15I	11/03/2022		1.1300		

* - Outlier for that well and constituent.
 ** - ND value replaced with median RL.
 *** - ND value replaced with manual RL.
 ND = Not detected, Result = detection limit.

Table C-2

Most Current Downgradient Monitoring Data

Constituent	Units	Well	Date		Result		Pred. Limit
Antimony, Total	ug/L	MW-10S	11/03/2022	ND	1.0000		1.0000
Antimony, Total	ug/L	MW-11S	11/08/2022	ND	1.0000		1.0000
Antimony, Total	ug/L	MW-12S	05/06/2022		2.0000	***	1.0000
Antimony, Total	ug/L	MW-13S	11/01/2022	ND	1.0000		1.0000
Antimony, Total	ug/L	MW-1S	11/09/2022	ND	1.0000		1.0000
Antimony, Total	ug/L	MW-2S	11/08/2022	ND	1.0000		1.0000
Antimony, Total	ug/L	MW-3S	05/02/2022		4.9000	***	1.0000
Antimony, Total	ug/L	MW-4S	05/04/2022	ND	1.0000		1.0000
Antimony, Total	ug/L	MW-5S	11/11/2022	ND	1.0000		1.0000
Antimony, Total	ug/L	MW-6S	11/02/2022	ND	1.0000		1.0000
Antimony, Total	ug/L	MW-7S	11/02/2022	ND	1.0000		1.0000
Antimony, Total	ug/L	MW-8S	11/08/2022	ND	1.0000		1.0000
Antimony, Total	ug/L	MW-9S	11/09/2020		7.3000	***	1.0000
Arsenic, Total	ug/L	MW-10S	11/03/2022		368.0000	***	1.0000
Arsenic, Total	ug/L	MW-11S	11/08/2022		3.8000	***	1.0000
Arsenic, Total	ug/L	MW-12S	05/06/2022		46.0000	***	1.0000
Arsenic, Total	ug/L	MW-13S	11/01/2022		298.0000	***	1.0000
Arsenic, Total	ug/L	MW-1S	11/09/2022		5.7000	***	1.0000
Arsenic, Total	ug/L	MW-2S	11/08/2022		14.9000	***	1.0000
Arsenic, Total	ug/L	MW-3S	05/02/2022		1.3000	***	1.0000
Arsenic, Total	ug/L	MW-4S	05/04/2022		1.1000	*	1.0000
Arsenic, Total	ug/L	MW-5S	11/11/2022	ND	1.0000		1.0000
Arsenic, Total	ug/L	MW-6S	11/02/2022		13.0000	***	1.0000
Arsenic, Total	ug/L	MW-7S	11/02/2022		388.0000	***	1.0000
Arsenic, Total	ug/L	MW-8S	11/08/2022	ND	1.0000		1.0000
Arsenic, Total	ug/L	MW-9S	11/09/2020	ND	1.0000	**	1.0000
Barium, Total	ug/L	MW-10S	11/03/2022		72.4000		92.8487
Barium, Total	ug/L	MW-11S	11/08/2022		69.4000	**	92.8487
Barium, Total	ug/L	MW-12S	05/06/2022		31.1000		92.8487
Barium, Total	ug/L	MW-13S	11/01/2022		42.6000		92.8487
Barium, Total	ug/L	MW-1S	11/09/2022		57.7000		92.8487

* - Current value failed - awaiting verification.
 ** - Current value passed - previous exceedance not verified.
 *** - Current value failed - exceedance verified.
 **** - Current value passed - awaiting one more verification.
 ***** - Insufficient background data to compute prediction limit.
 ND = Not Detected, Result = detection limit.

Table C-2

Most Current Downgradient Monitoring Data

Constituent	Units	Well	Date		Result		Pred. Limit
Barium, Total	ug/L	MW-2S	11/08/2022		230.0000	***	92.8487
Barium, Total	ug/L	MW-3S	05/02/2022		31.4000		92.8487
Barium, Total	ug/L	MW-4S	05/04/2022		90.7000		92.8487
Barium, Total	ug/L	MW-5S	11/11/2022		37.8000		92.8487
Barium, Total	ug/L	MW-6S	11/02/2022		91.4000	**	92.8487
Barium, Total	ug/L	MW-7S	11/02/2022		41.8000		92.8487
Barium, Total	ug/L	MW-8S	11/08/2022		47.6000		92.8487
Barium, Total	ug/L	MW-9S	11/09/2020		52.0000		92.8487
Beryllium, Total	ug/L	MW-10S	05/02/2022	ND	0.2000		0.2000
Beryllium, Total	ug/L	MW-11S	05/11/2022		0.4000	*	0.2000
Beryllium, Total	ug/L	MW-12S	05/06/2022	ND	0.2000		0.2000
Beryllium, Total	ug/L	MW-13S	05/04/2022	ND	0.2000		0.2000
Beryllium, Total	ug/L	MW-1S	05/09/2022	ND	0.2000		0.2000
Beryllium, Total	ug/L	MW-2S	05/04/2022	ND	0.2000		0.2000
Beryllium, Total	ug/L	MW-3S	05/02/2022	ND	0.2000		0.2000
Beryllium, Total	ug/L	MW-4S	05/04/2022	ND	0.2000		0.2000
Beryllium, Total	ug/L	MW-5S	05/04/2022	ND	0.2000		0.2000
Beryllium, Total	ug/L	MW-6S	05/04/2022	ND	0.2000		0.2000
Beryllium, Total	ug/L	MW-7S	05/04/2022	ND	0.2000		0.2000
Beryllium, Total	ug/L	MW-8S	05/13/2022	ND	0.2000		0.2000
Beryllium, Total	ug/L	MW-9S	11/09/2020	ND	0.2000		0.2000
Cadmium, Total	ug/L	MW-10S	11/03/2022	ND	2.0000		2.0000
Cadmium, Total	ug/L	MW-11S	11/08/2022	ND	2.0000		2.0000
Cadmium, Total	ug/L	MW-12S	05/06/2022	ND	2.0000		2.0000
Cadmium, Total	ug/L	MW-13S	11/01/2022	ND	2.0000		2.0000
Cadmium, Total	ug/L	MW-1S	11/09/2022	ND	2.0000		2.0000
Cadmium, Total	ug/L	MW-2S	11/08/2022	ND	2.0000		2.0000
Cadmium, Total	ug/L	MW-3S	05/02/2022	ND	2.0000		2.0000
Cadmium, Total	ug/L	MW-4S	05/04/2022	ND	2.0000		2.0000
Cadmium, Total	ug/L	MW-5S	11/11/2022	ND	2.0000		2.0000
Cadmium, Total	ug/L	MW-6S	11/02/2022	ND	2.0000		2.0000

* - Current value failed - awaiting verification.
 ** - Current value passed - previous exceedance not verified.
 *** - Current value failed - exceedance verified.
 **** - Current value passed - awaiting one more verification.
 ***** - Insufficient background data to compute prediction limit.
 ND = Not Detected, Result = detection limit.

Table C-2

Most Current Downgradient Monitoring Data

Constituent	Units	Well	Date		Result		Pred. Limit
Cadmium, Total	ug/L	MW-7S	11/02/2022	ND	2.0000		2.0000
Cadmium, Total	ug/L	MW-8S	11/08/2022	ND	2.0000		2.0000
Cadmium, Total	ug/L	MW-9S	05/29/2020	ND	2.0000		2.0000
Chromium, Total	ug/L	MW-10S	11/03/2022	ND	10.0000		10.0000
Chromium, Total	ug/L	MW-11S	11/08/2022	ND	10.0000	**	10.0000
Chromium, Total	ug/L	MW-12S	05/06/2022	ND	10.0000		10.0000
Chromium, Total	ug/L	MW-13S	11/01/2022	ND	10.0000		10.0000
Chromium, Total	ug/L	MW-1S	11/09/2022	ND	10.0000		10.0000
Chromium, Total	ug/L	MW-2S	11/08/2022	ND	10.0000		10.0000
Chromium, Total	ug/L	MW-3S	05/02/2022	ND	10.0000		10.0000
Chromium, Total	ug/L	MW-4S	05/04/2022	ND	10.0000		10.0000
Chromium, Total	ug/L	MW-5S	11/11/2022	ND	10.0000		10.0000
Chromium, Total	ug/L	MW-6S	11/02/2022	ND	10.0000		10.0000
Chromium, Total	ug/L	MW-7S	11/02/2022	ND	10.0000		10.0000
Chromium, Total	ug/L	MW-8S	11/08/2022	ND	10.0000		10.0000
Chromium, Total	ug/L	MW-9S	11/09/2020	ND	10.0000		10.0000
Cobalt, Total	ug/L	MW-10S	11/03/2022	ND	1.0000		1.0000
Cobalt, Total	ug/L	MW-11S	11/08/2022	ND	1.0000	**	1.0000
Cobalt, Total	ug/L	MW-12S	05/06/2022	ND	1.0000		1.0000
Cobalt, Total	ug/L	MW-13S	11/01/2022	ND	1.0000		1.0000
Cobalt, Total	ug/L	MW-1S	11/09/2022	ND	1.0000		1.0000
Cobalt, Total	ug/L	MW-2S	11/08/2022	ND	1.0000		1.0000
Cobalt, Total	ug/L	MW-3S	05/02/2022	ND	1.0000		1.0000
Cobalt, Total	ug/L	MW-4S	05/04/2022	ND	1.0000		1.0000
Cobalt, Total	ug/L	MW-5S	11/11/2022		1.2000	*	1.0000
Cobalt, Total	ug/L	MW-6S	11/02/2022		1.9000	***	1.0000
Cobalt, Total	ug/L	MW-7S	11/02/2022	ND	1.0000		1.0000
Cobalt, Total	ug/L	MW-8S	11/08/2022		3.9000	*	1.0000
Cobalt, Total	ug/L	MW-9S	11/09/2020	ND	1.0000		1.0000
Fluoride	mg/L	MW-10S	11/03/2022		3.0000	***	0.1300
Fluoride	mg/L	MW-11S	11/08/2022		1.7000	***	0.1300

* - Current value failed - awaiting verification.
 ** - Current value passed - previous exceedance not verified.
 *** - Current value failed - exceedance verified.
 **** - Current value passed - awaiting one more verification.
 ***** - Insufficient background data to compute prediction limit.
 ND = Not Detected, Result = detection limit.

Table C-2

Most Current Downgradient Monitoring Data

Constituent	Units	Well	Date		Result		Pred. Limit
Fluoride	mg/L	MW-12S	05/06/2022		2.1000	***	0.1300
Fluoride	mg/L	MW-13S	11/01/2022		0.9300	***	0.1300
Fluoride	mg/L	MW-1S	11/09/2022		0.4700	***	0.1300
Fluoride	mg/L	MW-2S	11/08/2022		0.2900	***	0.1300
Fluoride	mg/L	MW-3S	05/02/2022	ND	0.1000	**	0.1300
Fluoride	mg/L	MW-4S	05/04/2022	ND	0.1000		0.1300
Fluoride	mg/L	MW-5S	11/11/2022		1.5000	***	0.1300
Fluoride	mg/L	MW-6S	11/02/2022		1.5000	***	0.1300
Fluoride	mg/L	MW-7S	11/02/2022		0.5800	***	0.1300
Fluoride	mg/L	MW-8S	11/08/2022		0.1600	*	0.1300
Fluoride	mg/L	MW-9S	11/09/2020		0.2100	*	0.1300
Lead, Total	ug/L	MW-10S	11/03/2022	ND	10.0000		10.0000
Lead, Total	ug/L	MW-11S	11/08/2022	ND	10.0000		10.0000
Lead, Total	ug/L	MW-12S	05/06/2022	ND	10.0000		10.0000
Lead, Total	ug/L	MW-13S	11/01/2022	ND	10.0000		10.0000
Lead, Total	ug/L	MW-1S	11/09/2022	ND	10.0000		10.0000
Lead, Total	ug/L	MW-2S	11/08/2022	ND	10.0000		10.0000
Lead, Total	ug/L	MW-3S	05/02/2022	ND	10.0000		10.0000
Lead, Total	ug/L	MW-4S	05/04/2022	ND	10.0000		10.0000
Lead, Total	ug/L	MW-5S	11/11/2022	ND	10.0000		10.0000
Lead, Total	ug/L	MW-6S	11/02/2022	ND	10.0000		10.0000
Lead, Total	ug/L	MW-7S	11/02/2022	ND	10.0000		10.0000
Lead, Total	ug/L	MW-8S	11/08/2022	ND	10.0000		10.0000
Lead, Total	ug/L	MW-9S	11/09/2020	ND	10.0000		10.0000
Lithium, Total	ug/L	MW-10S	11/03/2022		33.0000	***	20.0000
Lithium, Total	ug/L	MW-11S	11/08/2022	ND	20.0000	**	20.0000
Lithium, Total	ug/L	MW-12S	05/06/2022		67.8000	***	20.0000
Lithium, Total	ug/L	MW-13S	11/01/2022		63.0000	***	20.0000
Lithium, Total	ug/L	MW-1S	11/09/2022	ND	20.0000		20.0000
Lithium, Total	ug/L	MW-2S	11/08/2022		21.6000	*	20.0000
Lithium, Total	ug/L	MW-3S	05/02/2022	ND	20.0000		20.0000

* - Current value failed - awaiting verification.
 ** - Current value passed - previous exceedance not verified.
 *** - Current value failed - exceedance verified.
 **** - Current value passed - awaiting one more verification.
 ***** - Insufficient background data to compute prediction limit.
 ND = Not Detected, Result = detection limit.

Table C-2

Most Current Downgradient Monitoring Data

Constituent	Units	Well	Date		Result		Pred. Limit
Lithium, Total	ug/L	MW-4S	05/04/2022	ND	20.0000	**	20.0000
Lithium, Total	ug/L	MW-5S	11/11/2022		44.7000	***	20.0000
Lithium, Total	ug/L	MW-6S	11/02/2022		48.7000	***	20.0000
Lithium, Total	ug/L	MW-7S	11/02/2022		86.8000	***	20.0000
Lithium, Total	ug/L	MW-8S	11/08/2022		169.0000	***	20.0000
Lithium, Total	ug/L	MW-9S	11/09/2020		72.7000	***	20.0000
Mercury	ug/L	MW-10S	05/02/2022	ND	0.2000		2.0000
Mercury	ug/L	MW-11S	05/11/2022	ND	0.2000		2.0000
Mercury	ug/L	MW-12S	05/06/2022	ND	0.2000		2.0000
Mercury	ug/L	MW-13S	05/04/2022	ND	0.2000		2.0000
Mercury	ug/L	MW-1S	05/09/2022	ND	0.2000		2.0000
Mercury	ug/L	MW-2S	05/04/2022	ND	0.2000		2.0000
Mercury	ug/L	MW-3S	05/02/2022	ND	0.2000		2.0000
Mercury	ug/L	MW-4S	05/04/2022	ND	0.2000		2.0000
Mercury	ug/L	MW-5S	05/04/2022	ND	0.2000		2.0000
Mercury	ug/L	MW-6S	05/04/2022	ND	0.2000		2.0000
Mercury	ug/L	MW-7S	05/04/2022	ND	0.2000		2.0000
Mercury	ug/L	MW-8S	05/13/2022	ND	0.2000		2.0000
Mercury	ug/L	MW-9S	05/29/2020	ND	2.0000		2.0000
Molybdenum, Total	ug/L	MW-10S	11/03/2022		69.6000	***	10.0000
Molybdenum, Total	ug/L	MW-11S	11/08/2022		73.8000	***	10.0000
Molybdenum, Total	ug/L	MW-12S	05/06/2022		118.0000	***	10.0000
Molybdenum, Total	ug/L	MW-13S	11/01/2022		544.0000	***	10.0000
Molybdenum, Total	ug/L	MW-1S	11/09/2022		18.8000	***	10.0000
Molybdenum, Total	ug/L	MW-2S	11/08/2022		20.4000	***	10.0000
Molybdenum, Total	ug/L	MW-3S	05/02/2022		32.9000	***	10.0000
Molybdenum, Total	ug/L	MW-4S	05/04/2022	ND	10.0000		10.0000
Molybdenum, Total	ug/L	MW-5S	11/11/2022		92.1000	***	10.0000
Molybdenum, Total	ug/L	MW-6S	11/02/2022		211.0000	***	10.0000
Molybdenum, Total	ug/L	MW-7S	11/02/2022		605.0000	***	10.0000
Molybdenum, Total	ug/L	MW-8S	11/08/2022		386.0000	***	10.0000

* - Current value failed - awaiting verification.
 ** - Current value passed - previous exceedance not verified.
 *** - Current value failed - exceedance verified.
 **** - Current value passed - awaiting one more verification.
 ***** - Insufficient background data to compute prediction limit.
 ND = Not Detected, Result = detection limit.

Table C-2

Most Current Downgradient Monitoring Data

Constituent	Units	Well	Date		Result		Pred. Limit
Molybdenum, Total	ug/L	MW-9S	11/09/2020		201.0000	***	10.0000
Selenium, Total	ug/L	MW-10S	11/03/2022	ND	1.0000		3.5056
Selenium, Total	ug/L	MW-11S	11/08/2022	ND	1.0000		3.5056
Selenium, Total	ug/L	MW-12S	05/06/2022		26.3000	***	3.5056
Selenium, Total	ug/L	MW-13S	11/01/2022	ND	1.0000		3.5056
Selenium, Total	ug/L	MW-1S	11/09/2022	ND	1.0000		3.5056
Selenium, Total	ug/L	MW-2S	11/08/2022	ND	1.0000		3.5056
Selenium, Total	ug/L	MW-3S	05/02/2022		26.4000	***	3.5056
Selenium, Total	ug/L	MW-4S	05/04/2022		119.0000	***	3.5056
Selenium, Total	ug/L	MW-5S	11/11/2022	ND	1.0000		3.5056
Selenium, Total	ug/L	MW-6S	11/02/2022	ND	1.0000	**	3.5056
Selenium, Total	ug/L	MW-7S	11/02/2022	ND	1.0000		3.5056
Selenium, Total	ug/L	MW-8S	11/08/2022	ND	1.0000	**	3.5056
Selenium, Total	ug/L	MW-9S	11/09/2020		15.9000	***	3.5056
Thallium, Total	ug/L	MW-10S	05/02/2022	ND	1.0000		1.0000
Thallium, Total	ug/L	MW-11S	05/11/2022	ND	1.0000		1.0000
Thallium, Total	ug/L	MW-12S	05/06/2022	ND	1.0000		1.0000
Thallium, Total	ug/L	MW-13S	05/04/2022	ND	1.0000		1.0000
Thallium, Total	ug/L	MW-1S	05/09/2022	ND	1.0000		1.0000
Thallium, Total	ug/L	MW-2S	05/04/2022	ND	1.0000		1.0000
Thallium, Total	ug/L	MW-3S	05/02/2022	ND	1.0000		1.0000
Thallium, Total	ug/L	MW-4S	05/04/2022	ND	1.0000		1.0000
Thallium, Total	ug/L	MW-5S	05/04/2022	ND	1.0000		1.0000
Thallium, Total	ug/L	MW-6S	05/04/2022	ND	1.0000		1.0000
Thallium, Total	ug/L	MW-7S	05/04/2022	ND	1.0000		1.0000
Thallium, Total	ug/L	MW-8S	05/13/2022	ND	1.0000		1.0000
Thallium, Total	ug/L	MW-9S	05/29/2020	ND	1.0000		1.0000
Total Radium	pCi/L	MW-10S	11/03/2022		1.3600		2.3574
Total Radium	pCi/L	MW-11S	11/08/2022	ND	2.0000		2.3574
Total Radium	pCi/L	MW-12S	05/06/2022	ND	1.6700		2.3574
Total Radium	pCi/L	MW-13S	11/01/2022		1.6100		2.3574

* - Current value failed - awaiting verification.
 ** - Current value passed - previous exceedance not verified.
 *** - Current value failed - exceedance verified.
 **** - Current value passed - awaiting one more verification.
 ***** - Insufficient background data to compute prediction limit.
 ND = Not Detected, Result = detection limit.

Table C-2

Most Current Downgradient Monitoring Data

Constituent	Units	Well	Date		Result		Pred. Limit
Total Radium	pCi/L	MW-1S	11/09/2022		1.9500		2.3574
Total Radium	pCi/L	MW-2S	11/08/2022		3.0600	*	2.3574
Total Radium	pCi/L	MW-3S	05/02/2022		0.5310		2.3574
Total Radium	pCi/L	MW-4S	05/04/2022	ND	1.4500		2.3574
Total Radium	pCi/L	MW-5S	11/11/2022		1.3400		2.3574
Total Radium	pCi/L	MW-6S	11/02/2022	ND	1.4400		2.3574
Total Radium	pCi/L	MW-7S	11/02/2022		1.3000		2.3574
Total Radium	pCi/L	MW-8S	11/08/2022	ND	1.7500		2.3574
Total Radium	pCi/L	MW-9S	11/09/2020	ND	1.8600		2.3574

- * - Current value failed - awaiting verification.
- ** - Current value passed - previous exceedance not verified.
- *** - Current value failed - exceedance verified.
- **** - Current value passed - awaiting one more verification.
- ***** - Insufficient background data to compute prediction limit.
- ND = Not Detected, Result = detection limit.

Table C-3

Detection Frequencies in Upgradient and Downgradient Wells

Constituent	Upgradient			Downgradient		
	Detect	N	Proportion	Detect	N	Proportion
Antimony, Total	0	14	0.000	43	220	0.195
Arsenic, Total	0	14	0.000	141	219	0.644
Barium, Total	14	14	1.000	220	220	1.000
Beryllium, Total	0	12	0.000	2	186	0.011
Cadmium, Total	0	13	0.000	3	194	0.015
Chromium, Total	0	14	0.000	9	220	0.041
Cobalt, Total	0	14	0.000	20	207	0.097
Fluoride	8	14	0.571	215	233	0.923
Lead, Total	0	14	0.000	2	207	0.010
Lithium, Total	0	14	0.000	172	220	0.782
Mercury	0	11	0.000	0	173	0.000
Molybdenum, Total	0	14	0.000	205	220	0.932
Selenium, Total	11	14	0.786	45	220	0.205
Thallium, Total	0	11	0.000	0	173	0.000
Total Radium	12	14	0.857	171	218	0.784

N = Total number of measurements in all wells.
 Detect = Total number of detections in all wells.
 Proportion = Detect/N.

Table C-4

Shapiro-Wilk Multiple Group Test of Normality

Constituent	Detect	N	Detect Freq	G raw	G log	G cbrt	G sqrt	G sqr	G cub	Crit Value	Dist Form	Model Type
Antimony, Total	0	14	0.000	4.155	4.155					2.326	non-norm	nonpar
Arsenic, Total	0	14	0.000	4.155	4.155					2.326	non-norm	nonpar
Barium, Total	14	14	1.000	0.059	0.327					2.326	normal	normal
Beryllium, Total	0	12	0.000	3.731	3.731					2.326	non-norm	nonpar
Cadmium, Total	0	13	0.000	3.936	3.936					2.326	non-norm	nonpar
Chromium, Total	0	14	0.000	4.155	4.155					2.326	non-norm	nonpar
Cobalt, Total	0	14	0.000	4.155	4.155					2.326	non-norm	nonpar
Fluoride	8	14	0.571	2.361	2.396					2.326	non-norm	nonpar
Lead, Total	0	14	0.000	4.155	4.155					2.326	non-norm	nonpar
Lithium, Total	0	14	0.000	4.155	4.155					2.326	non-norm	nonpar
Mercury	0	11	0.000	3.485	3.485					2.326	non-norm	nonpar
Molybdenum, Total	0	14	0.000	4.155	4.155					2.326	non-norm	nonpar
Selenium, Total	11	14	0.786	2.185	2.536					2.326	normal	normal
Thallium, Total	0	11	0.000	3.485	3.485					2.326	non-norm	nonpar
Total Radium	12	14	0.857	0.687	0.329					2.326	normal	normal

* - Distribution override for that constituent.
 Fit to distribution is confirmed if $G \leq$ critical value.
 Model type may not match distributional form when detection frequency < 50%.

Table C-5

Summary Statistics and Prediction Limits

Constituent	Units	Detect	N	Mean	SD	alpha	Factor	Pred Limit	Type		Conf
Antimony, Total	ug/L	0	14					1.0000	nonpar	***	0.91
Arsenic, Total	ug/L	0	14					1.0000	nonpar	***	0.91
Barium, Total	ug/L	14	14	68.2143	8.9908	0.0100	2.7400	92.8487	normal		
Beryllium, Total	ug/L	0	12					0.2000	nonpar	***	0.89
Cadmium, Total	ug/L	0	13					2.0000	nonpar	***	0.90
Chromium, Total	ug/L	0	14					10.0000	nonpar	***	0.91
Cobalt, Total	ug/L	0	14					1.0000	nonpar	***	0.91
Fluoride	mg/L	8	14					0.1300	nonpar		0.91
Lead, Total	ug/L	0	14					10.0000	nonpar	***	0.91
Lithium, Total	ug/L	0	14					20.0000	nonpar	***	0.91
Mercury	ug/L	0	11					2.0000	nonpar	***	0.87
Molybdenum, Total	ug/L	0	14					10.0000	nonpar	***	0.91
Selenium, Total	ug/L	11	14	1.3429	0.7893	0.0100	2.7400	3.5056	normal		
Thallium, Total	ug/L	0	11					1.0000	nonpar	***	0.87
Total Radium	pCi/L	12	14	0.9129	0.5272	0.0100	2.7400	2.3574	normal		

Conf = confidence level for passing initial test or one verification resample at all downgradient wells for a single constituent (nonparametric test only).

* - Insufficient Data.

** - Calculated limit raised to Manual Reporting Limit.

*** - Nonparametric limit based on ND value.

For transformed data, mean and SD in transformed units and prediction limit in original units.

All sample sizes and statistics are based on outlier free data.

For nonparametric limits, median reporting limits are substituted for extreme reporting limit values.

Table C-6

**Dixon's Test Outliers
1% Significance Level**

Constituent	Units	Well	Date	Result	ND Qualifier	Date Range	N	Critical Value
-------------	-------	------	------	--------	--------------	------------	---	----------------

N = Total number of independent measurements in background at each well.
Date Range = Dates of the first and last measurements included in background at each well.
Critical Value depends on the significance level and on N-1 when the two most extreme values are tested or N for the most extreme value.

Table C-7

**Historical Downgradient Data for Constituent-Well Combinations
that Failed the Current Statistical Evaluation or
are in Verification Resampling Mode**

Constituent	Units	Well	Date		Result		Pred. Limit
Antimony, Total	ug/L	MW-12S	04/06/2016		6.0000	*	1.0000
Antimony, Total	ug/L	MW-12S	05/25/2016	ND	6.0000		1.0000
Antimony, Total	ug/L	MW-12S	08/09/2016	ND	6.0000		1.0000
Antimony, Total	ug/L	MW-12S	09/27/2016	ND	6.0000		1.0000
Antimony, Total	ug/L	MW-12S	11/29/2016	ND	6.0000		1.0000
Antimony, Total	ug/L	MW-12S	01/25/2017	ND	6.0000		1.0000
Antimony, Total	ug/L	MW-12S	05/23/2017		7.7000	*	1.0000
Antimony, Total	ug/L	MW-12S	08/08/2017	ND	6.0000		1.0000
Antimony, Total	ug/L	MW-12S	05/30/2018	ND	6.0000		1.0000
Antimony, Total	ug/L	MW-12S	09/17/2018		3.7000	*	1.0000
Antimony, Total	ug/L	MW-12S	05/16/2019		4.4000	*	1.0000
Antimony, Total	ug/L	MW-12S	05/29/2020		2.1000	*	1.0000
Antimony, Total	ug/L	MW-12S	11/05/2020		2.8000	*	1.0000
Antimony, Total	ug/L	MW-12S	11/01/2021		2.8000	*	1.0000
Antimony, Total	ug/L	MW-12S	05/06/2022		2.0000	*	1.0000
Antimony, Total	ug/L	MW-3S	04/05/2016		9.5000	*	1.0000
Antimony, Total	ug/L	MW-3S	05/25/2016		8.5000	*	1.0000
Antimony, Total	ug/L	MW-3S	08/08/2016		8.9000	*	1.0000
Antimony, Total	ug/L	MW-3S	09/26/2016		10.0000	*	1.0000
Antimony, Total	ug/L	MW-3S	11/28/2016		8.5000	*	1.0000
Antimony, Total	ug/L	MW-3S	01/24/2017		6.4000	*	1.0000
Antimony, Total	ug/L	MW-3S	05/22/2017		9.6000	*	1.0000
Antimony, Total	ug/L	MW-3S	08/07/2017		7.3000	*	1.0000
Antimony, Total	ug/L	MW-3S	05/29/2018		8.9000	*	1.0000
Antimony, Total	ug/L	MW-3S	09/17/2018		9.1000	*	1.0000
Antimony, Total	ug/L	MW-3S	05/14/2019		7.3000	*	1.0000
Antimony, Total	ug/L	MW-3S	11/05/2019		8.7000	*	1.0000
Antimony, Total	ug/L	MW-3S	05/18/2020		7.1000	*	1.0000
Antimony, Total	ug/L	MW-3S	11/03/2020		7.7000	*	1.0000
Antimony, Total	ug/L	MW-3S	05/03/2021		5.5000	*	1.0000

* - Significantly increased over background.
 ** - Detect at limit for 100% NDs in background (NPPL only).
 *** - Manual exclusion.
 ND = Not Detected, Result = detection limit.

Table C-7

**Historical Downgradient Data for Constituent-Well Combinations
that Failed the Current Statistical Evaluation or
are in Verification Resampling Mode**

Constituent	Units	Well	Date	Result	Pred. Limit
Antimony, Total	ug/L	MW-3S	11/01/2021	7.3000 *	1.0000
Antimony, Total	ug/L	MW-3S	05/02/2022	4.9000 *	1.0000
Antimony, Total	ug/L	MW-9S	04/06/2016	14.9000 *	1.0000
Antimony, Total	ug/L	MW-9S	05/25/2016	14.4000 *	1.0000
Antimony, Total	ug/L	MW-9S	08/08/2016	13.0000 *	1.0000
Antimony, Total	ug/L	MW-9S	09/27/2016	14.1000 *	1.0000
Antimony, Total	ug/L	MW-9S	11/28/2016	11.9000 *	1.0000
Antimony, Total	ug/L	MW-9S	01/25/2017	12.5000 *	1.0000
Antimony, Total	ug/L	MW-9S	05/23/2017	12.6000 *	1.0000
Antimony, Total	ug/L	MW-9S	08/08/2017	8.0000 *	1.0000
Antimony, Total	ug/L	MW-9S	05/30/2018	11.5000 *	1.0000
Antimony, Total	ug/L	MW-9S	09/17/2018	11.5000 *	1.0000
Antimony, Total	ug/L	MW-9S	05/16/2019	9.2000 *	1.0000
Antimony, Total	ug/L	MW-9S	05/29/2020	8.8000 *	1.0000
Antimony, Total	ug/L	MW-9S	11/09/2020	7.3000 *	1.0000
Arsenic, Total	ug/L	MW-10S	04/06/2016	455.0000 *	1.0000
Arsenic, Total	ug/L	MW-10S	05/25/2016	440.0000 *	1.0000
Arsenic, Total	ug/L	MW-10S	08/09/2016	484.0000 *	1.0000
Arsenic, Total	ug/L	MW-10S	09/27/2016	492.0000 *	1.0000
Arsenic, Total	ug/L	MW-10S	11/29/2016	545.0000 *	1.0000
Arsenic, Total	ug/L	MW-10S	01/25/2017	507.0000 *	1.0000
Arsenic, Total	ug/L	MW-10S	05/23/2017	440.0000 *	1.0000
Arsenic, Total	ug/L	MW-10S	08/08/2017	494.0000 *	1.0000
Arsenic, Total	ug/L	MW-10S	05/30/2018	444.0000 *	1.0000
Arsenic, Total	ug/L	MW-10S	09/18/2018	343.0000 *	1.0000
Arsenic, Total	ug/L	MW-10S	05/16/2019	349.0000 *	1.0000
Arsenic, Total	ug/L	MW-10S	11/05/2019	385.0000 *	1.0000
Arsenic, Total	ug/L	MW-10S	05/19/2020	358.0000 *	1.0000
Arsenic, Total	ug/L	MW-10S	11/05/2020	349.0000 *	1.0000
Arsenic, Total	ug/L	MW-10S	05/06/2021	413.0000 *	1.0000

* - Significantly increased over background.
 ** - Detect at limit for 100% NDs in background (NPPL only).
 *** - Manual exclusion.
 ND = Not Detected, Result = detection limit.

Table C-7

**Historical Downgradient Data for Constituent-Well Combinations
that Failed the Current Statistical Evaluation or
are in Verification Resampling Mode**

Constituent	Units	Well	Date		Result		Pred. Limit
Arsenic, Total	ug/L	MW-10S	11/02/2021		429.0000	*	1.0000
Arsenic, Total	ug/L	MW-10S	05/02/2022		448.0000	*	1.0000
Arsenic, Total	ug/L	MW-10S	11/03/2022		368.0000	*	1.0000
Arsenic, Total	ug/L	MW-11S	04/07/2016	ND	10.0000		1.0000
Arsenic, Total	ug/L	MW-11S	05/26/2016	ND	10.0000		1.0000
Arsenic, Total	ug/L	MW-11S	08/10/2016	ND	10.0000		1.0000
Arsenic, Total	ug/L	MW-11S	09/28/2016	ND	10.0000		1.0000
Arsenic, Total	ug/L	MW-11S	11/30/2016	ND	10.0000		1.0000
Arsenic, Total	ug/L	MW-11S	01/26/2017	ND	10.0000		1.0000
Arsenic, Total	ug/L	MW-11S	05/24/2017	ND	10.0000		1.0000
Arsenic, Total	ug/L	MW-11S	08/09/2017		12.1000	*	1.0000
Arsenic, Total	ug/L	MW-11S	05/29/2018	ND	10.0000		1.0000
Arsenic, Total	ug/L	MW-11S	09/14/2018		2.9000	*	1.0000
Arsenic, Total	ug/L	MW-11S	05/15/2019		3.1000	*	1.0000
Arsenic, Total	ug/L	MW-11S	11/07/2019		2.5000	*	1.0000
Arsenic, Total	ug/L	MW-11S	05/27/2020		13.8000	*	1.0000
Arsenic, Total	ug/L	MW-11S	11/05/2020		2.6000	*	1.0000
Arsenic, Total	ug/L	MW-11S	05/05/2021		2.4000	*	1.0000
Arsenic, Total	ug/L	MW-11S	11/01/2021		2.2000	*	1.0000
Arsenic, Total	ug/L	MW-11S	05/11/2022		10.5000	*	1.0000
Arsenic, Total	ug/L	MW-11S	11/08/2022		3.8000	*	1.0000
Arsenic, Total	ug/L	MW-12S	04/06/2016		15.6000	*	1.0000
Arsenic, Total	ug/L	MW-12S	05/25/2016		14.7000	*	1.0000
Arsenic, Total	ug/L	MW-12S	08/09/2016		15.5000	*	1.0000
Arsenic, Total	ug/L	MW-12S	09/27/2016		15.6000	*	1.0000
Arsenic, Total	ug/L	MW-12S	11/29/2016		14.4000	*	1.0000
Arsenic, Total	ug/L	MW-12S	01/25/2017		18.1000	*	1.0000
Arsenic, Total	ug/L	MW-12S	05/23/2017		19.4000	*	1.0000
Arsenic, Total	ug/L	MW-12S	08/08/2017		16.2000	*	1.0000
Arsenic, Total	ug/L	MW-12S	05/30/2018		43.5000	*	1.0000

* - Significantly increased over background.
 ** - Detect at limit for 100% NDs in background (NPPL only).
 *** - Manual exclusion.
 ND = Not Detected, Result = detection limit.

Table C-7

**Historical Downgradient Data for Constituent-Well Combinations
that Failed the Current Statistical Evaluation or
are in Verification Resampling Mode**

Constituent	Units	Well	Date		Result		Pred. Limit
Arsenic, Total	ug/L	MW-12S	09/17/2018		38.2000	*	1.0000
Arsenic, Total	ug/L	MW-12S	05/16/2019		30.0000	*	1.0000
Arsenic, Total	ug/L	MW-12S	05/29/2020		64.7000	*	1.0000
Arsenic, Total	ug/L	MW-12S	11/05/2020		46.9000	*	1.0000
Arsenic, Total	ug/L	MW-12S	11/01/2021		43.4000	*	1.0000
Arsenic, Total	ug/L	MW-12S	05/06/2022		46.0000	*	1.0000
Arsenic, Total	ug/L	MW-13S	04/06/2016		365.0000	*	1.0000
Arsenic, Total	ug/L	MW-13S	05/25/2016		369.0000	*	1.0000
Arsenic, Total	ug/L	MW-13S	08/09/2016		376.0000	*	1.0000
Arsenic, Total	ug/L	MW-13S	09/27/2016		416.0000	*	1.0000
Arsenic, Total	ug/L	MW-13S	11/29/2016		426.0000	*	1.0000
Arsenic, Total	ug/L	MW-13S	01/25/2017		397.0000	*	1.0000
Arsenic, Total	ug/L	MW-13S	05/23/2017		386.0000	*	1.0000
Arsenic, Total	ug/L	MW-13S	08/08/2017		371.0000	*	1.0000
Arsenic, Total	ug/L	MW-13S	05/30/2018		375.0000	*	1.0000
Arsenic, Total	ug/L	MW-13S	09/18/2018		320.0000	*	1.0000
Arsenic, Total	ug/L	MW-13S	05/15/2019		324.0000	*	1.0000
Arsenic, Total	ug/L	MW-13S	11/07/2019		352.0000	*	1.0000
Arsenic, Total	ug/L	MW-13S	05/19/2020		311.0000	*	1.0000
Arsenic, Total	ug/L	MW-13S	11/05/2020		433.0000	*	1.0000
Arsenic, Total	ug/L	MW-13S	05/06/2021		321.0000	*	1.0000
Arsenic, Total	ug/L	MW-13S	11/02/2021		368.0000	*	1.0000
Arsenic, Total	ug/L	MW-13S	05/04/2022		312.0000	*	1.0000
Arsenic, Total	ug/L	MW-13S	11/01/2022		298.0000	*	1.0000
Arsenic, Total	ug/L	MW-1S	04/07/2016		49.4000	*	1.0000
Arsenic, Total	ug/L	MW-1S	05/26/2016		22.8000	*	1.0000
Arsenic, Total	ug/L	MW-1S	08/09/2016		34.1000	*	1.0000
Arsenic, Total	ug/L	MW-1S	09/27/2016		10.6000	*	1.0000
Arsenic, Total	ug/L	MW-1S	11/29/2016	ND	10.0000	*	1.0000
Arsenic, Total	ug/L	MW-1S	01/26/2017		35.8000	*	1.0000

* - Significantly increased over background.
 ** - Detect at limit for 100% NDs in background (NPPL only).
 *** - Manual exclusion.
 ND = Not Detected, Result = detection limit.

Table C-7

**Historical Downgradient Data for Constituent-Well Combinations
that Failed the Current Statistical Evaluation or
are in Verification Resampling Mode**

Constituent	Units	Well	Date	Result	Pred. Limit
Arsenic, Total	ug/L	MW-1S	05/23/2017	23.3000 *	1.0000
Arsenic, Total	ug/L	MW-1S	08/09/2017	14.5000 *	1.0000
Arsenic, Total	ug/L	MW-1S	05/29/2018	168.0000 ***	1.0000
Arsenic, Total	ug/L	MW-1S	09/17/2018	33.6000 *	1.0000
Arsenic, Total	ug/L	MW-1S	05/15/2019	13.5000 *	1.0000
Arsenic, Total	ug/L	MW-1S	11/07/2019	50.6000 *	1.0000
Arsenic, Total	ug/L	MW-1S	05/26/2020	12.4000 *	1.0000
Arsenic, Total	ug/L	MW-1S	11/06/2020	21.2000 *	1.0000
Arsenic, Total	ug/L	MW-1S	05/05/2021	24.6000 *	1.0000
Arsenic, Total	ug/L	MW-1S	11/03/2021	7.4000 *	1.0000
Arsenic, Total	ug/L	MW-1S	05/09/2022	9.6000 *	1.0000
Arsenic, Total	ug/L	MW-1S	11/09/2022	5.7000 *	1.0000
Arsenic, Total	ug/L	MW-2S	04/05/2016	26.5000 *	1.0000
Arsenic, Total	ug/L	MW-2S	05/24/2016	22.0000 *	1.0000
Arsenic, Total	ug/L	MW-2S	08/08/2016	27.3000 *	1.0000
Arsenic, Total	ug/L	MW-2S	09/26/2016	22.4000 *	1.0000
Arsenic, Total	ug/L	MW-2S	11/28/2016	21.7000 *	1.0000
Arsenic, Total	ug/L	MW-2S	01/24/2017	17.3000 *	1.0000
Arsenic, Total	ug/L	MW-2S	05/22/2017	27.0000 *	1.0000
Arsenic, Total	ug/L	MW-2S	08/07/2017	19.8000 *	1.0000
Arsenic, Total	ug/L	MW-2S	05/29/2018	18.4000 *	1.0000
Arsenic, Total	ug/L	MW-2S	09/17/2018	14.6000 *	1.0000
Arsenic, Total	ug/L	MW-2S	05/14/2019	12.5000 *	1.0000
Arsenic, Total	ug/L	MW-2S	11/05/2019	14.6000 *	1.0000
Arsenic, Total	ug/L	MW-2S	05/19/2020	9.0000 *	1.0000
Arsenic, Total	ug/L	MW-2S	11/04/2020	16.4000 *	1.0000
Arsenic, Total	ug/L	MW-2S	05/03/2021	6.9000 *	1.0000
Arsenic, Total	ug/L	MW-2S	11/01/2021	28.9000 *	1.0000
Arsenic, Total	ug/L	MW-2S	05/04/2022	8.8000 *	1.0000
Arsenic, Total	ug/L	MW-2S	11/08/2022	14.9000 *	1.0000

* - Significantly increased over background.
 ** - Detect at limit for 100% NDs in background (NPPL only).
 *** - Manual exclusion.
 ND = Not Detected, Result = detection limit.

Table C-7

**Historical Downgradient Data for Constituent-Well Combinations
that Failed the Current Statistical Evaluation or
are in Verification Resampling Mode**

Constituent	Units	Well	Date		Result		Pred. Limit
Arsenic, Total	ug/L	MW-3S	04/05/2016	ND	10.0000		1.0000
Arsenic, Total	ug/L	MW-3S	05/25/2016	ND	10.0000		1.0000
Arsenic, Total	ug/L	MW-3S	08/08/2016	ND	10.0000		1.0000
Arsenic, Total	ug/L	MW-3S	09/26/2016	ND	10.0000		1.0000
Arsenic, Total	ug/L	MW-3S	11/28/2016	ND	10.0000		1.0000
Arsenic, Total	ug/L	MW-3S	01/24/2017	ND	10.0000		1.0000
Arsenic, Total	ug/L	MW-3S	05/22/2017	ND	10.0000		1.0000
Arsenic, Total	ug/L	MW-3S	08/07/2017	ND	10.0000		1.0000
Arsenic, Total	ug/L	MW-3S	05/29/2018	ND	10.0000		1.0000
Arsenic, Total	ug/L	MW-3S	09/17/2018		2.0000 *		1.0000
Arsenic, Total	ug/L	MW-3S	05/14/2019		2.3000 *		1.0000
Arsenic, Total	ug/L	MW-3S	11/05/2019		1.8000 *		1.0000
Arsenic, Total	ug/L	MW-3S	05/18/2020		1.5000 *		1.0000
Arsenic, Total	ug/L	MW-3S	11/03/2020		1.2000 *		1.0000
Arsenic, Total	ug/L	MW-3S	05/03/2021	ND	1.0000		1.0000
Arsenic, Total	ug/L	MW-3S	11/01/2021		1.6000 *		1.0000
Arsenic, Total	ug/L	MW-3S	05/02/2022		1.3000 *		1.0000
Arsenic, Total	ug/L	MW-4S	04/05/2016	ND	10.0000		1.0000
Arsenic, Total	ug/L	MW-4S	05/25/2016	ND	10.0000		1.0000
Arsenic, Total	ug/L	MW-4S	08/08/2016	ND	10.0000		1.0000
Arsenic, Total	ug/L	MW-4S	09/26/2016	ND	10.0000		1.0000
Arsenic, Total	ug/L	MW-4S	11/29/2016	ND	10.0000		1.0000
Arsenic, Total	ug/L	MW-4S	01/24/2017	ND	10.0000		1.0000
Arsenic, Total	ug/L	MW-4S	05/22/2017	ND	10.0000		1.0000
Arsenic, Total	ug/L	MW-4S	08/07/2017	ND	10.0000		1.0000
Arsenic, Total	ug/L	MW-4S	05/29/2018	ND	10.0000		1.0000
Arsenic, Total	ug/L	MW-4S	09/14/2018	ND	1.0000		1.0000
Arsenic, Total	ug/L	MW-4S	05/14/2019	ND	1.0000		1.0000
Arsenic, Total	ug/L	MW-4S	06/05/2020		1.2000 *		1.0000
Arsenic, Total	ug/L	MW-4S	11/03/2020		3.3000 *		1.0000

* - Significantly increased over background.
 ** - Detect at limit for 100% NDs in background (NPPL only).
 *** - Manual exclusion.
 ND = Not Detected, Result = detection limit.

Table C-7

**Historical Downgradient Data for Constituent-Well Combinations
that Failed the Current Statistical Evaluation or
are in Verification Resampling Mode**

Constituent	Units	Well	Date		Result		Pred. Limit
Arsenic, Total	ug/L	MW-4S	11/01/2021	ND	1.0000		1.0000
Arsenic, Total	ug/L	MW-4S	05/04/2022		1.1000	*	1.0000
Arsenic, Total	ug/L	MW-6S	04/06/2016		28.3000	*	1.0000
Arsenic, Total	ug/L	MW-6S	05/25/2016		23.0000	*	1.0000
Arsenic, Total	ug/L	MW-6S	08/09/2016		34.3000	*	1.0000
Arsenic, Total	ug/L	MW-6S	09/27/2016		30.0000	*	1.0000
Arsenic, Total	ug/L	MW-6S	11/29/2016		35.1000	*	1.0000
Arsenic, Total	ug/L	MW-6S	01/25/2017		11.6000	*	1.0000
Arsenic, Total	ug/L	MW-6S	05/23/2017		12.4000	*	1.0000
Arsenic, Total	ug/L	MW-6S	08/08/2017		11.2000	*	1.0000
Arsenic, Total	ug/L	MW-6S	05/30/2018		13.6000	*	1.0000
Arsenic, Total	ug/L	MW-6S	09/18/2018		15.5000	*	1.0000
Arsenic, Total	ug/L	MW-6S	05/14/2019		11.4000	*	1.0000
Arsenic, Total	ug/L	MW-6S	05/28/2020		23.8000	*	1.0000
Arsenic, Total	ug/L	MW-6S	11/09/2020		39.2000	*	1.0000
Arsenic, Total	ug/L	MW-6S	05/05/2021		11.9000	*	1.0000
Arsenic, Total	ug/L	MW-6S	11/01/2021		11.8000	*	1.0000
Arsenic, Total	ug/L	MW-6S	05/04/2022		6.9000	*	1.0000
Arsenic, Total	ug/L	MW-6S	11/02/2022		13.0000	*	1.0000
Arsenic, Total	ug/L	MW-7S	04/06/2016		320.0000	*	1.0000
Arsenic, Total	ug/L	MW-7S	05/25/2016		353.0000	*	1.0000
Arsenic, Total	ug/L	MW-7S	08/09/2016		365.0000	*	1.0000
Arsenic, Total	ug/L	MW-7S	09/27/2016		352.0000	*	1.0000
Arsenic, Total	ug/L	MW-7S	11/29/2016		372.0000	*	1.0000
Arsenic, Total	ug/L	MW-7S	01/25/2017		352.0000	*	1.0000
Arsenic, Total	ug/L	MW-7S	05/23/2017		373.0000	*	1.0000
Arsenic, Total	ug/L	MW-7S	08/08/2017		359.0000	*	1.0000
Arsenic, Total	ug/L	MW-7S	05/30/2018		383.0000	*	1.0000
Arsenic, Total	ug/L	MW-7S	09/18/2018		317.0000	*	1.0000
Arsenic, Total	ug/L	MW-7S	05/15/2019		345.0000	*	1.0000

* - Significantly increased over background.
 ** - Detect at limit for 100% NDs in background (NPPL only).
 *** - Manual exclusion.
 ND = Not Detected, Result = detection limit.

Table C-7

**Historical Downgradient Data for Constituent-Well Combinations
that Failed the Current Statistical Evaluation or
are in Verification Resampling Mode**

Constituent	Units	Well	Date		Result		Pred. Limit
Arsenic, Total	ug/L	MW-7S	11/06/2019		439.0000	*	1.0000
Arsenic, Total	ug/L	MW-7S	05/27/2020		367.0000	*	1.0000
Arsenic, Total	ug/L	MW-7S	11/17/2020		462.0000	*	1.0000
Arsenic, Total	ug/L	MW-7S	05/06/2021		419.0000	*	1.0000
Arsenic, Total	ug/L	MW-7S	11/02/2021		376.0000	*	1.0000
Arsenic, Total	ug/L	MW-7S	05/04/2022		374.0000	*	1.0000
Arsenic, Total	ug/L	MW-7S	11/02/2022		388.0000	*	1.0000
Arsenic, Total	ug/L	MW-9S	04/06/2016	ND	10.0000		1.0000
Arsenic, Total	ug/L	MW-9S	05/25/2016	ND	10.0000		1.0000
Arsenic, Total	ug/L	MW-9S	08/08/2016	ND	10.0000		1.0000
Arsenic, Total	ug/L	MW-9S	09/27/2016	ND	10.0000		1.0000
Arsenic, Total	ug/L	MW-9S	11/28/2016	ND	10.0000		1.0000
Arsenic, Total	ug/L	MW-9S	01/25/2017	ND	10.0000		1.0000
Arsenic, Total	ug/L	MW-9S	05/23/2017	ND	10.0000		1.0000
Arsenic, Total	ug/L	MW-9S	08/08/2017	ND	10.0000		1.0000
Arsenic, Total	ug/L	MW-9S	05/30/2018	ND	10.0000		1.0000
Arsenic, Total	ug/L	MW-9S	09/17/2018	ND	1.0000		1.0000
Arsenic, Total	ug/L	MW-9S	05/16/2019	ND	1.0000		1.0000
Arsenic, Total	ug/L	MW-9S	05/29/2020		1.5000	*	1.0000
Arsenic, Total	ug/L	MW-9S	11/09/2020	ND	1.0000		1.0000
Barium, Total	ug/L	MW-11S	04/07/2016		111.0000	*	92.8487
Barium, Total	ug/L	MW-11S	05/26/2016		101.0000	*	92.8487
Barium, Total	ug/L	MW-11S	08/10/2016		89.5000		92.8487
Barium, Total	ug/L	MW-11S	09/28/2016		81.2000		92.8487
Barium, Total	ug/L	MW-11S	11/30/2016		161.0000	*	92.8487
Barium, Total	ug/L	MW-11S	01/26/2017		86.1000		92.8487
Barium, Total	ug/L	MW-11S	05/24/2017		79.7000		92.8487
Barium, Total	ug/L	MW-11S	08/09/2017		300.0000	*	92.8487
Barium, Total	ug/L	MW-11S	05/29/2018		168.0000	*	92.8487
Barium, Total	ug/L	MW-11S	09/14/2018		90.6000		92.8487

* - Significantly increased over background.
 ** - Detect at limit for 100% NDs in background (NPPL only).
 *** - Manual exclusion.
 ND = Not Detected, Result = detection limit.

Table C-7

**Historical Downgradient Data for Constituent-Well Combinations
that Failed the Current Statistical Evaluation or
are in Verification Resampling Mode**

Constituent	Units	Well	Date	Result	Pred. Limit
Barium, Total	ug/L	MW-11S	05/15/2019	81.1000	92.8487
Barium, Total	ug/L	MW-11S	11/07/2019	76.7000	92.8487
Barium, Total	ug/L	MW-11S	05/27/2020	304.0000 *	92.8487
Barium, Total	ug/L	MW-11S	11/05/2020	76.2000	92.8487
Barium, Total	ug/L	MW-11S	05/05/2021	75.1000	92.8487
Barium, Total	ug/L	MW-11S	11/01/2021	74.3000	92.8487
Barium, Total	ug/L	MW-11S	05/11/2022	175.0000 *	92.8487
Barium, Total	ug/L	MW-11S	11/08/2022	69.4000	92.8487
Barium, Total	ug/L	MW-2S	04/05/2016	205.0000 *	92.8487
Barium, Total	ug/L	MW-2S	05/24/2016	158.0000 *	92.8487
Barium, Total	ug/L	MW-2S	08/08/2016	168.0000 *	92.8487
Barium, Total	ug/L	MW-2S	09/26/2016	180.0000 *	92.8487
Barium, Total	ug/L	MW-2S	11/28/2016	185.0000 *	92.8487
Barium, Total	ug/L	MW-2S	01/24/2017	97.4000 *	92.8487
Barium, Total	ug/L	MW-2S	05/22/2017	138.0000 *	92.8487
Barium, Total	ug/L	MW-2S	08/07/2017	127.0000 *	92.8487
Barium, Total	ug/L	MW-2S	05/29/2018	90.3000	92.8487
Barium, Total	ug/L	MW-2S	09/17/2018	86.0000	92.8487
Barium, Total	ug/L	MW-2S	05/14/2019	123.0000 *	92.8487
Barium, Total	ug/L	MW-2S	11/05/2019	195.0000 *	92.8487
Barium, Total	ug/L	MW-2S	05/19/2020	86.1000	92.8487
Barium, Total	ug/L	MW-2S	11/04/2020	137.0000 *	92.8487
Barium, Total	ug/L	MW-2S	05/03/2021	92.4000	92.8487
Barium, Total	ug/L	MW-2S	11/01/2021	103.0000 *	92.8487
Barium, Total	ug/L	MW-2S	05/04/2022	97.1000 *	92.8487
Barium, Total	ug/L	MW-2S	11/08/2022	230.0000 *	92.8487
Barium, Total	ug/L	MW-6S	04/06/2016	150.0000 *	92.8487
Barium, Total	ug/L	MW-6S	05/25/2016	112.0000 *	92.8487
Barium, Total	ug/L	MW-6S	08/09/2016	166.0000 *	92.8487
Barium, Total	ug/L	MW-6S	09/27/2016	160.0000 *	92.8487

* - Significantly increased over background.
 ** - Detect at limit for 100% NDs in background (NPPL only).
 *** - Manual exclusion.
 ND = Not Detected, Result = detection limit.

Table C-7

**Historical Downgradient Data for Constituent-Well Combinations
that Failed the Current Statistical Evaluation or
are in Verification Resampling Mode**

Constituent	Units	Well	Date		Result		Pred. Limit
Barium, Total	ug/L	MW-6S	11/29/2016		189.0000	*	92.8487
Barium, Total	ug/L	MW-6S	01/25/2017		105.0000	*	92.8487
Barium, Total	ug/L	MW-6S	05/23/2017		80.5000		92.8487
Barium, Total	ug/L	MW-6S	08/08/2017		80.6000		92.8487
Barium, Total	ug/L	MW-6S	05/30/2018		116.0000	*	92.8487
Barium, Total	ug/L	MW-6S	09/18/2018		132.0000	*	92.8487
Barium, Total	ug/L	MW-6S	05/14/2019		103.0000	*	92.8487
Barium, Total	ug/L	MW-6S	05/28/2020		141.0000	*	92.8487
Barium, Total	ug/L	MW-6S	11/09/2020		121.0000	*	92.8487
Barium, Total	ug/L	MW-6S	05/05/2021		113.0000	*	92.8487
Barium, Total	ug/L	MW-6S	11/01/2021		117.0000	*	92.8487
Barium, Total	ug/L	MW-6S	05/04/2022		132.0000	*	92.8487
Barium, Total	ug/L	MW-6S	11/02/2022		91.4000		92.8487
Beryllium, Total	ug/L	MW-11S	04/07/2016	ND	4.0000		0.2000
Beryllium, Total	ug/L	MW-11S	05/26/2016	ND	4.0000		0.2000
Beryllium, Total	ug/L	MW-11S	08/10/2016	ND	4.0000		0.2000
Beryllium, Total	ug/L	MW-11S	09/28/2016	ND	4.0000		0.2000
Beryllium, Total	ug/L	MW-11S	11/30/2016	ND	4.0000		0.2000
Beryllium, Total	ug/L	MW-11S	01/26/2017	ND	4.0000		0.2000
Beryllium, Total	ug/L	MW-11S	05/24/2017	ND	4.0000		0.2000
Beryllium, Total	ug/L	MW-11S	08/09/2017	ND	4.0000		0.2000
Beryllium, Total	ug/L	MW-11S	05/29/2018	ND	4.0000		0.2000
Beryllium, Total	ug/L	MW-11S	05/15/2019	ND	0.2000		0.2000
Beryllium, Total	ug/L	MW-11S	11/07/2019	ND	0.2000		0.2000
Beryllium, Total	ug/L	MW-11S	05/27/2020		0.7200	*	0.2000
Beryllium, Total	ug/L	MW-11S	11/05/2020	ND	0.2000		0.2000
Beryllium, Total	ug/L	MW-11S	05/05/2021	ND	0.2000		0.2000
Beryllium, Total	ug/L	MW-11S	05/11/2022		0.4000	*	0.2000
Chromium, Total	ug/L	MW-11S	04/07/2016	ND	10.0000		10.0000
Chromium, Total	ug/L	MW-11S	05/26/2016	ND	10.0000		10.0000

* - Significantly increased over background.
 ** - Detect at limit for 100% NDs in background (NPPL only).
 *** - Manual exclusion.
 ND = Not Detected, Result = detection limit.

Table C-7

**Historical Downgradient Data for Constituent-Well Combinations
that Failed the Current Statistical Evaluation or
are in Verification Resampling Mode**

Constituent	Units	Well	Date		Result		Pred. Limit
Chromium, Total	ug/L	MW-11S	08/10/2016	ND	10.0000		10.0000
Chromium, Total	ug/L	MW-11S	09/28/2016	ND	10.0000		10.0000
Chromium, Total	ug/L	MW-11S	11/30/2016		14.3000	*	10.0000
Chromium, Total	ug/L	MW-11S	01/26/2017	ND	10.0000		10.0000
Chromium, Total	ug/L	MW-11S	05/24/2017	ND	10.0000		10.0000
Chromium, Total	ug/L	MW-11S	08/09/2017		26.7000	*	10.0000
Chromium, Total	ug/L	MW-11S	05/29/2018		12.4000	*	10.0000
Chromium, Total	ug/L	MW-11S	09/14/2018	ND	10.0000		10.0000
Chromium, Total	ug/L	MW-11S	05/15/2019	ND	10.0000		10.0000
Chromium, Total	ug/L	MW-11S	11/07/2019	ND	10.0000		10.0000
Chromium, Total	ug/L	MW-11S	05/27/2020		34.2000	*	10.0000
Chromium, Total	ug/L	MW-11S	11/05/2020	ND	20.0000		10.0000
Chromium, Total	ug/L	MW-11S	05/05/2021	ND	10.0000		10.0000
Chromium, Total	ug/L	MW-11S	11/01/2021	ND	10.0000		10.0000
Chromium, Total	ug/L	MW-11S	05/11/2022		14.8000	*	10.0000
Chromium, Total	ug/L	MW-11S	11/08/2022	ND	10.0000		10.0000
Cobalt, Total	ug/L	MW-11S	04/07/2016	ND	10.0000		1.0000
Cobalt, Total	ug/L	MW-11S	05/26/2016	ND	5.0000		1.0000
Cobalt, Total	ug/L	MW-11S	08/10/2016	ND	5.0000		1.0000
Cobalt, Total	ug/L	MW-11S	09/28/2016	ND	5.0000		1.0000
Cobalt, Total	ug/L	MW-11S	11/30/2016	ND	5.0000		1.0000
Cobalt, Total	ug/L	MW-11S	01/26/2017	ND	5.0000		1.0000
Cobalt, Total	ug/L	MW-11S	05/24/2017	ND	5.0000		1.0000
Cobalt, Total	ug/L	MW-11S	08/09/2017		10.5000	*	1.0000
Cobalt, Total	ug/L	MW-11S	05/29/2018	ND	5.0000		1.0000
Cobalt, Total	ug/L	MW-11S	05/15/2019	ND	1.0000		1.0000
Cobalt, Total	ug/L	MW-11S	11/07/2019	ND	1.0000		1.0000
Cobalt, Total	ug/L	MW-11S	05/27/2020		10.7000	*	1.0000
Cobalt, Total	ug/L	MW-11S	11/05/2020	ND	1.0000		1.0000
Cobalt, Total	ug/L	MW-11S	05/05/2021	ND	1.0000		1.0000

* - Significantly increased over background.
 ** - Detect at limit for 100% NDs in background (NPPL only).
 *** - Manual exclusion.
 ND = Not Detected, Result = detection limit.

Table C-7

**Historical Downgradient Data for Constituent-Well Combinations
that Failed the Current Statistical Evaluation or
are in Verification Resampling Mode**

Constituent	Units	Well	Date		Result		Pred. Limit
Cobalt, Total	ug/L	MW-11S	11/01/2021	ND	1.0000		1.0000
Cobalt, Total	ug/L	MW-11S	05/11/2022		4.9000	*	1.0000
Cobalt, Total	ug/L	MW-11S	11/08/2022	ND	1.0000		1.0000
Cobalt, Total	ug/L	MW-5S	04/06/2016	ND	10.0000		1.0000
Cobalt, Total	ug/L	MW-5S	05/25/2016	ND	5.0000		1.0000
Cobalt, Total	ug/L	MW-5S	08/09/2016	ND	5.0000		1.0000
Cobalt, Total	ug/L	MW-5S	09/27/2016	ND	5.0000		1.0000
Cobalt, Total	ug/L	MW-5S	11/29/2016	ND	5.0000		1.0000
Cobalt, Total	ug/L	MW-5S	01/25/2017	ND	5.0000		1.0000
Cobalt, Total	ug/L	MW-5S	05/23/2017	ND	5.0000		1.0000
Cobalt, Total	ug/L	MW-5S	08/08/2017	ND	5.0000		1.0000
Cobalt, Total	ug/L	MW-5S	05/30/2018	ND	5.0000		1.0000
Cobalt, Total	ug/L	MW-5S	05/14/2019		1.2000	*	1.0000
Cobalt, Total	ug/L	MW-5S	05/18/2020		1.0000	**	1.0000
Cobalt, Total	ug/L	MW-5S	11/05/2020	ND	1.0000		1.0000
Cobalt, Total	ug/L	MW-5S	05/06/2021		1.3000	*	1.0000
Cobalt, Total	ug/L	MW-5S	11/01/2021	ND	1.0000		1.0000
Cobalt, Total	ug/L	MW-5S	05/04/2022	ND	1.0000		1.0000
Cobalt, Total	ug/L	MW-5S	11/11/2022		1.2000	*	1.0000
Cobalt, Total	ug/L	MW-6S	04/06/2016	ND	10.0000		1.0000
Cobalt, Total	ug/L	MW-6S	05/25/2016	ND	5.0000		1.0000
Cobalt, Total	ug/L	MW-6S	08/09/2016	ND	5.0000		1.0000
Cobalt, Total	ug/L	MW-6S	09/27/2016	ND	5.0000		1.0000
Cobalt, Total	ug/L	MW-6S	11/29/2016	ND	5.0000		1.0000
Cobalt, Total	ug/L	MW-6S	01/25/2017	ND	5.0000		1.0000
Cobalt, Total	ug/L	MW-6S	05/23/2017	ND	5.0000		1.0000
Cobalt, Total	ug/L	MW-6S	08/08/2017	ND	5.0000		1.0000
Cobalt, Total	ug/L	MW-6S	05/30/2018	ND	5.0000		1.0000
Cobalt, Total	ug/L	MW-6S	05/14/2019	ND	1.0000		1.0000
Cobalt, Total	ug/L	MW-6S	05/28/2020		2.4000	*	1.0000

* - Significantly increased over background.
 ** - Detect at limit for 100% NDs in background (NPPL only).
 *** - Manual exclusion.
 ND = Not Detected, Result = detection limit.

Table C-7

**Historical Downgradient Data for Constituent-Well Combinations
that Failed the Current Statistical Evaluation or
are in Verification Resampling Mode**

Constituent	Units	Well	Date		Result		Pred. Limit
Cobalt, Total	ug/L	MW-6S	11/09/2020		1.6000	*	1.0000
Cobalt, Total	ug/L	MW-6S	05/05/2021		1.8000	*	1.0000
Cobalt, Total	ug/L	MW-6S	11/01/2021		1.6000	*	1.0000
Cobalt, Total	ug/L	MW-6S	05/04/2022		1.5000	*	1.0000
Cobalt, Total	ug/L	MW-6S	11/02/2022		1.9000	*	1.0000
Cobalt, Total	ug/L	MW-8S	04/07/2016	ND	10.0000		1.0000
Cobalt, Total	ug/L	MW-8S	05/26/2016	ND	5.0000		1.0000
Cobalt, Total	ug/L	MW-8S	08/09/2016	ND	5.0000		1.0000
Cobalt, Total	ug/L	MW-8S	09/28/2016	ND	5.0000		1.0000
Cobalt, Total	ug/L	MW-8S	11/30/2016	ND	5.0000		1.0000
Cobalt, Total	ug/L	MW-8S	01/26/2017	ND	5.0000		1.0000
Cobalt, Total	ug/L	MW-8S	05/23/2017	ND	5.0000		1.0000
Cobalt, Total	ug/L	MW-8S	08/09/2017	ND	5.0000		1.0000
Cobalt, Total	ug/L	MW-8S	05/29/2018	ND	5.0000		1.0000
Cobalt, Total	ug/L	MW-8S	05/15/2019	ND	1.0000		1.0000
Cobalt, Total	ug/L	MW-8S	11/07/2019	ND	1.0000		1.0000
Cobalt, Total	ug/L	MW-8S	05/26/2020	ND	1.0000		1.0000
Cobalt, Total	ug/L	MW-8S	11/09/2020	ND	1.0000		1.0000
Cobalt, Total	ug/L	MW-8S	05/05/2021	ND	1.0000		1.0000
Cobalt, Total	ug/L	MW-8S	11/04/2021	ND	1.0000		1.0000
Cobalt, Total	ug/L	MW-8S	05/13/2022	ND	1.0000		1.0000
Cobalt, Total	ug/L	MW-8S	11/08/2022		3.9000	*	1.0000
Fluoride	mg/L	MW-10S	04/06/2016		3.5000	*	0.1300
Fluoride	mg/L	MW-10S	05/25/2016		3.0000	*	0.1300
Fluoride	mg/L	MW-10S	08/09/2016		2.2000	*	0.1300
Fluoride	mg/L	MW-10S	09/27/2016		2.6000	*	0.1300
Fluoride	mg/L	MW-10S	11/29/2016		3.1000	*	0.1300
Fluoride	mg/L	MW-10S	01/25/2017		2.7000	*	0.1300
Fluoride	mg/L	MW-10S	05/23/2017		2.4000	*	0.1300
Fluoride	mg/L	MW-10S	08/08/2017		2.1000	*	0.1300

* - Significantly increased over background.
 ** - Detect at limit for 100% NDs in background (NPPL only).
 *** - Manual exclusion.
 ND = Not Detected, Result = detection limit.

Table C-7

**Historical Downgradient Data for Constituent-Well Combinations
that Failed the Current Statistical Evaluation or
are in Verification Resampling Mode**

Constituent	Units	Well	Date	Result	Pred. Limit
Fluoride	mg/L	MW-10S	09/20/2017	1.8000 *	0.1300
Fluoride	mg/L	MW-10S	05/30/2018	2.2000 *	0.1300
Fluoride	mg/L	MW-10S	09/18/2018	2.7000 *	0.1300
Fluoride	mg/L	MW-10S	05/16/2019	2.5000 *	0.1300
Fluoride	mg/L	MW-10S	11/05/2019	2.1000 *	0.1300
Fluoride	mg/L	MW-10S	05/19/2020	2.0000 *	0.1300
Fluoride	mg/L	MW-10S	11/05/2020	2.4000 *	0.1300
Fluoride	mg/L	MW-10S	05/06/2021	2.5000 *	0.1300
Fluoride	mg/L	MW-10S	11/02/2021	2.5000 *	0.1300
Fluoride	mg/L	MW-10S	05/02/2022	2.6000 *	0.1300
Fluoride	mg/L	MW-10S	11/03/2022	3.0000 *	0.1300
Fluoride	mg/L	MW-11S	04/07/2016	1.2000 *	0.1300
Fluoride	mg/L	MW-11S	05/26/2016	1.3000 *	0.1300
Fluoride	mg/L	MW-11S	08/10/2016	1.4000 *	0.1300
Fluoride	mg/L	MW-11S	09/28/2016	1.5000 *	0.1300
Fluoride	mg/L	MW-11S	11/30/2016	1.5000 *	0.1300
Fluoride	mg/L	MW-11S	01/26/2017	1.6000 *	0.1300
Fluoride	mg/L	MW-11S	05/24/2017	1.5000 *	0.1300
Fluoride	mg/L	MW-11S	08/09/2017	1.5000 *	0.1300
Fluoride	mg/L	MW-11S	09/20/2017	1.6000 *	0.1300
Fluoride	mg/L	MW-11S	05/29/2018	1.5000 *	0.1300
Fluoride	mg/L	MW-11S	09/14/2018	1.4000 *	0.1300
Fluoride	mg/L	MW-11S	05/15/2019	1.4000 *	0.1300
Fluoride	mg/L	MW-11S	11/07/2019	1.4000 *	0.1300
Fluoride	mg/L	MW-11S	05/27/2020	1.6000 *	0.1300
Fluoride	mg/L	MW-11S	11/05/2020	1.6000 *	0.1300
Fluoride	mg/L	MW-11S	05/05/2021	1.4000 *	0.1300
Fluoride	mg/L	MW-11S	11/01/2021	1.4000 *	0.1300
Fluoride	mg/L	MW-11S	05/11/2022	1.8000 *	0.1300
Fluoride	mg/L	MW-11S	11/08/2022	1.7000 *	0.1300

* - Significantly increased over background.
 ** - Detect at limit for 100% NDs in background (NPPL only).
 *** - Manual exclusion.
 ND = Not Detected, Result = detection limit.

Table C-7

**Historical Downgradient Data for Constituent-Well Combinations
that Failed the Current Statistical Evaluation or
are in Verification Resampling Mode**

Constituent	Units	Well	Date	Result	Pred. Limit
Fluoride	mg/L	MW-12S	04/06/2016	0.3500 *	0.1300
Fluoride	mg/L	MW-12S	05/25/2016	0.3700 *	0.1300
Fluoride	mg/L	MW-12S	08/09/2016	0.3800 *	0.1300
Fluoride	mg/L	MW-12S	09/27/2016	0.3800 *	0.1300
Fluoride	mg/L	MW-12S	11/29/2016	0.4200 *	0.1300
Fluoride	mg/L	MW-12S	01/25/2017	0.5200 *	0.1300
Fluoride	mg/L	MW-12S	05/23/2017	0.5100 *	0.1300
Fluoride	mg/L	MW-12S	08/08/2017	0.5700 *	0.1300
Fluoride	mg/L	MW-12S	09/20/2017	0.7500 *	0.1300
Fluoride	mg/L	MW-12S	05/30/2018	1.8000 *	0.1300
Fluoride	mg/L	MW-12S	09/17/2018	1.7000 *	0.1300
Fluoride	mg/L	MW-12S	05/16/2019	1.5000 *	0.1300
Fluoride	mg/L	MW-12S	05/29/2020	1.8000 *	0.1300
Fluoride	mg/L	MW-12S	11/05/2020	1.8000 *	0.1300
Fluoride	mg/L	MW-12S	11/01/2021	1.8000 *	0.1300
Fluoride	mg/L	MW-12S	05/06/2022	2.1000 *	0.1300
Fluoride	mg/L	MW-13S	04/06/2016	0.5200 *	0.1300
Fluoride	mg/L	MW-13S	05/25/2016	0.5200 *	0.1300
Fluoride	mg/L	MW-13S	08/09/2016	0.4900 *	0.1300
Fluoride	mg/L	MW-13S	09/27/2016	0.5200 *	0.1300
Fluoride	mg/L	MW-13S	11/29/2016	0.5500 *	0.1300
Fluoride	mg/L	MW-13S	01/25/2017	0.5700 *	0.1300
Fluoride	mg/L	MW-13S	05/23/2017	0.6300 *	0.1300
Fluoride	mg/L	MW-13S	08/08/2017	0.7200 *	0.1300
Fluoride	mg/L	MW-13S	09/20/2017	0.6500 *	0.1300
Fluoride	mg/L	MW-13S	05/30/2018	0.8600 *	0.1300
Fluoride	mg/L	MW-13S	09/18/2018	0.8800 *	0.1300
Fluoride	mg/L	MW-13S	05/15/2019	0.8300 *	0.1300
Fluoride	mg/L	MW-13S	11/07/2019	0.7800 *	0.1300
Fluoride	mg/L	MW-13S	05/19/2020	0.9300 *	0.1300

* - Significantly increased over background.
 ** - Detect at limit for 100% NDs in background (NPPL only).
 *** - Manual exclusion.
 ND = Not Detected, Result = detection limit.

Table C-7

Historical Downgradient Data for Constituent-Well Combinations that Failed the Current Statistical Evaluation or are in Verification Resampling Mode

Constituent	Units	Well	Date	Result	Pred. Limit
Fluoride	mg/L	MW-13S	11/05/2020	0.9400 *	0.1300
Fluoride	mg/L	MW-13S	05/06/2021	0.9200 *	0.1300
Fluoride	mg/L	MW-13S	11/02/2021	0.8300 *	0.1300
Fluoride	mg/L	MW-13S	05/04/2022	1.1000 *	0.1300
Fluoride	mg/L	MW-13S	11/01/2022	0.9300 *	0.1300
Fluoride	mg/L	MW-1S	04/07/2016	0.5200 *	0.1300
Fluoride	mg/L	MW-1S	05/26/2016	0.5700 *	0.1300
Fluoride	mg/L	MW-1S	08/09/2016	0.4900 *	0.1300
Fluoride	mg/L	MW-1S	09/27/2016	0.5100 *	0.1300
Fluoride	mg/L	MW-1S	11/29/2016	0.5800 *	0.1300
Fluoride	mg/L	MW-1S	01/26/2017	0.6900 *	0.1300
Fluoride	mg/L	MW-1S	05/23/2017	0.6900 *	0.1300
Fluoride	mg/L	MW-1S	08/09/2017	0.7000 *	0.1300
Fluoride	mg/L	MW-1S	09/20/2017	0.6200 *	0.1300
Fluoride	mg/L	MW-1S	05/29/2018	0.6200 *	0.1300
Fluoride	mg/L	MW-1S	09/17/2018	0.6200 *	0.1300
Fluoride	mg/L	MW-1S	05/15/2019	0.5000 *	0.1300
Fluoride	mg/L	MW-1S	11/07/2019	0.4200 *	0.1300
Fluoride	mg/L	MW-1S	05/26/2020	0.3600 *	0.1300
Fluoride	mg/L	MW-1S	11/06/2020	0.3500 *	0.1300
Fluoride	mg/L	MW-1S	05/05/2021	0.2400 *	0.1300
Fluoride	mg/L	MW-1S	11/03/2021	0.3100 *	0.1300
Fluoride	mg/L	MW-1S	05/09/2022	0.4100 *	0.1300
Fluoride	mg/L	MW-1S	11/09/2022	0.4700 *	0.1300
Fluoride	mg/L	MW-2S	04/05/2016	0.8400 *	0.1300
Fluoride	mg/L	MW-2S	05/24/2016	1.1000 *	0.1300
Fluoride	mg/L	MW-2S	08/08/2016	1.2000 *	0.1300
Fluoride	mg/L	MW-2S	09/26/2016	1.8000 *	0.1300
Fluoride	mg/L	MW-2S	11/28/2016	1.3000 *	0.1300
Fluoride	mg/L	MW-2S	01/24/2017	2.4000 *	0.1300

* - Significantly increased over background.
 ** - Detect at limit for 100% NDs in background (NPPL only).
 *** - Manual exclusion.
 ND = Not Detected, Result = detection limit.

Table C-7

Historical Downgradient Data for Constituent-Well Combinations that Failed the Current Statistical Evaluation or are in Verification Resampling Mode

Constituent	Units	Well	Date	Result	Pred. Limit
Fluoride	mg/L	MW-2S	05/22/2017	1.4000 *	0.1300
Fluoride	mg/L	MW-2S	08/07/2017	1.8000 *	0.1300
Fluoride	mg/L	MW-2S	09/20/2017	1.6000 *	0.1300
Fluoride	mg/L	MW-2S	05/29/2018	1.1000 *	0.1300
Fluoride	mg/L	MW-2S	09/17/2018	1.8000 *	0.1300
Fluoride	mg/L	MW-2S	05/14/2019	0.9600 *	0.1300
Fluoride	mg/L	MW-2S	11/05/2019	0.7000 *	0.1300
Fluoride	mg/L	MW-2S	05/19/2020	0.5800 *	0.1300
Fluoride	mg/L	MW-2S	11/04/2020	0.2800 *	0.1300
Fluoride	mg/L	MW-2S	05/03/2021	0.4600 *	0.1300
Fluoride	mg/L	MW-2S	11/01/2021	0.5000 *	0.1300
Fluoride	mg/L	MW-2S	05/04/2022	0.3900 *	0.1300
Fluoride	mg/L	MW-2S	11/08/2022	0.2900 *	0.1300
Fluoride	mg/L	MW-3S	04/05/2016	1.9000 *	0.1300
Fluoride	mg/L	MW-3S	05/25/2016	1.8000 *	0.1300
Fluoride	mg/L	MW-3S	08/08/2016	1.4000 *	0.1300
Fluoride	mg/L	MW-3S	09/26/2016	1.0000 *	0.1300
Fluoride	mg/L	MW-3S	11/28/2016	1.3000 *	0.1300
Fluoride	mg/L	MW-3S	01/24/2017	1.2000 *	0.1300
Fluoride	mg/L	MW-3S	05/22/2017	0.7600 *	0.1300
Fluoride	mg/L	MW-3S	08/07/2017	0.8700 *	0.1300
Fluoride	mg/L	MW-3S	09/20/2017	0.7700 *	0.1300
Fluoride	mg/L	MW-3S	05/29/2018	0.5200 *	0.1300
Fluoride	mg/L	MW-3S	09/17/2018	0.3500 *	0.1300
Fluoride	mg/L	MW-3S	05/14/2019	0.2700 *	0.1300
Fluoride	mg/L	MW-3S	11/05/2019	0.2400 *	0.1300
Fluoride	mg/L	MW-3S	05/18/2020	0.2600 *	0.1300
Fluoride	mg/L	MW-3S	11/03/2020	0.2100 *	0.1300
Fluoride	mg/L	MW-3S	05/03/2021	0.1700 *	0.1300
Fluoride	mg/L	MW-3S	11/01/2021	0.1400 *	0.1300

* - Significantly increased over background.
 ** - Detect at limit for 100% NDs in background (NPPL only).
 *** - Manual exclusion.
 ND = Not Detected, Result = detection limit.

Table C-7

**Historical Downgradient Data for Constituent-Well Combinations
that Failed the Current Statistical Evaluation or
are in Verification Resampling Mode**

Constituent	Units	Well	Date		Result		Pred. Limit
Fluoride	mg/L	MW-3S	05/02/2022	ND	0.1000		0.1300
Fluoride	mg/L	MW-5S	04/06/2016		4.0000	*	0.1300
Fluoride	mg/L	MW-5S	05/25/2016		4.0000	*	0.1300
Fluoride	mg/L	MW-5S	08/09/2016		3.5000	*	0.1300
Fluoride	mg/L	MW-5S	09/27/2016		3.4000	*	0.1300
Fluoride	mg/L	MW-5S	11/29/2016		3.4000	*	0.1300
Fluoride	mg/L	MW-5S	01/25/2017		3.4000	*	0.1300
Fluoride	mg/L	MW-5S	05/23/2017		3.4000	*	0.1300
Fluoride	mg/L	MW-5S	08/08/2017		3.4000	*	0.1300
Fluoride	mg/L	MW-5S	09/20/2017		3.4000	*	0.1300
Fluoride	mg/L	MW-5S	05/30/2018		2.6000	*	0.1300
Fluoride	mg/L	MW-5S	09/18/2018		3.0000	*	0.1300
Fluoride	mg/L	MW-5S	05/14/2019		2.5000	*	0.1300
Fluoride	mg/L	MW-5S	05/18/2020		2.4000	*	0.1300
Fluoride	mg/L	MW-5S	11/05/2020		2.3000	*	0.1300
Fluoride	mg/L	MW-5S	05/06/2021		1.7000	*	0.1300
Fluoride	mg/L	MW-5S	11/01/2021		1.9000	*	0.1300
Fluoride	mg/L	MW-5S	05/04/2022		1.8000	*	0.1300
Fluoride	mg/L	MW-5S	11/11/2022		1.5000	*	0.1300
Fluoride	mg/L	MW-6S	04/06/2016		0.9300	*	0.1300
Fluoride	mg/L	MW-6S	05/25/2016		0.9400	*	0.1300
Fluoride	mg/L	MW-6S	08/09/2016		0.7600	*	0.1300
Fluoride	mg/L	MW-6S	09/27/2016		0.8400	*	0.1300
Fluoride	mg/L	MW-6S	11/29/2016		0.9100	*	0.1300
Fluoride	mg/L	MW-6S	01/25/2017		0.7400	*	0.1300
Fluoride	mg/L	MW-6S	05/23/2017		0.8300	*	0.1300
Fluoride	mg/L	MW-6S	08/08/2017		1.1000	*	0.1300
Fluoride	mg/L	MW-6S	09/20/2017		0.9300	*	0.1300
Fluoride	mg/L	MW-6S	05/30/2018		1.0000	*	0.1300
Fluoride	mg/L	MW-6S	09/18/2018		1.2000	*	0.1300

* - Significantly increased over background.
 ** - Detect at limit for 100% NDs in background (NPPL only).
 *** - Manual exclusion.
 ND = Not Detected, Result = detection limit.

Table C-7

**Historical Downgradient Data for Constituent-Well Combinations
that Failed the Current Statistical Evaluation or
are in Verification Resampling Mode**

Constituent	Units	Well	Date	Result	Pred. Limit
Fluoride	mg/L	MW-6S	05/14/2019	0.5500 *	0.1300
Fluoride	mg/L	MW-6S	05/28/2020	1.0000 *	0.1300
Fluoride	mg/L	MW-6S	11/09/2020	1.4000 *	0.1300
Fluoride	mg/L	MW-6S	05/05/2021	1.3000 *	0.1300
Fluoride	mg/L	MW-6S	11/01/2021	1.2000 *	0.1300
Fluoride	mg/L	MW-6S	05/04/2022	1.3000 *	0.1300
Fluoride	mg/L	MW-6S	11/02/2022	1.5000 *	0.1300
Fluoride	mg/L	MW-7S	04/06/2016	0.3400 *	0.1300
Fluoride	mg/L	MW-7S	05/25/2016	0.3800 *	0.1300
Fluoride	mg/L	MW-7S	08/09/2016	0.3400 *	0.1300
Fluoride	mg/L	MW-7S	09/27/2016	0.3600 *	0.1300
Fluoride	mg/L	MW-7S	11/29/2016	0.3600 *	0.1300
Fluoride	mg/L	MW-7S	01/25/2017	0.3400 *	0.1300
Fluoride	mg/L	MW-7S	05/23/2017	0.3700 *	0.1300
Fluoride	mg/L	MW-7S	08/08/2017	0.4100 *	0.1300
Fluoride	mg/L	MW-7S	09/20/2017	0.4000 *	0.1300
Fluoride	mg/L	MW-7S	05/30/2018	0.4200 *	0.1300
Fluoride	mg/L	MW-7S	09/18/2018	0.4500 *	0.1300
Fluoride	mg/L	MW-7S	05/15/2019	0.5000 *	0.1300
Fluoride	mg/L	MW-7S	11/06/2019	0.4600 *	0.1300
Fluoride	mg/L	MW-7S	05/27/2020	0.5700 *	0.1300
Fluoride	mg/L	MW-7S	11/17/2020	0.5400 *	0.1300
Fluoride	mg/L	MW-7S	05/06/2021	0.5100 *	0.1300
Fluoride	mg/L	MW-7S	11/02/2021	0.5000 *	0.1300
Fluoride	mg/L	MW-7S	05/04/2022	0.7200 *	0.1300
Fluoride	mg/L	MW-7S	11/02/2022	0.5800 *	0.1300
Fluoride	mg/L	MW-8S	04/07/2016	0.1700 *	0.1300
Fluoride	mg/L	MW-8S	05/26/2016	0.2300 *	0.1300
Fluoride	mg/L	MW-8S	08/09/2016	0.2000 *	0.1300
Fluoride	mg/L	MW-8S	09/28/2016	0.2000 *	0.1300

* - Significantly increased over background.
 ** - Detect at limit for 100% NDs in background (NPPL only).
 *** - Manual exclusion.
 ND = Not Detected, Result = detection limit.

Table C-7

**Historical Downgradient Data for Constituent-Well Combinations
that Failed the Current Statistical Evaluation or
are in Verification Resampling Mode**

Constituent	Units	Well	Date		Result		Pred. Limit
Fluoride	mg/L	MW-8S	11/30/2016		0.2000	*	0.1300
Fluoride	mg/L	MW-8S	01/26/2017		0.1800	*	0.1300
Fluoride	mg/L	MW-8S	05/23/2017		0.1600	*	0.1300
Fluoride	mg/L	MW-8S	08/09/2017		0.1600	*	0.1300
Fluoride	mg/L	MW-8S	09/20/2017		0.1700	*	0.1300
Fluoride	mg/L	MW-8S	05/29/2018		0.1400	*	0.1300
Fluoride	mg/L	MW-8S	09/17/2018	ND	0.1000		0.1300
Fluoride	mg/L	MW-8S	05/15/2019		0.1700	*	0.1300
Fluoride	mg/L	MW-8S	11/07/2019		0.1300		0.1300
Fluoride	mg/L	MW-8S	05/26/2020		0.1100		0.1300
Fluoride	mg/L	MW-8S	11/09/2020		0.1500	*	0.1300
Fluoride	mg/L	MW-8S	05/05/2021	ND	0.1000		0.1300
Fluoride	mg/L	MW-8S	11/04/2021		0.1200		0.1300
Fluoride	mg/L	MW-8S	05/13/2022	ND	0.1000		0.1300
Fluoride	mg/L	MW-8S	11/08/2022		0.1600	*	0.1300
Fluoride	mg/L	MW-9S	04/06/2016	ND	0.1000		0.1300
Fluoride	mg/L	MW-9S	05/25/2016	ND	0.1000		0.1300
Fluoride	mg/L	MW-9S	08/08/2016	ND	0.1000		0.1300
Fluoride	mg/L	MW-9S	09/27/2016	ND	0.1000		0.1300
Fluoride	mg/L	MW-9S	11/28/2016		0.1500	*	0.1300
Fluoride	mg/L	MW-9S	01/25/2017		0.1000		0.1300
Fluoride	mg/L	MW-9S	05/23/2017	ND	0.1000		0.1300
Fluoride	mg/L	MW-9S	08/08/2017	ND	0.1000		0.1300
Fluoride	mg/L	MW-9S	09/20/2017	ND	0.1000		0.1300
Fluoride	mg/L	MW-9S	05/30/2018	ND	0.1000		0.1300
Fluoride	mg/L	MW-9S	09/17/2018	ND	0.1000		0.1300
Fluoride	mg/L	MW-9S	05/16/2019		0.1600	*	0.1300
Fluoride	mg/L	MW-9S	05/29/2020	ND	0.1000		0.1300
Fluoride	mg/L	MW-9S	11/09/2020		0.2100	*	0.1300
Lithium, Total	ug/L	MW-10S	04/06/2016		106.0000	*	20.0000

* - Significantly increased over background.
 ** - Detect at limit for 100% NDs in background (NPPL only).
 *** - Manual exclusion.
 ND = Not Detected, Result = detection limit.

Table C-7

**Historical Downgradient Data for Constituent-Well Combinations
that Failed the Current Statistical Evaluation or
are in Verification Resampling Mode**

Constituent	Units	Well	Date		Result		Pred. Limit
Lithium, Total	ug/L	MW-10S	05/25/2016		94.9000	*	20.0000
Lithium, Total	ug/L	MW-10S	08/09/2016		98.6000	*	20.0000
Lithium, Total	ug/L	MW-10S	09/27/2016		79.3000	*	20.0000
Lithium, Total	ug/L	MW-10S	11/29/2016		96.6000	*	20.0000
Lithium, Total	ug/L	MW-10S	01/25/2017		95.2000	*	20.0000
Lithium, Total	ug/L	MW-10S	05/23/2017		72.0000	*	20.0000
Lithium, Total	ug/L	MW-10S	08/08/2017		93.2000	*	20.0000
Lithium, Total	ug/L	MW-10S	05/30/2018		57.0000	*	20.0000
Lithium, Total	ug/L	MW-10S	09/18/2018		59.2000	*	20.0000
Lithium, Total	ug/L	MW-10S	05/16/2019		69.5000	*	20.0000
Lithium, Total	ug/L	MW-10S	11/05/2019		60.5000	*	20.0000
Lithium, Total	ug/L	MW-10S	05/19/2020		75.8000	*	20.0000
Lithium, Total	ug/L	MW-10S	11/05/2020		49.9000	*	20.0000
Lithium, Total	ug/L	MW-10S	05/06/2021		45.3000	*	20.0000
Lithium, Total	ug/L	MW-10S	11/02/2021		53.3000	*	20.0000
Lithium, Total	ug/L	MW-10S	05/02/2022		40.8000	*	20.0000
Lithium, Total	ug/L	MW-10S	11/03/2022		33.0000	*	20.0000
Lithium, Total	ug/L	MW-11S	04/07/2016	ND	20.0000		20.0000
Lithium, Total	ug/L	MW-11S	05/26/2016	ND	20.0000		20.0000
Lithium, Total	ug/L	MW-11S	08/10/2016	ND	20.0000		20.0000
Lithium, Total	ug/L	MW-11S	09/28/2016	ND	20.0000		20.0000
Lithium, Total	ug/L	MW-11S	11/30/2016		21.7000	*	20.0000
Lithium, Total	ug/L	MW-11S	01/26/2017	ND	20.0000		20.0000
Lithium, Total	ug/L	MW-11S	05/24/2017	ND	20.0000		20.0000
Lithium, Total	ug/L	MW-11S	08/09/2017		39.0000	*	20.0000
Lithium, Total	ug/L	MW-11S	05/29/2018	ND	20.0000		20.0000
Lithium, Total	ug/L	MW-11S	09/14/2018	ND	20.0000		20.0000
Lithium, Total	ug/L	MW-11S	05/15/2019	ND	20.0000		20.0000
Lithium, Total	ug/L	MW-11S	11/07/2019	ND	20.0000		20.0000
Lithium, Total	ug/L	MW-11S	05/27/2020		41.3000	*	20.0000

* - Significantly increased over background.
 ** - Detect at limit for 100% NDs in background (NPPL only).
 *** - Manual exclusion.
 ND = Not Detected, Result = detection limit.

Table C-7

**Historical Downgradient Data for Constituent-Well Combinations
that Failed the Current Statistical Evaluation or
are in Verification Resampling Mode**

Constituent	Units	Well	Date		Result		Pred. Limit
Lithium, Total	ug/L	MW-11S	11/05/2020	ND	20.0000		20.0000
Lithium, Total	ug/L	MW-11S	05/05/2021	ND	20.0000		20.0000
Lithium, Total	ug/L	MW-11S	11/01/2021	ND	20.0000		20.0000
Lithium, Total	ug/L	MW-11S	05/11/2022	*	25.1000		20.0000
Lithium, Total	ug/L	MW-11S	11/08/2022	ND	20.0000		20.0000
Lithium, Total	ug/L	MW-12S	04/06/2016		215.0000	*	20.0000
Lithium, Total	ug/L	MW-12S	05/25/2016		196.0000	*	20.0000
Lithium, Total	ug/L	MW-12S	08/09/2016		193.0000	*	20.0000
Lithium, Total	ug/L	MW-12S	09/27/2016		176.0000	*	20.0000
Lithium, Total	ug/L	MW-12S	11/29/2016		189.0000	*	20.0000
Lithium, Total	ug/L	MW-12S	01/25/2017		158.0000	*	20.0000
Lithium, Total	ug/L	MW-12S	05/23/2017		155.0000	*	20.0000
Lithium, Total	ug/L	MW-12S	08/08/2017		160.0000	*	20.0000
Lithium, Total	ug/L	MW-12S	05/30/2018		106.0000	*	20.0000
Lithium, Total	ug/L	MW-12S	09/17/2018		116.0000	*	20.0000
Lithium, Total	ug/L	MW-12S	05/16/2019		127.0000	*	20.0000
Lithium, Total	ug/L	MW-12S	05/29/2020		97.5000	*	20.0000
Lithium, Total	ug/L	MW-12S	11/05/2020		84.6000	*	20.0000
Lithium, Total	ug/L	MW-12S	11/01/2021		73.2000	*	20.0000
Lithium, Total	ug/L	MW-12S	05/06/2022		67.8000	*	20.0000
Lithium, Total	ug/L	MW-13S	04/06/2016		89.0000	*	20.0000
Lithium, Total	ug/L	MW-13S	05/25/2016		105.0000	*	20.0000
Lithium, Total	ug/L	MW-13S	08/09/2016		116.0000	*	20.0000
Lithium, Total	ug/L	MW-13S	09/27/2016		119.0000	*	20.0000
Lithium, Total	ug/L	MW-13S	11/29/2016		148.0000	*	20.0000
Lithium, Total	ug/L	MW-13S	01/25/2017		143.0000	*	20.0000
Lithium, Total	ug/L	MW-13S	05/23/2017		116.0000	*	20.0000
Lithium, Total	ug/L	MW-13S	08/08/2017		107.0000	*	20.0000
Lithium, Total	ug/L	MW-13S	05/30/2018		91.4000	*	20.0000
Lithium, Total	ug/L	MW-13S	09/18/2018		84.6000	*	20.0000

* - Significantly increased over background.
 ** - Detect at limit for 100% NDs in background (NPPL only).
 *** - Manual exclusion.
 ND = Not Detected, Result = detection limit.

Table C-7

**Historical Downgradient Data for Constituent-Well Combinations
that Failed the Current Statistical Evaluation or
are in Verification Resampling Mode**

Constituent	Units	Well	Date		Result		Pred. Limit
Lithium, Total	ug/L	MW-13S	05/15/2019		99.7000	*	20.0000
Lithium, Total	ug/L	MW-13S	11/07/2019		75.1000	*	20.0000
Lithium, Total	ug/L	MW-13S	05/19/2020		83.6000	*	20.0000
Lithium, Total	ug/L	MW-13S	11/05/2020		69.3000	*	20.0000
Lithium, Total	ug/L	MW-13S	05/06/2021		62.5000	*	20.0000
Lithium, Total	ug/L	MW-13S	11/02/2021		73.3000	*	20.0000
Lithium, Total	ug/L	MW-13S	05/04/2022		62.2000	*	20.0000
Lithium, Total	ug/L	MW-13S	11/01/2022		63.0000	*	20.0000
Lithium, Total	ug/L	MW-2S	04/05/2016		112.0000	*	20.0000
Lithium, Total	ug/L	MW-2S	05/24/2016		87.6000	*	20.0000
Lithium, Total	ug/L	MW-2S	08/08/2016		87.9000	*	20.0000
Lithium, Total	ug/L	MW-2S	09/26/2016		71.9000	*	20.0000
Lithium, Total	ug/L	MW-2S	11/28/2016		88.2000	*	20.0000
Lithium, Total	ug/L	MW-2S	01/24/2017		72.6000	*	20.0000
Lithium, Total	ug/L	MW-2S	05/22/2017		60.6000	*	20.0000
Lithium, Total	ug/L	MW-2S	08/07/2017		75.2000	*	20.0000
Lithium, Total	ug/L	MW-2S	05/29/2018		25.7000	*	20.0000
Lithium, Total	ug/L	MW-2S	09/17/2018		25.1000	*	20.0000
Lithium, Total	ug/L	MW-2S	05/14/2019	ND	20.0000		20.0000
Lithium, Total	ug/L	MW-2S	11/05/2019		26.1000	*	20.0000
Lithium, Total	ug/L	MW-2S	05/19/2020	ND	20.0000		20.0000
Lithium, Total	ug/L	MW-2S	11/04/2020		23.0000	*	20.0000
Lithium, Total	ug/L	MW-2S	05/03/2021	ND	20.0000		20.0000
Lithium, Total	ug/L	MW-2S	11/01/2021	ND	20.0000		20.0000
Lithium, Total	ug/L	MW-2S	05/04/2022	ND	20.0000		20.0000
Lithium, Total	ug/L	MW-2S	11/08/2022		21.6000	*	20.0000
Lithium, Total	ug/L	MW-4S	04/05/2016		23.9000	*	20.0000
Lithium, Total	ug/L	MW-4S	05/25/2016		21.5000	*	20.0000
Lithium, Total	ug/L	MW-4S	08/08/2016		20.7000	*	20.0000
Lithium, Total	ug/L	MW-4S	09/26/2016	ND	20.0000		20.0000

* - Significantly increased over background.
 ** - Detect at limit for 100% NDs in background (NPPL only).
 *** - Manual exclusion.
 ND = Not Detected, Result = detection limit.

Table C-7

**Historical Downgradient Data for Constituent-Well Combinations
that Failed the Current Statistical Evaluation or
are in Verification Resampling Mode**

Constituent	Units	Well	Date		Result		Pred. Limit
Lithium, Total	ug/L	MW-4S	11/29/2016		25.4000	*	20.0000
Lithium, Total	ug/L	MW-4S	01/24/2017		20.9000	*	20.0000
Lithium, Total	ug/L	MW-4S	05/22/2017	ND	20.0000		20.0000
Lithium, Total	ug/L	MW-4S	08/07/2017		22.2000	*	20.0000
Lithium, Total	ug/L	MW-4S	05/29/2018	ND	20.0000		20.0000
Lithium, Total	ug/L	MW-4S	09/14/2018	ND	20.0000		20.0000
Lithium, Total	ug/L	MW-4S	05/14/2019	ND	20.0000		20.0000
Lithium, Total	ug/L	MW-4S	06/05/2020	ND	20.0000		20.0000
Lithium, Total	ug/L	MW-4S	11/03/2020	ND	20.0000		20.0000
Lithium, Total	ug/L	MW-4S	11/01/2021		23.4000	*	20.0000
Lithium, Total	ug/L	MW-4S	05/04/2022	ND	20.0000		20.0000
Lithium, Total	ug/L	MW-5S	04/06/2016		89.6000	*	20.0000
Lithium, Total	ug/L	MW-5S	05/25/2016		78.3000	*	20.0000
Lithium, Total	ug/L	MW-5S	08/09/2016		75.3000	*	20.0000
Lithium, Total	ug/L	MW-5S	09/27/2016		76.3000	*	20.0000
Lithium, Total	ug/L	MW-5S	11/29/2016		94.6000	*	20.0000
Lithium, Total	ug/L	MW-5S	01/25/2017		85.7000	*	20.0000
Lithium, Total	ug/L	MW-5S	05/23/2017		57.4000	*	20.0000
Lithium, Total	ug/L	MW-5S	08/08/2017		63.9000	*	20.0000
Lithium, Total	ug/L	MW-5S	05/30/2018		57.5000	*	20.0000
Lithium, Total	ug/L	MW-5S	09/18/2018		52.8000	*	20.0000
Lithium, Total	ug/L	MW-5S	05/14/2019		59.9000	*	20.0000
Lithium, Total	ug/L	MW-5S	05/18/2020		54.9000	*	20.0000
Lithium, Total	ug/L	MW-5S	11/05/2020		41.7000	*	20.0000
Lithium, Total	ug/L	MW-5S	05/06/2021		42.2000	*	20.0000
Lithium, Total	ug/L	MW-5S	11/01/2021		46.2000	*	20.0000
Lithium, Total	ug/L	MW-5S	05/04/2022		46.5000	*	20.0000
Lithium, Total	ug/L	MW-5S	11/11/2022		44.7000	*	20.0000
Lithium, Total	ug/L	MW-6S	04/06/2016		112.0000	*	20.0000
Lithium, Total	ug/L	MW-6S	05/25/2016		99.0000	*	20.0000

* - Significantly increased over background.
 ** - Detect at limit for 100% NDs in background (NPPL only).
 *** - Manual exclusion.
 ND = Not Detected, Result = detection limit.

Table C-7

**Historical Downgradient Data for Constituent-Well Combinations
that Failed the Current Statistical Evaluation or
are in Verification Resampling Mode**

Constituent	Units	Well	Date		Result		Pred. Limit
Lithium, Total	ug/L	MW-6S	08/09/2016		102.0000	*	20.0000
Lithium, Total	ug/L	MW-6S	09/27/2016		89.1000	*	20.0000
Lithium, Total	ug/L	MW-6S	11/29/2016		101.0000	*	20.0000
Lithium, Total	ug/L	MW-6S	01/25/2017		114.0000	*	20.0000
Lithium, Total	ug/L	MW-6S	05/23/2017		99.0000	*	20.0000
Lithium, Total	ug/L	MW-6S	08/08/2017		86.5000	*	20.0000
Lithium, Total	ug/L	MW-6S	05/30/2018		75.8000	*	20.0000
Lithium, Total	ug/L	MW-6S	09/18/2018		58.4000	*	20.0000
Lithium, Total	ug/L	MW-6S	05/14/2019		117.0000	*	20.0000
Lithium, Total	ug/L	MW-6S	05/28/2020		84.5000	*	20.0000
Lithium, Total	ug/L	MW-6S	11/09/2020		61.9000	*	20.0000
Lithium, Total	ug/L	MW-6S	05/05/2021		62.6000	*	20.0000
Lithium, Total	ug/L	MW-6S	11/01/2021		73.0000	*	20.0000
Lithium, Total	ug/L	MW-6S	05/04/2022		71.2000	*	20.0000
Lithium, Total	ug/L	MW-6S	11/02/2022		48.7000	*	20.0000
Lithium, Total	ug/L	MW-7S	04/06/2016		116.0000	*	20.0000
Lithium, Total	ug/L	MW-7S	05/25/2016		110.0000	*	20.0000
Lithium, Total	ug/L	MW-7S	08/09/2016		109.0000	*	20.0000
Lithium, Total	ug/L	MW-7S	09/27/2016		101.0000	*	20.0000
Lithium, Total	ug/L	MW-7S	11/29/2016		128.0000	*	20.0000
Lithium, Total	ug/L	MW-7S	01/25/2017		145.0000	*	20.0000
Lithium, Total	ug/L	MW-7S	05/23/2017		135.0000	*	20.0000
Lithium, Total	ug/L	MW-7S	08/08/2017		131.0000	*	20.0000
Lithium, Total	ug/L	MW-7S	05/30/2018		103.0000	*	20.0000
Lithium, Total	ug/L	MW-7S	09/18/2018		94.3000	*	20.0000
Lithium, Total	ug/L	MW-7S	05/15/2019		106.0000	*	20.0000
Lithium, Total	ug/L	MW-7S	11/06/2019		89.8000	*	20.0000
Lithium, Total	ug/L	MW-7S	05/27/2020		87.1000	*	20.0000
Lithium, Total	ug/L	MW-7S	11/17/2020		86.8000	*	20.0000
Lithium, Total	ug/L	MW-7S	05/06/2021		81.7000	*	20.0000

* - Significantly increased over background.
 ** - Detect at limit for 100% NDs in background (NPPL only).
 *** - Manual exclusion.
 ND = Not Detected, Result = detection limit.

Table C-7

**Historical Downgradient Data for Constituent-Well Combinations
that Failed the Current Statistical Evaluation or
are in Verification Resampling Mode**

Constituent	Units	Well	Date	Result	Pred. Limit
Lithium, Total	ug/L	MW-7S	11/02/2021	85.8000 *	20.0000
Lithium, Total	ug/L	MW-7S	05/04/2022	86.7000 *	20.0000
Lithium, Total	ug/L	MW-7S	11/02/2022	86.8000 *	20.0000
Lithium, Total	ug/L	MW-8S	04/07/2016	182.0000 *	20.0000
Lithium, Total	ug/L	MW-8S	05/26/2016	135.0000 *	20.0000
Lithium, Total	ug/L	MW-8S	08/09/2016	204.0000 *	20.0000
Lithium, Total	ug/L	MW-8S	09/28/2016	184.0000 *	20.0000
Lithium, Total	ug/L	MW-8S	11/30/2016	184.0000 *	20.0000
Lithium, Total	ug/L	MW-8S	01/26/2017	155.0000 *	20.0000
Lithium, Total	ug/L	MW-8S	05/23/2017	94.0000 *	20.0000
Lithium, Total	ug/L	MW-8S	08/09/2017	73.8000 *	20.0000
Lithium, Total	ug/L	MW-8S	05/29/2018	132.0000 *	20.0000
Lithium, Total	ug/L	MW-8S	09/17/2018	147.0000 *	20.0000
Lithium, Total	ug/L	MW-8S	05/15/2019	124.0000 *	20.0000
Lithium, Total	ug/L	MW-8S	11/07/2019	174.0000 *	20.0000
Lithium, Total	ug/L	MW-8S	05/26/2020	124.0000 *	20.0000
Lithium, Total	ug/L	MW-8S	11/09/2020	188.0000 *	20.0000
Lithium, Total	ug/L	MW-8S	05/05/2021	123.0000 *	20.0000
Lithium, Total	ug/L	MW-8S	11/04/2021	137.0000 *	20.0000
Lithium, Total	ug/L	MW-8S	05/13/2022	101.0000 *	20.0000
Lithium, Total	ug/L	MW-8S	11/08/2022	169.0000 *	20.0000
Lithium, Total	ug/L	MW-9S	04/06/2016	126.0000 *	20.0000
Lithium, Total	ug/L	MW-9S	05/25/2016	110.0000 *	20.0000
Lithium, Total	ug/L	MW-9S	08/08/2016	103.0000 *	20.0000
Lithium, Total	ug/L	MW-9S	09/27/2016	84.9000 *	20.0000
Lithium, Total	ug/L	MW-9S	11/28/2016	116.0000 *	20.0000
Lithium, Total	ug/L	MW-9S	01/25/2017	114.0000 *	20.0000
Lithium, Total	ug/L	MW-9S	05/23/2017	86.7000 *	20.0000
Lithium, Total	ug/L	MW-9S	08/08/2017	90.6000 *	20.0000
Lithium, Total	ug/L	MW-9S	05/30/2018	93.3000 *	20.0000

* - Significantly increased over background.
 ** - Detect at limit for 100% NDs in background (NPPL only).
 *** - Manual exclusion.
 ND = Not Detected, Result = detection limit.

Table C-7

**Historical Downgradient Data for Constituent-Well Combinations
that Failed the Current Statistical Evaluation or
are in Verification Resampling Mode**

Constituent	Units	Well	Date	Result	Pred. Limit
Lithium, Total	ug/L	MW-9S	09/17/2018	89.4000 *	20.0000
Lithium, Total	ug/L	MW-9S	05/16/2019	70.3000 *	20.0000
Lithium, Total	ug/L	MW-9S	05/29/2020	86.0000 *	20.0000
Lithium, Total	ug/L	MW-9S	11/09/2020	72.7000 *	20.0000
Molybdenum, Total	ug/L	MW-10S	04/06/2016	324.0000 *	10.0000
Molybdenum, Total	ug/L	MW-10S	05/25/2016	299.0000 *	10.0000
Molybdenum, Total	ug/L	MW-10S	08/09/2016	279.0000 *	10.0000
Molybdenum, Total	ug/L	MW-10S	09/27/2016	247.0000 *	10.0000
Molybdenum, Total	ug/L	MW-10S	11/29/2016	241.0000 *	10.0000
Molybdenum, Total	ug/L	MW-10S	01/25/2017	200.0000 *	10.0000
Molybdenum, Total	ug/L	MW-10S	05/23/2017	219.0000 *	10.0000
Molybdenum, Total	ug/L	MW-10S	08/08/2017	166.0000 *	10.0000
Molybdenum, Total	ug/L	MW-10S	05/30/2018	138.0000 *	10.0000
Molybdenum, Total	ug/L	MW-10S	09/18/2018	117.0000 *	10.0000
Molybdenum, Total	ug/L	MW-10S	05/16/2019	93.4000 *	10.0000
Molybdenum, Total	ug/L	MW-10S	11/05/2019	93.4000 *	10.0000
Molybdenum, Total	ug/L	MW-10S	05/19/2020	82.7000 *	10.0000
Molybdenum, Total	ug/L	MW-10S	11/05/2020	77.4000 *	10.0000
Molybdenum, Total	ug/L	MW-10S	05/06/2021	72.2000 *	10.0000
Molybdenum, Total	ug/L	MW-10S	11/02/2021	71.2000 *	10.0000
Molybdenum, Total	ug/L	MW-10S	05/02/2022	65.0000 *	10.0000
Molybdenum, Total	ug/L	MW-10S	11/03/2022	69.6000 *	10.0000
Molybdenum, Total	ug/L	MW-11S	04/07/2016	77.3000 *	10.0000
Molybdenum, Total	ug/L	MW-11S	05/26/2016	81.5000 *	10.0000
Molybdenum, Total	ug/L	MW-11S	08/10/2016	82.0000 *	10.0000
Molybdenum, Total	ug/L	MW-11S	09/28/2016	80.7000 *	10.0000
Molybdenum, Total	ug/L	MW-11S	11/30/2016	82.9000 *	10.0000
Molybdenum, Total	ug/L	MW-11S	01/26/2017	83.4000 *	10.0000
Molybdenum, Total	ug/L	MW-11S	05/24/2017	78.7000 *	10.0000
Molybdenum, Total	ug/L	MW-11S	08/09/2017	73.5000 *	10.0000

* - Significantly increased over background.
 ** - Detect at limit for 100% NDs in background (NPPL only).
 *** - Manual exclusion.
 ND = Not Detected, Result = detection limit.

Table C-7

**Historical Downgradient Data for Constituent-Well Combinations
that Failed the Current Statistical Evaluation or
are in Verification Resampling Mode**

Constituent	Units	Well	Date	Result	Pred. Limit
Molybdenum, Total	ug/L	MW-11S	05/29/2018	73.3000 *	10.0000
Molybdenum, Total	ug/L	MW-11S	09/14/2018	74.4000 *	10.0000
Molybdenum, Total	ug/L	MW-11S	05/15/2019	73.2000 *	10.0000
Molybdenum, Total	ug/L	MW-11S	11/07/2019	75.9000 *	10.0000
Molybdenum, Total	ug/L	MW-11S	05/27/2020	83.3000 *	10.0000
Molybdenum, Total	ug/L	MW-11S	11/05/2020	80.6000 *	10.0000
Molybdenum, Total	ug/L	MW-11S	05/05/2021	77.6000 *	10.0000
Molybdenum, Total	ug/L	MW-11S	11/01/2021	76.1000 *	10.0000
Molybdenum, Total	ug/L	MW-11S	05/11/2022	82.5000 *	10.0000
Molybdenum, Total	ug/L	MW-11S	11/08/2022	73.8000 *	10.0000
Molybdenum, Total	ug/L	MW-12S	04/06/2016	256.0000 *	10.0000
Molybdenum, Total	ug/L	MW-12S	05/25/2016	274.0000 *	10.0000
Molybdenum, Total	ug/L	MW-12S	08/09/2016	279.0000 *	10.0000
Molybdenum, Total	ug/L	MW-12S	09/27/2016	265.0000 *	10.0000
Molybdenum, Total	ug/L	MW-12S	11/29/2016	269.0000 *	10.0000
Molybdenum, Total	ug/L	MW-12S	01/25/2017	227.0000 *	10.0000
Molybdenum, Total	ug/L	MW-12S	05/23/2017	273.0000 *	10.0000
Molybdenum, Total	ug/L	MW-12S	08/08/2017	283.0000 *	10.0000
Molybdenum, Total	ug/L	MW-12S	05/30/2018	287.0000 *	10.0000
Molybdenum, Total	ug/L	MW-12S	09/17/2018	294.0000 *	10.0000
Molybdenum, Total	ug/L	MW-12S	05/16/2019	241.0000 *	10.0000
Molybdenum, Total	ug/L	MW-12S	05/29/2020	198.0000 *	10.0000
Molybdenum, Total	ug/L	MW-12S	11/05/2020	196.0000 *	10.0000
Molybdenum, Total	ug/L	MW-12S	11/01/2021	144.0000 *	10.0000
Molybdenum, Total	ug/L	MW-12S	05/06/2022	118.0000 *	10.0000
Molybdenum, Total	ug/L	MW-13S	04/06/2016	577.0000 *	10.0000
Molybdenum, Total	ug/L	MW-13S	05/25/2016	563.0000 *	10.0000
Molybdenum, Total	ug/L	MW-13S	08/09/2016	552.0000 *	10.0000
Molybdenum, Total	ug/L	MW-13S	09/27/2016	517.0000 *	10.0000
Molybdenum, Total	ug/L	MW-13S	11/29/2016	517.0000 *	10.0000

* - Significantly increased over background.
 ** - Detect at limit for 100% NDs in background (NPPL only).
 *** - Manual exclusion.
 ND = Not Detected, Result = detection limit.

Table C-7

**Historical Downgradient Data for Constituent-Well Combinations
that Failed the Current Statistical Evaluation or
are in Verification Resampling Mode**

Constituent	Units	Well	Date		Result		Pred. Limit
Molybdenum, Total	ug/L	MW-13S	01/25/2017		481.0000	*	10.0000
Molybdenum, Total	ug/L	MW-13S	05/23/2017		508.0000	*	10.0000
Molybdenum, Total	ug/L	MW-13S	08/08/2017		511.0000	*	10.0000
Molybdenum, Total	ug/L	MW-13S	05/30/2018		720.0000	*	10.0000
Molybdenum, Total	ug/L	MW-13S	09/18/2018		770.0000	*	10.0000
Molybdenum, Total	ug/L	MW-13S	05/15/2019		782.0000	*	10.0000
Molybdenum, Total	ug/L	MW-13S	11/07/2019		809.0000	*	10.0000
Molybdenum, Total	ug/L	MW-13S	05/19/2020		746.0000	*	10.0000
Molybdenum, Total	ug/L	MW-13S	11/05/2020		722.0000	*	10.0000
Molybdenum, Total	ug/L	MW-13S	05/06/2021		692.0000	*	10.0000
Molybdenum, Total	ug/L	MW-13S	11/02/2021		553.0000	*	10.0000
Molybdenum, Total	ug/L	MW-13S	05/04/2022		557.0000	*	10.0000
Molybdenum, Total	ug/L	MW-13S	11/01/2022		544.0000	*	10.0000
Molybdenum, Total	ug/L	MW-1S	04/07/2016		456.0000	*	10.0000
Molybdenum, Total	ug/L	MW-1S	05/26/2016		309.0000	*	10.0000
Molybdenum, Total	ug/L	MW-1S	08/09/2016		199.0000	*	10.0000
Molybdenum, Total	ug/L	MW-1S	09/27/2016		167.0000	*	10.0000
Molybdenum, Total	ug/L	MW-1S	11/29/2016		151.0000	*	10.0000
Molybdenum, Total	ug/L	MW-1S	01/26/2017		247.0000	*	10.0000
Molybdenum, Total	ug/L	MW-1S	05/23/2017		106.0000	*	10.0000
Molybdenum, Total	ug/L	MW-1S	08/09/2017		88.6000	*	10.0000
Molybdenum, Total	ug/L	MW-1S	05/29/2018		57.9000	*	10.0000
Molybdenum, Total	ug/L	MW-1S	09/17/2018		51.8000	*	10.0000
Molybdenum, Total	ug/L	MW-1S	05/15/2019		50.5000	*	10.0000
Molybdenum, Total	ug/L	MW-1S	11/07/2019		28.9000	*	10.0000
Molybdenum, Total	ug/L	MW-1S	05/26/2020		37.2000	*	10.0000
Molybdenum, Total	ug/L	MW-1S	11/06/2020		25.4000	*	10.0000
Molybdenum, Total	ug/L	MW-1S	05/05/2021		24.8000	*	10.0000
Molybdenum, Total	ug/L	MW-1S	11/03/2021		28.1000	*	10.0000
Molybdenum, Total	ug/L	MW-1S	05/09/2022		25.9000	*	10.0000

* - Significantly increased over background.
 ** - Detect at limit for 100% NDs in background (NPPL only).
 *** - Manual exclusion.
 ND = Not Detected, Result = detection limit.

Table C-7

**Historical Downgradient Data for Constituent-Well Combinations
that Failed the Current Statistical Evaluation or
are in Verification Resampling Mode**

Constituent	Units	Well	Date	Result	Pred. Limit
Molybdenum, Total	ug/L	MW-1S	11/09/2022	18.8000 *	10.0000
Molybdenum, Total	ug/L	MW-2S	04/05/2016	458.0000 *	10.0000
Molybdenum, Total	ug/L	MW-2S	05/24/2016	352.0000 *	10.0000
Molybdenum, Total	ug/L	MW-2S	08/08/2016	248.0000 *	10.0000
Molybdenum, Total	ug/L	MW-2S	09/26/2016	179.0000 *	10.0000
Molybdenum, Total	ug/L	MW-2S	11/28/2016	190.0000 *	10.0000
Molybdenum, Total	ug/L	MW-2S	01/24/2017	214.0000 *	10.0000
Molybdenum, Total	ug/L	MW-2S	05/22/2017	135.0000 *	10.0000
Molybdenum, Total	ug/L	MW-2S	08/07/2017	141.0000 *	10.0000
Molybdenum, Total	ug/L	MW-2S	05/29/2018	78.3000 *	10.0000
Molybdenum, Total	ug/L	MW-2S	09/17/2018	85.2000 *	10.0000
Molybdenum, Total	ug/L	MW-2S	05/14/2019	36.7000 *	10.0000
Molybdenum, Total	ug/L	MW-2S	11/05/2019	31.4000 *	10.0000
Molybdenum, Total	ug/L	MW-2S	05/19/2020	27.8000 *	10.0000
Molybdenum, Total	ug/L	MW-2S	11/04/2020	36.0000 *	10.0000
Molybdenum, Total	ug/L	MW-2S	05/03/2021	35.0000 *	10.0000
Molybdenum, Total	ug/L	MW-2S	11/01/2021	38.4000 *	10.0000
Molybdenum, Total	ug/L	MW-2S	05/04/2022	15.5000 *	10.0000
Molybdenum, Total	ug/L	MW-2S	11/08/2022	20.4000 *	10.0000
Molybdenum, Total	ug/L	MW-3S	04/05/2016	139.0000 *	10.0000
Molybdenum, Total	ug/L	MW-3S	05/25/2016	124.0000 *	10.0000
Molybdenum, Total	ug/L	MW-3S	08/08/2016	97.6000 *	10.0000
Molybdenum, Total	ug/L	MW-3S	09/26/2016	77.7000 *	10.0000
Molybdenum, Total	ug/L	MW-3S	11/28/2016	98.4000 *	10.0000
Molybdenum, Total	ug/L	MW-3S	01/24/2017	88.9000 *	10.0000
Molybdenum, Total	ug/L	MW-3S	05/22/2017	63.9000 *	10.0000
Molybdenum, Total	ug/L	MW-3S	08/07/2017	64.3000 *	10.0000
Molybdenum, Total	ug/L	MW-3S	05/29/2018	78.8000 *	10.0000
Molybdenum, Total	ug/L	MW-3S	09/17/2018	52.2000 *	10.0000
Molybdenum, Total	ug/L	MW-3S	05/14/2019	43.2000 *	10.0000

* - Significantly increased over background.
 ** - Detect at limit for 100% NDs in background (NPPL only).
 *** - Manual exclusion.
 ND = Not Detected, Result = detection limit.

Table C-7

**Historical Downgradient Data for Constituent-Well Combinations
that Failed the Current Statistical Evaluation or
are in Verification Resampling Mode**

Constituent	Units	Well	Date	Result	Pred. Limit
Molybdenum, Total	ug/L	MW-3S	11/05/2019	41.6000 *	10.0000
Molybdenum, Total	ug/L	MW-3S	05/18/2020	49.2000 *	10.0000
Molybdenum, Total	ug/L	MW-3S	11/03/2020	40.6000 *	10.0000
Molybdenum, Total	ug/L	MW-3S	05/03/2021	36.1000 *	10.0000
Molybdenum, Total	ug/L	MW-3S	11/01/2021	46.7000 *	10.0000
Molybdenum, Total	ug/L	MW-3S	05/02/2022	32.9000 *	10.0000
Molybdenum, Total	ug/L	MW-5S	04/06/2016	251.0000 *	10.0000
Molybdenum, Total	ug/L	MW-5S	05/25/2016	266.0000 *	10.0000
Molybdenum, Total	ug/L	MW-5S	08/09/2016	266.0000 *	10.0000
Molybdenum, Total	ug/L	MW-5S	09/27/2016	275.0000 *	10.0000
Molybdenum, Total	ug/L	MW-5S	11/29/2016	321.0000 *	10.0000
Molybdenum, Total	ug/L	MW-5S	01/25/2017	313.0000 *	10.0000
Molybdenum, Total	ug/L	MW-5S	05/23/2017	319.0000 *	10.0000
Molybdenum, Total	ug/L	MW-5S	08/08/2017	307.0000 *	10.0000
Molybdenum, Total	ug/L	MW-5S	05/30/2018	265.0000 *	10.0000
Molybdenum, Total	ug/L	MW-5S	09/18/2018	254.0000 *	10.0000
Molybdenum, Total	ug/L	MW-5S	05/14/2019	231.0000 *	10.0000
Molybdenum, Total	ug/L	MW-5S	05/18/2020	218.0000 *	10.0000
Molybdenum, Total	ug/L	MW-5S	11/05/2020	182.0000 *	10.0000
Molybdenum, Total	ug/L	MW-5S	05/06/2021	131.0000 *	10.0000
Molybdenum, Total	ug/L	MW-5S	11/01/2021	152.0000 *	10.0000
Molybdenum, Total	ug/L	MW-5S	05/04/2022	122.0000 *	10.0000
Molybdenum, Total	ug/L	MW-5S	11/11/2022	92.1000 *	10.0000
Molybdenum, Total	ug/L	MW-6S	04/06/2016	309.0000 *	10.0000
Molybdenum, Total	ug/L	MW-6S	05/25/2016	261.0000 *	10.0000
Molybdenum, Total	ug/L	MW-6S	08/09/2016	240.0000 *	10.0000
Molybdenum, Total	ug/L	MW-6S	09/27/2016	226.0000 *	10.0000
Molybdenum, Total	ug/L	MW-6S	11/29/2016	243.0000 *	10.0000
Molybdenum, Total	ug/L	MW-6S	01/25/2017	166.0000 *	10.0000
Molybdenum, Total	ug/L	MW-6S	05/23/2017	142.0000 *	10.0000

* - Significantly increased over background.
 ** - Detect at limit for 100% NDs in background (NPPL only).
 *** - Manual exclusion.
 ND = Not Detected, Result = detection limit.

Table C-7

**Historical Downgradient Data for Constituent-Well Combinations
that Failed the Current Statistical Evaluation or
are in Verification Resampling Mode**

Constituent	Units	Well	Date	Result	Pred. Limit
Molybdenum, Total	ug/L	MW-6S	08/08/2017	185.0000 *	10.0000
Molybdenum, Total	ug/L	MW-6S	05/30/2018	150.0000 *	10.0000
Molybdenum, Total	ug/L	MW-6S	09/18/2018	157.0000 *	10.0000
Molybdenum, Total	ug/L	MW-6S	05/14/2019	65.6000 *	10.0000
Molybdenum, Total	ug/L	MW-6S	05/28/2020	146.0000 *	10.0000
Molybdenum, Total	ug/L	MW-6S	11/09/2020	211.0000 *	10.0000
Molybdenum, Total	ug/L	MW-6S	05/05/2021	216.0000 *	10.0000
Molybdenum, Total	ug/L	MW-6S	11/01/2021	186.0000 *	10.0000
Molybdenum, Total	ug/L	MW-6S	05/04/2022	150.0000 *	10.0000
Molybdenum, Total	ug/L	MW-6S	11/02/2022	211.0000 *	10.0000
Molybdenum, Total	ug/L	MW-7S	04/06/2016	435.0000 *	10.0000
Molybdenum, Total	ug/L	MW-7S	05/25/2016	448.0000 *	10.0000
Molybdenum, Total	ug/L	MW-7S	08/09/2016	477.0000 *	10.0000
Molybdenum, Total	ug/L	MW-7S	09/27/2016	468.0000 *	10.0000
Molybdenum, Total	ug/L	MW-7S	11/29/2016	486.0000 *	10.0000
Molybdenum, Total	ug/L	MW-7S	01/25/2017	439.0000 *	10.0000
Molybdenum, Total	ug/L	MW-7S	05/23/2017	429.0000 *	10.0000
Molybdenum, Total	ug/L	MW-7S	08/08/2017	425.0000 *	10.0000
Molybdenum, Total	ug/L	MW-7S	05/30/2018	528.0000 *	10.0000
Molybdenum, Total	ug/L	MW-7S	09/18/2018	518.0000 *	10.0000
Molybdenum, Total	ug/L	MW-7S	05/15/2019	575.0000 *	10.0000
Molybdenum, Total	ug/L	MW-7S	11/06/2019	608.0000 *	10.0000
Molybdenum, Total	ug/L	MW-7S	05/27/2020	705.0000 *	10.0000
Molybdenum, Total	ug/L	MW-7S	11/17/2020	681.0000 *	10.0000
Molybdenum, Total	ug/L	MW-7S	05/06/2021	676.0000 *	10.0000
Molybdenum, Total	ug/L	MW-7S	11/02/2021	625.0000 *	10.0000
Molybdenum, Total	ug/L	MW-7S	05/04/2022	582.0000 *	10.0000
Molybdenum, Total	ug/L	MW-7S	11/02/2022	605.0000 *	10.0000
Molybdenum, Total	ug/L	MW-8S	04/07/2016	258.0000 *	10.0000
Molybdenum, Total	ug/L	MW-8S	05/26/2016	210.0000 *	10.0000

* - Significantly increased over background.
 ** - Detect at limit for 100% NDs in background (NPPL only).
 *** - Manual exclusion.
 ND = Not Detected, Result = detection limit.

Table C-7

**Historical Downgradient Data for Constituent-Well Combinations
that Failed the Current Statistical Evaluation or
are in Verification Resampling Mode**

Constituent	Units	Well	Date		Result		Pred. Limit
Molybdenum, Total	ug/L	MW-8S	08/09/2016		329.0000	*	10.0000
Molybdenum, Total	ug/L	MW-8S	09/28/2016		331.0000	*	10.0000
Molybdenum, Total	ug/L	MW-8S	11/30/2016		389.0000	*	10.0000
Molybdenum, Total	ug/L	MW-8S	01/26/2017		294.0000	*	10.0000
Molybdenum, Total	ug/L	MW-8S	05/23/2017		208.0000	*	10.0000
Molybdenum, Total	ug/L	MW-8S	08/09/2017		150.0000	*	10.0000
Molybdenum, Total	ug/L	MW-8S	05/29/2018		419.0000	*	10.0000
Molybdenum, Total	ug/L	MW-8S	09/17/2018		311.0000	*	10.0000
Molybdenum, Total	ug/L	MW-8S	05/15/2019		329.0000	*	10.0000
Molybdenum, Total	ug/L	MW-8S	11/07/2019		530.0000	*	10.0000
Molybdenum, Total	ug/L	MW-8S	05/26/2020		306.0000	*	10.0000
Molybdenum, Total	ug/L	MW-8S	11/09/2020		532.0000	*	10.0000
Molybdenum, Total	ug/L	MW-8S	05/05/2021		354.0000	*	10.0000
Molybdenum, Total	ug/L	MW-8S	11/04/2021		270.0000	*	10.0000
Molybdenum, Total	ug/L	MW-8S	05/13/2022		165.0000	*	10.0000
Molybdenum, Total	ug/L	MW-8S	11/08/2022		386.0000	*	10.0000
Molybdenum, Total	ug/L	MW-9S	04/06/2016		519.0000	*	10.0000
Molybdenum, Total	ug/L	MW-9S	05/25/2016		438.0000	*	10.0000
Molybdenum, Total	ug/L	MW-9S	08/08/2016		374.0000	*	10.0000
Molybdenum, Total	ug/L	MW-9S	09/27/2016		344.0000	*	10.0000
Molybdenum, Total	ug/L	MW-9S	11/28/2016		368.0000	*	10.0000
Molybdenum, Total	ug/L	MW-9S	01/25/2017		290.0000	*	10.0000
Molybdenum, Total	ug/L	MW-9S	05/23/2017		217.0000	*	10.0000
Molybdenum, Total	ug/L	MW-9S	08/08/2017		191.0000	*	10.0000
Molybdenum, Total	ug/L	MW-9S	05/30/2018		116.0000	*	10.0000
Molybdenum, Total	ug/L	MW-9S	09/17/2018		98.4000	*	10.0000
Molybdenum, Total	ug/L	MW-9S	05/16/2019		118.0000	*	10.0000
Molybdenum, Total	ug/L	MW-9S	05/29/2020		93.9000	*	10.0000
Molybdenum, Total	ug/L	MW-9S	11/09/2020		201.0000	*	10.0000
Selenium, Total	ug/L	MW-12S	04/06/2016	ND	10.0000		3.5056

* - Significantly increased over background.
 ** - Detect at limit for 100% NDs in background (NPPL only).
 *** - Manual exclusion.
 ND = Not Detected, Result = detection limit.

Table C-7

**Historical Downgradient Data for Constituent-Well Combinations
that Failed the Current Statistical Evaluation or
are in Verification Resampling Mode**

Constituent	Units	Well	Date		Result		Pred. Limit
Selenium, Total	ug/L	MW-12S	05/25/2016	ND	10.0000		3.5056
Selenium, Total	ug/L	MW-12S	08/09/2016	ND	10.0000		3.5056
Selenium, Total	ug/L	MW-12S	09/27/2016	ND	10.0000		3.5056
Selenium, Total	ug/L	MW-12S	11/29/2016	ND	10.0000		3.5056
Selenium, Total	ug/L	MW-12S	01/25/2017	ND	10.0000		3.5056
Selenium, Total	ug/L	MW-12S	05/23/2017	ND	10.0000		3.5056
Selenium, Total	ug/L	MW-12S	08/08/2017	ND	10.0000		3.5056
Selenium, Total	ug/L	MW-12S	05/30/2018	ND	10.0000		3.5056
Selenium, Total	ug/L	MW-12S	09/17/2018	ND	1.0000		3.5056
Selenium, Total	ug/L	MW-12S	05/16/2019		1.4000		3.5056
Selenium, Total	ug/L	MW-12S	05/29/2020	ND	1.0000		3.5056
Selenium, Total	ug/L	MW-12S	11/05/2020	ND	1.0000		3.5056
Selenium, Total	ug/L	MW-12S	11/01/2021		10.7000	*	3.5056
Selenium, Total	ug/L	MW-12S	05/06/2022		26.3000	*	3.5056
Selenium, Total	ug/L	MW-3S	04/05/2016		11.1000	*	3.5056
Selenium, Total	ug/L	MW-3S	05/25/2016		10.7000	*	3.5056
Selenium, Total	ug/L	MW-3S	08/08/2016		15.0000	*	3.5056
Selenium, Total	ug/L	MW-3S	09/26/2016	ND	10.0000		3.5056
Selenium, Total	ug/L	MW-3S	11/28/2016	ND	10.0000		3.5056
Selenium, Total	ug/L	MW-3S	01/24/2017	ND	10.0000		3.5056
Selenium, Total	ug/L	MW-3S	05/22/2017	ND	10.0000		3.5056
Selenium, Total	ug/L	MW-3S	08/07/2017	ND	10.0000		3.5056
Selenium, Total	ug/L	MW-3S	05/29/2018	ND	10.0000		3.5056
Selenium, Total	ug/L	MW-3S	09/17/2018		3.4000		3.5056
Selenium, Total	ug/L	MW-3S	05/14/2019		16.5000	*	3.5056
Selenium, Total	ug/L	MW-3S	11/05/2019	ND	1.0000		3.5056
Selenium, Total	ug/L	MW-3S	05/18/2020		8.2000	*	3.5056
Selenium, Total	ug/L	MW-3S	11/03/2020		1.5000		3.5056
Selenium, Total	ug/L	MW-3S	05/03/2021		9.5000	*	3.5056
Selenium, Total	ug/L	MW-3S	11/01/2021		3.6000	*	3.5056

* - Significantly increased over background.
 ** - Detect at limit for 100% NDs in background (NPPL only).
 *** - Manual exclusion.
 ND = Not Detected, Result = detection limit.

Table C-7

**Historical Downgradient Data for Constituent-Well Combinations
that Failed the Current Statistical Evaluation or
are in Verification Resampling Mode**

Constituent	Units	Well	Date		Result		Pred. Limit
Selenium, Total	ug/L	MW-3S	05/02/2022		26.4000	*	3.5056
Selenium, Total	ug/L	MW-4S	04/05/2016		50.8000	*	3.5056
Selenium, Total	ug/L	MW-4S	05/25/2016		31.5000	*	3.5056
Selenium, Total	ug/L	MW-4S	08/08/2016		35.6000	*	3.5056
Selenium, Total	ug/L	MW-4S	09/26/2016		13.4000	*	3.5056
Selenium, Total	ug/L	MW-4S	11/29/2016		39.0000	*	3.5056
Selenium, Total	ug/L	MW-4S	01/24/2017		19.6000	*	3.5056
Selenium, Total	ug/L	MW-4S	05/22/2017		20.5000	*	3.5056
Selenium, Total	ug/L	MW-4S	08/07/2017		19.9000	*	3.5056
Selenium, Total	ug/L	MW-4S	05/29/2018	ND	10.0000	*	3.5056
Selenium, Total	ug/L	MW-4S	09/14/2018		33.8000	*	3.5056
Selenium, Total	ug/L	MW-4S	05/14/2019		16.1000	*	3.5056
Selenium, Total	ug/L	MW-4S	06/05/2020		12.4000	*	3.5056
Selenium, Total	ug/L	MW-4S	11/03/2020		41.4000	*	3.5056
Selenium, Total	ug/L	MW-4S	11/01/2021		20.3000	*	3.5056
Selenium, Total	ug/L	MW-4S	05/04/2022		119.0000	*	3.5056
Selenium, Total	ug/L	MW-6S	04/06/2016	ND	10.0000		3.5056
Selenium, Total	ug/L	MW-6S	05/25/2016	ND	10.0000		3.5056
Selenium, Total	ug/L	MW-6S	08/09/2016	ND	10.0000		3.5056
Selenium, Total	ug/L	MW-6S	09/27/2016	ND	10.0000		3.5056
Selenium, Total	ug/L	MW-6S	11/29/2016	ND	10.0000		3.5056
Selenium, Total	ug/L	MW-6S	01/25/2017	ND	10.0000		3.5056
Selenium, Total	ug/L	MW-6S	05/23/2017	ND	10.0000		3.5056
Selenium, Total	ug/L	MW-6S	08/08/2017	ND	10.0000		3.5056
Selenium, Total	ug/L	MW-6S	05/30/2018	ND	10.0000		3.5056
Selenium, Total	ug/L	MW-6S	09/18/2018		2.0000		3.5056
Selenium, Total	ug/L	MW-6S	05/14/2019		1.7000		3.5056
Selenium, Total	ug/L	MW-6S	05/28/2020		3.7000	*	3.5056
Selenium, Total	ug/L	MW-6S	11/09/2020	ND	1.0000		3.5056
Selenium, Total	ug/L	MW-6S	05/05/2021		3.9000	*	3.5056

* - Significantly increased over background.
 ** - Detect at limit for 100% NDs in background (NPPL only).
 *** - Manual exclusion.
 ND = Not Detected, Result = detection limit.

Table C-7

**Historical Downgradient Data for Constituent-Well Combinations
that Failed the Current Statistical Evaluation or
are in Verification Resampling Mode**

Constituent	Units	Well	Date		Result		Pred. Limit
Selenium, Total	ug/L	MW-6S	11/01/2021		6.0000	*	3.5056
Selenium, Total	ug/L	MW-6S	05/04/2022		4.4000	*	3.5056
Selenium, Total	ug/L	MW-6S	11/02/2022	ND	1.0000		3.5056
Selenium, Total	ug/L	MW-8S	04/07/2016	ND	10.0000		3.5056
Selenium, Total	ug/L	MW-8S	05/26/2016		11.0000	*	3.5056
Selenium, Total	ug/L	MW-8S	08/09/2016	ND	10.0000		3.5056
Selenium, Total	ug/L	MW-8S	09/28/2016	ND	10.0000		3.5056
Selenium, Total	ug/L	MW-8S	11/30/2016	ND	10.0000		3.5056
Selenium, Total	ug/L	MW-8S	01/26/2017	ND	10.0000		3.5056
Selenium, Total	ug/L	MW-8S	05/23/2017	ND	10.0000		3.5056
Selenium, Total	ug/L	MW-8S	08/09/2017	ND	10.0000		3.5056
Selenium, Total	ug/L	MW-8S	05/29/2018	ND	10.0000		3.5056
Selenium, Total	ug/L	MW-8S	09/17/2018	ND	1.0000		3.5056
Selenium, Total	ug/L	MW-8S	05/15/2019		1.6000		3.5056
Selenium, Total	ug/L	MW-8S	11/07/2019	ND	1.0000		3.5056
Selenium, Total	ug/L	MW-8S	05/26/2020		2.4000		3.5056
Selenium, Total	ug/L	MW-8S	11/09/2020	ND	1.0000		3.5056
Selenium, Total	ug/L	MW-8S	05/05/2021		2.1000		3.5056
Selenium, Total	ug/L	MW-8S	11/04/2021		1.3000		3.5056
Selenium, Total	ug/L	MW-8S	05/13/2022		5.2000	*	3.5056
Selenium, Total	ug/L	MW-8S	11/08/2022	ND	1.0000		3.5056
Selenium, Total	ug/L	MW-9S	04/06/2016	ND	10.0000		3.5056
Selenium, Total	ug/L	MW-9S	05/25/2016	ND	10.0000		3.5056
Selenium, Total	ug/L	MW-9S	08/08/2016	ND	10.0000		3.5056
Selenium, Total	ug/L	MW-9S	09/27/2016	ND	10.0000		3.5056
Selenium, Total	ug/L	MW-9S	11/28/2016	ND	10.0000		3.5056
Selenium, Total	ug/L	MW-9S	01/25/2017	ND	10.0000		3.5056
Selenium, Total	ug/L	MW-9S	05/23/2017	ND	10.0000		3.5056
Selenium, Total	ug/L	MW-9S	08/08/2017	ND	10.0000		3.5056
Selenium, Total	ug/L	MW-9S	05/30/2018		146.0000	*	3.5056

* - Significantly increased over background.
 ** - Detect at limit for 100% NDs in background (NPPL only).
 *** - Manual exclusion.
 ND = Not Detected, Result = detection limit.

Table C-7

**Historical Downgradient Data for Constituent-Well Combinations
that Failed the Current Statistical Evaluation or
are in Verification Resampling Mode**

Constituent	Units	Well	Date	Result	Pred. Limit
Selenium, Total	ug/L	MW-9S	09/17/2018	66.0000 *	3.5056
Selenium, Total	ug/L	MW-9S	05/16/2019	2.0000	3.5056
Selenium, Total	ug/L	MW-9S	05/29/2020	120.0000 *	3.5056
Selenium, Total	ug/L	MW-9S	11/09/2020	15.9000 *	3.5056
Total Radium	pCi/L	MW-2S	04/05/2016	1.6900	2.3574
Total Radium	pCi/L	MW-2S	05/24/2016	2.2300	2.3574
Total Radium	pCi/L	MW-2S	08/08/2016	1.2300	2.3574
Total Radium	pCi/L	MW-2S	09/26/2016	0.9650	2.3574
Total Radium	pCi/L	MW-2S	11/28/2016	2.4400 *	2.3574
Total Radium	pCi/L	MW-2S	01/24/2017	0.9750	2.3574
Total Radium	pCi/L	MW-2S	05/22/2017	1.5000	2.3574
Total Radium	pCi/L	MW-2S	08/07/2017	1.3000	2.3574
Total Radium	pCi/L	MW-2S	05/29/2018	1.3800	2.3574
Total Radium	pCi/L	MW-2S	09/17/2018	1.1400	2.3574
Total Radium	pCi/L	MW-2S	05/14/2019	2.1200	2.3574
Total Radium	pCi/L	MW-2S	11/05/2019	2.6900 *	2.3574
Total Radium	pCi/L	MW-2S	05/19/2020	1.3600	2.3574
Total Radium	pCi/L	MW-2S	11/04/2020	4.4600 *	2.3574
Total Radium	pCi/L	MW-2S	05/03/2021	0.8270	2.3574
Total Radium	pCi/L	MW-2S	11/01/2021	2.2300	2.3574
Total Radium	pCi/L	MW-2S	05/04/2022	1.6700	2.3574
Total Radium	pCi/L	MW-2S	11/08/2022	3.0600 *	2.3574

* - Significantly increased over background.

** - Detect at limit for 100% NDs in background (NPPL only).

*** - Manual exclusion.

ND = Not Detected, Result = detection limit.

False Positive and False Negative Rates for Current Upgradient vs. Downgradient Monitoring Program

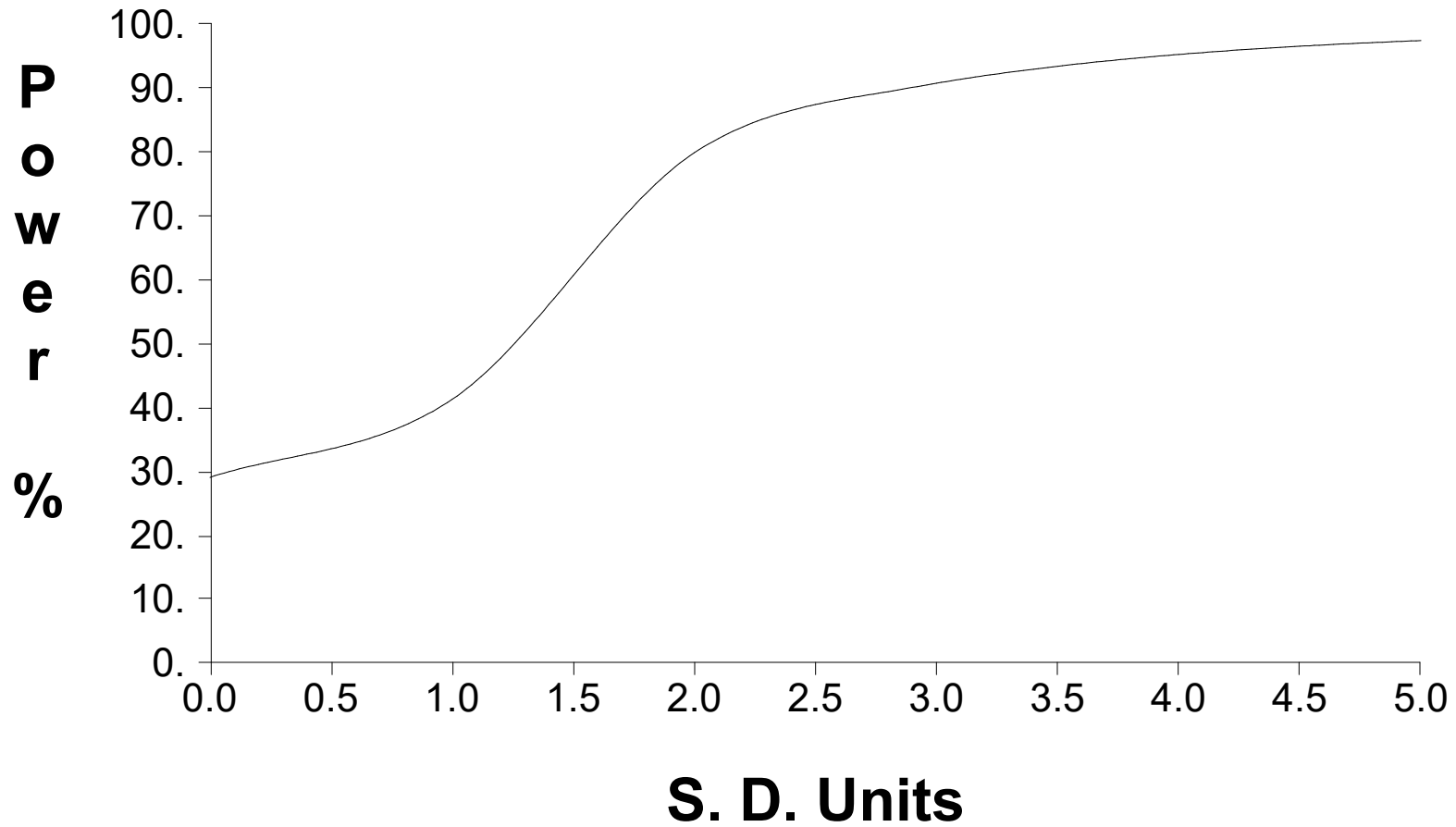


Table C-1

Upgradient Data

Constituent	Units	Well	Date		Result	Adjusted	
Antimony, Total	ug/L	MW-15D	09/18/2018	ND	1.0000		
Antimony, Total	ug/L	MW-15D	11/29/2018	ND	1.0000		
Antimony, Total	ug/L	MW-15D	02/04/2019	ND	1.0000		
Antimony, Total	ug/L	MW-15D	03/25/2019	ND	1.0000		
Antimony, Total	ug/L	MW-15D	05/14/2019	ND	1.0000		
Antimony, Total	ug/L	MW-15D	07/24/2019	ND	1.0000		
Antimony, Total	ug/L	MW-15D	11/05/2019	ND	1.0000		
Antimony, Total	ug/L	MW-15D	01/29/2020	ND	1.0000		
Antimony, Total	ug/L	MW-15D	05/27/2020	ND	1.0000		
Antimony, Total	ug/L	MW-15D	11/03/2020	ND	1.0000		
Antimony, Total	ug/L	MW-15D	05/06/2021	ND	1.0000		
Antimony, Total	ug/L	MW-15D	11/03/2021	ND	1.0000		
Antimony, Total	ug/L	MW-15D	05/11/2022	ND	1.0000		
Antimony, Total	ug/L	MW-15D	11/03/2022	ND	1.0000		
Arsenic, Total	ug/L	MW-15D	09/18/2018		1.3000		
Arsenic, Total	ug/L	MW-15D	11/29/2018		1.2000		
Arsenic, Total	ug/L	MW-15D	02/04/2019		1.3000		
Arsenic, Total	ug/L	MW-15D	03/25/2019		1.1000		
Arsenic, Total	ug/L	MW-15D	05/14/2019		1.0000		
Arsenic, Total	ug/L	MW-15D	07/24/2019		1.1000		
Arsenic, Total	ug/L	MW-15D	11/05/2019		1.1000		
Arsenic, Total	ug/L	MW-15D	01/29/2020		1.1000		
Arsenic, Total	ug/L	MW-15D	05/27/2020		1.2000		
Arsenic, Total	ug/L	MW-15D	11/03/2020		1.7000		
Arsenic, Total	ug/L	MW-15D	05/06/2021		1.1000		
Arsenic, Total	ug/L	MW-15D	11/03/2021		1.2000		
Arsenic, Total	ug/L	MW-15D	05/11/2022		1.2000		
Arsenic, Total	ug/L	MW-15D	11/03/2022		1.1000		
Barium, Total	ug/L	MW-15D	09/18/2018		71.4000		
Barium, Total	ug/L	MW-15D	11/29/2018		67.8000		
Barium, Total	ug/L	MW-15D	02/04/2019		69.6000		
Barium, Total	ug/L	MW-15D	03/25/2019		68.4000		
Barium, Total	ug/L	MW-15D	05/14/2019		65.6000		

* - Outlier for that well and constituent.
 ** - ND value replaced with median RL.
 *** - ND value replaced with manual RL.
 ND = Not detected, Result = detection limit.

Table C-1

Upgradient Data

Constituent	Units	Well	Date		Result	Adjusted	
Barium, Total	ug/L	MW-15D	07/24/2019		64.6000		
Barium, Total	ug/L	MW-15D	11/05/2019		65.3000		
Barium, Total	ug/L	MW-15D	01/29/2020		65.2000		
Barium, Total	ug/L	MW-15D	05/27/2020		64.2000		
Barium, Total	ug/L	MW-15D	11/03/2020		63.2000		
Barium, Total	ug/L	MW-15D	05/06/2021		68.9000		
Barium, Total	ug/L	MW-15D	11/03/2021		69.2000		
Barium, Total	ug/L	MW-15D	05/11/2022		75.1000		
Barium, Total	ug/L	MW-15D	11/03/2022		73.6000		
Beryllium, Total	ug/L	MW-15D	09/18/2018	ND	0.2000		
Beryllium, Total	ug/L	MW-15D	11/29/2018	ND	0.2000		
Beryllium, Total	ug/L	MW-15D	02/04/2019	ND	0.2000		
Beryllium, Total	ug/L	MW-15D	03/25/2019	ND	0.2000		
Beryllium, Total	ug/L	MW-15D	05/14/2019	ND	0.2000		
Beryllium, Total	ug/L	MW-15D	07/24/2019	ND	0.2000		
Beryllium, Total	ug/L	MW-15D	11/05/2019	ND	0.2000		
Beryllium, Total	ug/L	MW-15D	01/29/2020	ND	0.2000		
Beryllium, Total	ug/L	MW-15D	05/27/2020	ND	0.2000		
Beryllium, Total	ug/L	MW-15D	11/03/2020	ND	0.2000		
Beryllium, Total	ug/L	MW-15D	05/06/2021	ND	0.2000		
Beryllium, Total	ug/L	MW-15D	05/11/2022	ND	0.2000		
Cadmium, Total	ug/L	MW-15D	09/18/2018	ND	2.0000		
Cadmium, Total	ug/L	MW-15D	11/29/2018	ND	2.0000		
Cadmium, Total	ug/L	MW-15D	02/04/2019	ND	2.0000		
Cadmium, Total	ug/L	MW-15D	03/25/2019	ND	2.0000		
Cadmium, Total	ug/L	MW-15D	05/14/2019	ND	2.0000		
Cadmium, Total	ug/L	MW-15D	07/24/2019	ND	2.0000		
Cadmium, Total	ug/L	MW-15D	11/05/2019	ND	2.0000		
Cadmium, Total	ug/L	MW-15D	01/29/2020	ND	1.0000	2.0000	**
Cadmium, Total	ug/L	MW-15D	05/27/2020	ND	2.0000		
Cadmium, Total	ug/L	MW-15D	05/06/2021	ND	2.0000		
Cadmium, Total	ug/L	MW-15D	11/03/2021	ND	2.0000		
Cadmium, Total	ug/L	MW-15D	05/11/2022	ND	2.0000		

* - Outlier for that well and constituent.
 ** - ND value replaced with median RL.
 *** - ND value replaced with manual RL.
 ND = Not detected, Result = detection limit.

Table C-1

Upgradient Data

Constituent	Units	Well	Date		Result	Adjusted	
Cadmium, Total	ug/L	MW-15D	11/03/2022	ND	2.0000		
Chromium, Total	ug/L	MW-15D	09/18/2018	ND	10.0000		
Chromium, Total	ug/L	MW-15D	11/29/2018	ND	10.0000		
Chromium, Total	ug/L	MW-15D	02/04/2019	ND	10.0000		
Chromium, Total	ug/L	MW-15D	03/25/2019	ND	10.0000		
Chromium, Total	ug/L	MW-15D	05/14/2019	ND	10.0000		
Chromium, Total	ug/L	MW-15D	07/24/2019	ND	10.0000		
Chromium, Total	ug/L	MW-15D	11/05/2019	ND	10.0000		
Chromium, Total	ug/L	MW-15D	01/29/2020	ND	20.0000	10.0000	**
Chromium, Total	ug/L	MW-15D	05/27/2020	ND	10.0000		
Chromium, Total	ug/L	MW-15D	11/03/2020	ND	10.0000		
Chromium, Total	ug/L	MW-15D	05/06/2021	ND	10.0000		
Chromium, Total	ug/L	MW-15D	11/03/2021	ND	10.0000		
Chromium, Total	ug/L	MW-15D	05/11/2022	ND	10.0000		
Chromium, Total	ug/L	MW-15D	11/03/2022	ND	10.0000		
Cobalt, Total	ug/L	MW-15D	09/18/2018	ND	1.0000		
Cobalt, Total	ug/L	MW-15D	11/29/2018	ND	1.0000		
Cobalt, Total	ug/L	MW-15D	02/04/2019	ND	1.0000		
Cobalt, Total	ug/L	MW-15D	03/25/2019	ND	1.0000		
Cobalt, Total	ug/L	MW-15D	05/14/2019	ND	1.0000		
Cobalt, Total	ug/L	MW-15D	07/24/2019	ND	1.0000		
Cobalt, Total	ug/L	MW-15D	11/05/2019	ND	1.0000		
Cobalt, Total	ug/L	MW-15D	01/29/2020	ND	1.0000		
Cobalt, Total	ug/L	MW-15D	05/27/2020	ND	1.0000		
Cobalt, Total	ug/L	MW-15D	11/03/2020	ND	1.0000		
Cobalt, Total	ug/L	MW-15D	05/06/2021	ND	1.0000		
Cobalt, Total	ug/L	MW-15D	11/03/2021	ND	1.0000		
Cobalt, Total	ug/L	MW-15D	05/11/2022	ND	1.0000		
Cobalt, Total	ug/L	MW-15D	11/03/2022	ND	1.0000		
Fluoride	mg/L	MW-15D	09/18/2018	ND	0.1000		
Fluoride	mg/L	MW-15D	11/29/2018		0.1200		
Fluoride	mg/L	MW-15D	02/04/2019		0.1200		
Fluoride	mg/L	MW-15D	03/25/2019		0.1300		

* - Outlier for that well and constituent.
 ** - ND value replaced with median RL.
 *** - ND value replaced with manual RL.
 ND = Not detected, Result = detection limit.

Table C-1

Upgradient Data

Constituent	Units	Well	Date		Result	Adjusted	
Fluoride	mg/L	MW-15D	05/14/2019		0.1100		
Fluoride	mg/L	MW-15D	07/24/2019	ND	0.1000		
Fluoride	mg/L	MW-15D	11/05/2019	ND	0.1000		
Fluoride	mg/L	MW-15D	01/29/2020		0.1000		
Fluoride	mg/L	MW-15D	05/27/2020		0.1100		
Fluoride	mg/L	MW-15D	11/03/2020	ND	0.1000		
Fluoride	mg/L	MW-15D	05/06/2021	ND	0.1000		
Fluoride	mg/L	MW-15D	11/03/2021	ND	0.1000		
Fluoride	mg/L	MW-15D	05/11/2022		0.1200		
Fluoride	mg/L	MW-15D	11/03/2022	ND	0.1000		
Lead, Total	ug/L	MW-15D	09/18/2018	ND	10.0000		
Lead, Total	ug/L	MW-15D	11/29/2018	ND	10.0000		
Lead, Total	ug/L	MW-15D	02/04/2019	ND	10.0000		
Lead, Total	ug/L	MW-15D	03/25/2019	ND	10.0000		
Lead, Total	ug/L	MW-15D	05/14/2019	ND	10.0000		
Lead, Total	ug/L	MW-15D	07/24/2019	ND	10.0000		
Lead, Total	ug/L	MW-15D	11/05/2019	ND	10.0000		
Lead, Total	ug/L	MW-15D	01/29/2020	ND	10.0000		
Lead, Total	ug/L	MW-15D	05/27/2020	ND	10.0000		
Lead, Total	ug/L	MW-15D	11/03/2020	ND	10.0000		
Lead, Total	ug/L	MW-15D	05/06/2021	ND	10.0000		
Lead, Total	ug/L	MW-15D	11/03/2021	ND	10.0000		
Lead, Total	ug/L	MW-15D	05/11/2022	ND	10.0000		
Lead, Total	ug/L	MW-15D	11/03/2022	ND	10.0000		
Lithium, Total	ug/L	MW-15D	09/18/2018	ND	20.0000		
Lithium, Total	ug/L	MW-15D	11/29/2018	ND	20.0000		
Lithium, Total	ug/L	MW-15D	02/04/2019	ND	20.0000		
Lithium, Total	ug/L	MW-15D	03/25/2019	ND	20.0000		
Lithium, Total	ug/L	MW-15D	05/14/2019	ND	20.0000		
Lithium, Total	ug/L	MW-15D	07/24/2019	ND	20.0000		
Lithium, Total	ug/L	MW-15D	11/05/2019	ND	20.0000		
Lithium, Total	ug/L	MW-15D	01/29/2020	ND	20.0000		
Lithium, Total	ug/L	MW-15D	05/27/2020	ND	20.0000		

* - Outlier for that well and constituent.
 ** - ND value replaced with median RL.
 *** - ND value replaced with manual RL.
 ND = Not detected, Result = detection limit.

Table C-1

Upgradient Data

Constituent	Units	Well	Date		Result	Adjusted	
Lithium, Total	ug/L	MW-15D	11/03/2020	ND	20.0000		
Lithium, Total	ug/L	MW-15D	05/06/2021	ND	20.0000		
Lithium, Total	ug/L	MW-15D	11/03/2021	ND	20.0000		
Lithium, Total	ug/L	MW-15D	05/11/2022	ND	20.0000		
Lithium, Total	ug/L	MW-15D	11/03/2022	ND	20.0000		
Mercury	ug/L	MW-15D	09/18/2018	ND	2.0000		
Mercury	ug/L	MW-15D	11/29/2018	ND	2.0000		
Mercury	ug/L	MW-15D	02/04/2019	ND	2.0000		
Mercury	ug/L	MW-15D	03/25/2019	ND	2.0000		
Mercury	ug/L	MW-15D	05/14/2019	ND	2.0000		
Mercury	ug/L	MW-15D	07/24/2019	ND	2.0000		
Mercury	ug/L	MW-15D	11/05/2019	ND	2.0000		
Mercury	ug/L	MW-15D	01/29/2020	ND	0.2000	2.0000	**
Mercury	ug/L	MW-15D	05/27/2020	ND	2.0000		
Mercury	ug/L	MW-15D	05/06/2021	ND	2.0000		
Mercury	ug/L	MW-15D	05/11/2022	ND	0.2000	2.0000	**
Molybdenum, Total	ug/L	MW-15D	09/18/2018	ND	10.0000		
Molybdenum, Total	ug/L	MW-15D	11/29/2018	ND	10.0000		
Molybdenum, Total	ug/L	MW-15D	02/04/2019	ND	10.0000		
Molybdenum, Total	ug/L	MW-15D	03/25/2019	ND	10.0000		
Molybdenum, Total	ug/L	MW-15D	05/14/2019	ND	10.0000		
Molybdenum, Total	ug/L	MW-15D	07/24/2019	ND	10.0000		
Molybdenum, Total	ug/L	MW-15D	11/05/2019	ND	10.0000		
Molybdenum, Total	ug/L	MW-15D	01/29/2020	ND	10.0000		
Molybdenum, Total	ug/L	MW-15D	05/27/2020	ND	10.0000		
Molybdenum, Total	ug/L	MW-15D	11/03/2020	ND	10.0000		
Molybdenum, Total	ug/L	MW-15D	05/06/2021	ND	10.0000		
Molybdenum, Total	ug/L	MW-15D	11/03/2021	ND	10.0000		
Molybdenum, Total	ug/L	MW-15D	05/11/2022	ND	10.0000		
Molybdenum, Total	ug/L	MW-15D	11/03/2022	ND	10.0000		
Selenium, Total	ug/L	MW-15D	09/18/2018	ND	1.0000		
Selenium, Total	ug/L	MW-15D	11/29/2018	ND	1.0000		
Selenium, Total	ug/L	MW-15D	02/04/2019	ND	1.0000		

* - Outlier for that well and constituent.
 ** - ND value replaced with median RL.
 *** - ND value replaced with manual RL.
 ND = Not detected, Result = detection limit.

Table C-1

Upgradient Data

Constituent	Units	Well	Date		Result	Adjusted	
Selenium, Total	ug/L	MW-15D	03/25/2019	ND	1.0000		
Selenium, Total	ug/L	MW-15D	05/14/2019	ND	1.0000		
Selenium, Total	ug/L	MW-15D	07/24/2019	ND	1.0000		
Selenium, Total	ug/L	MW-15D	11/05/2019	ND	1.0000		
Selenium, Total	ug/L	MW-15D	01/29/2020	ND	1.0000		
Selenium, Total	ug/L	MW-15D	05/27/2020	ND	1.0000		
Selenium, Total	ug/L	MW-15D	11/03/2020	ND	1.0000		
Selenium, Total	ug/L	MW-15D	05/06/2021	ND	1.0000		
Selenium, Total	ug/L	MW-15D	11/03/2021	ND	1.0000		
Selenium, Total	ug/L	MW-15D	05/11/2022	ND	1.0000		
Selenium, Total	ug/L	MW-15D	11/03/2022	ND	1.0000		
Thallium, Total	ug/L	MW-15D	09/18/2018	ND	1.0000		
Thallium, Total	ug/L	MW-15D	11/29/2018	ND	1.0000		
Thallium, Total	ug/L	MW-15D	02/04/2019	ND	1.0000		
Thallium, Total	ug/L	MW-15D	03/25/2019	ND	1.0000		
Thallium, Total	ug/L	MW-15D	05/14/2019	ND	1.0000		
Thallium, Total	ug/L	MW-15D	07/24/2019	ND	1.0000		
Thallium, Total	ug/L	MW-15D	11/05/2019	ND	1.0000		
Thallium, Total	ug/L	MW-15D	01/29/2020	ND	1.0000		
Thallium, Total	ug/L	MW-15D	05/27/2020	ND	1.0000		
Thallium, Total	ug/L	MW-15D	05/06/2021	ND	1.0000		
Thallium, Total	ug/L	MW-15D	05/11/2022	ND	1.0000		
Total Radium	pCi/L	MW-15D	09/18/2018		1.1700		
Total Radium	pCi/L	MW-15D	11/29/2018		1.6500		
Total Radium	pCi/L	MW-15D	02/04/2019		1.0600		
Total Radium	pCi/L	MW-15D	03/25/2019		1.4600		
Total Radium	pCi/L	MW-15D	05/14/2019		2.0600		
Total Radium	pCi/L	MW-15D	07/24/2019		1.4500		
Total Radium	pCi/L	MW-15D	11/05/2019		1.1000		
Total Radium	pCi/L	MW-15D	01/29/2020		0.8340		
Total Radium	pCi/L	MW-15D	05/27/2020		1.2100		
Total Radium	pCi/L	MW-15D	11/03/2020		1.4300		
Total Radium	pCi/L	MW-15D	05/06/2021		1.7400		

* - Outlier for that well and constituent.
 ** - ND value replaced with median RL.
 *** - ND value replaced with manual RL.
 ND = Not detected, Result = detection limit.

Table C-1

Upgradient Data

Constituent	Units	Well	Date		Result	Adjusted	
Total Radium	pCi/L	MW-15D	11/03/2021		1.1300		
Total Radium	pCi/L	MW-15D	05/11/2022	ND	2.1300		
Total Radium	pCi/L	MW-15D	11/03/2022		1.3100		

* - Outlier for that well and constituent.
 ** - ND value replaced with median RL.
 *** - ND value replaced with manual RL.
 ND = Not detected, Result = detection limit.

Table C-2

Most Current Downgradient Monitoring Data

Constituent	Units	Well	Date		Result		Pred. Limit
Antimony, Total	ug/L	MW-10D	11/03/2022	ND	1.0000		1.0000
Antimony, Total	ug/L	MW-11D	11/07/2022	ND	1.0000		1.0000
Antimony, Total	ug/L	MW-12D	11/02/2022	ND	1.0000		1.0000
Antimony, Total	ug/L	MW-13D	11/01/2022	ND	1.0000		1.0000
Antimony, Total	ug/L	MW-14D	11/07/2022	ND	1.0000		1.0000
Antimony, Total	ug/L	MW-1D	11/09/2022	ND	1.0000		1.0000
Antimony, Total	ug/L	MW-2D	11/08/2022	ND	1.0000		1.0000
Antimony, Total	ug/L	MW-3D	11/08/2022	ND	1.0000		1.0000
Antimony, Total	ug/L	MW-7D	11/02/2022	ND	1.0000		1.0000
Antimony, Total	ug/L	MW-9D	11/02/2022	ND	1.0000		1.0000
Antimony, Total	ug/L	MW-9I	11/02/2022	ND	1.0000		1.0000
Arsenic, Total	ug/L	MW-10D	11/03/2022		2.1000	***	1.7000
Arsenic, Total	ug/L	MW-11D	11/07/2022		17.5000	***	1.7000
Arsenic, Total	ug/L	MW-12D	11/02/2022		360.0000	***	1.7000
Arsenic, Total	ug/L	MW-13D	11/01/2022		231.0000	***	1.7000
Arsenic, Total	ug/L	MW-14D	11/07/2022		109.0000	***	1.7000
Arsenic, Total	ug/L	MW-1D	11/09/2022		4.2000	***	1.7000
Arsenic, Total	ug/L	MW-2D	11/08/2022		5.9000	***	1.7000
Arsenic, Total	ug/L	MW-3D	11/08/2022		4.2000	***	1.7000
Arsenic, Total	ug/L	MW-7D	11/02/2022		438.0000	***	1.7000
Arsenic, Total	ug/L	MW-9D	11/02/2022		17.8000	***	1.7000
Arsenic, Total	ug/L	MW-9I	11/02/2022		16.6000	***	1.7000
Barium, Total	ug/L	MW-10D	11/03/2022		31.4000		77.8648
Barium, Total	ug/L	MW-11D	11/07/2022		23.7000		77.8648
Barium, Total	ug/L	MW-12D	11/02/2022		25.5000		77.8648
Barium, Total	ug/L	MW-13D	11/01/2022		32.6000		77.8648
Barium, Total	ug/L	MW-14D	11/07/2022		34.5000		77.8648
Barium, Total	ug/L	MW-1D	11/09/2022		87.6000	***	77.8648
Barium, Total	ug/L	MW-2D	11/08/2022		57.7000		77.8648
Barium, Total	ug/L	MW-3D	11/08/2022		85.6000	*	77.8648
Barium, Total	ug/L	MW-7D	11/02/2022		42.9000		77.8648

* - Current value failed - awaiting verification.
 ** - Current value passed - previous exceedance not verified.
 *** - Current value failed - exceedance verified.
 **** - Current value passed - awaiting one more verification.
 ***** - Insufficient background data to compute prediction limit.
 ND = Not Detected, Result = detection limit.

Table C-2

Most Current Downgradient Monitoring Data

Constituent	Units	Well	Date		Result		Pred. Limit
Barium, Total	ug/L	MW-9D	11/02/2022		47.4000		77.8648
Barium, Total	ug/L	MW-9I	11/02/2022		70.4000	**	77.8648
Beryllium, Total	ug/L	MW-10D	05/02/2022	ND	0.2000		0.2000
Beryllium, Total	ug/L	MW-11D	05/10/2022	ND	0.2000		0.2000
Beryllium, Total	ug/L	MW-12D	05/06/2022	ND	0.2000		0.2000
Beryllium, Total	ug/L	MW-13D	05/04/2022	ND	0.2000		0.2000
Beryllium, Total	ug/L	MW-14D	05/11/2022	ND	0.2000		0.2000
Beryllium, Total	ug/L	MW-1D	05/09/2022	ND	0.2000		0.2000
Beryllium, Total	ug/L	MW-2D	05/04/2022	ND	0.2000		0.2000
Beryllium, Total	ug/L	MW-3D	05/02/2022	ND	0.2000		0.2000
Beryllium, Total	ug/L	MW-7D	05/04/2022	ND	0.2000		0.2000
Beryllium, Total	ug/L	MW-9D	05/06/2022	ND	0.2000		0.2000
Beryllium, Total	ug/L	MW-9I	05/06/2022	ND	0.2000		0.2000
Cadmium, Total	ug/L	MW-10D	11/03/2022	ND	2.0000		2.0000
Cadmium, Total	ug/L	MW-11D	11/07/2022	ND	2.0000		2.0000
Cadmium, Total	ug/L	MW-12D	11/02/2022	ND	2.0000		2.0000
Cadmium, Total	ug/L	MW-13D	11/01/2022	ND	2.0000		2.0000
Cadmium, Total	ug/L	MW-14D	11/07/2022	ND	2.0000		2.0000
Cadmium, Total	ug/L	MW-1D	11/09/2022	ND	2.0000		2.0000
Cadmium, Total	ug/L	MW-2D	11/08/2022	ND	2.0000		2.0000
Cadmium, Total	ug/L	MW-3D	11/08/2022	ND	2.0000		2.0000
Cadmium, Total	ug/L	MW-7D	11/02/2022	ND	2.0000		2.0000
Cadmium, Total	ug/L	MW-9D	11/02/2022	ND	2.0000		2.0000
Cadmium, Total	ug/L	MW-9I	11/02/2022	ND	2.0000		2.0000
Chromium, Total	ug/L	MW-10D	11/03/2022	ND	10.0000		10.0000
Chromium, Total	ug/L	MW-11D	11/07/2022	ND	10.0000		10.0000
Chromium, Total	ug/L	MW-12D	11/02/2022	ND	10.0000		10.0000
Chromium, Total	ug/L	MW-13D	11/01/2022	ND	10.0000		10.0000
Chromium, Total	ug/L	MW-14D	11/07/2022	ND	10.0000		10.0000
Chromium, Total	ug/L	MW-1D	11/09/2022	ND	10.0000		10.0000
Chromium, Total	ug/L	MW-2D	11/08/2022	ND	10.0000		10.0000

* - Current value failed - awaiting verification.
 ** - Current value passed - previous exceedance not verified.
 *** - Current value failed - exceedance verified.
 **** - Current value passed - awaiting one more verification.
 ***** - Insufficient background data to compute prediction limit.
 ND = Not Detected, Result = detection limit.

Table C-2

Most Current Downgradient Monitoring Data

Constituent	Units	Well	Date		Result		Pred. Limit
Chromium, Total	ug/L	MW-3D	11/08/2022	ND	10.0000		10.0000
Chromium, Total	ug/L	MW-7D	11/02/2022	ND	10.0000		10.0000
Chromium, Total	ug/L	MW-9D	11/02/2022	ND	10.0000		10.0000
Chromium, Total	ug/L	MW-9I	11/02/2022	ND	10.0000		10.0000
Cobalt, Total	ug/L	MW-10D	11/03/2022	ND	1.0000		1.0000
Cobalt, Total	ug/L	MW-11D	11/07/2022	ND	1.0000		1.0000
Cobalt, Total	ug/L	MW-12D	11/02/2022	ND	1.0000		1.0000
Cobalt, Total	ug/L	MW-13D	11/01/2022	ND	1.0000		1.0000
Cobalt, Total	ug/L	MW-14D	11/07/2022	ND	1.0000		1.0000
Cobalt, Total	ug/L	MW-1D	11/09/2022	ND	1.0000		1.0000
Cobalt, Total	ug/L	MW-2D	11/08/2022	ND	1.0000		1.0000
Cobalt, Total	ug/L	MW-3D	11/08/2022	ND	1.0000		1.0000
Cobalt, Total	ug/L	MW-7D	11/02/2022	ND	1.0000		1.0000
Cobalt, Total	ug/L	MW-9D	11/02/2022	ND	1.0000		1.0000
Cobalt, Total	ug/L	MW-9I	11/02/2022	ND	1.0000		1.0000
Fluoride	mg/L	MW-10D	11/03/2022		1.7000	***	0.1300
Fluoride	mg/L	MW-11D	11/07/2022		0.4000	***	0.1300
Fluoride	mg/L	MW-12D	11/02/2022		1.5000	***	0.1300
Fluoride	mg/L	MW-13D	11/01/2022		0.6000	***	0.1300
Fluoride	mg/L	MW-14D	11/07/2022		0.2500	***	0.1300
Fluoride	mg/L	MW-1D	11/09/2022		0.4400	***	0.1300
Fluoride	mg/L	MW-2D	11/08/2022		0.9400	***	0.1300
Fluoride	mg/L	MW-3D	11/08/2022		0.2500	***	0.1300
Fluoride	mg/L	MW-7D	11/02/2022		0.4600	***	0.1300
Fluoride	mg/L	MW-9D	11/02/2022		0.4500	***	0.1300
Fluoride	mg/L	MW-9I	11/02/2022		0.9700	***	0.1300
Lead, Total	ug/L	MW-10D	11/03/2022	ND	10.0000		10.0000
Lead, Total	ug/L	MW-11D	11/07/2022	ND	10.0000		10.0000
Lead, Total	ug/L	MW-12D	11/02/2022	ND	10.0000		10.0000
Lead, Total	ug/L	MW-13D	11/01/2022	ND	10.0000		10.0000
Lead, Total	ug/L	MW-14D	11/07/2022	ND	10.0000		10.0000

* - Current value failed - awaiting verification.
 ** - Current value passed - previous exceedance not verified.
 *** - Current value failed - exceedance verified.
 **** - Current value passed - awaiting one more verification.
 ***** - Insufficient background data to compute prediction limit.
 ND = Not Detected, Result = detection limit.

Table C-2

Most Current Downgradient Monitoring Data

Constituent	Units	Well	Date		Result		Pred. Limit
Lead, Total	ug/L	MW-1D	11/09/2022	ND	10.0000		10.0000
Lead, Total	ug/L	MW-2D	11/08/2022	ND	10.0000		10.0000
Lead, Total	ug/L	MW-3D	11/08/2022	ND	10.0000		10.0000
Lead, Total	ug/L	MW-7D	11/02/2022	ND	10.0000		10.0000
Lead, Total	ug/L	MW-9D	11/02/2022	ND	10.0000		10.0000
Lead, Total	ug/L	MW-9I	11/02/2022	ND	10.0000		10.0000
Lithium, Total	ug/L	MW-10D	11/03/2022		46.0000	***	20.0000
Lithium, Total	ug/L	MW-11D	11/07/2022		139.0000	***	20.0000
Lithium, Total	ug/L	MW-12D	11/02/2022		77.2000	***	20.0000
Lithium, Total	ug/L	MW-13D	11/01/2022		76.5000	***	20.0000
Lithium, Total	ug/L	MW-14D	11/07/2022		545.0000	***	20.0000
Lithium, Total	ug/L	MW-1D	11/09/2022	ND	20.0000		20.0000
Lithium, Total	ug/L	MW-2D	11/08/2022		54.8000	***	20.0000
Lithium, Total	ug/L	MW-3D	11/08/2022	ND	20.0000		20.0000
Lithium, Total	ug/L	MW-7D	11/02/2022		93.7000	***	20.0000
Lithium, Total	ug/L	MW-9D	11/02/2022	ND	20.0000	**	20.0000
Lithium, Total	ug/L	MW-9I	11/02/2022		22.3000	***	20.0000
Mercury	ug/L	MW-10D	05/02/2022	ND	0.2000		2.0000
Mercury	ug/L	MW-11D	05/10/2022	ND	0.2000		2.0000
Mercury	ug/L	MW-12D	05/06/2022	ND	0.2000		2.0000
Mercury	ug/L	MW-13D	05/04/2022	ND	0.2000		2.0000
Mercury	ug/L	MW-14D	05/11/2022	ND	0.2000		2.0000
Mercury	ug/L	MW-1D	05/09/2022	ND	0.2000		2.0000
Mercury	ug/L	MW-2D	05/04/2022	ND	0.2000		2.0000
Mercury	ug/L	MW-3D	05/02/2022	ND	0.2000		2.0000
Mercury	ug/L	MW-7D	05/04/2022	ND	0.2000		2.0000
Mercury	ug/L	MW-9D	05/06/2022	ND	0.2000		2.0000
Mercury	ug/L	MW-9I	05/06/2022	ND	0.2000		2.0000
Molybdenum, Total	ug/L	MW-10D	11/03/2022		115.0000	***	10.0000
Molybdenum, Total	ug/L	MW-11D	11/07/2022	ND	10.0000		10.0000
Molybdenum, Total	ug/L	MW-12D	11/02/2022		166.0000	***	10.0000

* - Current value failed - awaiting verification.
 ** - Current value passed - previous exceedance not verified.
 *** - Current value failed - exceedance verified.
 **** - Current value passed - awaiting one more verification.
 ***** - Insufficient background data to compute prediction limit.
 ND = Not Detected, Result = detection limit.

Table C-2

Most Current Downgradient Monitoring Data

Constituent	Units	Well	Date		Result		Pred. Limit
Molybdenum, Total	ug/L	MW-13D	11/01/2022		503.0000	***	10.0000
Molybdenum, Total	ug/L	MW-14D	11/07/2022		263.0000	***	10.0000
Molybdenum, Total	ug/L	MW-1D	11/09/2022		27.2000	***	10.0000
Molybdenum, Total	ug/L	MW-2D	11/08/2022		82.0000	***	10.0000
Molybdenum, Total	ug/L	MW-3D	11/08/2022	ND	10.0000		10.0000
Molybdenum, Total	ug/L	MW-7D	11/02/2022		632.0000	***	10.0000
Molybdenum, Total	ug/L	MW-9D	11/02/2022		53.2000	***	10.0000
Molybdenum, Total	ug/L	MW-9I	11/02/2022		122.0000	***	10.0000
Selenium, Total	ug/L	MW-10D	11/03/2022	ND	1.0000		1.0000
Selenium, Total	ug/L	MW-11D	11/07/2022	ND	1.0000		1.0000
Selenium, Total	ug/L	MW-12D	11/02/2022	ND	1.0000		1.0000
Selenium, Total	ug/L	MW-13D	11/01/2022	ND	1.0000		1.0000
Selenium, Total	ug/L	MW-14D	11/07/2022	ND	1.0000		1.0000
Selenium, Total	ug/L	MW-1D	11/09/2022	ND	1.0000		1.0000
Selenium, Total	ug/L	MW-2D	11/08/2022	ND	1.0000		1.0000
Selenium, Total	ug/L	MW-3D	11/08/2022	ND	1.0000		1.0000
Selenium, Total	ug/L	MW-7D	11/02/2022	ND	1.0000		1.0000
Selenium, Total	ug/L	MW-9D	11/02/2022	ND	1.0000		1.0000
Selenium, Total	ug/L	MW-9I	11/02/2022	ND	1.0000		1.0000
Thallium, Total	ug/L	MW-10D	05/02/2022	ND	1.0000		1.0000
Thallium, Total	ug/L	MW-11D	05/10/2022	ND	1.0000		1.0000
Thallium, Total	ug/L	MW-12D	05/06/2022	ND	1.0000		1.0000
Thallium, Total	ug/L	MW-13D	05/04/2022	ND	1.0000		1.0000
Thallium, Total	ug/L	MW-14D	05/11/2022	ND	1.0000		1.0000
Thallium, Total	ug/L	MW-1D	05/09/2022	ND	1.0000		1.0000
Thallium, Total	ug/L	MW-2D	05/04/2022	ND	1.0000		1.0000
Thallium, Total	ug/L	MW-3D	05/02/2022	ND	1.0000		1.0000
Thallium, Total	ug/L	MW-7D	05/04/2022	ND	1.0000		1.0000
Thallium, Total	ug/L	MW-9D	05/06/2022	ND	1.0000		1.0000
Thallium, Total	ug/L	MW-9I	05/06/2022	ND	1.0000		1.0000
Total Radium	pCi/L	MW-10D	11/03/2022		1.5400		2.5736

* - Current value failed - awaiting verification.
 ** - Current value passed - previous exceedance not verified.
 *** - Current value failed - exceedance verified.
 **** - Current value passed - awaiting one more verification.
 ***** - Insufficient background data to compute prediction limit.
 ND = Not Detected, Result = detection limit.

Table C-2

Most Current Downgradient Monitoring Data

Constituent	Units	Well	Date		Result	Pred. Limit
Total Radium	pCi/L	MW-11D	11/07/2022		0.4490	2.5736
Total Radium	pCi/L	MW-12D	11/02/2022		1.0200	2.5736
Total Radium	pCi/L	MW-13D	11/01/2022		2.2100	2.5736
Total Radium	pCi/L	MW-14D	11/07/2022		1.1200	2.5736
Total Radium	pCi/L	MW-1D	11/09/2022		1.3700	2.5736
Total Radium	pCi/L	MW-2D	11/08/2022		2.0400	2.5736
Total Radium	pCi/L	MW-3D	11/08/2022	ND	1.6900	2.5736
Total Radium	pCi/L	MW-7D	11/02/2022	ND	1.6400	2.5736
Total Radium	pCi/L	MW-9D	11/02/2022	ND	1.5100	2.5736
Total Radium	pCi/L	MW-9I	11/02/2022		0.6970	2.5736

- * - Current value failed - awaiting verification.
- ** - Current value passed - previous exceedance not verified.
- *** - Current value failed - exceedance verified.
- **** - Current value passed - awaiting one more verification.
- ***** - Insufficient background data to compute prediction limit.
- ND = Not Detected, Result = detection limit.

Table C-3

Detection Frequencies in Upgradient and Downgradient Wells

Constituent	Upgradient			Downgradient		
	Detect	N	Proportion	Detect	N	Proportion
Antimony, Total	0	14	0.000	1	198	0.005
Arsenic, Total	14	14	1.000	155	198	0.783
Barium, Total	14	14	1.000	198	198	1.000
Beryllium, Total	0	12	0.000	0	165	0.000
Cadmium, Total	0	13	0.000	5	176	0.028
Chromium, Total	0	14	0.000	4	198	0.020
Cobalt, Total	0	14	0.000	4	187	0.021
Fluoride	7	14	0.500	207	209	0.990
Lead, Total	0	14	0.000	0	187	0.000
Lithium, Total	0	14	0.000	185	198	0.934
Mercury	0	11	0.000	1	154	0.006
Molybdenum, Total	0	14	0.000	175	198	0.884
Selenium, Total	0	14	0.000	0	198	0.000
Thallium, Total	0	11	0.000	0	154	0.000
Total Radium	13	14	0.929	171	198	0.864

N = Total number of measurements in all wells.
 Detect = Total number of detections in all wells.
 Proportion = Detect/N.

Table C-4

Shapiro-Wilk Multiple Group Test of Normality

Constituent	Detect	N	Detect Freq	G raw	G log	G cbrt	G sqrt	G sqr	G cub	Crit Value	Dist Form	Model Type
Antimony, Total	0	14	0.000	4.155	4.155					2.326	non-norm	nonpar
Arsenic, Total	14	14	1.000	3.259	2.623					2.326	non-norm	nonpar
Barium, Total	14	14	1.000	0.254	0.070					2.326	normal	normal
Beryllium, Total	0	12	0.000	3.731	3.731					2.326	non-norm	nonpar
Cadmium, Total	0	13	0.000	3.936	3.936					2.326	non-norm	nonpar
Chromium, Total	0	14	0.000	4.155	4.155					2.326	non-norm	nonpar
Cobalt, Total	0	14	0.000	4.155	4.155					2.326	non-norm	nonpar
Fluoride	7	14	0.500	3.140	3.137					2.326	non-norm	nonpar
Lead, Total	0	14	0.000	4.155	4.155					2.326	non-norm	nonpar
Lithium, Total	0	14	0.000	4.155	4.155					2.326	non-norm	nonpar
Mercury	0	11	0.000	3.485	3.485					2.326	non-norm	nonpar
Molybdenum, Total	0	14	0.000	4.155	4.155					2.326	non-norm	nonpar
Selenium, Total	0	14	0.000	4.155	4.155					2.326	non-norm	nonpar
Thallium, Total	0	11	0.000	3.485	3.485					2.326	non-norm	nonpar
Total Radium	13	14	0.929	0.156	1.171					2.326	normal	normal

* - Distribution override for that constituent.
 Fit to distribution is confirmed if G <= critical value.
 Model type may not match distributional form when detection frequency < 50%.

Table C-5

Summary Statistics and Prediction Limits

Constituent	Units	Detect	N	Mean	SD	alpha	Factor	Pred Limit	Type		Conf
Antimony, Total	ug/L	0	14					1.0000	nonpar	***	0.92
Arsenic, Total	ug/L	14	14					1.7000	nonpar		0.92
Barium, Total	ug/L	14	14	68.0071	3.5977	0.0100	2.7400	77.8648	normal		
Beryllium, Total	ug/L	0	12					0.2000	nonpar	***	0.90
Cadmium, Total	ug/L	0	13					2.0000	nonpar	***	0.91
Chromium, Total	ug/L	0	14					10.0000	nonpar	***	0.92
Cobalt, Total	ug/L	0	14					1.0000	nonpar	***	0.92
Fluoride	mg/L	7	14					0.1300	nonpar		0.92
Lead, Total	ug/L	0	14					10.0000	nonpar	***	0.92
Lithium, Total	ug/L	0	14					20.0000	nonpar	***	0.92
Mercury	ug/L	0	11					2.0000	nonpar	***	0.89
Molybdenum, Total	ug/L	0	14					10.0000	nonpar	***	0.92
Selenium, Total	ug/L	0	14					1.0000	nonpar	***	0.92
Thallium, Total	ug/L	0	11					1.0000	nonpar	***	0.89
Total Radium	pCi/L	13	14	1.2574	0.4804	0.0100	2.7400	2.5736	normal		

Conf = confidence level for passing initial test or one verification resample at all downgradient wells for a single constituent (nonparametric test only).

* - Insufficient Data.

** - Calculated limit raised to Manual Reporting Limit.

*** - Nonparametric limit based on ND value.

For transformed data, mean and SD in transformed units and prediction limit in original units.

All sample sizes and statistics are based on outlier free data.

For nonparametric limits, median reporting limits are substituted for extreme reporting limit values.

Table C-6

**Dixon's Test Outliers
1% Significance Level**

Constituent	Units	Well	Date	Result	ND Qualifier	Date Range	N	Critical Value
--------------------	--------------	-------------	-------------	---------------	---------------------	-------------------	----------	-----------------------

N = Total number of independent measurements in background at each well.

Date Range = Dates of the first and last measurements included in background at each well.

Critical Value depends on the significance level and on N-1 when the two most extreme values are tested or N for the most extreme value.

Table C-7

**Historical Downgradient Data for Constituent-Well Combinations
that Failed the Current Statistical Evaluation or
are in Verification Resampling Mode**

Constituent	Units	Well	Date		Result		Pred. Limit
Arsenic, Total	ug/L	MW-10D	04/06/2016		412.0000	*	1.7000
Arsenic, Total	ug/L	MW-10D	05/25/2016		440.0000	*	1.7000
Arsenic, Total	ug/L	MW-10D	08/09/2016		464.0000	*	1.7000
Arsenic, Total	ug/L	MW-10D	09/27/2016		488.0000	*	1.7000
Arsenic, Total	ug/L	MW-10D	11/29/2016		406.0000	*	1.7000
Arsenic, Total	ug/L	MW-10D	01/25/2017		433.0000	*	1.7000
Arsenic, Total	ug/L	MW-10D	05/23/2017		399.0000	*	1.7000
Arsenic, Total	ug/L	MW-10D	08/08/2017		447.0000	*	1.7000
Arsenic, Total	ug/L	MW-10D	05/30/2018		396.0000	*	1.7000
Arsenic, Total	ug/L	MW-10D	09/18/2018		323.0000	*	1.7000
Arsenic, Total	ug/L	MW-10D	05/16/2019		313.0000	*	1.7000
Arsenic, Total	ug/L	MW-10D	11/05/2019		275.0000	*	1.7000
Arsenic, Total	ug/L	MW-10D	05/19/2020		268.0000	*	1.7000
Arsenic, Total	ug/L	MW-10D	11/05/2020		265.0000	*	1.7000
Arsenic, Total	ug/L	MW-10D	05/06/2021		250.0000	*	1.7000
Arsenic, Total	ug/L	MW-10D	11/02/2021		173.0000	*	1.7000
Arsenic, Total	ug/L	MW-10D	05/02/2022		140.0000	*	1.7000
Arsenic, Total	ug/L	MW-10D	11/03/2022		2.1000	*	1.7000
Arsenic, Total	ug/L	MW-11D	04/07/2016	ND	10.6000	*	1.7000
Arsenic, Total	ug/L	MW-11D	05/26/2016		10.0000	*	1.7000
Arsenic, Total	ug/L	MW-11D	08/10/2016		14.4000	*	1.7000
Arsenic, Total	ug/L	MW-11D	09/28/2016		14.8000	*	1.7000
Arsenic, Total	ug/L	MW-11D	11/30/2016		12.0000	*	1.7000
Arsenic, Total	ug/L	MW-11D	01/26/2017		10.7000	*	1.7000
Arsenic, Total	ug/L	MW-11D	05/24/2017		14.4000	*	1.7000
Arsenic, Total	ug/L	MW-11D	08/09/2017		14.5000	*	1.7000
Arsenic, Total	ug/L	MW-11D	05/29/2018		18.2000	*	1.7000
Arsenic, Total	ug/L	MW-11D	09/14/2018		14.6000	*	1.7000
Arsenic, Total	ug/L	MW-11D	05/14/2019		14.3000	*	1.7000
Arsenic, Total	ug/L	MW-11D	11/07/2019		15.4000	*	1.7000

* - Significantly increased over background.
 ** - Detect at limit for 100% NDs in background (NPPL only).
 *** - Manual exclusion.
 ND = Not Detected, Result = detection limit.

Table C-7

**Historical Downgradient Data for Constituent-Well Combinations
that Failed the Current Statistical Evaluation or
are in Verification Resampling Mode**

Constituent	Units	Well	Date		Result		Pred. Limit
Arsenic, Total	ug/L	MW-11D	05/27/2020		15.7000	*	1.7000
Arsenic, Total	ug/L	MW-11D	11/05/2020		14.4000	*	1.7000
Arsenic, Total	ug/L	MW-11D	05/05/2021		15.4500	*	1.7000
Arsenic, Total	ug/L	MW-11D	11/01/2021		14.8000	*	1.7000
Arsenic, Total	ug/L	MW-11D	05/10/2022		16.1000	*	1.7000
Arsenic, Total	ug/L	MW-11D	11/07/2022		17.5000	*	1.7000
Arsenic, Total	ug/L	MW-12D	04/06/2016		241.0000	*	1.7000
Arsenic, Total	ug/L	MW-12D	05/25/2016		252.0000	*	1.7000
Arsenic, Total	ug/L	MW-12D	08/09/2016		243.0000	*	1.7000
Arsenic, Total	ug/L	MW-12D	09/27/2016		257.0000	*	1.7000
Arsenic, Total	ug/L	MW-12D	11/29/2016		280.0000	*	1.7000
Arsenic, Total	ug/L	MW-12D	01/25/2017		275.0000	*	1.7000
Arsenic, Total	ug/L	MW-12D	05/23/2017		268.0000	*	1.7000
Arsenic, Total	ug/L	MW-12D	08/08/2017		204.0000	*	1.7000
Arsenic, Total	ug/L	MW-12D	05/30/2018		223.0000	*	1.7000
Arsenic, Total	ug/L	MW-12D	09/17/2018		214.0000	*	1.7000
Arsenic, Total	ug/L	MW-12D	05/16/2019		210.0000	*	1.7000
Arsenic, Total	ug/L	MW-12D	11/06/2019		232.0000	*	1.7000
Arsenic, Total	ug/L	MW-12D	05/18/2020		287.0000	*	1.7000
Arsenic, Total	ug/L	MW-12D	11/05/2020		513.0000	*	1.7000
Arsenic, Total	ug/L	MW-12D	05/03/2021		463.0000	*	1.7000
Arsenic, Total	ug/L	MW-12D	11/01/2021		428.0000	*	1.7000
Arsenic, Total	ug/L	MW-12D	05/06/2022		387.0000	*	1.7000
Arsenic, Total	ug/L	MW-12D	11/02/2022		360.0000	*	1.7000
Arsenic, Total	ug/L	MW-13D	04/06/2016		214.0000	*	1.7000
Arsenic, Total	ug/L	MW-13D	05/25/2016		215.0000	*	1.7000
Arsenic, Total	ug/L	MW-13D	08/09/2016		245.0000	*	1.7000
Arsenic, Total	ug/L	MW-13D	09/27/2016		282.0000	*	1.7000
Arsenic, Total	ug/L	MW-13D	11/29/2016		291.0000	*	1.7000
Arsenic, Total	ug/L	MW-13D	01/25/2017		315.0000	*	1.7000

* - Significantly increased over background.
 ** - Detect at limit for 100% NDs in background (NPPL only).
 *** - Manual exclusion.
 ND = Not Detected, Result = detection limit.

Table C-7

**Historical Downgradient Data for Constituent-Well Combinations
that Failed the Current Statistical Evaluation or
are in Verification Resampling Mode**

Constituent	Units	Well	Date		Result		Pred. Limit
Arsenic, Total	ug/L	MW-13D	05/23/2017		306.0000	*	1.7000
Arsenic, Total	ug/L	MW-13D	08/08/2017		277.0000	*	1.7000
Arsenic, Total	ug/L	MW-13D	05/30/2018		253.0000	*	1.7000
Arsenic, Total	ug/L	MW-13D	09/18/2018		214.0000	*	1.7000
Arsenic, Total	ug/L	MW-13D	05/16/2019		225.0000	*	1.7000
Arsenic, Total	ug/L	MW-13D	11/06/2019		219.0000	*	1.7000
Arsenic, Total	ug/L	MW-13D	05/19/2020		241.0000	*	1.7000
Arsenic, Total	ug/L	MW-13D	11/05/2020		224.0000	*	1.7000
Arsenic, Total	ug/L	MW-13D	05/06/2021		242.0000	*	1.7000
Arsenic, Total	ug/L	MW-13D	11/01/2021		231.0000	*	1.7000
Arsenic, Total	ug/L	MW-13D	05/04/2022		245.0000	*	1.7000
Arsenic, Total	ug/L	MW-13D	11/01/2022		231.0000	*	1.7000
Arsenic, Total	ug/L	MW-14D	04/07/2016		89.1000	*	1.7000
Arsenic, Total	ug/L	MW-14D	05/26/2016		87.6000	*	1.7000
Arsenic, Total	ug/L	MW-14D	08/10/2016		86.5000	*	1.7000
Arsenic, Total	ug/L	MW-14D	09/28/2016		92.3000	*	1.7000
Arsenic, Total	ug/L	MW-14D	11/30/2016		103.0000	*	1.7000
Arsenic, Total	ug/L	MW-14D	01/26/2017		116.0000	*	1.7000
Arsenic, Total	ug/L	MW-14D	05/23/2017		124.0000	*	1.7000
Arsenic, Total	ug/L	MW-14D	08/09/2017		128.0000	*	1.7000
Arsenic, Total	ug/L	MW-14D	05/30/2018		147.0000	*	1.7000
Arsenic, Total	ug/L	MW-14D	09/17/2018		116.0000	*	1.7000
Arsenic, Total	ug/L	MW-14D	05/15/2019		108.0000	*	1.7000
Arsenic, Total	ug/L	MW-14D	11/07/2019		111.0000	*	1.7000
Arsenic, Total	ug/L	MW-14D	05/26/2020		131.0000	*	1.7000
Arsenic, Total	ug/L	MW-14D	11/05/2020		105.0000	*	1.7000
Arsenic, Total	ug/L	MW-14D	05/05/2021		133.0000	*	1.7000
Arsenic, Total	ug/L	MW-14D	11/01/2021		113.0000	*	1.7000
Arsenic, Total	ug/L	MW-14D	05/11/2022		127.0000	*	1.7000
Arsenic, Total	ug/L	MW-14D	11/07/2022		109.0000	*	1.7000

* - Significantly increased over background.
 ** - Detect at limit for 100% NDs in background (NPPL only).
 *** - Manual exclusion.
 ND = Not Detected, Result = detection limit.

Table C-7

**Historical Downgradient Data for Constituent-Well Combinations
that Failed the Current Statistical Evaluation or
are in Verification Resampling Mode**

Constituent	Units	Well	Date		Result	Pred. Limit
Arsenic, Total	ug/L	MW-1D	04/07/2016		10.3000 *	1.7000
Arsenic, Total	ug/L	MW-1D	05/26/2016		12.0000 *	1.7000
Arsenic, Total	ug/L	MW-1D	08/09/2016	ND	10.0000	1.7000
Arsenic, Total	ug/L	MW-1D	09/27/2016	ND	10.0000	1.7000
Arsenic, Total	ug/L	MW-1D	11/29/2016	ND	10.0000	1.7000
Arsenic, Total	ug/L	MW-1D	01/26/2017	ND	10.0000	1.7000
Arsenic, Total	ug/L	MW-1D	05/23/2017		11.7000 *	1.7000
Arsenic, Total	ug/L	MW-1D	08/09/2017	ND	10.0000	1.7000
Arsenic, Total	ug/L	MW-1D	05/29/2018	ND	10.0000	1.7000
Arsenic, Total	ug/L	MW-1D	09/17/2018		4.2000 *	1.7000
Arsenic, Total	ug/L	MW-1D	05/15/2019		4.7000 *	1.7000
Arsenic, Total	ug/L	MW-1D	11/07/2019		5.2000 *	1.7000
Arsenic, Total	ug/L	MW-1D	05/26/2020		7.4000 *	1.7000
Arsenic, Total	ug/L	MW-1D	11/06/2020		50.6000 *	1.7000
Arsenic, Total	ug/L	MW-1D	05/05/2021		5.9000 *	1.7000
Arsenic, Total	ug/L	MW-1D	11/03/2021		3.4000 *	1.7000
Arsenic, Total	ug/L	MW-1D	05/09/2022		4.5000 *	1.7000
Arsenic, Total	ug/L	MW-1D	11/09/2022		4.2000 *	1.7000
Arsenic, Total	ug/L	MW-2D	04/05/2016	ND	10.0000	1.7000
Arsenic, Total	ug/L	MW-2D	05/24/2016	ND	10.0000	1.7000
Arsenic, Total	ug/L	MW-2D	08/08/2016	ND	10.0000	1.7000
Arsenic, Total	ug/L	MW-2D	09/26/2016	ND	10.0000	1.7000
Arsenic, Total	ug/L	MW-2D	11/28/2016	ND	10.0000	1.7000
Arsenic, Total	ug/L	MW-2D	01/24/2017	ND	10.0000	1.7000
Arsenic, Total	ug/L	MW-2D	05/22/2017	ND	10.0000	1.7000
Arsenic, Total	ug/L	MW-2D	08/07/2017	ND	10.0000	1.7000
Arsenic, Total	ug/L	MW-2D	05/29/2018	ND	10.0000	1.7000
Arsenic, Total	ug/L	MW-2D	09/17/2018		1.8000 *	1.7000
Arsenic, Total	ug/L	MW-2D	05/15/2019		2.2000 *	1.7000
Arsenic, Total	ug/L	MW-2D	11/05/2019		3.1000 *	1.7000

* - Significantly increased over background.
 ** - Detect at limit for 100% NDs in background (NPPL only).
 *** - Manual exclusion.
 ND = Not Detected, Result = detection limit.

Table C-7

**Historical Downgradient Data for Constituent-Well Combinations
that Failed the Current Statistical Evaluation or
are in Verification Resampling Mode**

Constituent	Units	Well	Date		Result		Pred. Limit
Arsenic, Total	ug/L	MW-2D	05/19/2020		1.9000	*	1.7000
Arsenic, Total	ug/L	MW-2D	11/04/2020		3.8000	*	1.7000
Arsenic, Total	ug/L	MW-2D	05/03/2021		2.5000	*	1.7000
Arsenic, Total	ug/L	MW-2D	11/01/2021		3.8000	*	1.7000
Arsenic, Total	ug/L	MW-2D	05/04/2022		4.0000	*	1.7000
Arsenic, Total	ug/L	MW-2D	11/08/2022		5.9000	*	1.7000
Arsenic, Total	ug/L	MW-3D	04/05/2016	ND	10.0000		1.7000
Arsenic, Total	ug/L	MW-3D	05/25/2016	ND	10.0000		1.7000
Arsenic, Total	ug/L	MW-3D	08/08/2016	ND	10.0000		1.7000
Arsenic, Total	ug/L	MW-3D	09/26/2016	ND	10.0000		1.7000
Arsenic, Total	ug/L	MW-3D	11/28/2016	ND	10.0000		1.7000
Arsenic, Total	ug/L	MW-3D	01/24/2017	ND	10.0000		1.7000
Arsenic, Total	ug/L	MW-3D	05/22/2017	ND	10.0000		1.7000
Arsenic, Total	ug/L	MW-3D	08/07/2017	ND	10.0000		1.7000
Arsenic, Total	ug/L	MW-3D	05/29/2018	ND	10.0000		1.7000
Arsenic, Total	ug/L	MW-3D	09/17/2018		2.7000	*	1.7000
Arsenic, Total	ug/L	MW-3D	05/15/2019		2.9000	*	1.7000
Arsenic, Total	ug/L	MW-3D	11/06/2019		2.9000	*	1.7000
Arsenic, Total	ug/L	MW-3D	05/18/2020		3.3000	*	1.7000
Arsenic, Total	ug/L	MW-3D	11/03/2020		2.9000	*	1.7000
Arsenic, Total	ug/L	MW-3D	05/03/2021		3.8000	*	1.7000
Arsenic, Total	ug/L	MW-3D	11/01/2021		3.4000	*	1.7000
Arsenic, Total	ug/L	MW-3D	05/02/2022		3.3000	*	1.7000
Arsenic, Total	ug/L	MW-3D	11/08/2022		4.2000	*	1.7000
Arsenic, Total	ug/L	MW-7D	04/06/2016		428.0000	*	1.7000
Arsenic, Total	ug/L	MW-7D	05/25/2016		435.0000	*	1.7000
Arsenic, Total	ug/L	MW-7D	08/09/2016		412.0000	*	1.7000
Arsenic, Total	ug/L	MW-7D	09/27/2016		408.0000	*	1.7000
Arsenic, Total	ug/L	MW-7D	11/29/2016		417.0000	*	1.7000
Arsenic, Total	ug/L	MW-7D	01/25/2017		468.0000	*	1.7000

* - Significantly increased over background.
 ** - Detect at limit for 100% NDs in background (NPPL only).
 *** - Manual exclusion.
 ND = Not Detected, Result = detection limit.

Table C-7

**Historical Downgradient Data for Constituent-Well Combinations
that Failed the Current Statistical Evaluation or
are in Verification Resampling Mode**

Constituent	Units	Well	Date		Result		Pred. Limit
Arsenic, Total	ug/L	MW-7D	05/23/2017		509.0000	*	1.7000
Arsenic, Total	ug/L	MW-7D	08/08/2017		504.0000	*	1.7000
Arsenic, Total	ug/L	MW-7D	05/30/2018		491.0000	*	1.7000
Arsenic, Total	ug/L	MW-7D	09/18/2018		433.0000	*	1.7000
Arsenic, Total	ug/L	MW-7D	05/15/2019		471.0000	*	1.7000
Arsenic, Total	ug/L	MW-7D	11/06/2019		432.0000	*	1.7000
Arsenic, Total	ug/L	MW-7D	05/27/2020		467.0000	*	1.7000
Arsenic, Total	ug/L	MW-7D	11/17/2020		402.0000	*	1.7000
Arsenic, Total	ug/L	MW-7D	05/06/2021		476.0000	*	1.7000
Arsenic, Total	ug/L	MW-7D	11/02/2021		457.0000	*	1.7000
Arsenic, Total	ug/L	MW-7D	05/04/2022		484.0000	*	1.7000
Arsenic, Total	ug/L	MW-7D	11/02/2022		438.0000	*	1.7000
Arsenic, Total	ug/L	MW-9D	04/06/2016	ND	10.0000		1.7000
Arsenic, Total	ug/L	MW-9D	05/25/2016	ND	10.0000		1.7000
Arsenic, Total	ug/L	MW-9D	08/08/2016	ND	10.0000		1.7000
Arsenic, Total	ug/L	MW-9D	09/27/2016	ND	10.0000		1.7000
Arsenic, Total	ug/L	MW-9D	11/29/2016	ND	10.0000		1.7000
Arsenic, Total	ug/L	MW-9D	01/25/2017	ND	10.0000		1.7000
Arsenic, Total	ug/L	MW-9D	05/23/2017	ND	10.0000		1.7000
Arsenic, Total	ug/L	MW-9D	08/08/2017	ND	10.0000		1.7000
Arsenic, Total	ug/L	MW-9D	05/30/2018	ND	10.0000		1.7000
Arsenic, Total	ug/L	MW-9D	09/17/2018		2.8000	*	1.7000
Arsenic, Total	ug/L	MW-9D	05/16/2019		2.1000	*	1.7000
Arsenic, Total	ug/L	MW-9D	11/06/2019		3.2000	*	1.7000
Arsenic, Total	ug/L	MW-9D	05/19/2020		5.3000	*	1.7000
Arsenic, Total	ug/L	MW-9D	11/04/2020		4.7000	*	1.7000
Arsenic, Total	ug/L	MW-9D	05/03/2021		8.7000	*	1.7000
Arsenic, Total	ug/L	MW-9D	11/04/2021		9.0000	*	1.7000
Arsenic, Total	ug/L	MW-9D	05/06/2022		21.3000	*	1.7000
Arsenic, Total	ug/L	MW-9D	11/02/2022		17.8000	*	1.7000

* - Significantly increased over background.
 ** - Detect at limit for 100% NDs in background (NPPL only).
 *** - Manual exclusion.
 ND = Not Detected, Result = detection limit.

Table C-7

**Historical Downgradient Data for Constituent-Well Combinations
that Failed the Current Statistical Evaluation or
are in Verification Resampling Mode**

Constituent	Units	Well	Date		Result	Pred. Limit
Arsenic, Total	ug/L	MW-9I	04/06/2016	ND	10.0000	1.7000
Arsenic, Total	ug/L	MW-9I	05/25/2016	ND	10.0000	1.7000
Arsenic, Total	ug/L	MW-9I	08/08/2016	ND	10.0000	1.7000
Arsenic, Total	ug/L	MW-9I	09/27/2016	ND	10.0000	1.7000
Arsenic, Total	ug/L	MW-9I	11/28/2016	ND	10.0000	1.7000
Arsenic, Total	ug/L	MW-9I	01/25/2017	ND	10.0000	1.7000
Arsenic, Total	ug/L	MW-9I	05/23/2017	ND	10.0000	1.7000
Arsenic, Total	ug/L	MW-9I	08/08/2017	ND	10.0000	1.7000
Arsenic, Total	ug/L	MW-9I	05/30/2018	ND	10.0000	1.7000
Arsenic, Total	ug/L	MW-9I	09/17/2018		5.0000 *	1.7000
Arsenic, Total	ug/L	MW-9I	05/16/2019		3.8000 *	1.7000
Arsenic, Total	ug/L	MW-9I	11/06/2019		4.0000 *	1.7000
Arsenic, Total	ug/L	MW-9I	05/19/2020		4.2000 *	1.7000
Arsenic, Total	ug/L	MW-9I	11/04/2020		4.6000 *	1.7000
Arsenic, Total	ug/L	MW-9I	05/03/2021		4.8000 *	1.7000
Arsenic, Total	ug/L	MW-9I	11/04/2021		5.2000 *	1.7000
Arsenic, Total	ug/L	MW-9I	05/06/2022		11.3000 *	1.7000
Arsenic, Total	ug/L	MW-9I	11/02/2022		16.6000 *	1.7000
Barium, Total	ug/L	MW-1D	04/07/2016		47.2000	77.8648
Barium, Total	ug/L	MW-1D	05/26/2016		49.6000	77.8648
Barium, Total	ug/L	MW-1D	08/09/2016		51.6000	77.8648
Barium, Total	ug/L	MW-1D	09/27/2016		49.8000	77.8648
Barium, Total	ug/L	MW-1D	11/29/2016		39.3000	77.8648
Barium, Total	ug/L	MW-1D	01/26/2017		44.2000	77.8648
Barium, Total	ug/L	MW-1D	05/23/2017		48.4000	77.8648
Barium, Total	ug/L	MW-1D	08/09/2017		51.3000	77.8648
Barium, Total	ug/L	MW-1D	05/29/2018		49.8000	77.8648
Barium, Total	ug/L	MW-1D	09/17/2018		51.7000	77.8648
Barium, Total	ug/L	MW-1D	05/15/2019		61.8000	77.8648
Barium, Total	ug/L	MW-1D	11/07/2019		55.5000	77.8648

* - Significantly increased over background.
 ** - Detect at limit for 100% NDs in background (NPPL only).
 *** - Manual exclusion.
 ND = Not Detected, Result = detection limit.

Table C-7

**Historical Downgradient Data for Constituent-Well Combinations
that Failed the Current Statistical Evaluation or
are in Verification Resampling Mode**

Constituent	Units	Well	Date		Result	Pred. Limit
Barium, Total	ug/L	MW-1D	05/26/2020		71.0000	77.8648
Barium, Total	ug/L	MW-1D	11/06/2020	*	113.0000	77.8648
Barium, Total	ug/L	MW-1D	05/05/2021		77.5000	77.8648
Barium, Total	ug/L	MW-1D	11/03/2021		72.0000	77.8648
Barium, Total	ug/L	MW-1D	05/09/2022	*	78.0000	77.8648
Barium, Total	ug/L	MW-1D	11/09/2022	*	87.6000	77.8648
Barium, Total	ug/L	MW-3D	04/05/2016		42.2000	77.8648
Barium, Total	ug/L	MW-3D	05/25/2016		20.5000	77.8648
Barium, Total	ug/L	MW-3D	08/08/2016		31.6000	77.8648
Barium, Total	ug/L	MW-3D	09/26/2016		47.5000	77.8648
Barium, Total	ug/L	MW-3D	11/28/2016		47.4000	77.8648
Barium, Total	ug/L	MW-3D	01/24/2017		53.2000	77.8648
Barium, Total	ug/L	MW-3D	05/22/2017		62.4000	77.8648
Barium, Total	ug/L	MW-3D	08/07/2017		64.4000	77.8648
Barium, Total	ug/L	MW-3D	05/29/2018		70.5000	77.8648
Barium, Total	ug/L	MW-3D	09/17/2018		75.3000	77.8648
Barium, Total	ug/L	MW-3D	05/15/2019		68.8000	77.8648
Barium, Total	ug/L	MW-3D	11/06/2019		50.8000	77.8648
Barium, Total	ug/L	MW-3D	05/18/2020		49.8000	77.8648
Barium, Total	ug/L	MW-3D	11/03/2020		53.2000	77.8648
Barium, Total	ug/L	MW-3D	05/03/2021		39.3000	77.8648
Barium, Total	ug/L	MW-3D	11/01/2021		66.9000	77.8648
Barium, Total	ug/L	MW-3D	05/02/2022		66.0000	77.8648
Barium, Total	ug/L	MW-3D	11/08/2022	*	85.6000	77.8648
Barium, Total	ug/L	MW-9I	04/06/2016		36.9000	77.8648
Barium, Total	ug/L	MW-9I	05/25/2016		19.5000	77.8648
Barium, Total	ug/L	MW-9I	08/08/2016		19.9000	77.8648
Barium, Total	ug/L	MW-9I	09/27/2016		22.8000	77.8648
Barium, Total	ug/L	MW-9I	11/28/2016		25.1000	77.8648
Barium, Total	ug/L	MW-9I	01/25/2017		30.8000	77.8648

* - Significantly increased over background.
 ** - Detect at limit for 100% NDs in background (NPPL only).
 *** - Manual exclusion.
 ND = Not Detected, Result = detection limit.

Table C-7

**Historical Downgradient Data for Constituent-Well Combinations
that Failed the Current Statistical Evaluation or
are in Verification Resampling Mode**

Constituent	Units	Well	Date		Result	Pred. Limit
Barium, Total	ug/L	MW-9I	05/23/2017		33.0000	77.8648
Barium, Total	ug/L	MW-9I	08/08/2017		34.3000	77.8648
Barium, Total	ug/L	MW-9I	05/30/2018		57.7000	77.8648
Barium, Total	ug/L	MW-9I	09/17/2018		53.7000	77.8648
Barium, Total	ug/L	MW-9I	05/16/2019		57.3000	77.8648
Barium, Total	ug/L	MW-9I	11/06/2019		56.8000	77.8648
Barium, Total	ug/L	MW-9I	05/19/2020		64.2000	77.8648
Barium, Total	ug/L	MW-9I	11/04/2020		67.1000	77.8648
Barium, Total	ug/L	MW-9I	05/03/2021		69.5000	77.8648
Barium, Total	ug/L	MW-9I	11/04/2021		73.4000	77.8648
Barium, Total	ug/L	MW-9I	05/06/2022		78.1000 *	77.8648
Barium, Total	ug/L	MW-9I	11/02/2022		70.4000	77.8648
Fluoride	mg/L	MW-10D	04/06/2016		1.7000 *	0.1300
Fluoride	mg/L	MW-10D	05/25/2016		2.2000 *	0.1300
Fluoride	mg/L	MW-10D	08/09/2016		2.1000 *	0.1300
Fluoride	mg/L	MW-10D	09/27/2016		2.2000 *	0.1300
Fluoride	mg/L	MW-10D	11/29/2016		2.2000 *	0.1300
Fluoride	mg/L	MW-10D	01/25/2017		2.3000 *	0.1300
Fluoride	mg/L	MW-10D	05/23/2017		2.2000 *	0.1300
Fluoride	mg/L	MW-10D	08/08/2017		2.2000 *	0.1300
Fluoride	mg/L	MW-10D	09/20/2017		2.1000 *	0.1300
Fluoride	mg/L	MW-10D	05/30/2018		2.6000 *	0.1300
Fluoride	mg/L	MW-10D	09/18/2018		2.6000 *	0.1300
Fluoride	mg/L	MW-10D	05/16/2019		2.4000 *	0.1300
Fluoride	mg/L	MW-10D	11/05/2019		2.3000 *	0.1300
Fluoride	mg/L	MW-10D	05/19/2020		2.5000 *	0.1300
Fluoride	mg/L	MW-10D	11/05/2020		2.6000 *	0.1300
Fluoride	mg/L	MW-10D	05/06/2021		2.6000 *	0.1300
Fluoride	mg/L	MW-10D	11/02/2021		2.0000 *	0.1300
Fluoride	mg/L	MW-10D	05/02/2022		1.9000 *	0.1300

* - Significantly increased over background.
 ** - Detect at limit for 100% NDs in background (NPPL only).
 *** - Manual exclusion.
 ND = Not Detected, Result = detection limit.

Table C-7

**Historical Downgradient Data for Constituent-Well Combinations
that Failed the Current Statistical Evaluation or
are in Verification Resampling Mode**

Constituent	Units	Well	Date		Result		Pred. Limit
Fluoride	mg/L	MW-10D	11/03/2022		1.7000	*	0.1300
Fluoride	mg/L	MW-11D	04/07/2016		0.3800	*	0.1300
Fluoride	mg/L	MW-11D	05/26/2016		0.3700	*	0.1300
Fluoride	mg/L	MW-11D	08/10/2016		0.3100	*	0.1300
Fluoride	mg/L	MW-11D	09/28/2016		0.3000	*	0.1300
Fluoride	mg/L	MW-11D	11/30/2016		0.2900	*	0.1300
Fluoride	mg/L	MW-11D	01/26/2017		0.3100	*	0.1300
Fluoride	mg/L	MW-11D	05/24/2017		0.4300	*	0.1300
Fluoride	mg/L	MW-11D	08/09/2017		0.4500	*	0.1300
Fluoride	mg/L	MW-11D	09/20/2017		0.4800	*	0.1300
Fluoride	mg/L	MW-11D	05/29/2018		0.4500	*	0.1300
Fluoride	mg/L	MW-11D	09/14/2018		0.3100	*	0.1300
Fluoride	mg/L	MW-11D	05/14/2019		0.4700	*	0.1300
Fluoride	mg/L	MW-11D	11/07/2019		0.4100	*	0.1300
Fluoride	mg/L	MW-11D	05/27/2020		0.3700	*	0.1300
Fluoride	mg/L	MW-11D	11/05/2020		0.4300	*	0.1300
Fluoride	mg/L	MW-11D	05/05/2021		0.2500	*	0.1300
Fluoride	mg/L	MW-11D	11/01/2021		0.3600	*	0.1300
Fluoride	mg/L	MW-11D	05/10/2022		0.3000	*	0.1300
Fluoride	mg/L	MW-11D	11/07/2022		0.4000	*	0.1300
Fluoride	mg/L	MW-12D	04/06/2016		0.2200	*	0.1300
Fluoride	mg/L	MW-12D	05/25/2016		0.2700	*	0.1300
Fluoride	mg/L	MW-12D	08/09/2016		0.2800	*	0.1300
Fluoride	mg/L	MW-12D	09/27/2016		0.3100	*	0.1300
Fluoride	mg/L	MW-12D	11/29/2016		0.3800	*	0.1300
Fluoride	mg/L	MW-12D	01/25/2017		0.4900	*	0.1300
Fluoride	mg/L	MW-12D	05/23/2017		0.5000	*	0.1300
Fluoride	mg/L	MW-12D	08/08/2017		0.5300	*	0.1300
Fluoride	mg/L	MW-12D	09/20/2017		0.4400	*	0.1300
Fluoride	mg/L	MW-12D	05/30/2018		1.1000	*	0.1300

* - Significantly increased over background.
 ** - Detect at limit for 100% NDs in background (NPPL only).
 *** - Manual exclusion.
 ND = Not Detected, Result = detection limit.

Table C-7

**Historical Downgradient Data for Constituent-Well Combinations
that Failed the Current Statistical Evaluation or
are in Verification Resampling Mode**

Constituent	Units	Well	Date		Result		Pred. Limit
Fluoride	mg/L	MW-12D	09/17/2018		0.9500 *		0.1300
Fluoride	mg/L	MW-12D	05/16/2019		1.3000 *		0.1300
Fluoride	mg/L	MW-12D	11/06/2019		1.2000 *		0.1300
Fluoride	mg/L	MW-12D	05/18/2020		1.1000 *		0.1300
Fluoride	mg/L	MW-12D	11/05/2020		0.9700 *		0.1300
Fluoride	mg/L	MW-12D	05/03/2021		1.3000 *		0.1300
Fluoride	mg/L	MW-12D	11/01/2021		1.3000 *		0.1300
Fluoride	mg/L	MW-12D	05/06/2022		1.9000 *		0.1300
Fluoride	mg/L	MW-12D	11/02/2022		1.5000 *		0.1300
Fluoride	mg/L	MW-13D	04/06/2016		0.3900 *		0.1300
Fluoride	mg/L	MW-13D	05/25/2016		0.4000 *		0.1300
Fluoride	mg/L	MW-13D	08/09/2016		0.3700 *		0.1300
Fluoride	mg/L	MW-13D	09/27/2016		0.3700 *		0.1300
Fluoride	mg/L	MW-13D	11/29/2016		0.3700 *		0.1300
Fluoride	mg/L	MW-13D	01/25/2017		0.3700 *		0.1300
Fluoride	mg/L	MW-13D	05/23/2017		0.3600 *		0.1300
Fluoride	mg/L	MW-13D	08/08/2017		0.4300 *		0.1300
Fluoride	mg/L	MW-13D	09/20/2017		0.4100 *		0.1300
Fluoride	mg/L	MW-13D	05/30/2018		0.4500 *		0.1300
Fluoride	mg/L	MW-13D	09/18/2018		0.4700 *		0.1300
Fluoride	mg/L	MW-13D	05/16/2019		0.4900 *		0.1300
Fluoride	mg/L	MW-13D	11/06/2019		0.4900 *		0.1300
Fluoride	mg/L	MW-13D	05/19/2020		0.5900 *		0.1300
Fluoride	mg/L	MW-13D	11/05/2020		0.6200 *		0.1300
Fluoride	mg/L	MW-13D	05/06/2021		0.6000 *		0.1300
Fluoride	mg/L	MW-13D	11/01/2021		0.5500 *		0.1300
Fluoride	mg/L	MW-13D	05/04/2022		0.7600 *		0.1300
Fluoride	mg/L	MW-13D	11/01/2022		0.6000 *		0.1300
Fluoride	mg/L	MW-14D	04/07/2016		0.3700 *		0.1300
Fluoride	mg/L	MW-14D	05/26/2016		0.3600 *		0.1300

* - Significantly increased over background.
 ** - Detect at limit for 100% NDs in background (NPPL only).
 *** - Manual exclusion.
 ND = Not Detected, Result = detection limit.

Table C-7

**Historical Downgradient Data for Constituent-Well Combinations
that Failed the Current Statistical Evaluation or
are in Verification Resampling Mode**

Constituent	Units	Well	Date		Result		Pred. Limit
Fluoride	mg/L	MW-14D	08/10/2016		0.3600 *		0.1300
Fluoride	mg/L	MW-14D	09/28/2016		0.3700 *		0.1300
Fluoride	mg/L	MW-14D	11/30/2016		0.3900 *		0.1300
Fluoride	mg/L	MW-14D	01/26/2017		0.3100 *		0.1300
Fluoride	mg/L	MW-14D	05/23/2017		0.3400 *		0.1300
Fluoride	mg/L	MW-14D	08/09/2017		0.3400 *		0.1300
Fluoride	mg/L	MW-14D	09/20/2017		0.3400 *		0.1300
Fluoride	mg/L	MW-14D	05/30/2018		0.3200 *		0.1300
Fluoride	mg/L	MW-14D	09/17/2018		0.2300 *		0.1300
Fluoride	mg/L	MW-14D	05/15/2019		0.2800 *		0.1300
Fluoride	mg/L	MW-14D	11/07/2019		0.2100 *		0.1300
Fluoride	mg/L	MW-14D	05/26/2020	ND	0.1000		0.1300
Fluoride	mg/L	MW-14D	11/05/2020		0.2600 *		0.1300
Fluoride	mg/L	MW-14D	05/05/2021	ND	0.1000		0.1300
Fluoride	mg/L	MW-14D	11/01/2021		0.2000 *		0.1300
Fluoride	mg/L	MW-14D	05/11/2022		0.3300 *		0.1300
Fluoride	mg/L	MW-14D	11/07/2022		0.2500 *		0.1300
Fluoride	mg/L	MW-1D	04/07/2016		0.4300 *		0.1300
Fluoride	mg/L	MW-1D	05/26/2016		0.4700 *		0.1300
Fluoride	mg/L	MW-1D	08/09/2016		0.3800 *		0.1300
Fluoride	mg/L	MW-1D	09/27/2016		0.3700 *		0.1300
Fluoride	mg/L	MW-1D	11/29/2016		0.3900 *		0.1300
Fluoride	mg/L	MW-1D	01/26/2017		0.4100 *		0.1300
Fluoride	mg/L	MW-1D	05/23/2017		0.4200 *		0.1300
Fluoride	mg/L	MW-1D	08/09/2017		0.4100 *		0.1300
Fluoride	mg/L	MW-1D	09/20/2017		0.4200 *		0.1300
Fluoride	mg/L	MW-1D	05/29/2018		0.3700 *		0.1300
Fluoride	mg/L	MW-1D	09/17/2018		0.3700 *		0.1300
Fluoride	mg/L	MW-1D	05/15/2019		0.3400 *		0.1300
Fluoride	mg/L	MW-1D	11/07/2019		0.3100 *		0.1300

* - Significantly increased over background.
 ** - Detect at limit for 100% NDs in background (NPPL only).
 *** - Manual exclusion.
 ND = Not Detected, Result = detection limit.

Table C-7

**Historical Downgradient Data for Constituent-Well Combinations
that Failed the Current Statistical Evaluation or
are in Verification Resampling Mode**

Constituent	Units	Well	Date		Result		Pred. Limit
Fluoride	mg/L	MW-1D	05/26/2020		0.2600	*	0.1300
Fluoride	mg/L	MW-1D	11/06/2020		0.3300	*	0.1300
Fluoride	mg/L	MW-1D	05/05/2021		0.2300	*	0.1300
Fluoride	mg/L	MW-1D	11/03/2021		0.3100	*	0.1300
Fluoride	mg/L	MW-1D	05/09/2022		0.4200	*	0.1300
Fluoride	mg/L	MW-1D	11/09/2022		0.4400	*	0.1300
Fluoride	mg/L	MW-2D	04/05/2016		2.1000	*	0.1300
Fluoride	mg/L	MW-2D	05/24/2016		2.2000	*	0.1300
Fluoride	mg/L	MW-2D	08/08/2016		2.2000	*	0.1300
Fluoride	mg/L	MW-2D	09/26/2016		2.6000	*	0.1300
Fluoride	mg/L	MW-2D	11/28/2016		2.6000	*	0.1300
Fluoride	mg/L	MW-2D	01/24/2017		2.4000	*	0.1300
Fluoride	mg/L	MW-2D	05/22/2017		2.6000	*	0.1300
Fluoride	mg/L	MW-2D	08/07/2017		2.6000	*	0.1300
Fluoride	mg/L	MW-2D	09/20/2017		2.6000	*	0.1300
Fluoride	mg/L	MW-2D	05/29/2018		2.6000	*	0.1300
Fluoride	mg/L	MW-2D	09/17/2018		2.8000	*	0.1300
Fluoride	mg/L	MW-2D	05/15/2019		1.6000	*	0.1300
Fluoride	mg/L	MW-2D	11/05/2019		1.3000	*	0.1300
Fluoride	mg/L	MW-2D	05/19/2020		1.2000	*	0.1300
Fluoride	mg/L	MW-2D	11/04/2020		1.0000	*	0.1300
Fluoride	mg/L	MW-2D	05/03/2021		0.8700	*	0.1300
Fluoride	mg/L	MW-2D	11/01/2021		0.8600	*	0.1300
Fluoride	mg/L	MW-2D	05/04/2022		0.9500	*	0.1300
Fluoride	mg/L	MW-2D	11/08/2022		0.9400	*	0.1300
Fluoride	mg/L	MW-3D	04/05/2016		0.3300	*	0.1300
Fluoride	mg/L	MW-3D	05/25/2016		0.4300	*	0.1300
Fluoride	mg/L	MW-3D	08/08/2016		0.4100	*	0.1300
Fluoride	mg/L	MW-3D	09/26/2016		0.4400	*	0.1300
Fluoride	mg/L	MW-3D	11/28/2016		0.4200	*	0.1300

* - Significantly increased over background.
 ** - Detect at limit for 100% NDs in background (NPPL only).
 *** - Manual exclusion.
 ND = Not Detected, Result = detection limit.

Table C-7

**Historical Downgradient Data for Constituent-Well Combinations
that Failed the Current Statistical Evaluation or
are in Verification Resampling Mode**

Constituent	Units	Well	Date		Result		Pred. Limit
Fluoride	mg/L	MW-3D	01/24/2017		0.4000 *		0.1300
Fluoride	mg/L	MW-3D	05/22/2017		0.3800 *		0.1300
Fluoride	mg/L	MW-3D	08/07/2017		0.4000 *		0.1300
Fluoride	mg/L	MW-3D	09/20/2017		0.4000 *		0.1300
Fluoride	mg/L	MW-3D	05/29/2018		0.2900 *		0.1300
Fluoride	mg/L	MW-3D	09/17/2018		0.2800 *		0.1300
Fluoride	mg/L	MW-3D	05/15/2019		0.2400 *		0.1300
Fluoride	mg/L	MW-3D	11/06/2019		0.2100 *		0.1300
Fluoride	mg/L	MW-3D	05/18/2020		0.2300 *		0.1300
Fluoride	mg/L	MW-3D	11/03/2020		0.2000 *		0.1300
Fluoride	mg/L	MW-3D	05/03/2021		0.1800 *		0.1300
Fluoride	mg/L	MW-3D	11/01/2021		0.1500 *		0.1300
Fluoride	mg/L	MW-3D	05/02/2022		0.1400 *		0.1300
Fluoride	mg/L	MW-3D	11/08/2022		0.2500 *		0.1300
Fluoride	mg/L	MW-7D	04/06/2016		0.2800 *		0.1300
Fluoride	mg/L	MW-7D	05/25/2016		0.3300 *		0.1300
Fluoride	mg/L	MW-7D	08/09/2016		0.3100 *		0.1300
Fluoride	mg/L	MW-7D	09/27/2016		0.3100 *		0.1300
Fluoride	mg/L	MW-7D	11/29/2016		0.3000 *		0.1300
Fluoride	mg/L	MW-7D	01/25/2017		0.2600 *		0.1300
Fluoride	mg/L	MW-7D	05/23/2017		0.2500 *		0.1300
Fluoride	mg/L	MW-7D	08/08/2017		0.2800 *		0.1300
Fluoride	mg/L	MW-7D	09/20/2017		0.2600 *		0.1300
Fluoride	mg/L	MW-7D	05/30/2018		0.2900 *		0.1300
Fluoride	mg/L	MW-7D	09/18/2018		0.3000 *		0.1300
Fluoride	mg/L	MW-7D	05/15/2019		0.3200 *		0.1300
Fluoride	mg/L	MW-7D	11/06/2019		0.3500 *		0.1300
Fluoride	mg/L	MW-7D	05/27/2020		0.3900 *		0.1300
Fluoride	mg/L	MW-7D	11/17/2020		0.4200 *		0.1300
Fluoride	mg/L	MW-7D	05/06/2021		0.3600 *		0.1300

* - Significantly increased over background.
 ** - Detect at limit for 100% NDs in background (NPPL only).
 *** - Manual exclusion.
 ND = Not Detected, Result = detection limit.

Table C-7

**Historical Downgradient Data for Constituent-Well Combinations
that Failed the Current Statistical Evaluation or
are in Verification Resampling Mode**

Constituent	Units	Well	Date		Result		Pred. Limit
Fluoride	mg/L	MW-7D	11/02/2021		0.3800 *		0.1300
Fluoride	mg/L	MW-7D	05/04/2022		0.5100 *		0.1300
Fluoride	mg/L	MW-7D	11/02/2022		0.4600 *		0.1300
Fluoride	mg/L	MW-9D	04/06/2016		0.3400 *		0.1300
Fluoride	mg/L	MW-9D	05/25/2016		0.3900 *		0.1300
Fluoride	mg/L	MW-9D	08/08/2016		0.3900 *		0.1300
Fluoride	mg/L	MW-9D	09/27/2016		0.4000 *		0.1300
Fluoride	mg/L	MW-9D	11/29/2016		0.4400 *		0.1300
Fluoride	mg/L	MW-9D	01/25/2017		0.4000 *		0.1300
Fluoride	mg/L	MW-9D	05/23/2017		0.4600 *		0.1300
Fluoride	mg/L	MW-9D	08/08/2017		0.4900 *		0.1300
Fluoride	mg/L	MW-9D	09/20/2017		0.5200 *		0.1300
Fluoride	mg/L	MW-9D	05/30/2018		0.4500 *		0.1300
Fluoride	mg/L	MW-9D	09/17/2018		0.4300 *		0.1300
Fluoride	mg/L	MW-9D	05/16/2019		0.4400 *		0.1300
Fluoride	mg/L	MW-9D	11/06/2019		0.4400 *		0.1300
Fluoride	mg/L	MW-9D	05/19/2020		0.4600 *		0.1300
Fluoride	mg/L	MW-9D	11/04/2020		0.4200 *		0.1300
Fluoride	mg/L	MW-9D	05/03/2021		0.4000 *		0.1300
Fluoride	mg/L	MW-9D	11/04/2021		0.3600 *		0.1300
Fluoride	mg/L	MW-9D	05/06/2022		0.4800 *		0.1300
Fluoride	mg/L	MW-9D	11/02/2022		0.4500 *		0.1300
Fluoride	mg/L	MW-9I	04/06/2016		0.4400 *		0.1300
Fluoride	mg/L	MW-9I	05/25/2016		0.5300 *		0.1300
Fluoride	mg/L	MW-9I	08/08/2016		0.5500 *		0.1300
Fluoride	mg/L	MW-9I	09/27/2016		0.5800 *		0.1300
Fluoride	mg/L	MW-9I	11/28/2016		0.6100 *		0.1300
Fluoride	mg/L	MW-9I	01/25/2017		0.5300 *		0.1300
Fluoride	mg/L	MW-9I	05/23/2017		0.5700 *		0.1300
Fluoride	mg/L	MW-9I	08/08/2017		0.5800 *		0.1300

* - Significantly increased over background.
 ** - Detect at limit for 100% NDs in background (NPPL only).
 *** - Manual exclusion.
 ND = Not Detected, Result = detection limit.

Table C-7

**Historical Downgradient Data for Constituent-Well Combinations
that Failed the Current Statistical Evaluation or
are in Verification Resampling Mode**

Constituent	Units	Well	Date	Result	Pred. Limit
Fluoride	mg/L	MW-9I	09/20/2017	0.5900 *	0.1300
Fluoride	mg/L	MW-9I	05/30/2018	0.5300 *	0.1300
Fluoride	mg/L	MW-9I	09/17/2018	0.5800 *	0.1300
Fluoride	mg/L	MW-9I	05/16/2019	0.6800 *	0.1300
Fluoride	mg/L	MW-9I	11/06/2019	0.6900 *	0.1300
Fluoride	mg/L	MW-9I	05/19/2020	0.7300 *	0.1300
Fluoride	mg/L	MW-9I	11/04/2020	0.7800 *	0.1300
Fluoride	mg/L	MW-9I	05/03/2021	0.9700 *	0.1300
Fluoride	mg/L	MW-9I	11/04/2021	0.9800 *	0.1300
Fluoride	mg/L	MW-9I	05/06/2022	1.2000 *	0.1300
Fluoride	mg/L	MW-9I	11/02/2022	0.9700 *	0.1300
Lithium, Total	ug/L	MW-10D	04/06/2016	123.0000 *	20.0000
Lithium, Total	ug/L	MW-10D	05/25/2016	105.0000 *	20.0000
Lithium, Total	ug/L	MW-10D	08/09/2016	96.3000 *	20.0000
Lithium, Total	ug/L	MW-10D	09/27/2016	82.9000 *	20.0000
Lithium, Total	ug/L	MW-10D	11/29/2016	92.2000 *	20.0000
Lithium, Total	ug/L	MW-10D	01/25/2017	92.0000 *	20.0000
Lithium, Total	ug/L	MW-10D	05/23/2017	85.2000 *	20.0000
Lithium, Total	ug/L	MW-10D	08/08/2017	86.2000 *	20.0000
Lithium, Total	ug/L	MW-10D	05/30/2018	63.3000 *	20.0000
Lithium, Total	ug/L	MW-10D	09/18/2018	61.6000 *	20.0000
Lithium, Total	ug/L	MW-10D	05/16/2019	69.4000 *	20.0000
Lithium, Total	ug/L	MW-10D	11/05/2019	61.6000 *	20.0000
Lithium, Total	ug/L	MW-10D	05/19/2020	62.5000 *	20.0000
Lithium, Total	ug/L	MW-10D	11/05/2020	52.2000 *	20.0000
Lithium, Total	ug/L	MW-10D	05/06/2021	49.8000 *	20.0000
Lithium, Total	ug/L	MW-10D	11/02/2021	67.4000 *	20.0000
Lithium, Total	ug/L	MW-10D	05/02/2022	65.6000 *	20.0000
Lithium, Total	ug/L	MW-10D	11/03/2022	46.0000 *	20.0000
Lithium, Total	ug/L	MW-11D	04/07/2016	127.0000 *	20.0000

* - Significantly increased over background.
 ** - Detect at limit for 100% NDs in background (NPPL only).
 *** - Manual exclusion.
 ND = Not Detected, Result = detection limit.

Table C-7

**Historical Downgradient Data for Constituent-Well Combinations
that Failed the Current Statistical Evaluation or
are in Verification Resampling Mode**

Constituent	Units	Well	Date		Result		Pred. Limit
Lithium, Total	ug/L	MW-11D	05/26/2016		122.0000	*	20.0000
Lithium, Total	ug/L	MW-11D	08/10/2016		132.0000	*	20.0000
Lithium, Total	ug/L	MW-11D	09/28/2016		128.0000	*	20.0000
Lithium, Total	ug/L	MW-11D	11/30/2016		137.0000	*	20.0000
Lithium, Total	ug/L	MW-11D	01/26/2017		133.0000	*	20.0000
Lithium, Total	ug/L	MW-11D	05/24/2017		109.0000	*	20.0000
Lithium, Total	ug/L	MW-11D	08/09/2017		124.0000	*	20.0000
Lithium, Total	ug/L	MW-11D	05/29/2018		122.0000	*	20.0000
Lithium, Total	ug/L	MW-11D	09/14/2018		126.0000	*	20.0000
Lithium, Total	ug/L	MW-11D	05/14/2019		128.0000	*	20.0000
Lithium, Total	ug/L	MW-11D	11/07/2019		128.0000	*	20.0000
Lithium, Total	ug/L	MW-11D	05/27/2020		142.0000	*	20.0000
Lithium, Total	ug/L	MW-11D	11/05/2020		134.0000	*	20.0000
Lithium, Total	ug/L	MW-11D	05/05/2021		141.0000	*	20.0000
Lithium, Total	ug/L	MW-11D	11/01/2021		150.0000	*	20.0000
Lithium, Total	ug/L	MW-11D	05/10/2022		147.0000	*	20.0000
Lithium, Total	ug/L	MW-11D	11/07/2022		139.0000	*	20.0000
Lithium, Total	ug/L	MW-12D	04/06/2016		141.0000	*	20.0000
Lithium, Total	ug/L	MW-12D	05/25/2016		152.0000	*	20.0000
Lithium, Total	ug/L	MW-12D	08/09/2016		140.0000	*	20.0000
Lithium, Total	ug/L	MW-12D	09/27/2016		147.0000	*	20.0000
Lithium, Total	ug/L	MW-12D	11/29/2016		140.0000	*	20.0000
Lithium, Total	ug/L	MW-12D	01/25/2017		166.0000	*	20.0000
Lithium, Total	ug/L	MW-12D	05/23/2017		129.0000	*	20.0000
Lithium, Total	ug/L	MW-12D	08/08/2017		151.0000	*	20.0000
Lithium, Total	ug/L	MW-12D	05/30/2018		118.0000	*	20.0000
Lithium, Total	ug/L	MW-12D	09/17/2018		122.0000	*	20.0000
Lithium, Total	ug/L	MW-12D	05/16/2019		104.0000	*	20.0000
Lithium, Total	ug/L	MW-12D	11/06/2019		104.0000	*	20.0000
Lithium, Total	ug/L	MW-12D	05/18/2020		113.0000	*	20.0000

* - Significantly increased over background.
 ** - Detect at limit for 100% NDs in background (NPPL only).
 *** - Manual exclusion.
 ND = Not Detected, Result = detection limit.

Table C-7

**Historical Downgradient Data for Constituent-Well Combinations
that Failed the Current Statistical Evaluation or
are in Verification Resampling Mode**

Constituent	Units	Well	Date		Result		Pred. Limit
Lithium, Total	ug/L	MW-12D	11/05/2020		108.0000	*	20.0000
Lithium, Total	ug/L	MW-12D	05/03/2021		69.6000	*	20.0000
Lithium, Total	ug/L	MW-12D	11/01/2021		95.5000	*	20.0000
Lithium, Total	ug/L	MW-12D	05/06/2022		74.8000	*	20.0000
Lithium, Total	ug/L	MW-12D	11/02/2022		77.2000	*	20.0000
Lithium, Total	ug/L	MW-13D	04/06/2016		87.6000	*	20.0000
Lithium, Total	ug/L	MW-13D	05/25/2016		99.8000	*	20.0000
Lithium, Total	ug/L	MW-13D	08/09/2016		112.0000	*	20.0000
Lithium, Total	ug/L	MW-13D	09/27/2016		133.0000	*	20.0000
Lithium, Total	ug/L	MW-13D	11/29/2016		176.0000	*	20.0000
Lithium, Total	ug/L	MW-13D	01/25/2017		190.0000	*	20.0000
Lithium, Total	ug/L	MW-13D	05/23/2017		154.0000	*	20.0000
Lithium, Total	ug/L	MW-13D	08/08/2017		128.0000	*	20.0000
Lithium, Total	ug/L	MW-13D	05/30/2018		112.0000	*	20.0000
Lithium, Total	ug/L	MW-13D	09/18/2018		101.0000	*	20.0000
Lithium, Total	ug/L	MW-13D	05/16/2019		105.0000	*	20.0000
Lithium, Total	ug/L	MW-13D	11/06/2019		85.0000	*	20.0000
Lithium, Total	ug/L	MW-13D	05/19/2020		96.8000	*	20.0000
Lithium, Total	ug/L	MW-13D	11/05/2020		79.6000	*	20.0000
Lithium, Total	ug/L	MW-13D	05/06/2021		72.7000	*	20.0000
Lithium, Total	ug/L	MW-13D	11/01/2021		84.7000	*	20.0000
Lithium, Total	ug/L	MW-13D	05/04/2022		76.3000	*	20.0000
Lithium, Total	ug/L	MW-13D	11/01/2022		76.5000	*	20.0000
Lithium, Total	ug/L	MW-14D	04/07/2016		526.0000	*	20.0000
Lithium, Total	ug/L	MW-14D	05/26/2016		620.0000	*	20.0000
Lithium, Total	ug/L	MW-14D	08/10/2016		358.0000	*	20.0000
Lithium, Total	ug/L	MW-14D	09/28/2016		355.0000	*	20.0000
Lithium, Total	ug/L	MW-14D	11/30/2016		352.0000	*	20.0000
Lithium, Total	ug/L	MW-14D	01/26/2017		520.0000	*	20.0000
Lithium, Total	ug/L	MW-14D	05/23/2017		662.0000	*	20.0000

* - Significantly increased over background.
 ** - Detect at limit for 100% NDs in background (NPPL only).
 *** - Manual exclusion.
 ND = Not Detected, Result = detection limit.

Table C-7

**Historical Downgradient Data for Constituent-Well Combinations
that Failed the Current Statistical Evaluation or
are in Verification Resampling Mode**

Constituent	Units	Well	Date	Result	Pred. Limit
Lithium, Total	ug/L	MW-14D	08/09/2017	541.0000 *	20.0000
Lithium, Total	ug/L	MW-14D	05/30/2018	664.0000 *	20.0000
Lithium, Total	ug/L	MW-14D	09/17/2018	610.0000 *	20.0000
Lithium, Total	ug/L	MW-14D	05/15/2019	567.0000 *	20.0000
Lithium, Total	ug/L	MW-14D	11/07/2019	479.0000 *	20.0000
Lithium, Total	ug/L	MW-14D	05/26/2020	820.0000 *	20.0000
Lithium, Total	ug/L	MW-14D	11/05/2020	445.0000 *	20.0000
Lithium, Total	ug/L	MW-14D	05/05/2021	809.0000 *	20.0000
Lithium, Total	ug/L	MW-14D	11/01/2021	751.0000 *	20.0000
Lithium, Total	ug/L	MW-14D	05/11/2022	768.0000 *	20.0000
Lithium, Total	ug/L	MW-14D	11/07/2022	545.0000 *	20.0000
Lithium, Total	ug/L	MW-2D	04/05/2016	108.0000 *	20.0000
Lithium, Total	ug/L	MW-2D	05/24/2016	105.0000 *	20.0000
Lithium, Total	ug/L	MW-2D	08/08/2016	103.0000 *	20.0000
Lithium, Total	ug/L	MW-2D	09/26/2016	77.8000 *	20.0000
Lithium, Total	ug/L	MW-2D	11/28/2016	91.2000 *	20.0000
Lithium, Total	ug/L	MW-2D	01/24/2017	90.2000 *	20.0000
Lithium, Total	ug/L	MW-2D	05/22/2017	73.3000 *	20.0000
Lithium, Total	ug/L	MW-2D	08/07/2017	87.8000 *	20.0000
Lithium, Total	ug/L	MW-2D	05/29/2018	36.7000 *	20.0000
Lithium, Total	ug/L	MW-2D	09/17/2018	32.1000 *	20.0000
Lithium, Total	ug/L	MW-2D	05/15/2019	45.2000 *	20.0000
Lithium, Total	ug/L	MW-2D	11/05/2019	65.0000 *	20.0000
Lithium, Total	ug/L	MW-2D	05/19/2020	42.8000 *	20.0000
Lithium, Total	ug/L	MW-2D	11/04/2020	55.4000 *	20.0000
Lithium, Total	ug/L	MW-2D	05/03/2021	40.3000 *	20.0000
Lithium, Total	ug/L	MW-2D	11/01/2021	56.1000 *	20.0000
Lithium, Total	ug/L	MW-2D	05/04/2022	49.4000 *	20.0000
Lithium, Total	ug/L	MW-2D	11/08/2022	54.8000 *	20.0000
Lithium, Total	ug/L	MW-7D	04/06/2016	150.0000 *	20.0000

* - Significantly increased over background.
 ** - Detect at limit for 100% NDs in background (NPPL only).
 *** - Manual exclusion.
 ND = Not Detected, Result = detection limit.

Table C-7

**Historical Downgradient Data for Constituent-Well Combinations
that Failed the Current Statistical Evaluation or
are in Verification Resampling Mode**

Constituent	Units	Well	Date		Result		Pred. Limit
Lithium, Total	ug/L	MW-7D	05/25/2016		132.0000	*	20.0000
Lithium, Total	ug/L	MW-7D	08/09/2016		120.0000	*	20.0000
Lithium, Total	ug/L	MW-7D	09/27/2016		107.0000	*	20.0000
Lithium, Total	ug/L	MW-7D	11/29/2016		127.0000	*	20.0000
Lithium, Total	ug/L	MW-7D	01/25/2017		150.0000	*	20.0000
Lithium, Total	ug/L	MW-7D	05/23/2017		136.0000	*	20.0000
Lithium, Total	ug/L	MW-7D	08/08/2017		152.0000	*	20.0000
Lithium, Total	ug/L	MW-7D	05/30/2018		120.0000	*	20.0000
Lithium, Total	ug/L	MW-7D	09/18/2018		110.0000	*	20.0000
Lithium, Total	ug/L	MW-7D	05/15/2019		125.0000	*	20.0000
Lithium, Total	ug/L	MW-7D	11/06/2019		95.5000	*	20.0000
Lithium, Total	ug/L	MW-7D	05/27/2020		104.0000	*	20.0000
Lithium, Total	ug/L	MW-7D	11/17/2020		91.7000	*	20.0000
Lithium, Total	ug/L	MW-7D	05/06/2021		96.9000	*	20.0000
Lithium, Total	ug/L	MW-7D	11/02/2021		103.0000	*	20.0000
Lithium, Total	ug/L	MW-7D	05/04/2022		100.0000	*	20.0000
Lithium, Total	ug/L	MW-7D	11/02/2022		93.7000	*	20.0000
Lithium, Total	ug/L	MW-9D	04/06/2016		146.0000	*	20.0000
Lithium, Total	ug/L	MW-9D	05/25/2016		134.0000	*	20.0000
Lithium, Total	ug/L	MW-9D	08/08/2016		123.0000	*	20.0000
Lithium, Total	ug/L	MW-9D	09/27/2016		102.0000	*	20.0000
Lithium, Total	ug/L	MW-9D	11/29/2016		119.0000	*	20.0000
Lithium, Total	ug/L	MW-9D	01/25/2017		109.0000	*	20.0000
Lithium, Total	ug/L	MW-9D	05/23/2017		71.9000	*	20.0000
Lithium, Total	ug/L	MW-9D	08/08/2017		65.9000	*	20.0000
Lithium, Total	ug/L	MW-9D	05/30/2018		48.2000	*	20.0000
Lithium, Total	ug/L	MW-9D	09/17/2018		43.5000	*	20.0000
Lithium, Total	ug/L	MW-9D	05/16/2019		44.4000	*	20.0000
Lithium, Total	ug/L	MW-9D	11/06/2019		33.6000	*	20.0000
Lithium, Total	ug/L	MW-9D	05/19/2020		32.1000	*	20.0000

* - Significantly increased over background.
 ** - Detect at limit for 100% NDs in background (NPPL only).
 *** - Manual exclusion.
 ND = Not Detected, Result = detection limit.

Table C-7

**Historical Downgradient Data for Constituent-Well Combinations
that Failed the Current Statistical Evaluation or
are in Verification Resampling Mode**

Constituent	Units	Well	Date		Result		Pred. Limit
Lithium, Total	ug/L	MW-9D	11/04/2020		25.2000	*	20.0000
Lithium, Total	ug/L	MW-9D	05/03/2021		25.0000	*	20.0000
Lithium, Total	ug/L	MW-9D	11/04/2021		23.0000	*	20.0000
Lithium, Total	ug/L	MW-9D	05/06/2022		22.6000	*	20.0000
Lithium, Total	ug/L	MW-9D	11/02/2022	ND	20.0000		20.0000
Lithium, Total	ug/L	MW-9I	04/06/2016		104.0000	*	20.0000
Lithium, Total	ug/L	MW-9I	05/25/2016		79.6000	*	20.0000
Lithium, Total	ug/L	MW-9I	08/08/2016		68.6000	*	20.0000
Lithium, Total	ug/L	MW-9I	09/27/2016		58.3000	*	20.0000
Lithium, Total	ug/L	MW-9I	11/28/2016		62.3000	*	20.0000
Lithium, Total	ug/L	MW-9I	01/25/2017		59.6000	*	20.0000
Lithium, Total	ug/L	MW-9I	05/23/2017		51.5000	*	20.0000
Lithium, Total	ug/L	MW-9I	08/08/2017		56.3000	*	20.0000
Lithium, Total	ug/L	MW-9I	05/30/2018		35.4000	*	20.0000
Lithium, Total	ug/L	MW-9I	09/17/2018		37.0000	*	20.0000
Lithium, Total	ug/L	MW-9I	05/16/2019		38.4000	*	20.0000
Lithium, Total	ug/L	MW-9I	11/06/2019		30.2000	*	20.0000
Lithium, Total	ug/L	MW-9I	05/19/2020		30.6000	*	20.0000
Lithium, Total	ug/L	MW-9I	11/04/2020		23.3000	*	20.0000
Lithium, Total	ug/L	MW-9I	05/03/2021		30.5000	*	20.0000
Lithium, Total	ug/L	MW-9I	11/04/2021		28.5000	*	20.0000
Lithium, Total	ug/L	MW-9I	05/06/2022		25.6000	*	20.0000
Lithium, Total	ug/L	MW-9I	11/02/2022		22.3000	*	20.0000
Molybdenum, Total	ug/L	MW-10D	04/06/2016		264.0000	*	10.0000
Molybdenum, Total	ug/L	MW-10D	05/25/2016		288.0000	*	10.0000
Molybdenum, Total	ug/L	MW-10D	08/09/2016		290.0000	*	10.0000
Molybdenum, Total	ug/L	MW-10D	09/27/2016		259.0000	*	10.0000
Molybdenum, Total	ug/L	MW-10D	11/29/2016		274.0000	*	10.0000
Molybdenum, Total	ug/L	MW-10D	01/25/2017		251.0000	*	10.0000
Molybdenum, Total	ug/L	MW-10D	05/23/2017		235.0000	*	10.0000

* - Significantly increased over background.
 ** - Detect at limit for 100% NDs in background (NPPL only).
 *** - Manual exclusion.
 ND = Not Detected, Result = detection limit.

Table C-7

**Historical Downgradient Data for Constituent-Well Combinations
that Failed the Current Statistical Evaluation or
are in Verification Resampling Mode**

Constituent	Units	Well	Date		Result		Pred. Limit
Molybdenum, Total	ug/L	MW-10D	08/08/2017		220.0000	*	10.0000
Molybdenum, Total	ug/L	MW-10D	05/30/2018		168.0000	*	10.0000
Molybdenum, Total	ug/L	MW-10D	09/18/2018		141.0000	*	10.0000
Molybdenum, Total	ug/L	MW-10D	05/16/2019		99.0000	*	10.0000
Molybdenum, Total	ug/L	MW-10D	11/05/2019		76.5000	*	10.0000
Molybdenum, Total	ug/L	MW-10D	05/19/2020		72.8000	*	10.0000
Molybdenum, Total	ug/L	MW-10D	11/05/2020		88.6000	*	10.0000
Molybdenum, Total	ug/L	MW-10D	05/06/2021		97.2000	*	10.0000
Molybdenum, Total	ug/L	MW-10D	11/02/2021		84.1000	*	10.0000
Molybdenum, Total	ug/L	MW-10D	05/02/2022		82.4000	*	10.0000
Molybdenum, Total	ug/L	MW-10D	11/03/2022		115.0000	*	10.0000
Molybdenum, Total	ug/L	MW-12D	04/06/2016		286.0000	*	10.0000
Molybdenum, Total	ug/L	MW-12D	05/25/2016		257.0000	*	10.0000
Molybdenum, Total	ug/L	MW-12D	08/09/2016		270.0000	*	10.0000
Molybdenum, Total	ug/L	MW-12D	09/27/2016		274.0000	*	10.0000
Molybdenum, Total	ug/L	MW-12D	11/29/2016		249.0000	*	10.0000
Molybdenum, Total	ug/L	MW-12D	01/25/2017		254.0000	*	10.0000
Molybdenum, Total	ug/L	MW-12D	05/23/2017		214.0000	*	10.0000
Molybdenum, Total	ug/L	MW-12D	08/08/2017		232.0000	*	10.0000
Molybdenum, Total	ug/L	MW-12D	05/30/2018		232.0000	*	10.0000
Molybdenum, Total	ug/L	MW-12D	09/17/2018		239.0000	*	10.0000
Molybdenum, Total	ug/L	MW-12D	05/16/2019		219.0000	*	10.0000
Molybdenum, Total	ug/L	MW-12D	11/06/2019		218.0000	*	10.0000
Molybdenum, Total	ug/L	MW-12D	05/18/2020		227.0000	*	10.0000
Molybdenum, Total	ug/L	MW-12D	11/05/2020		200.0000	*	10.0000
Molybdenum, Total	ug/L	MW-12D	05/03/2021		173.0000	*	10.0000
Molybdenum, Total	ug/L	MW-12D	11/01/2021		176.0000	*	10.0000
Molybdenum, Total	ug/L	MW-12D	05/06/2022		154.0000	*	10.0000
Molybdenum, Total	ug/L	MW-12D	11/02/2022		166.0000	*	10.0000
Molybdenum, Total	ug/L	MW-13D	04/06/2016		646.0000	*	10.0000

* - Significantly increased over background.
 ** - Detect at limit for 100% NDs in background (NPPL only).
 *** - Manual exclusion.
 ND = Not Detected, Result = detection limit.

Table C-7

**Historical Downgradient Data for Constituent-Well Combinations
that Failed the Current Statistical Evaluation or
are in Verification Resampling Mode**

Constituent	Units	Well	Date		Result		Pred. Limit
Molybdenum, Total	ug/L	MW-13D	05/25/2016		575.0000	*	10.0000
Molybdenum, Total	ug/L	MW-13D	08/09/2016		671.0000	*	10.0000
Molybdenum, Total	ug/L	MW-13D	09/27/2016		647.0000	*	10.0000
Molybdenum, Total	ug/L	MW-13D	11/29/2016		695.0000	*	10.0000
Molybdenum, Total	ug/L	MW-13D	01/25/2017		704.0000	*	10.0000
Molybdenum, Total	ug/L	MW-13D	05/23/2017		667.0000	*	10.0000
Molybdenum, Total	ug/L	MW-13D	08/08/2017		651.0000	*	10.0000
Molybdenum, Total	ug/L	MW-13D	05/30/2018		922.0000	*	10.0000
Molybdenum, Total	ug/L	MW-13D	09/18/2018		857.0000	*	10.0000
Molybdenum, Total	ug/L	MW-13D	05/16/2019		1090.0000	*	10.0000
Molybdenum, Total	ug/L	MW-13D	11/06/2019		880.0000	*	10.0000
Molybdenum, Total	ug/L	MW-13D	05/19/2020		881.0000	*	10.0000
Molybdenum, Total	ug/L	MW-13D	11/05/2020		859.0000	*	10.0000
Molybdenum, Total	ug/L	MW-13D	05/06/2021		762.0000	*	10.0000
Molybdenum, Total	ug/L	MW-13D	11/01/2021		599.0000	*	10.0000
Molybdenum, Total	ug/L	MW-13D	05/04/2022		565.0000	*	10.0000
Molybdenum, Total	ug/L	MW-13D	11/01/2022		503.0000	*	10.0000
Molybdenum, Total	ug/L	MW-14D	04/07/2016		200.0000	*	10.0000
Molybdenum, Total	ug/L	MW-14D	05/26/2016		187.0000	*	10.0000
Molybdenum, Total	ug/L	MW-14D	08/10/2016		254.0000	*	10.0000
Molybdenum, Total	ug/L	MW-14D	09/28/2016		242.0000	*	10.0000
Molybdenum, Total	ug/L	MW-14D	11/30/2016		245.0000	*	10.0000
Molybdenum, Total	ug/L	MW-14D	01/26/2017		219.0000	*	10.0000
Molybdenum, Total	ug/L	MW-14D	05/23/2017		224.0000	*	10.0000
Molybdenum, Total	ug/L	MW-14D	08/09/2017		200.0000	*	10.0000
Molybdenum, Total	ug/L	MW-14D	05/30/2018		185.0000	*	10.0000
Molybdenum, Total	ug/L	MW-14D	09/17/2018		185.0000	*	10.0000
Molybdenum, Total	ug/L	MW-14D	05/15/2019		188.0000	*	10.0000
Molybdenum, Total	ug/L	MW-14D	11/07/2019		267.0000	*	10.0000
Molybdenum, Total	ug/L	MW-14D	05/26/2020		187.0000	*	10.0000

* - Significantly increased over background.
 ** - Detect at limit for 100% NDs in background (NPPL only).
 *** - Manual exclusion.
 ND = Not Detected, Result = detection limit.

Table C-7

**Historical Downgradient Data for Constituent-Well Combinations
that Failed the Current Statistical Evaluation or
are in Verification Resampling Mode**

Constituent	Units	Well	Date		Result		Pred. Limit
Molybdenum, Total	ug/L	MW-14D	11/05/2020		259.0000	*	10.0000
Molybdenum, Total	ug/L	MW-14D	05/05/2021		218.0000	*	10.0000
Molybdenum, Total	ug/L	MW-14D	11/01/2021		257.0000	*	10.0000
Molybdenum, Total	ug/L	MW-14D	05/11/2022		203.0000	*	10.0000
Molybdenum, Total	ug/L	MW-14D	11/07/2022		263.0000	*	10.0000
Molybdenum, Total	ug/L	MW-1D	04/07/2016		234.0000	*	10.0000
Molybdenum, Total	ug/L	MW-1D	05/26/2016		205.0000	*	10.0000
Molybdenum, Total	ug/L	MW-1D	08/09/2016		159.0000	*	10.0000
Molybdenum, Total	ug/L	MW-1D	09/27/2016		130.0000	*	10.0000
Molybdenum, Total	ug/L	MW-1D	11/29/2016		128.0000	*	10.0000
Molybdenum, Total	ug/L	MW-1D	01/26/2017		121.0000	*	10.0000
Molybdenum, Total	ug/L	MW-1D	05/23/2017		97.0000	*	10.0000
Molybdenum, Total	ug/L	MW-1D	08/09/2017		76.2000	*	10.0000
Molybdenum, Total	ug/L	MW-1D	05/29/2018		63.5000	*	10.0000
Molybdenum, Total	ug/L	MW-1D	09/17/2018		51.2000	*	10.0000
Molybdenum, Total	ug/L	MW-1D	05/15/2019		54.5000	*	10.0000
Molybdenum, Total	ug/L	MW-1D	11/07/2019		47.8000	*	10.0000
Molybdenum, Total	ug/L	MW-1D	05/26/2020		44.9000	*	10.0000
Molybdenum, Total	ug/L	MW-1D	11/06/2020		34.6000	*	10.0000
Molybdenum, Total	ug/L	MW-1D	05/05/2021		39.8000	*	10.0000
Molybdenum, Total	ug/L	MW-1D	11/03/2021		33.6000	*	10.0000
Molybdenum, Total	ug/L	MW-1D	05/09/2022		37.7000	*	10.0000
Molybdenum, Total	ug/L	MW-1D	11/09/2022		27.2000	*	10.0000
Molybdenum, Total	ug/L	MW-2D	04/05/2016		289.0000	*	10.0000
Molybdenum, Total	ug/L	MW-2D	05/24/2016		286.0000	*	10.0000
Molybdenum, Total	ug/L	MW-2D	08/08/2016		273.0000	*	10.0000
Molybdenum, Total	ug/L	MW-2D	09/26/2016		256.0000	*	10.0000
Molybdenum, Total	ug/L	MW-2D	11/28/2016		279.0000	*	10.0000
Molybdenum, Total	ug/L	MW-2D	01/24/2017		262.0000	*	10.0000
Molybdenum, Total	ug/L	MW-2D	05/22/2017		263.0000	*	10.0000

* - Significantly increased over background.
 ** - Detect at limit for 100% NDs in background (NPPL only).
 *** - Manual exclusion.
 ND = Not Detected, Result = detection limit.

Table C-7

**Historical Downgradient Data for Constituent-Well Combinations
that Failed the Current Statistical Evaluation or
are in Verification Resampling Mode**

Constituent	Units	Well	Date		Result		Pred. Limit
Molybdenum, Total	ug/L	MW-2D	08/07/2017		241.0000	*	10.0000
Molybdenum, Total	ug/L	MW-2D	05/29/2018		250.0000	*	10.0000
Molybdenum, Total	ug/L	MW-2D	09/17/2018		194.0000	*	10.0000
Molybdenum, Total	ug/L	MW-2D	05/15/2019		106.0000	*	10.0000
Molybdenum, Total	ug/L	MW-2D	11/05/2019		79.6000	*	10.0000
Molybdenum, Total	ug/L	MW-2D	05/19/2020		89.3000	*	10.0000
Molybdenum, Total	ug/L	MW-2D	11/04/2020		76.9000	*	10.0000
Molybdenum, Total	ug/L	MW-2D	05/03/2021		56.3000	*	10.0000
Molybdenum, Total	ug/L	MW-2D	11/01/2021		56.4000	*	10.0000
Molybdenum, Total	ug/L	MW-2D	05/04/2022		52.8000	*	10.0000
Molybdenum, Total	ug/L	MW-2D	11/08/2022		82.0000	*	10.0000
Molybdenum, Total	ug/L	MW-7D	04/06/2016		423.0000	*	10.0000
Molybdenum, Total	ug/L	MW-7D	05/25/2016		445.0000	*	10.0000
Molybdenum, Total	ug/L	MW-7D	08/09/2016		460.0000	*	10.0000
Molybdenum, Total	ug/L	MW-7D	09/27/2016		448.0000	*	10.0000
Molybdenum, Total	ug/L	MW-7D	11/29/2016		488.0000	*	10.0000
Molybdenum, Total	ug/L	MW-7D	01/25/2017		461.0000	*	10.0000
Molybdenum, Total	ug/L	MW-7D	05/23/2017		441.0000	*	10.0000
Molybdenum, Total	ug/L	MW-7D	08/08/2017		455.0000	*	10.0000
Molybdenum, Total	ug/L	MW-7D	05/30/2018		544.0000	*	10.0000
Molybdenum, Total	ug/L	MW-7D	09/18/2018		574.0000	*	10.0000
Molybdenum, Total	ug/L	MW-7D	05/15/2019		616.0000	*	10.0000
Molybdenum, Total	ug/L	MW-7D	11/06/2019		617.0000	*	10.0000
Molybdenum, Total	ug/L	MW-7D	05/27/2020		736.0000	*	10.0000
Molybdenum, Total	ug/L	MW-7D	11/17/2020		697.0000	*	10.0000
Molybdenum, Total	ug/L	MW-7D	05/06/2021		704.0000	*	10.0000
Molybdenum, Total	ug/L	MW-7D	11/02/2021		688.0000	*	10.0000
Molybdenum, Total	ug/L	MW-7D	05/04/2022		592.0000	*	10.0000
Molybdenum, Total	ug/L	MW-7D	11/02/2022		632.0000	*	10.0000
Molybdenum, Total	ug/L	MW-9D	04/06/2016		130.0000	*	10.0000

* - Significantly increased over background.
 ** - Detect at limit for 100% NDs in background (NPPL only).
 *** - Manual exclusion.
 ND = Not Detected, Result = detection limit.

Table C-7

**Historical Downgradient Data for Constituent-Well Combinations
that Failed the Current Statistical Evaluation or
are in Verification Resampling Mode**

Constituent	Units	Well	Date		Result		Pred. Limit
Molybdenum, Total	ug/L	MW-9D	05/25/2016		132.0000	*	10.0000
Molybdenum, Total	ug/L	MW-9D	08/08/2016		128.0000	*	10.0000
Molybdenum, Total	ug/L	MW-9D	09/27/2016		122.0000	*	10.0000
Molybdenum, Total	ug/L	MW-9D	11/29/2016		140.0000	*	10.0000
Molybdenum, Total	ug/L	MW-9D	01/25/2017		143.0000	*	10.0000
Molybdenum, Total	ug/L	MW-9D	05/23/2017		124.0000	*	10.0000
Molybdenum, Total	ug/L	MW-9D	08/08/2017		96.0000	*	10.0000
Molybdenum, Total	ug/L	MW-9D	05/30/2018		109.0000	*	10.0000
Molybdenum, Total	ug/L	MW-9D	09/17/2018		85.5000	*	10.0000
Molybdenum, Total	ug/L	MW-9D	05/16/2019		50.4000	*	10.0000
Molybdenum, Total	ug/L	MW-9D	11/06/2019		53.3000	*	10.0000
Molybdenum, Total	ug/L	MW-9D	05/19/2020		55.5000	*	10.0000
Molybdenum, Total	ug/L	MW-9D	11/04/2020		45.2000	*	10.0000
Molybdenum, Total	ug/L	MW-9D	05/03/2021		49.6000	*	10.0000
Molybdenum, Total	ug/L	MW-9D	11/04/2021		41.3000	*	10.0000
Molybdenum, Total	ug/L	MW-9D	05/06/2022		47.5000	*	10.0000
Molybdenum, Total	ug/L	MW-9D	11/02/2022		53.2000	*	10.0000
Molybdenum, Total	ug/L	MW-9I	04/06/2016		214.0000	*	10.0000
Molybdenum, Total	ug/L	MW-9I	05/25/2016		218.0000	*	10.0000
Molybdenum, Total	ug/L	MW-9I	08/08/2016		201.0000	*	10.0000
Molybdenum, Total	ug/L	MW-9I	09/27/2016		191.0000	*	10.0000
Molybdenum, Total	ug/L	MW-9I	11/28/2016		189.0000	*	10.0000
Molybdenum, Total	ug/L	MW-9I	01/25/2017		157.0000	*	10.0000
Molybdenum, Total	ug/L	MW-9I	05/23/2017		130.0000	*	10.0000
Molybdenum, Total	ug/L	MW-9I	08/08/2017		115.0000	*	10.0000
Molybdenum, Total	ug/L	MW-9I	05/30/2018		125.0000	*	10.0000
Molybdenum, Total	ug/L	MW-9I	09/17/2018		110.0000	*	10.0000
Molybdenum, Total	ug/L	MW-9I	05/16/2019		96.8000	*	10.0000
Molybdenum, Total	ug/L	MW-9I	11/06/2019		91.2000	*	10.0000
Molybdenum, Total	ug/L	MW-9I	05/19/2020		95.9000	*	10.0000

* - Significantly increased over background.
 ** - Detect at limit for 100% NDs in background (NPPL only).
 *** - Manual exclusion.
 ND = Not Detected, Result = detection limit.

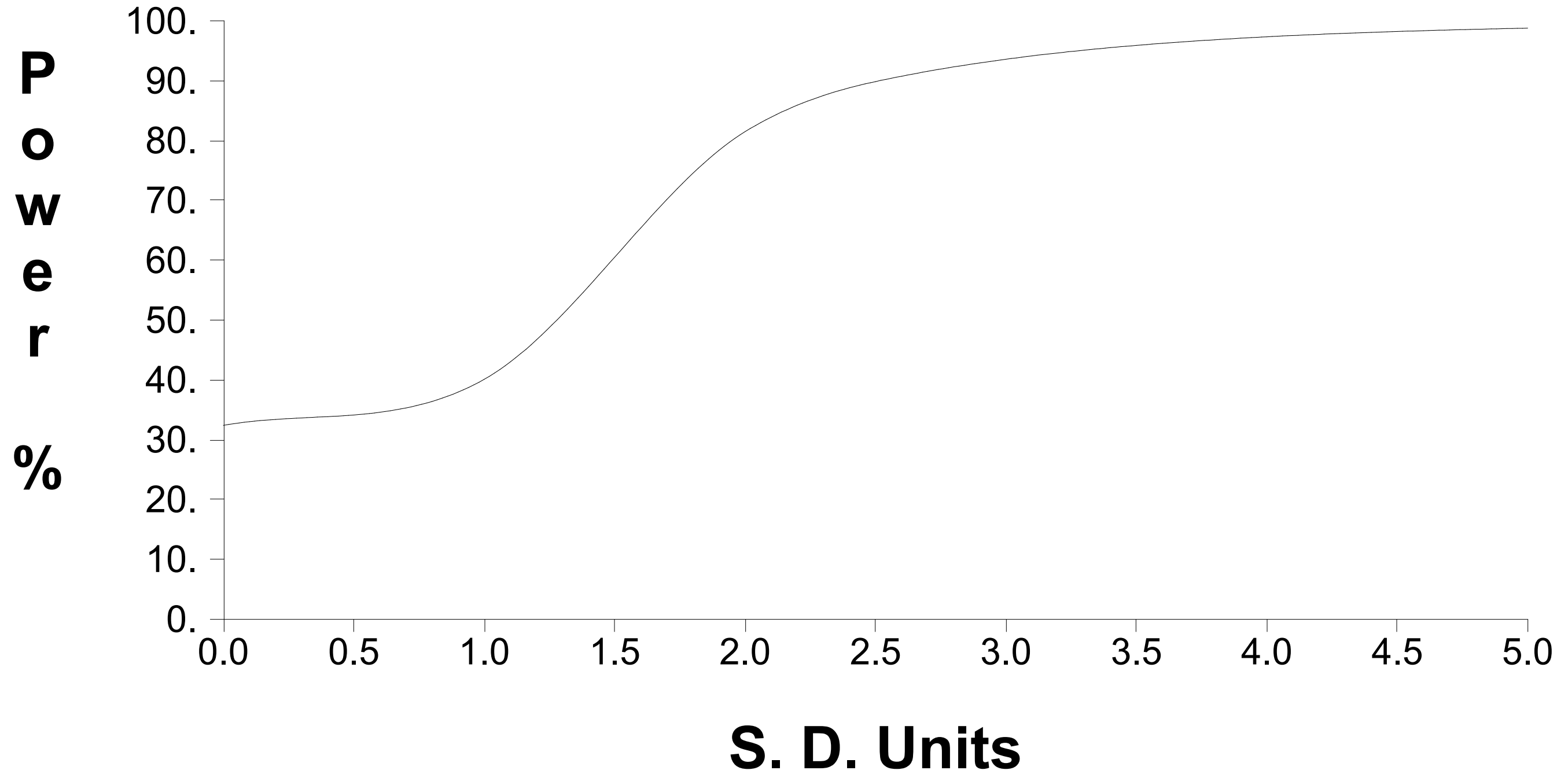
Table C-7

**Historical Downgradient Data for Constituent-Well Combinations
that Failed the Current Statistical Evaluation or
are in Verification Resampling Mode**

Constituent	Units	Well	Date		Result		Pred. Limit
Molybdenum, Total	ug/L	MW-9I	11/04/2020		89.2000	*	10.0000
Molybdenum, Total	ug/L	MW-9I	05/03/2021		134.0000	*	10.0000
Molybdenum, Total	ug/L	MW-9I	11/04/2021		123.0000	*	10.0000
Molybdenum, Total	ug/L	MW-9I	05/06/2022		111.0000	*	10.0000
Molybdenum, Total	ug/L	MW-9I	11/02/2022		122.0000	*	10.0000

* - Significantly increased over background.
 ** - Detect at limit for 100% NDs in background (NPPL only).
 *** - Manual exclusion.
 ND = Not Detected, Result = detection limit.

False Positive and False Negative Rates for Current Upgradient vs. Downgradient Monitoring Program



May 2023

Table C-1

Upgradient Data

Constituent	Units	Well	Date		Result	Adjusted
Antimony, Total	ug/L	MW-15I	09/18/2018	ND	1.0000	
Antimony, Total	ug/L	MW-15I	11/29/2018	ND	1.0000	
Antimony, Total	ug/L	MW-15I	02/04/2019	ND	1.0000	
Antimony, Total	ug/L	MW-15I	03/25/2019	ND	1.0000	
Antimony, Total	ug/L	MW-15I	05/14/2019	ND	1.0000	
Antimony, Total	ug/L	MW-15I	07/24/2019	ND	1.0000	
Antimony, Total	ug/L	MW-15I	11/05/2019	ND	1.0000	
Antimony, Total	ug/L	MW-15I	01/29/2020	ND	1.0000	
Antimony, Total	ug/L	MW-15I	05/27/2020	ND	1.0000	
Antimony, Total	ug/L	MW-15I	11/03/2020	ND	1.0000	
Antimony, Total	ug/L	MW-15I	05/06/2021	ND	1.0000	
Antimony, Total	ug/L	MW-15I	11/03/2021	ND	1.0000	
Antimony, Total	ug/L	MW-15I	05/05/2022	ND	1.0000	
Antimony, Total	ug/L	MW-15I	11/03/2022	ND	1.0000	
Antimony, Total	ug/L	MW-15I	05/18/2023	ND	1.0000	
Arsenic, Total	ug/L	MW-15I	09/18/2018	ND	1.0000	
Arsenic, Total	ug/L	MW-15I	11/29/2018	ND	1.0000	
Arsenic, Total	ug/L	MW-15I	02/04/2019	ND	1.0000	
Arsenic, Total	ug/L	MW-15I	03/25/2019	ND	1.0000	
Arsenic, Total	ug/L	MW-15I	05/14/2019	ND	1.0000	
Arsenic, Total	ug/L	MW-15I	07/24/2019	ND	1.0000	
Arsenic, Total	ug/L	MW-15I	11/05/2019	ND	1.0000	
Arsenic, Total	ug/L	MW-15I	01/29/2020	ND	1.0000	
Arsenic, Total	ug/L	MW-15I	05/27/2020	ND	1.0000	
Arsenic, Total	ug/L	MW-15I	11/03/2020	ND	1.0000	
Arsenic, Total	ug/L	MW-15I	05/06/2021	ND	1.0000	
Arsenic, Total	ug/L	MW-15I	11/03/2021	ND	1.0000	
Arsenic, Total	ug/L	MW-15I	05/05/2022	ND	1.0000	
Arsenic, Total	ug/L	MW-15I	11/03/2022	ND	1.0000	
Arsenic, Total	ug/L	MW-15I	05/18/2023	ND	1.0000	
Barium, Total	ug/L	MW-15I	09/18/2018		62.1000	
Barium, Total	ug/L	MW-15I	11/29/2018		66.0000	
Barium, Total	ug/L	MW-15I	02/04/2019		77.1000	

* - Outlier for that well and constituent.
 ** - ND value replaced with median RL.
 *** - ND value replaced with manual RL.
 ND = Not detected, Result = detection limit.

Table C-1

Upgradient Data

Constituent	Units	Well	Date		Result	Adjusted	
Barium, Total	ug/L	MW-15I	03/25/2019		78.8000		
Barium, Total	ug/L	MW-15I	05/14/2019		78.1000		
Barium, Total	ug/L	MW-15I	07/24/2019		66.2000		
Barium, Total	ug/L	MW-15I	11/05/2019		59.0000		
Barium, Total	ug/L	MW-15I	01/29/2020		56.6000		
Barium, Total	ug/L	MW-15I	05/27/2020		72.8000		
Barium, Total	ug/L	MW-15I	11/03/2020		61.9000		
Barium, Total	ug/L	MW-15I	05/06/2021		67.4000		
Barium, Total	ug/L	MW-15I	11/03/2021		67.9000		
Barium, Total	ug/L	MW-15I	05/05/2022		56.0000		
Barium, Total	ug/L	MW-15I	11/03/2022		85.1000		
Barium, Total	ug/L	MW-15I	05/18/2023		65.2000		
Beryllium, Total	ug/L	MW-15I	09/18/2018	ND	0.2000		
Beryllium, Total	ug/L	MW-15I	11/29/2018	ND	0.2000		
Beryllium, Total	ug/L	MW-15I	02/04/2019	ND	0.2000		
Beryllium, Total	ug/L	MW-15I	03/25/2019	ND	0.2000		
Beryllium, Total	ug/L	MW-15I	05/14/2019	ND	0.2000		
Beryllium, Total	ug/L	MW-15I	07/24/2019	ND	0.2000		
Beryllium, Total	ug/L	MW-15I	11/05/2019	ND	0.2000		
Beryllium, Total	ug/L	MW-15I	01/29/2020	ND	0.2000		
Beryllium, Total	ug/L	MW-15I	05/27/2020	ND	0.2000		
Beryllium, Total	ug/L	MW-15I	11/03/2020	ND	0.2000		
Beryllium, Total	ug/L	MW-15I	05/06/2021	ND	0.2000		
Beryllium, Total	ug/L	MW-15I	05/05/2022	ND	0.2000		
Beryllium, Total	ug/L	MW-15I	05/18/2023	ND	0.2000		
Cadmium, Total	ug/L	MW-15I	09/18/2018	ND	2.0000		
Cadmium, Total	ug/L	MW-15I	11/29/2018	ND	2.0000		
Cadmium, Total	ug/L	MW-15I	02/04/2019	ND	2.0000		
Cadmium, Total	ug/L	MW-15I	03/25/2019	ND	2.0000		
Cadmium, Total	ug/L	MW-15I	05/14/2019	ND	2.0000		
Cadmium, Total	ug/L	MW-15I	07/24/2019	ND	2.0000		
Cadmium, Total	ug/L	MW-15I	11/05/2019	ND	2.0000		
Cadmium, Total	ug/L	MW-15I	01/29/2020	ND	1.0000	2.0000	**

* - Outlier for that well and constituent.
 ** - ND value replaced with median RL.
 *** - ND value replaced with manual RL.
 ND = Not detected, Result = detection limit.

Table C-1

Upgradient Data

Constituent	Units	Well	Date		Result	Adjusted	
Cadmium, Total	ug/L	MW-15I	05/27/2020	ND	2.0000		
Cadmium, Total	ug/L	MW-15I	05/06/2021	ND	2.0000		
Cadmium, Total	ug/L	MW-15I	11/03/2021	ND	2.0000		
Cadmium, Total	ug/L	MW-15I	05/05/2022	ND	2.0000		
Cadmium, Total	ug/L	MW-15I	11/03/2022	ND	2.0000		
Cadmium, Total	ug/L	MW-15I	05/18/2023	ND	2.0000		
Chromium, Total	ug/L	MW-15I	09/18/2018	ND	10.0000		
Chromium, Total	ug/L	MW-15I	11/29/2018	ND	10.0000		
Chromium, Total	ug/L	MW-15I	02/04/2019	ND	10.0000		
Chromium, Total	ug/L	MW-15I	03/25/2019	ND	10.0000		
Chromium, Total	ug/L	MW-15I	05/14/2019	ND	10.0000		
Chromium, Total	ug/L	MW-15I	07/24/2019	ND	10.0000		
Chromium, Total	ug/L	MW-15I	11/05/2019	ND	10.0000		
Chromium, Total	ug/L	MW-15I	01/29/2020	ND	20.0000	10.0000	**
Chromium, Total	ug/L	MW-15I	05/27/2020	ND	10.0000		
Chromium, Total	ug/L	MW-15I	11/03/2020	ND	10.0000		
Chromium, Total	ug/L	MW-15I	05/06/2021	ND	10.0000		
Chromium, Total	ug/L	MW-15I	11/03/2021	ND	10.0000		
Chromium, Total	ug/L	MW-15I	05/05/2022	ND	10.0000		
Chromium, Total	ug/L	MW-15I	11/03/2022	ND	10.0000		
Chromium, Total	ug/L	MW-15I	05/18/2023	ND	10.0000		
Cobalt, Total	ug/L	MW-15I	09/18/2018	ND	1.0000		
Cobalt, Total	ug/L	MW-15I	11/29/2018	ND	1.0000		
Cobalt, Total	ug/L	MW-15I	02/04/2019	ND	1.0000		
Cobalt, Total	ug/L	MW-15I	03/25/2019	ND	1.0000		
Cobalt, Total	ug/L	MW-15I	05/14/2019	ND	1.0000		
Cobalt, Total	ug/L	MW-15I	07/24/2019	ND	1.0000		
Cobalt, Total	ug/L	MW-15I	11/05/2019	ND	1.0000		
Cobalt, Total	ug/L	MW-15I	01/29/2020	ND	1.0000		
Cobalt, Total	ug/L	MW-15I	05/27/2020	ND	1.0000		
Cobalt, Total	ug/L	MW-15I	11/03/2020	ND	1.0000		
Cobalt, Total	ug/L	MW-15I	05/06/2021	ND	1.0000		
Cobalt, Total	ug/L	MW-15I	11/03/2021	ND	1.0000		

* - Outlier for that well and constituent.
 ** - ND value replaced with median RL.
 *** - ND value replaced with manual RL.
 ND = Not detected, Result = detection limit.

Table C-1

Upgradient Data

Constituent	Units	Well	Date		Result	Adjusted	
Cobalt, Total	ug/L	MW-15I	05/05/2022	ND	1.0000		
Cobalt, Total	ug/L	MW-15I	11/03/2022	ND	1.0000		
Cobalt, Total	ug/L	MW-15I	05/18/2023	ND	1.0000		
Fluoride	mg/L	MW-15I	09/18/2018		0.1100		
Fluoride	mg/L	MW-15I	11/29/2018		0.1300		
Fluoride	mg/L	MW-15I	02/04/2019		0.1200		
Fluoride	mg/L	MW-15I	03/25/2019		0.1300		
Fluoride	mg/L	MW-15I	05/14/2019		0.1100		
Fluoride	mg/L	MW-15I	07/24/2019	ND	0.1000		
Fluoride	mg/L	MW-15I	11/05/2019	ND	0.1000		
Fluoride	mg/L	MW-15I	01/29/2020		0.1200		
Fluoride	mg/L	MW-15I	05/27/2020		0.1200		
Fluoride	mg/L	MW-15I	11/03/2020	ND	0.1000		
Fluoride	mg/L	MW-15I	05/06/2021	ND	0.1000		
Fluoride	mg/L	MW-15I	11/03/2021	ND	0.1000		
Fluoride	mg/L	MW-15I	05/05/2022		0.1200		
Fluoride	mg/L	MW-15I	11/03/2022	ND	0.1000		
Fluoride	mg/L	MW-15I	05/18/2023		0.1100		
Lead, Total	ug/L	MW-15I	09/18/2018	ND	10.0000		
Lead, Total	ug/L	MW-15I	11/29/2018	ND	10.0000		
Lead, Total	ug/L	MW-15I	02/04/2019	ND	10.0000		
Lead, Total	ug/L	MW-15I	03/25/2019	ND	10.0000		
Lead, Total	ug/L	MW-15I	05/14/2019	ND	10.0000		
Lead, Total	ug/L	MW-15I	07/24/2019	ND	10.0000		
Lead, Total	ug/L	MW-15I	11/05/2019	ND	10.0000		
Lead, Total	ug/L	MW-15I	01/29/2020	ND	10.0000		
Lead, Total	ug/L	MW-15I	05/27/2020	ND	10.0000		
Lead, Total	ug/L	MW-15I	11/03/2020	ND	10.0000		
Lead, Total	ug/L	MW-15I	05/06/2021	ND	10.0000		
Lead, Total	ug/L	MW-15I	11/03/2021	ND	10.0000		
Lead, Total	ug/L	MW-15I	05/05/2022	ND	10.0000		
Lead, Total	ug/L	MW-15I	11/03/2022	ND	10.0000		
Lead, Total	ug/L	MW-15I	05/18/2023	ND	10.0000		

* - Outlier for that well and constituent.
 ** - ND value replaced with median RL.
 *** - ND value replaced with manual RL.
 ND = Not detected, Result = detection limit.

Table C-1

Upgradient Data

Constituent	Units	Well	Date		Result	Adjusted	
Lithium, Total	ug/L	MW-15I	09/18/2018	ND	20.0000		
Lithium, Total	ug/L	MW-15I	11/29/2018	ND	20.0000		
Lithium, Total	ug/L	MW-15I	02/04/2019	ND	20.0000		
Lithium, Total	ug/L	MW-15I	03/25/2019	ND	20.0000		
Lithium, Total	ug/L	MW-15I	05/14/2019	ND	20.0000		
Lithium, Total	ug/L	MW-15I	07/24/2019	ND	20.0000		
Lithium, Total	ug/L	MW-15I	11/05/2019	ND	20.0000		
Lithium, Total	ug/L	MW-15I	01/29/2020	ND	20.0000		
Lithium, Total	ug/L	MW-15I	05/27/2020	ND	20.0000		
Lithium, Total	ug/L	MW-15I	11/03/2020	ND	20.0000		
Lithium, Total	ug/L	MW-15I	05/06/2021	ND	20.0000		
Lithium, Total	ug/L	MW-15I	11/03/2021	ND	20.0000		
Lithium, Total	ug/L	MW-15I	05/05/2022	ND	20.0000		
Lithium, Total	ug/L	MW-15I	11/03/2022	ND	20.0000		
Lithium, Total	ug/L	MW-15I	05/18/2023	ND	20.0000		
Mercury	ug/L	MW-15I	09/18/2018	ND	2.0000		
Mercury	ug/L	MW-15I	11/29/2018	ND	2.0000		
Mercury	ug/L	MW-15I	02/04/2019	ND	2.0000		
Mercury	ug/L	MW-15I	03/25/2019	ND	2.0000		
Mercury	ug/L	MW-15I	05/14/2019	ND	2.0000		
Mercury	ug/L	MW-15I	07/24/2019	ND	2.0000		
Mercury	ug/L	MW-15I	11/05/2019	ND	2.0000		
Mercury	ug/L	MW-15I	01/29/2020	ND	0.2000	2.0000	**
Mercury	ug/L	MW-15I	05/27/2020	ND	2.0000		
Mercury	ug/L	MW-15I	05/06/2021	ND	2.0000		
Mercury	ug/L	MW-15I	05/05/2022	ND	0.2000	2.0000	**
Mercury	ug/L	MW-15I	05/18/2023	ND	0.2000	2.0000	**
Molybdenum, Total	ug/L	MW-15I	09/18/2018	ND	10.0000		
Molybdenum, Total	ug/L	MW-15I	11/29/2018	ND	10.0000		
Molybdenum, Total	ug/L	MW-15I	02/04/2019	ND	10.0000		
Molybdenum, Total	ug/L	MW-15I	03/25/2019	ND	10.0000		
Molybdenum, Total	ug/L	MW-15I	05/14/2019	ND	10.0000		
Molybdenum, Total	ug/L	MW-15I	07/24/2019	ND	10.0000		

* - Outlier for that well and constituent.
 ** - ND value replaced with median RL.
 *** - ND value replaced with manual RL.
 ND = Not detected, Result = detection limit.

Table C-1

Upgradient Data

Constituent	Units	Well	Date		Result	Adjusted
Molybdenum, Total	ug/L	MW-15I	11/05/2019	ND	10.0000	
Molybdenum, Total	ug/L	MW-15I	01/29/2020	ND	10.0000	
Molybdenum, Total	ug/L	MW-15I	05/27/2020	ND	10.0000	
Molybdenum, Total	ug/L	MW-15I	11/03/2020	ND	10.0000	
Molybdenum, Total	ug/L	MW-15I	05/06/2021	ND	10.0000	
Molybdenum, Total	ug/L	MW-15I	11/03/2021	ND	10.0000	
Molybdenum, Total	ug/L	MW-15I	05/05/2022	ND	10.0000	
Molybdenum, Total	ug/L	MW-15I	11/03/2022	ND	10.0000	
Molybdenum, Total	ug/L	MW-15I	05/18/2023	ND	10.0000	
Selenium, Total	ug/L	MW-15I	09/18/2018		1.9000	
Selenium, Total	ug/L	MW-15I	11/29/2018		1.9000	
Selenium, Total	ug/L	MW-15I	02/04/2019		2.1000	
Selenium, Total	ug/L	MW-15I	03/25/2019		1.9000	
Selenium, Total	ug/L	MW-15I	05/14/2019		1.5000	
Selenium, Total	ug/L	MW-15I	07/24/2019	ND	1.0000	
Selenium, Total	ug/L	MW-15I	11/05/2019	ND	1.0000	
Selenium, Total	ug/L	MW-15I	01/29/2020		1.7000	
Selenium, Total	ug/L	MW-15I	05/27/2020	ND	1.0000	
Selenium, Total	ug/L	MW-15I	11/03/2020		2.0000	
Selenium, Total	ug/L	MW-15I	05/06/2021		1.7000	
Selenium, Total	ug/L	MW-15I	11/03/2021		1.0000	
Selenium, Total	ug/L	MW-15I	05/05/2022		1.9000	
Selenium, Total	ug/L	MW-15I	11/03/2022		1.2000	
Selenium, Total	ug/L	MW-15I	05/18/2023	ND	1.0000	
Thallium, Total	ug/L	MW-15I	09/18/2018	ND	1.0000	
Thallium, Total	ug/L	MW-15I	11/29/2018	ND	1.0000	
Thallium, Total	ug/L	MW-15I	02/04/2019	ND	1.0000	
Thallium, Total	ug/L	MW-15I	03/25/2019	ND	1.0000	
Thallium, Total	ug/L	MW-15I	05/14/2019	ND	1.0000	
Thallium, Total	ug/L	MW-15I	07/24/2019	ND	1.0000	
Thallium, Total	ug/L	MW-15I	11/05/2019	ND	1.0000	
Thallium, Total	ug/L	MW-15I	01/29/2020	ND	1.0000	
Thallium, Total	ug/L	MW-15I	05/27/2020	ND	1.0000	

* - Outlier for that well and constituent.
 ** - ND value replaced with median RL.
 *** - ND value replaced with manual RL.
 ND = Not detected, Result = detection limit.

Table C-1
Upgradient Data

Constituent	Units	Well	Date		Result	Adjusted	
Thallium, Total	ug/L	MW-15I	05/06/2021	ND	1.0000		
Thallium, Total	ug/L	MW-15I	05/05/2022	ND	1.0000		
Thallium, Total	ug/L	MW-15I	05/18/2023	ND	1.0000		
Total Radium	pCi/L	MW-15I	09/18/2018		0.7100		
Total Radium	pCi/L	MW-15I	11/29/2018		0.7930		
Total Radium	pCi/L	MW-15I	02/04/2019		0.8490		
Total Radium	pCi/L	MW-15I	03/25/2019		1.6500		
Total Radium	pCi/L	MW-15I	05/14/2019		1.6300		
Total Radium	pCi/L	MW-15I	07/24/2019		1.6200		
Total Radium	pCi/L	MW-15I	11/05/2019	ND	1.4600	1.4100	**
Total Radium	pCi/L	MW-15I	01/29/2020		0.5700		
Total Radium	pCi/L	MW-15I	05/27/2020		1.0500		
Total Radium	pCi/L	MW-15I	11/03/2020		0.6830		
Total Radium	pCi/L	MW-15I	05/06/2021		0.9160		
Total Radium	pCi/L	MW-15I	11/03/2021		1.1800		
Total Radium	pCi/L	MW-15I	05/05/2022	ND	1.4100		
Total Radium	pCi/L	MW-15I	11/03/2022		1.1300		
Total Radium	pCi/L	MW-15I	05/18/2023		1.0500		

* - Outlier for that well and constituent.
 ** - ND value replaced with median RL.
 *** - ND value replaced with manual RL.
 ND = Not detected, Result = detection limit.

Table C-2

Most Current Downgradient Monitoring Data

Constituent	Units	Well	Date		Result		Pred. Limit
Antimony, Total	ug/L	MW-10S	05/25/2023	ND	1.0000		1.0000
Antimony, Total	ug/L	MW-11S	05/25/2023	ND	1.0000		1.0000
Antimony, Total	ug/L	MW-12S	05/06/2022		2.0000	***	1.0000
Antimony, Total	ug/L	MW-13S	05/26/2023	ND	1.0000		1.0000
Antimony, Total	ug/L	MW-1S	05/23/2023	ND	1.0000		1.0000
Antimony, Total	ug/L	MW-2S	05/23/2023	ND	1.0000		1.0000
Antimony, Total	ug/L	MW-3S	05/18/2023		4.7000	***	1.0000
Antimony, Total	ug/L	MW-4S	05/04/2022	ND	1.0000		1.0000
Antimony, Total	ug/L	MW-4SR	05/24/2023	ND	1.0000		1.0000
Antimony, Total	ug/L	MW-5S	05/18/2023	ND	1.0000		1.0000
Antimony, Total	ug/L	MW-6S	05/25/2023	ND	1.0000		1.0000
Antimony, Total	ug/L	MW-7S	05/26/2023	ND	1.0000		1.0000
Antimony, Total	ug/L	MW-8S	05/23/2023	ND	1.0000		1.0000
Antimony, Total	ug/L	MW-9S	11/09/2020		7.3000	***	1.0000
Antimony, Total	ug/L	MW-9SR	05/24/2023		1.8000	***	1.0000
Arsenic, Total	ug/L	MW-10S	05/25/2023		401.0000	***	1.0000
Arsenic, Total	ug/L	MW-11S	05/25/2023		2.8000	***	1.0000
Arsenic, Total	ug/L	MW-12S	05/06/2022		46.0000	***	1.0000
Arsenic, Total	ug/L	MW-13S	05/26/2023		328.0000	***	1.0000
Arsenic, Total	ug/L	MW-1S	05/23/2023		8.2000	***	1.0000
Arsenic, Total	ug/L	MW-2S	05/23/2023		7.9000	***	1.0000
Arsenic, Total	ug/L	MW-3S	05/18/2023	ND	1.0000	**	1.0000
Arsenic, Total	ug/L	MW-4S	05/04/2022		1.1000	*	1.0000
Arsenic, Total	ug/L	MW-4SR	05/24/2023	ND	1.0000		1.0000
Arsenic, Total	ug/L	MW-5S	05/18/2023	ND	1.0000		1.0000
Arsenic, Total	ug/L	MW-6S	05/25/2023		9.7000	***	1.0000
Arsenic, Total	ug/L	MW-7S	05/26/2023		385.0000	***	1.0000
Arsenic, Total	ug/L	MW-8S	05/23/2023	ND	1.0000		1.0000
Arsenic, Total	ug/L	MW-9S	11/09/2020	ND	1.0000	**	1.0000
Arsenic, Total	ug/L	MW-9SR	05/24/2023	ND	1.0000		1.0000
Barium, Total	ug/L	MW-10S	05/25/2023		85.8000		91.5683

* - Current value failed - awaiting verification.
 ** - Current value passed - previous exceedance not verified.
 *** - Current value failed - exceedance verified.
 **** - Current value passed - awaiting one more verification.
 ***** - Insufficient background data to compute prediction limit.
 ND = Not Detected, Result = detection limit.

Table C-2

Most Current Downgradient Monitoring Data

Constituent	Units	Well	Date		Result		Pred. Limit
Barium, Total	ug/L	MW-11S	05/25/2023		74.3000		91.5683
Barium, Total	ug/L	MW-12S	05/06/2022		31.1000		91.5683
Barium, Total	ug/L	MW-13S	05/26/2023		35.0000		91.5683
Barium, Total	ug/L	MW-1S	05/23/2023		66.3000		91.5683
Barium, Total	ug/L	MW-2S	05/23/2023		91.8000	***	91.5683
Barium, Total	ug/L	MW-3S	05/18/2023		58.7000		91.5683
Barium, Total	ug/L	MW-4S	05/04/2022		90.7000		91.5683
Barium, Total	ug/L	MW-4SR	05/24/2023		57.2000		91.5683
Barium, Total	ug/L	MW-5S	05/18/2023		48.4000		91.5683
Barium, Total	ug/L	MW-6S	05/25/2023		94.8000	*	91.5683
Barium, Total	ug/L	MW-7S	05/26/2023		39.4000		91.5683
Barium, Total	ug/L	MW-8S	05/23/2023		29.9000		91.5683
Barium, Total	ug/L	MW-9S	11/09/2020		52.0000		91.5683
Barium, Total	ug/L	MW-9SR	05/24/2023		39.1000		91.5683
Beryllium, Total	ug/L	MW-10S	05/25/2023	ND	0.2000		0.2000
Beryllium, Total	ug/L	MW-11S	05/25/2023	ND	0.2000	**	0.2000
Beryllium, Total	ug/L	MW-12S	05/06/2022	ND	0.2000		0.2000
Beryllium, Total	ug/L	MW-13S	05/26/2023	ND	0.2000		0.2000
Beryllium, Total	ug/L	MW-1S	05/23/2023	ND	0.2000		0.2000
Beryllium, Total	ug/L	MW-2S	05/23/2023	ND	0.2000		0.2000
Beryllium, Total	ug/L	MW-3S	05/18/2023	ND	0.2000		0.2000
Beryllium, Total	ug/L	MW-4S	05/04/2022	ND	0.2000		0.2000
Beryllium, Total	ug/L	MW-4SR	05/24/2023	ND	0.2000		0.2000
Beryllium, Total	ug/L	MW-5S	05/18/2023	ND	0.2000		0.2000
Beryllium, Total	ug/L	MW-6S	05/25/2023	ND	0.2000		0.2000
Beryllium, Total	ug/L	MW-7S	05/26/2023	ND	0.2000		0.2000
Beryllium, Total	ug/L	MW-8S	05/23/2023	ND	0.2000		0.2000
Beryllium, Total	ug/L	MW-9S	11/09/2020	ND	0.2000		0.2000
Beryllium, Total	ug/L	MW-9SR	05/24/2023	ND	0.2000		0.2000
Cadmium, Total	ug/L	MW-10S	05/25/2023	ND	2.0000		2.0000
Cadmium, Total	ug/L	MW-11S	05/25/2023	ND	2.0000		2.0000

* - Current value failed - awaiting verification.
 ** - Current value passed - previous exceedance not verified.
 *** - Current value failed - exceedance verified.
 **** - Current value passed - awaiting one more verification.
 ***** - Insufficient background data to compute prediction limit.
 ND = Not Detected, Result = detection limit.

Table C-2

Most Current Downgradient Monitoring Data

Constituent	Units	Well	Date		Result		Pred. Limit
Cadmium, Total	ug/L	MW-12S	05/06/2022	ND	2.0000		2.0000
Cadmium, Total	ug/L	MW-13S	05/26/2023	ND	2.0000		2.0000
Cadmium, Total	ug/L	MW-1S	05/23/2023	ND	2.0000		2.0000
Cadmium, Total	ug/L	MW-2S	05/23/2023	ND	2.0000		2.0000
Cadmium, Total	ug/L	MW-3S	05/18/2023	ND	2.0000		2.0000
Cadmium, Total	ug/L	MW-4S	05/04/2022	ND	2.0000		2.0000
Cadmium, Total	ug/L	MW-4SR	05/24/2023	ND	2.0000		2.0000
Cadmium, Total	ug/L	MW-5S	05/18/2023	ND	2.0000		2.0000
Cadmium, Total	ug/L	MW-6S	05/25/2023	ND	2.0000		2.0000
Cadmium, Total	ug/L	MW-7S	05/26/2023	ND	4.0000		2.0000
Cadmium, Total	ug/L	MW-8S	05/23/2023	ND	2.0000		2.0000
Cadmium, Total	ug/L	MW-9S	05/29/2020	ND	2.0000		2.0000
Cadmium, Total	ug/L	MW-9SR	05/24/2023	ND	2.0000		2.0000
Chromium, Total	ug/L	MW-10S	05/25/2023	ND	10.0000		10.0000
Chromium, Total	ug/L	MW-11S	05/25/2023	ND	10.0000		10.0000
Chromium, Total	ug/L	MW-12S	05/06/2022	ND	10.0000		10.0000
Chromium, Total	ug/L	MW-13S	05/26/2023	ND	10.0000		10.0000
Chromium, Total	ug/L	MW-1S	05/23/2023	ND	10.0000		10.0000
Chromium, Total	ug/L	MW-2S	05/23/2023	ND	10.0000		10.0000
Chromium, Total	ug/L	MW-3S	05/18/2023	ND	10.0000		10.0000
Chromium, Total	ug/L	MW-4S	05/04/2022	ND	10.0000		10.0000
Chromium, Total	ug/L	MW-4SR	05/24/2023	ND	10.0000		10.0000
Chromium, Total	ug/L	MW-5S	05/18/2023	ND	10.0000		10.0000
Chromium, Total	ug/L	MW-6S	05/25/2023	ND	10.0000		10.0000
Chromium, Total	ug/L	MW-7S	05/26/2023	ND	10.0000		10.0000
Chromium, Total	ug/L	MW-8S	05/23/2023	ND	10.0000		10.0000
Chromium, Total	ug/L	MW-9S	11/09/2020	ND	10.0000		10.0000
Chromium, Total	ug/L	MW-9SR	05/24/2023	ND	10.0000		10.0000
Cobalt, Total	ug/L	MW-10S	05/25/2023	ND	1.0000		1.0000
Cobalt, Total	ug/L	MW-11S	05/25/2023	ND	1.0000		1.0000
Cobalt, Total	ug/L	MW-12S	05/06/2022	ND	1.0000		1.0000

* - Current value failed - awaiting verification.
 ** - Current value passed - previous exceedance not verified.
 *** - Current value failed - exceedance verified.
 **** - Current value passed - awaiting one more verification.
 ***** - Insufficient background data to compute prediction limit.
 ND = Not Detected, Result = detection limit.

Table C-2

Most Current Downgradient Monitoring Data

Constituent	Units	Well	Date		Result		Pred. Limit
Cobalt, Total	ug/L	MW-13S	05/26/2023	ND	1.0000		1.0000
Cobalt, Total	ug/L	MW-1S	05/23/2023	ND	1.0000		1.0000
Cobalt, Total	ug/L	MW-2S	05/23/2023	ND	1.0000		1.0000
Cobalt, Total	ug/L	MW-3S	05/18/2023	ND	1.0000		1.0000
Cobalt, Total	ug/L	MW-4S	05/04/2022	ND	1.0000		1.0000
Cobalt, Total	ug/L	MW-4SR	05/24/2023	ND	1.0000		1.0000
Cobalt, Total	ug/L	MW-5S	05/18/2023		1.1000	***	1.0000
Cobalt, Total	ug/L	MW-6S	05/25/2023		2.1000	***	1.0000
Cobalt, Total	ug/L	MW-7S	05/26/2023	ND	1.0000		1.0000
Cobalt, Total	ug/L	MW-8S	05/23/2023	ND	1.0000	**	1.0000
Cobalt, Total	ug/L	MW-9S	11/09/2020	ND	1.0000		1.0000
Cobalt, Total	ug/L	MW-9SR	05/24/2023	ND	1.0000		1.0000
Fluoride	mg/L	MW-10S	05/25/2023		2.7000	***	0.2354
Fluoride	mg/L	MW-11S	05/25/2023		1.6000	***	0.2354
Fluoride	mg/L	MW-12S	05/06/2022		2.1000	***	0.2354
Fluoride	mg/L	MW-13S	05/26/2023		0.9000	***	0.2354
Fluoride	mg/L	MW-1S	05/23/2023		0.4600	***	0.2354
Fluoride	mg/L	MW-2S	05/23/2023		0.3000	***	0.2354
Fluoride	mg/L	MW-3S	05/18/2023		0.1700		0.2354
Fluoride	mg/L	MW-4S	05/04/2022	ND	0.1000		0.2354
Fluoride	mg/L	MW-4SR	05/24/2023		0.1000		0.2354
Fluoride	mg/L	MW-5S	05/18/2023		1.1000	***	0.2354
Fluoride	mg/L	MW-6S	05/25/2023		1.5000	***	0.2354
Fluoride	mg/L	MW-7S	05/26/2023		0.6200	***	0.2354
Fluoride	mg/L	MW-8S	05/23/2023		0.1700		0.2354
Fluoride	mg/L	MW-9S	11/09/2020		0.2100		0.2354
Fluoride	mg/L	MW-9SR	05/24/2023		0.6100	***	0.2354
Lead, Total	ug/L	MW-10S	05/25/2023	ND	10.0000		10.0000
Lead, Total	ug/L	MW-11S	05/25/2023	ND	10.0000		10.0000
Lead, Total	ug/L	MW-12S	05/06/2022	ND	10.0000		10.0000
Lead, Total	ug/L	MW-13S	05/26/2023	ND	10.0000		10.0000

* - Current value failed - awaiting verification.
 ** - Current value passed - previous exceedance not verified.
 *** - Current value failed - exceedance verified.
 **** - Current value passed - awaiting one more verification.
 ***** - Insufficient background data to compute prediction limit.
 ND = Not Detected, Result = detection limit.

Table C-2

Most Current Downgradient Monitoring Data

Constituent	Units	Well	Date		Result		Pred. Limit
Lead, Total	ug/L	MW-1S	05/23/2023	ND	10.0000		10.0000
Lead, Total	ug/L	MW-2S	05/23/2023	ND	10.0000		10.0000
Lead, Total	ug/L	MW-3S	05/18/2023	ND	10.0000		10.0000
Lead, Total	ug/L	MW-4S	05/04/2022	ND	10.0000		10.0000
Lead, Total	ug/L	MW-4SR	05/24/2023	ND	10.0000		10.0000
Lead, Total	ug/L	MW-5S	05/18/2023	ND	10.0000		10.0000
Lead, Total	ug/L	MW-6S	05/25/2023	ND	10.0000		10.0000
Lead, Total	ug/L	MW-7S	05/26/2023	ND	10.0000		10.0000
Lead, Total	ug/L	MW-8S	05/23/2023	ND	10.0000		10.0000
Lead, Total	ug/L	MW-9S	11/09/2020	ND	10.0000		10.0000
Lead, Total	ug/L	MW-9SR	05/24/2023	ND	10.0000		10.0000
Lithium, Total	ug/L	MW-10S	05/25/2023		33.7000	***	20.0000
Lithium, Total	ug/L	MW-11S	05/25/2023	ND	20.0000		20.0000
Lithium, Total	ug/L	MW-12S	05/06/2022		67.8000	***	20.0000
Lithium, Total	ug/L	MW-13S	05/26/2023		58.4000	***	20.0000
Lithium, Total	ug/L	MW-1S	05/23/2023	ND	20.0000		20.0000
Lithium, Total	ug/L	MW-2S	05/23/2023	ND	20.0000	**	20.0000
Lithium, Total	ug/L	MW-3S	05/18/2023	ND	20.0000		20.0000
Lithium, Total	ug/L	MW-4S	05/04/2022	ND	20.0000	**	20.0000
Lithium, Total	ug/L	MW-4SR	05/24/2023	ND	20.0000		20.0000
Lithium, Total	ug/L	MW-5S	05/18/2023		47.9000	***	20.0000
Lithium, Total	ug/L	MW-6S	05/25/2023		48.8000	***	20.0000
Lithium, Total	ug/L	MW-7S	05/26/2023		79.2000	***	20.0000
Lithium, Total	ug/L	MW-8S	05/23/2023		118.0000	***	20.0000
Lithium, Total	ug/L	MW-9S	11/09/2020		72.7000	***	20.0000
Lithium, Total	ug/L	MW-9SR	05/24/2023		61.5000	***	20.0000
Mercury	ug/L	MW-10S	05/25/2023	ND	0.2000		2.0000
Mercury	ug/L	MW-11S	05/25/2023	ND	0.2000		2.0000
Mercury	ug/L	MW-12S	05/06/2022	ND	0.2000		2.0000
Mercury	ug/L	MW-13S	05/26/2023	ND	0.2000		2.0000
Mercury	ug/L	MW-1S	05/23/2023	ND	0.2000		2.0000

* - Current value failed - awaiting verification.
 ** - Current value passed - previous exceedance not verified.
 *** - Current value failed - exceedance verified.
 **** - Current value passed - awaiting one more verification.
 ***** - Insufficient background data to compute prediction limit.
 ND = Not Detected, Result = detection limit.

Table C-2

Most Current Downgradient Monitoring Data

Constituent	Units	Well	Date		Result		Pred. Limit
Mercury	ug/L	MW-2S	05/23/2023	ND	0.2000		2.0000
Mercury	ug/L	MW-3S	05/18/2023	ND	0.2000		2.0000
Mercury	ug/L	MW-4S	05/04/2022	ND	0.2000		2.0000
Mercury	ug/L	MW-4SR	05/24/2023	ND	0.2000		2.0000
Mercury	ug/L	MW-5S	05/18/2023	ND	0.2000		2.0000
Mercury	ug/L	MW-6S	05/25/2023	ND	0.2000		2.0000
Mercury	ug/L	MW-7S	05/26/2023	ND	0.2000		2.0000
Mercury	ug/L	MW-8S	05/23/2023	ND	0.2000		2.0000
Mercury	ug/L	MW-9S	05/29/2020	ND	2.0000		2.0000
Mercury	ug/L	MW-9SR	05/24/2023	ND	0.2000		2.0000
Molybdenum, Total	ug/L	MW-10S	05/25/2023		60.6000	***	10.0000
Molybdenum, Total	ug/L	MW-11S	05/25/2023		77.9000	***	10.0000
Molybdenum, Total	ug/L	MW-12S	05/06/2022		118.0000	***	10.0000
Molybdenum, Total	ug/L	MW-13S	05/26/2023		480.0000	***	10.0000
Molybdenum, Total	ug/L	MW-1S	05/23/2023		21.1000	***	10.0000
Molybdenum, Total	ug/L	MW-2S	05/23/2023		18.8000	***	10.0000
Molybdenum, Total	ug/L	MW-3S	05/18/2023		27.3000	***	10.0000
Molybdenum, Total	ug/L	MW-4S	05/04/2022	ND	10.0000		10.0000
Molybdenum, Total	ug/L	MW-4SR	05/24/2023	ND	10.0000		10.0000
Molybdenum, Total	ug/L	MW-5S	05/18/2023		56.6000	***	10.0000
Molybdenum, Total	ug/L	MW-6S	05/25/2023		203.0000	***	10.0000
Molybdenum, Total	ug/L	MW-7S	05/26/2023		514.0000	***	10.0000
Molybdenum, Total	ug/L	MW-8S	05/23/2023		261.0000	***	10.0000
Molybdenum, Total	ug/L	MW-9S	11/09/2020		201.0000	***	10.0000
Molybdenum, Total	ug/L	MW-9SR	05/24/2023		226.0000	***	10.0000
Selenium, Total	ug/L	MW-10S	05/25/2023	ND	1.0000		2.1000
Selenium, Total	ug/L	MW-11S	05/25/2023	ND	1.0000		2.1000
Selenium, Total	ug/L	MW-12S	05/06/2022		26.3000	***	2.1000
Selenium, Total	ug/L	MW-13S	05/26/2023	ND	1.0000		2.1000
Selenium, Total	ug/L	MW-1S	05/23/2023	ND	1.0000		2.1000
Selenium, Total	ug/L	MW-2S	05/23/2023	ND	1.0000		2.1000

* - Current value failed - awaiting verification.
 ** - Current value passed - previous exceedance not verified.
 *** - Current value failed - exceedance verified.
 **** - Current value passed - awaiting one more verification.
 ***** - Insufficient background data to compute prediction limit.
 ND = Not Detected, Result = detection limit.

Table C-2

Most Current Downgradient Monitoring Data

Constituent	Units	Well	Date		Result		Pred. Limit
Selenium, Total	ug/L	MW-3S	05/18/2023		8.6000	***	2.1000
Selenium, Total	ug/L	MW-4S	05/04/2022		119.0000	***	2.1000
Selenium, Total	ug/L	MW-4SR	05/24/2023		3.7000	***	2.1000
Selenium, Total	ug/L	MW-5S	05/18/2023	ND	1.0000		2.1000
Selenium, Total	ug/L	MW-6S	05/25/2023		8.9000	*	2.1000
Selenium, Total	ug/L	MW-7S	05/26/2023	ND	1.0000		2.1000
Selenium, Total	ug/L	MW-8S	05/23/2023	ND	1.0000		2.1000
Selenium, Total	ug/L	MW-9S	11/09/2020		15.9000	***	2.1000
Selenium, Total	ug/L	MW-9SR	05/24/2023		28.4000	*	2.1000
Thallium, Total	ug/L	MW-10S	05/25/2023	ND	1.0000		1.0000
Thallium, Total	ug/L	MW-11S	05/25/2023	ND	1.0000		1.0000
Thallium, Total	ug/L	MW-12S	05/06/2022	ND	1.0000		1.0000
Thallium, Total	ug/L	MW-13S	05/26/2023	ND	1.0000		1.0000
Thallium, Total	ug/L	MW-1S	05/23/2023	ND	1.0000		1.0000
Thallium, Total	ug/L	MW-2S	05/23/2023	ND	1.0000		1.0000
Thallium, Total	ug/L	MW-3S	05/18/2023	ND	1.0000		1.0000
Thallium, Total	ug/L	MW-4S	05/04/2022	ND	1.0000		1.0000
Thallium, Total	ug/L	MW-4SR	05/24/2023	ND	1.0000		1.0000
Thallium, Total	ug/L	MW-5S	05/18/2023	ND	1.0000		1.0000
Thallium, Total	ug/L	MW-6S	05/25/2023	ND	1.0000		1.0000
Thallium, Total	ug/L	MW-7S	05/26/2023	ND	1.0000		1.0000
Thallium, Total	ug/L	MW-8S	05/23/2023	ND	1.0000		1.0000
Thallium, Total	ug/L	MW-9S	05/29/2020	ND	1.0000		1.0000
Thallium, Total	ug/L	MW-9SR	05/24/2023	ND	1.0000		1.0000
Total Radium	pCi/L	MW-10S	05/25/2023	ND	1.8200		2.3004
Total Radium	pCi/L	MW-11S	05/25/2023		0.9200		2.3004
Total Radium	pCi/L	MW-12S	05/06/2022	ND	1.6700		2.3004
Total Radium	pCi/L	MW-13S	05/26/2023	ND	1.8000		2.3004
Total Radium	pCi/L	MW-1S	05/23/2023		1.2100		2.3004
Total Radium	pCi/L	MW-2S	05/23/2023		1.2800	**	2.3004
Total Radium	pCi/L	MW-3S	05/18/2023		0.9340		2.3004

* - Current value failed - awaiting verification.
 ** - Current value passed - previous exceedance not verified.
 *** - Current value failed - exceedance verified.
 **** - Current value passed - awaiting one more verification.
 ***** - Insufficient background data to compute prediction limit.
 ND = Not Detected, Result = detection limit.

Table C-2

Most Current Downgradient Monitoring Data

Constituent	Units	Well	Date		Result		Pred. Limit
Total Radium	pCi/L	MW-4S	05/04/2022	ND	1.4500		2.3004
Total Radium	pCi/L	MW-4SR	05/24/2023	ND	2.2200		2.3004
Total Radium	pCi/L	MW-5S	05/18/2023		2.1700		2.3004
Total Radium	pCi/L	MW-6S	05/25/2023		0.8180		2.3004
Total Radium	pCi/L	MW-7S	05/26/2023		0.9230		2.3004
Total Radium	pCi/L	MW-8S	05/23/2023		1.1300		2.3004
Total Radium	pCi/L	MW-9S	11/09/2020	ND	1.8600		2.3004
Total Radium	pCi/L	MW-9SR	05/24/2023		1.0900		2.3004

- * - Current value failed - awaiting verification.
 - ** - Current value passed - previous exceedance not verified.
 - *** - Current value failed - exceedance verified.
 - **** - Current value passed - awaiting one more verification.
 - ***** - Insufficient background data to compute prediction limit.
- ND = Not Detected, Result = detection limit.

Table C-3

Detection Frequencies in Upgradient and Downgradient Wells

Constituent	Upgradient			Downgradient		
	Detect	N	Proportion	Detect	N	Proportion
Antimony, Total	0	15	0.000	48	238	0.202
Arsenic, Total	0	15	0.000	150	237	0.633
Barium, Total	15	15	1.000	238	238	1.000
Beryllium, Total	0	13	0.000	2	204	0.010
Cadmium, Total	0	14	0.000	3	212	0.014
Chromium, Total	0	15	0.000	9	232	0.039
Cobalt, Total	0	15	0.000	22	225	0.098
Fluoride	9	15	0.600	233	251	0.928
Lead, Total	0	15	0.000	2	225	0.009
Lithium, Total	0	15	0.000	180	238	0.756
Mercury	0	12	0.000	0	185	0.000
Molybdenum, Total	0	15	0.000	221	238	0.929
Selenium, Total	11	15	0.733	55	238	0.231
Thallium, Total	0	12	0.000	0	191	0.000
Total Radium	13	15	0.867	184	236	0.780

N = Total number of measurements in all wells.
 Detect = Total number of detections in all wells.
 Proportion = Detect/N.

Table C-4

Shapiro-Wilk Multiple Group Test of Normality

Constituent	Detect	N	Detect Freq	G raw	G log	G cbrt	G sqrt	G sqr	G cub	Crit Value	Dist Form	Model Type
Antimony, Total	0	15	0.000	4.373	4.373					2.326	non-norm	nonpar
Arsenic, Total	0	15	0.000	4.373	4.373					2.326	non-norm	nonpar
Barium, Total	15	15	1.000	0.052	0.331					2.326	normal	normal
Beryllium, Total	0	13	0.000	3.936	3.936					2.326	non-norm	nonpar
Cadmium, Total	0	14	0.000	4.155	4.155					2.326	non-norm	nonpar
Chromium, Total	0	15	0.000	4.373	4.373					2.326	non-norm	nonpar
Cobalt, Total	0	15	0.000	4.373	4.373					2.326	non-norm	nonpar
Fluoride	9	15	0.600	2.271	2.287					2.326	normal	normal
Lead, Total	0	15	0.000	4.373	4.373					2.326	non-norm	nonpar
Lithium, Total	0	15	0.000	4.373	4.373					2.326	non-norm	nonpar
Mercury	0	12	0.000	3.731	3.731					2.326	non-norm	nonpar
Molybdenum, Total	0	15	0.000	4.373	4.373					2.326	non-norm	nonpar
Selenium, Total	11	15	0.733	2.458	2.752					2.326	non-norm	nonpar
Thallium, Total	0	12	0.000	3.731	3.731					2.326	non-norm	nonpar
Total Radium	13	15	0.867	0.552	0.109					2.326	normal	normal

* - Distribution override for that constituent.
 Fit to distribution is confirmed if G <= critical value.
 Model type may not match distributional form when detection frequency < 50%.

Table C-5

Summary Statistics and Prediction Limits

Constituent	Units	Detect	N	Mean	SD	alpha	Factor	Pred Limit	Type		Conf
Antimony, Total	ug/L	0	15					1.0000	nonpar	***	0.91
Arsenic, Total	ug/L	0	15					1.0000	nonpar	***	0.91
Barium, Total	ug/L	15	15	68.0133	8.6987	0.0100	2.7079	91.5683	normal		
Beryllium, Total	ug/L	0	13					0.2000	nonpar	***	0.89
Cadmium, Total	ug/L	0	14					2.0000	nonpar	***	0.90
Chromium, Total	ug/L	0	15					10.0000	nonpar	***	0.91
Cobalt, Total	ug/L	0	15					1.0000	nonpar	***	0.91
Fluoride	mg/L	9	15	0.0713	0.0606	0.0100	2.7079	0.2354	normal		
Lead, Total	ug/L	0	15					10.0000	nonpar	***	0.91
Lithium, Total	ug/L	0	15					20.0000	nonpar	***	0.91
Mercury	ug/L	0	12					2.0000	nonpar	***	0.88
Molybdenum, Total	ug/L	0	15					10.0000	nonpar	***	0.91
Selenium, Total	ug/L	11	15					2.1000	nonpar		0.91
Thallium, Total	ug/L	0	12					1.0000	nonpar	***	0.88
Total Radium	pCi/L	13	15	0.9221	0.5090	0.0100	2.7079	2.3004	normal		

Conf = confidence level for passing initial test or one verification resample at all downgradient wells for a single constituent (nonparametric test only).

* - Insufficient Data.

** - Calculated limit raised to Manual Reporting Limit.

*** - Nonparametric limit based on ND value.

For transformed data, mean and SD in transformed units and prediction limit in original units.

All sample sizes and statistics are based on outlier free data.

For nonparametric limits, median reporting limits are substituted for extreme reporting limit values.

Table C-6

**Dixon's Test Outliers
1% Significance Level**

Constituent	Units	Well	Date	Result	ND Qualifier	Date Range	N	Critical Value
-------------	-------	------	------	--------	--------------	------------	---	----------------

N = Total number of independent measurements in background at each well.

Date Range = Dates of the first and last measurements included in background at each well.

Critical Value depends on the significance level and on N-1 when the two most extreme values are tested or N for the most extreme value.

Table C-7

**Historical Downgradient Data for Constituent-Well Combinations
that Failed the Current Statistical Evaluation or
are in Verification Resampling Mode**

Constituent	Units	Well	Date		Result		Pred. Limit
Antimony, Total	ug/L	MW-12S	04/06/2016		6.0000	*	1.0000
Antimony, Total	ug/L	MW-12S	05/25/2016	ND	6.0000		1.0000
Antimony, Total	ug/L	MW-12S	08/09/2016	ND	6.0000		1.0000
Antimony, Total	ug/L	MW-12S	09/27/2016	ND	6.0000		1.0000
Antimony, Total	ug/L	MW-12S	11/29/2016	ND	6.0000		1.0000
Antimony, Total	ug/L	MW-12S	01/25/2017	ND	6.0000		1.0000
Antimony, Total	ug/L	MW-12S	05/23/2017		7.7000	*	1.0000
Antimony, Total	ug/L	MW-12S	08/08/2017	ND	6.0000		1.0000
Antimony, Total	ug/L	MW-12S	05/30/2018	ND	6.0000		1.0000
Antimony, Total	ug/L	MW-12S	09/17/2018		3.7000	*	1.0000
Antimony, Total	ug/L	MW-12S	05/16/2019		4.4000	*	1.0000
Antimony, Total	ug/L	MW-12S	05/29/2020		2.1000	*	1.0000
Antimony, Total	ug/L	MW-12S	11/05/2020		2.8000	*	1.0000
Antimony, Total	ug/L	MW-12S	11/01/2021		2.8000	*	1.0000
Antimony, Total	ug/L	MW-12S	05/06/2022		2.0000	*	1.0000
Antimony, Total	ug/L	MW-3S	04/05/2016		9.5000	*	1.0000
Antimony, Total	ug/L	MW-3S	05/25/2016		8.5000	*	1.0000
Antimony, Total	ug/L	MW-3S	08/08/2016		8.9000	*	1.0000
Antimony, Total	ug/L	MW-3S	09/26/2016		10.0000	*	1.0000
Antimony, Total	ug/L	MW-3S	11/28/2016		8.5000	*	1.0000
Antimony, Total	ug/L	MW-3S	01/24/2017		6.4000	*	1.0000
Antimony, Total	ug/L	MW-3S	05/22/2017		9.6000	*	1.0000
Antimony, Total	ug/L	MW-3S	08/07/2017		7.3000	*	1.0000
Antimony, Total	ug/L	MW-3S	05/29/2018		8.9000	*	1.0000
Antimony, Total	ug/L	MW-3S	09/17/2018		9.1000	*	1.0000
Antimony, Total	ug/L	MW-3S	05/14/2019		7.3000	*	1.0000
Antimony, Total	ug/L	MW-3S	11/05/2019		8.7000	*	1.0000
Antimony, Total	ug/L	MW-3S	05/18/2020		7.1000	*	1.0000
Antimony, Total	ug/L	MW-3S	11/03/2020		7.7000	*	1.0000
Antimony, Total	ug/L	MW-3S	05/03/2021		5.5000	*	1.0000

* - Significantly increased over background.
 ** - Detect at limit for 100% NDs in background (NPPL only).
 *** - Manual exclusion.
 ND = Not Detected, Result = detection limit.

Table C-7

**Historical Downgradient Data for Constituent-Well Combinations
that Failed the Current Statistical Evaluation or
are in Verification Resampling Mode**

Constituent	Units	Well	Date	Result	Pred. Limit
Antimony, Total	ug/L	MW-3S	11/01/2021	7.3000 *	1.0000
Antimony, Total	ug/L	MW-3S	05/02/2022	4.9000 *	1.0000
Antimony, Total	ug/L	MW-3S	01/19/2023	5.7000 *	1.0000
Antimony, Total	ug/L	MW-3S	03/24/2023	5.2000 *	1.0000
Antimony, Total	ug/L	MW-3S	05/18/2023	4.7000 *	1.0000
Antimony, Total	ug/L	MW-9S	04/06/2016	14.9000 *	1.0000
Antimony, Total	ug/L	MW-9S	05/25/2016	14.4000 *	1.0000
Antimony, Total	ug/L	MW-9S	08/08/2016	13.0000 *	1.0000
Antimony, Total	ug/L	MW-9S	09/27/2016	14.1000 *	1.0000
Antimony, Total	ug/L	MW-9S	11/28/2016	11.9000 *	1.0000
Antimony, Total	ug/L	MW-9S	01/25/2017	12.5000 *	1.0000
Antimony, Total	ug/L	MW-9S	05/23/2017	12.6000 *	1.0000
Antimony, Total	ug/L	MW-9S	08/08/2017	8.0000 *	1.0000
Antimony, Total	ug/L	MW-9S	05/30/2018	11.5000 *	1.0000
Antimony, Total	ug/L	MW-9S	09/17/2018	11.5000 *	1.0000
Antimony, Total	ug/L	MW-9S	05/16/2019	9.2000 *	1.0000
Antimony, Total	ug/L	MW-9S	05/29/2020	8.8000 *	1.0000
Antimony, Total	ug/L	MW-9S	11/09/2020	7.3000 *	1.0000
Antimony, Total	ug/L	MW-9SR	01/31/2023	1.0000 **	1.0000
Antimony, Total	ug/L	MW-9SR	05/24/2023	1.8000 *	1.0000
Arsenic, Total	ug/L	MW-10S	04/06/2016	455.0000 *	1.0000
Arsenic, Total	ug/L	MW-10S	05/25/2016	440.0000 *	1.0000
Arsenic, Total	ug/L	MW-10S	08/09/2016	484.0000 *	1.0000
Arsenic, Total	ug/L	MW-10S	09/27/2016	492.0000 *	1.0000
Arsenic, Total	ug/L	MW-10S	11/29/2016	545.0000 *	1.0000
Arsenic, Total	ug/L	MW-10S	01/25/2017	507.0000 *	1.0000
Arsenic, Total	ug/L	MW-10S	05/23/2017	440.0000 *	1.0000
Arsenic, Total	ug/L	MW-10S	08/08/2017	494.0000 *	1.0000
Arsenic, Total	ug/L	MW-10S	05/30/2018	444.0000 *	1.0000
Arsenic, Total	ug/L	MW-10S	09/18/2018	343.0000 *	1.0000

* - Significantly increased over background.
 ** - Detect at limit for 100% NDs in background (NPPL only).
 *** - Manual exclusion.
 ND = Not Detected, Result = detection limit.

Table C-7

**Historical Downgradient Data for Constituent-Well Combinations
that Failed the Current Statistical Evaluation or
are in Verification Resampling Mode**

Constituent	Units	Well	Date		Result		Pred. Limit
Arsenic, Total	ug/L	MW-10S	05/16/2019		349.0000	*	1.0000
Arsenic, Total	ug/L	MW-10S	11/05/2019		385.0000	*	1.0000
Arsenic, Total	ug/L	MW-10S	05/19/2020		358.0000	*	1.0000
Arsenic, Total	ug/L	MW-10S	11/05/2020		349.0000	*	1.0000
Arsenic, Total	ug/L	MW-10S	05/06/2021		413.0000	*	1.0000
Arsenic, Total	ug/L	MW-10S	11/02/2021		429.0000	*	1.0000
Arsenic, Total	ug/L	MW-10S	05/02/2022		448.0000	*	1.0000
Arsenic, Total	ug/L	MW-10S	11/03/2022		368.0000	*	1.0000
Arsenic, Total	ug/L	MW-10S	05/25/2023		401.0000	*	1.0000
Arsenic, Total	ug/L	MW-11S	04/07/2016	ND	10.0000		1.0000
Arsenic, Total	ug/L	MW-11S	05/26/2016	ND	10.0000		1.0000
Arsenic, Total	ug/L	MW-11S	08/10/2016	ND	10.0000		1.0000
Arsenic, Total	ug/L	MW-11S	09/28/2016	ND	10.0000		1.0000
Arsenic, Total	ug/L	MW-11S	11/30/2016	ND	10.0000		1.0000
Arsenic, Total	ug/L	MW-11S	01/26/2017	ND	10.0000		1.0000
Arsenic, Total	ug/L	MW-11S	05/24/2017	ND	10.0000		1.0000
Arsenic, Total	ug/L	MW-11S	08/09/2017		12.1000	*	1.0000
Arsenic, Total	ug/L	MW-11S	05/29/2018	ND	10.0000		1.0000
Arsenic, Total	ug/L	MW-11S	09/14/2018		2.9000	*	1.0000
Arsenic, Total	ug/L	MW-11S	05/15/2019		3.1000	*	1.0000
Arsenic, Total	ug/L	MW-11S	11/07/2019		2.5000	*	1.0000
Arsenic, Total	ug/L	MW-11S	05/27/2020		13.8000	*	1.0000
Arsenic, Total	ug/L	MW-11S	11/05/2020		2.6000	*	1.0000
Arsenic, Total	ug/L	MW-11S	05/05/2021		2.4000	*	1.0000
Arsenic, Total	ug/L	MW-11S	11/01/2021		2.2000	*	1.0000
Arsenic, Total	ug/L	MW-11S	05/11/2022		10.5000	*	1.0000
Arsenic, Total	ug/L	MW-11S	11/08/2022		3.8000	*	1.0000
Arsenic, Total	ug/L	MW-11S	05/25/2023		2.8000	*	1.0000
Arsenic, Total	ug/L	MW-12S	04/06/2016		15.6000	*	1.0000
Arsenic, Total	ug/L	MW-12S	05/25/2016		14.7000	*	1.0000

* - Significantly increased over background.
 ** - Detect at limit for 100% NDs in background (NPPL only).
 *** - Manual exclusion.
 ND = Not Detected, Result = detection limit.

Table C-7

**Historical Downgradient Data for Constituent-Well Combinations
that Failed the Current Statistical Evaluation or
are in Verification Resampling Mode**

Constituent	Units	Well	Date	Result	Pred. Limit
Arsenic, Total	ug/L	MW-12S	08/09/2016	15.5000 *	1.0000
Arsenic, Total	ug/L	MW-12S	09/27/2016	15.6000 *	1.0000
Arsenic, Total	ug/L	MW-12S	11/29/2016	14.4000 *	1.0000
Arsenic, Total	ug/L	MW-12S	01/25/2017	18.1000 *	1.0000
Arsenic, Total	ug/L	MW-12S	05/23/2017	19.4000 *	1.0000
Arsenic, Total	ug/L	MW-12S	08/08/2017	16.2000 *	1.0000
Arsenic, Total	ug/L	MW-12S	05/30/2018	43.5000 *	1.0000
Arsenic, Total	ug/L	MW-12S	09/17/2018	38.2000 *	1.0000
Arsenic, Total	ug/L	MW-12S	05/16/2019	30.0000 *	1.0000
Arsenic, Total	ug/L	MW-12S	05/29/2020	64.7000 *	1.0000
Arsenic, Total	ug/L	MW-12S	11/05/2020	46.9000 *	1.0000
Arsenic, Total	ug/L	MW-12S	11/01/2021	43.4000 *	1.0000
Arsenic, Total	ug/L	MW-12S	05/06/2022	46.0000 *	1.0000
Arsenic, Total	ug/L	MW-13S	04/06/2016	365.0000 *	1.0000
Arsenic, Total	ug/L	MW-13S	05/25/2016	369.0000 *	1.0000
Arsenic, Total	ug/L	MW-13S	08/09/2016	376.0000 *	1.0000
Arsenic, Total	ug/L	MW-13S	09/27/2016	416.0000 *	1.0000
Arsenic, Total	ug/L	MW-13S	11/29/2016	426.0000 *	1.0000
Arsenic, Total	ug/L	MW-13S	01/25/2017	397.0000 *	1.0000
Arsenic, Total	ug/L	MW-13S	05/23/2017	386.0000 *	1.0000
Arsenic, Total	ug/L	MW-13S	08/08/2017	371.0000 *	1.0000
Arsenic, Total	ug/L	MW-13S	05/30/2018	375.0000 *	1.0000
Arsenic, Total	ug/L	MW-13S	09/18/2018	320.0000 *	1.0000
Arsenic, Total	ug/L	MW-13S	05/15/2019	324.0000 *	1.0000
Arsenic, Total	ug/L	MW-13S	11/07/2019	352.0000 *	1.0000
Arsenic, Total	ug/L	MW-13S	05/19/2020	311.0000 *	1.0000
Arsenic, Total	ug/L	MW-13S	11/05/2020	433.0000 *	1.0000
Arsenic, Total	ug/L	MW-13S	05/06/2021	321.0000 *	1.0000
Arsenic, Total	ug/L	MW-13S	11/02/2021	368.0000 *	1.0000
Arsenic, Total	ug/L	MW-13S	05/04/2022	312.0000 *	1.0000

* - Significantly increased over background.
 ** - Detect at limit for 100% NDs in background (NPPL only).
 *** - Manual exclusion.
 ND = Not Detected, Result = detection limit.

Table C-7

**Historical Downgradient Data for Constituent-Well Combinations
that Failed the Current Statistical Evaluation or
are in Verification Resampling Mode**

Constituent	Units	Well	Date		Result		Pred. Limit
Arsenic, Total	ug/L	MW-13S	11/01/2022		298.0000	*	1.0000
Arsenic, Total	ug/L	MW-13S	05/26/2023		328.0000	*	1.0000
Arsenic, Total	ug/L	MW-1S	04/07/2016		49.4000	*	1.0000
Arsenic, Total	ug/L	MW-1S	05/26/2016		22.8000	*	1.0000
Arsenic, Total	ug/L	MW-1S	08/09/2016		34.1000	*	1.0000
Arsenic, Total	ug/L	MW-1S	09/27/2016		10.6000	*	1.0000
Arsenic, Total	ug/L	MW-1S	11/29/2016	ND	10.0000		1.0000
Arsenic, Total	ug/L	MW-1S	01/26/2017		35.8000	*	1.0000
Arsenic, Total	ug/L	MW-1S	05/23/2017		23.3000	*	1.0000
Arsenic, Total	ug/L	MW-1S	08/09/2017		14.5000	*	1.0000
Arsenic, Total	ug/L	MW-1S	05/29/2018		168.0000	***	1.0000
Arsenic, Total	ug/L	MW-1S	09/17/2018		33.6000	*	1.0000
Arsenic, Total	ug/L	MW-1S	05/15/2019		13.5000	*	1.0000
Arsenic, Total	ug/L	MW-1S	11/07/2019		50.6000	*	1.0000
Arsenic, Total	ug/L	MW-1S	05/26/2020		12.4000	*	1.0000
Arsenic, Total	ug/L	MW-1S	11/06/2020		21.2000	*	1.0000
Arsenic, Total	ug/L	MW-1S	05/05/2021		24.6000	*	1.0000
Arsenic, Total	ug/L	MW-1S	11/03/2021		7.4000	*	1.0000
Arsenic, Total	ug/L	MW-1S	05/09/2022		9.6000	*	1.0000
Arsenic, Total	ug/L	MW-1S	11/09/2022		5.7000	*	1.0000
Arsenic, Total	ug/L	MW-1S	05/23/2023		8.2000	*	1.0000
Arsenic, Total	ug/L	MW-2S	04/05/2016		26.5000	*	1.0000
Arsenic, Total	ug/L	MW-2S	05/24/2016		22.0000	*	1.0000
Arsenic, Total	ug/L	MW-2S	08/08/2016		27.3000	*	1.0000
Arsenic, Total	ug/L	MW-2S	09/26/2016		22.4000	*	1.0000
Arsenic, Total	ug/L	MW-2S	11/28/2016		21.7000	*	1.0000
Arsenic, Total	ug/L	MW-2S	01/24/2017		17.3000	*	1.0000
Arsenic, Total	ug/L	MW-2S	05/22/2017		27.0000	*	1.0000
Arsenic, Total	ug/L	MW-2S	08/07/2017		19.8000	*	1.0000
Arsenic, Total	ug/L	MW-2S	05/29/2018		18.4000	*	1.0000

* - Significantly increased over background.
 ** - Detect at limit for 100% NDs in background (NPPL only).
 *** - Manual exclusion.
 ND = Not Detected, Result = detection limit.

Table C-7

**Historical Downgradient Data for Constituent-Well Combinations
that Failed the Current Statistical Evaluation or
are in Verification Resampling Mode**

Constituent	Units	Well	Date		Result		Pred. Limit
Arsenic, Total	ug/L	MW-2S	09/17/2018		14.6000	*	1.0000
Arsenic, Total	ug/L	MW-2S	05/14/2019		12.5000	*	1.0000
Arsenic, Total	ug/L	MW-2S	11/05/2019		14.6000	*	1.0000
Arsenic, Total	ug/L	MW-2S	05/19/2020		9.0000	*	1.0000
Arsenic, Total	ug/L	MW-2S	11/04/2020		16.4000	*	1.0000
Arsenic, Total	ug/L	MW-2S	05/03/2021		6.9000	*	1.0000
Arsenic, Total	ug/L	MW-2S	11/01/2021		28.9000	*	1.0000
Arsenic, Total	ug/L	MW-2S	05/04/2022		8.8000	*	1.0000
Arsenic, Total	ug/L	MW-2S	11/08/2022		14.9000	*	1.0000
Arsenic, Total	ug/L	MW-2S	05/23/2023		7.9000	*	1.0000
Arsenic, Total	ug/L	MW-3S	04/05/2016	ND	10.0000		1.0000
Arsenic, Total	ug/L	MW-3S	05/25/2016	ND	10.0000		1.0000
Arsenic, Total	ug/L	MW-3S	08/08/2016	ND	10.0000		1.0000
Arsenic, Total	ug/L	MW-3S	09/26/2016	ND	10.0000		1.0000
Arsenic, Total	ug/L	MW-3S	11/28/2016	ND	10.0000		1.0000
Arsenic, Total	ug/L	MW-3S	01/24/2017	ND	10.0000		1.0000
Arsenic, Total	ug/L	MW-3S	05/22/2017	ND	10.0000		1.0000
Arsenic, Total	ug/L	MW-3S	08/07/2017	ND	10.0000		1.0000
Arsenic, Total	ug/L	MW-3S	05/29/2018	ND	10.0000		1.0000
Arsenic, Total	ug/L	MW-3S	09/17/2018		2.0000	*	1.0000
Arsenic, Total	ug/L	MW-3S	05/14/2019		2.3000	*	1.0000
Arsenic, Total	ug/L	MW-3S	11/05/2019		1.8000	*	1.0000
Arsenic, Total	ug/L	MW-3S	05/18/2020		1.5000	*	1.0000
Arsenic, Total	ug/L	MW-3S	11/03/2020		1.2000	*	1.0000
Arsenic, Total	ug/L	MW-3S	05/03/2021	ND	1.0000		1.0000
Arsenic, Total	ug/L	MW-3S	11/01/2021		1.6000	*	1.0000
Arsenic, Total	ug/L	MW-3S	05/02/2022		1.3000	*	1.0000
Arsenic, Total	ug/L	MW-3S	01/19/2023		1.3000	*	1.0000
Arsenic, Total	ug/L	MW-3S	03/24/2023		2.9000	*	1.0000
Arsenic, Total	ug/L	MW-3S	05/18/2023	ND	1.0000		1.0000

* - Significantly increased over background.
 ** - Detect at limit for 100% NDs in background (NPPL only).
 *** - Manual exclusion.
 ND = Not Detected, Result = detection limit.

Table C-7

**Historical Downgradient Data for Constituent-Well Combinations
that Failed the Current Statistical Evaluation or
are in Verification Resampling Mode**

Constituent	Units	Well	Date		Result		Pred. Limit
Arsenic, Total	ug/L	MW-4S	04/05/2016	ND	10.0000		1.0000
Arsenic, Total	ug/L	MW-4S	05/25/2016	ND	10.0000		1.0000
Arsenic, Total	ug/L	MW-4S	08/08/2016	ND	10.0000		1.0000
Arsenic, Total	ug/L	MW-4S	09/26/2016	ND	10.0000		1.0000
Arsenic, Total	ug/L	MW-4S	11/29/2016	ND	10.0000		1.0000
Arsenic, Total	ug/L	MW-4S	01/24/2017	ND	10.0000		1.0000
Arsenic, Total	ug/L	MW-4S	05/22/2017	ND	10.0000		1.0000
Arsenic, Total	ug/L	MW-4S	08/07/2017	ND	10.0000		1.0000
Arsenic, Total	ug/L	MW-4S	05/29/2018	ND	10.0000		1.0000
Arsenic, Total	ug/L	MW-4S	09/14/2018	ND	1.0000		1.0000
Arsenic, Total	ug/L	MW-4S	05/14/2019	ND	1.0000		1.0000
Arsenic, Total	ug/L	MW-4S	06/05/2020		1.2000	*	1.0000
Arsenic, Total	ug/L	MW-4S	11/03/2020		3.3000	*	1.0000
Arsenic, Total	ug/L	MW-4S	11/01/2021	ND	1.0000		1.0000
Arsenic, Total	ug/L	MW-4S	05/04/2022		1.1000	*	1.0000
Arsenic, Total	ug/L	MW-6S	04/06/2016		28.3000	*	1.0000
Arsenic, Total	ug/L	MW-6S	05/25/2016		23.0000	*	1.0000
Arsenic, Total	ug/L	MW-6S	08/09/2016		34.3000	*	1.0000
Arsenic, Total	ug/L	MW-6S	09/27/2016		30.0000	*	1.0000
Arsenic, Total	ug/L	MW-6S	11/29/2016		35.1000	*	1.0000
Arsenic, Total	ug/L	MW-6S	01/25/2017		11.6000	*	1.0000
Arsenic, Total	ug/L	MW-6S	05/23/2017		12.4000	*	1.0000
Arsenic, Total	ug/L	MW-6S	08/08/2017		11.2000	*	1.0000
Arsenic, Total	ug/L	MW-6S	05/30/2018		13.6000	*	1.0000
Arsenic, Total	ug/L	MW-6S	09/18/2018		15.5000	*	1.0000
Arsenic, Total	ug/L	MW-6S	05/14/2019		11.4000	*	1.0000
Arsenic, Total	ug/L	MW-6S	05/28/2020		23.8000	*	1.0000
Arsenic, Total	ug/L	MW-6S	11/09/2020		39.2000	*	1.0000
Arsenic, Total	ug/L	MW-6S	05/05/2021		11.9000	*	1.0000
Arsenic, Total	ug/L	MW-6S	11/01/2021		11.8000	*	1.0000

* - Significantly increased over background.
 ** - Detect at limit for 100% NDs in background (NPPL only).
 *** - Manual exclusion.
 ND = Not Detected, Result = detection limit.

Table C-7

**Historical Downgradient Data for Constituent-Well Combinations
that Failed the Current Statistical Evaluation or
are in Verification Resampling Mode**

Constituent	Units	Well	Date		Result		Pred. Limit
Arsenic, Total	ug/L	MW-6S	05/04/2022		6.9000	*	1.0000
Arsenic, Total	ug/L	MW-6S	11/02/2022		13.0000	*	1.0000
Arsenic, Total	ug/L	MW-6S	05/25/2023		9.7000	*	1.0000
Arsenic, Total	ug/L	MW-7S	04/06/2016		320.0000	*	1.0000
Arsenic, Total	ug/L	MW-7S	05/25/2016		353.0000	*	1.0000
Arsenic, Total	ug/L	MW-7S	08/09/2016		365.0000	*	1.0000
Arsenic, Total	ug/L	MW-7S	09/27/2016		352.0000	*	1.0000
Arsenic, Total	ug/L	MW-7S	11/29/2016		372.0000	*	1.0000
Arsenic, Total	ug/L	MW-7S	01/25/2017		352.0000	*	1.0000
Arsenic, Total	ug/L	MW-7S	05/23/2017		373.0000	*	1.0000
Arsenic, Total	ug/L	MW-7S	08/08/2017		359.0000	*	1.0000
Arsenic, Total	ug/L	MW-7S	05/30/2018		383.0000	*	1.0000
Arsenic, Total	ug/L	MW-7S	09/18/2018		317.0000	*	1.0000
Arsenic, Total	ug/L	MW-7S	05/15/2019		345.0000	*	1.0000
Arsenic, Total	ug/L	MW-7S	11/06/2019		439.0000	*	1.0000
Arsenic, Total	ug/L	MW-7S	05/27/2020		367.0000	*	1.0000
Arsenic, Total	ug/L	MW-7S	11/17/2020		462.0000	*	1.0000
Arsenic, Total	ug/L	MW-7S	05/06/2021		419.0000	*	1.0000
Arsenic, Total	ug/L	MW-7S	11/02/2021		376.0000	*	1.0000
Arsenic, Total	ug/L	MW-7S	05/04/2022		374.0000	*	1.0000
Arsenic, Total	ug/L	MW-7S	11/02/2022		388.0000	*	1.0000
Arsenic, Total	ug/L	MW-7S	05/26/2023		385.0000	*	1.0000
Arsenic, Total	ug/L	MW-9S	04/06/2016	ND	10.0000		1.0000
Arsenic, Total	ug/L	MW-9S	05/25/2016	ND	10.0000		1.0000
Arsenic, Total	ug/L	MW-9S	08/08/2016	ND	10.0000		1.0000
Arsenic, Total	ug/L	MW-9S	09/27/2016	ND	10.0000		1.0000
Arsenic, Total	ug/L	MW-9S	11/28/2016	ND	10.0000		1.0000
Arsenic, Total	ug/L	MW-9S	01/25/2017	ND	10.0000		1.0000
Arsenic, Total	ug/L	MW-9S	05/23/2017	ND	10.0000		1.0000
Arsenic, Total	ug/L	MW-9S	08/08/2017	ND	10.0000		1.0000

* - Significantly increased over background.
 ** - Detect at limit for 100% NDs in background (NPPL only).
 *** - Manual exclusion.
 ND = Not Detected, Result = detection limit.

Table C-7

**Historical Downgradient Data for Constituent-Well Combinations
that Failed the Current Statistical Evaluation or
are in Verification Resampling Mode**

Constituent	Units	Well	Date		Result		Pred. Limit
Arsenic, Total	ug/L	MW-9S	05/30/2018	ND	10.0000		1.0000
Arsenic, Total	ug/L	MW-9S	09/17/2018	ND	1.0000		1.0000
Arsenic, Total	ug/L	MW-9S	05/16/2019	ND	1.0000		1.0000
Arsenic, Total	ug/L	MW-9S	05/29/2020		1.5000	*	1.0000
Arsenic, Total	ug/L	MW-9S	11/09/2020	ND	1.0000		1.0000
Barium, Total	ug/L	MW-2S	04/05/2016		205.0000	*	91.5683
Barium, Total	ug/L	MW-2S	05/24/2016		158.0000	*	91.5683
Barium, Total	ug/L	MW-2S	08/08/2016		168.0000	*	91.5683
Barium, Total	ug/L	MW-2S	09/26/2016		180.0000	*	91.5683
Barium, Total	ug/L	MW-2S	11/28/2016		185.0000	*	91.5683
Barium, Total	ug/L	MW-2S	01/24/2017		97.4000	*	91.5683
Barium, Total	ug/L	MW-2S	05/22/2017		138.0000	*	91.5683
Barium, Total	ug/L	MW-2S	08/07/2017		127.0000	*	91.5683
Barium, Total	ug/L	MW-2S	05/29/2018		90.3000		91.5683
Barium, Total	ug/L	MW-2S	09/17/2018		86.0000		91.5683
Barium, Total	ug/L	MW-2S	05/14/2019		123.0000	*	91.5683
Barium, Total	ug/L	MW-2S	11/05/2019		195.0000	*	91.5683
Barium, Total	ug/L	MW-2S	05/19/2020		86.1000		91.5683
Barium, Total	ug/L	MW-2S	11/04/2020		137.0000	*	91.5683
Barium, Total	ug/L	MW-2S	05/03/2021		92.4000	*	91.5683
Barium, Total	ug/L	MW-2S	11/01/2021		103.0000	*	91.5683
Barium, Total	ug/L	MW-2S	05/04/2022		97.1000	*	91.5683
Barium, Total	ug/L	MW-2S	11/08/2022		230.0000	*	91.5683
Barium, Total	ug/L	MW-2S	05/23/2023		91.8000	*	91.5683
Barium, Total	ug/L	MW-6S	04/06/2016		150.0000	*	91.5683
Barium, Total	ug/L	MW-6S	05/25/2016		112.0000	*	91.5683
Barium, Total	ug/L	MW-6S	08/09/2016		166.0000	*	91.5683
Barium, Total	ug/L	MW-6S	09/27/2016		160.0000	*	91.5683
Barium, Total	ug/L	MW-6S	11/29/2016		189.0000	*	91.5683
Barium, Total	ug/L	MW-6S	01/25/2017		105.0000	*	91.5683

* - Significantly increased over background.
 ** - Detect at limit for 100% NDs in background (NPPL only).
 *** - Manual exclusion.
 ND = Not Detected, Result = detection limit.

Table C-7

**Historical Downgradient Data for Constituent-Well Combinations
that Failed the Current Statistical Evaluation or
are in Verification Resampling Mode**

Constituent	Units	Well	Date		Result		Pred. Limit
Barium, Total	ug/L	MW-6S	05/23/2017		80.5000		91.5683
Barium, Total	ug/L	MW-6S	08/08/2017		80.6000		91.5683
Barium, Total	ug/L	MW-6S	05/30/2018		116.0000	*	91.5683
Barium, Total	ug/L	MW-6S	09/18/2018		132.0000	*	91.5683
Barium, Total	ug/L	MW-6S	05/14/2019		103.0000	*	91.5683
Barium, Total	ug/L	MW-6S	05/28/2020		141.0000	*	91.5683
Barium, Total	ug/L	MW-6S	11/09/2020		121.0000	*	91.5683
Barium, Total	ug/L	MW-6S	05/05/2021		113.0000	*	91.5683
Barium, Total	ug/L	MW-6S	11/01/2021		117.0000	*	91.5683
Barium, Total	ug/L	MW-6S	05/04/2022		132.0000	*	91.5683
Barium, Total	ug/L	MW-6S	11/02/2022		91.4000		91.5683
Barium, Total	ug/L	MW-6S	05/25/2023		94.8000	*	91.5683
Beryllium, Total	ug/L	MW-11S	04/07/2016	ND	4.0000		0.2000
Beryllium, Total	ug/L	MW-11S	05/26/2016	ND	4.0000		0.2000
Beryllium, Total	ug/L	MW-11S	08/10/2016	ND	4.0000		0.2000
Beryllium, Total	ug/L	MW-11S	09/28/2016	ND	4.0000		0.2000
Beryllium, Total	ug/L	MW-11S	11/30/2016	ND	4.0000		0.2000
Beryllium, Total	ug/L	MW-11S	01/26/2017	ND	4.0000		0.2000
Beryllium, Total	ug/L	MW-11S	05/24/2017	ND	4.0000		0.2000
Beryllium, Total	ug/L	MW-11S	08/09/2017	ND	4.0000		0.2000
Beryllium, Total	ug/L	MW-11S	05/29/2018	ND	4.0000		0.2000
Beryllium, Total	ug/L	MW-11S	05/15/2019	ND	0.2000		0.2000
Beryllium, Total	ug/L	MW-11S	11/07/2019	ND	0.2000		0.2000
Beryllium, Total	ug/L	MW-11S	05/27/2020		0.7200	*	0.2000
Beryllium, Total	ug/L	MW-11S	11/05/2020	ND	0.2000		0.2000
Beryllium, Total	ug/L	MW-11S	05/05/2021	ND	0.2000		0.2000
Beryllium, Total	ug/L	MW-11S	05/11/2022		0.4000	*	0.2000
Beryllium, Total	ug/L	MW-11S	05/25/2023	ND	0.2000		0.2000
Cobalt, Total	ug/L	MW-5S	04/06/2016	ND	10.0000		1.0000
Cobalt, Total	ug/L	MW-5S	05/25/2016	ND	5.0000		1.0000

* - Significantly increased over background.
 ** - Detect at limit for 100% NDs in background (NPPL only).
 *** - Manual exclusion.
 ND = Not Detected, Result = detection limit.

Table C-7

**Historical Downgradient Data for Constituent-Well Combinations
that Failed the Current Statistical Evaluation or
are in Verification Resampling Mode**

Constituent	Units	Well	Date		Result		Pred. Limit
Cobalt, Total	ug/L	MW-5S	08/09/2016	ND	5.0000		1.0000
Cobalt, Total	ug/L	MW-5S	09/27/2016	ND	5.0000		1.0000
Cobalt, Total	ug/L	MW-5S	11/29/2016	ND	5.0000		1.0000
Cobalt, Total	ug/L	MW-5S	01/25/2017	ND	5.0000		1.0000
Cobalt, Total	ug/L	MW-5S	05/23/2017	ND	5.0000		1.0000
Cobalt, Total	ug/L	MW-5S	08/08/2017	ND	5.0000		1.0000
Cobalt, Total	ug/L	MW-5S	05/30/2018	ND	5.0000		1.0000
Cobalt, Total	ug/L	MW-5S	05/14/2019		1.2000	*	1.0000
Cobalt, Total	ug/L	MW-5S	05/18/2020		1.0000	**	1.0000
Cobalt, Total	ug/L	MW-5S	11/05/2020	ND	1.0000		1.0000
Cobalt, Total	ug/L	MW-5S	05/06/2021		1.3000	*	1.0000
Cobalt, Total	ug/L	MW-5S	11/01/2021	ND	1.0000		1.0000
Cobalt, Total	ug/L	MW-5S	05/04/2022	ND	1.0000		1.0000
Cobalt, Total	ug/L	MW-5S	11/11/2022		1.2000	*	1.0000
Cobalt, Total	ug/L	MW-5S	05/18/2023		1.1000	*	1.0000
Cobalt, Total	ug/L	MW-6S	04/06/2016	ND	10.0000		1.0000
Cobalt, Total	ug/L	MW-6S	05/25/2016	ND	5.0000		1.0000
Cobalt, Total	ug/L	MW-6S	08/09/2016	ND	5.0000		1.0000
Cobalt, Total	ug/L	MW-6S	09/27/2016	ND	5.0000		1.0000
Cobalt, Total	ug/L	MW-6S	11/29/2016	ND	5.0000		1.0000
Cobalt, Total	ug/L	MW-6S	01/25/2017	ND	5.0000		1.0000
Cobalt, Total	ug/L	MW-6S	05/23/2017	ND	5.0000		1.0000
Cobalt, Total	ug/L	MW-6S	08/08/2017	ND	5.0000		1.0000
Cobalt, Total	ug/L	MW-6S	05/30/2018	ND	5.0000		1.0000
Cobalt, Total	ug/L	MW-6S	05/14/2019	ND	1.0000		1.0000
Cobalt, Total	ug/L	MW-6S	05/28/2020		2.4000	*	1.0000
Cobalt, Total	ug/L	MW-6S	11/09/2020		1.6000	*	1.0000
Cobalt, Total	ug/L	MW-6S	05/05/2021		1.8000	*	1.0000
Cobalt, Total	ug/L	MW-6S	11/01/2021		1.6000	*	1.0000
Cobalt, Total	ug/L	MW-6S	05/04/2022		1.5000	*	1.0000

* - Significantly increased over background.
 ** - Detect at limit for 100% NDs in background (NPPL only).
 *** - Manual exclusion.
 ND = Not Detected, Result = detection limit.

Table C-7

**Historical Downgradient Data for Constituent-Well Combinations
that Failed the Current Statistical Evaluation or
are in Verification Resampling Mode**

Constituent	Units	Well	Date		Result		Pred. Limit
Cobalt, Total	ug/L	MW-6S	11/02/2022		1.9000	*	1.0000
Cobalt, Total	ug/L	MW-6S	05/25/2023		2.1000	*	1.0000
Cobalt, Total	ug/L	MW-8S	04/07/2016	ND	10.0000		1.0000
Cobalt, Total	ug/L	MW-8S	05/26/2016	ND	5.0000		1.0000
Cobalt, Total	ug/L	MW-8S	08/09/2016	ND	5.0000		1.0000
Cobalt, Total	ug/L	MW-8S	09/28/2016	ND	5.0000		1.0000
Cobalt, Total	ug/L	MW-8S	11/30/2016	ND	5.0000		1.0000
Cobalt, Total	ug/L	MW-8S	01/26/2017	ND	5.0000		1.0000
Cobalt, Total	ug/L	MW-8S	05/23/2017	ND	5.0000		1.0000
Cobalt, Total	ug/L	MW-8S	08/09/2017	ND	5.0000		1.0000
Cobalt, Total	ug/L	MW-8S	05/29/2018	ND	5.0000		1.0000
Cobalt, Total	ug/L	MW-8S	05/15/2019	ND	1.0000		1.0000
Cobalt, Total	ug/L	MW-8S	11/07/2019	ND	1.0000		1.0000
Cobalt, Total	ug/L	MW-8S	05/26/2020	ND	1.0000		1.0000
Cobalt, Total	ug/L	MW-8S	11/09/2020	ND	1.0000		1.0000
Cobalt, Total	ug/L	MW-8S	05/05/2021	ND	1.0000		1.0000
Cobalt, Total	ug/L	MW-8S	11/04/2021	ND	1.0000		1.0000
Cobalt, Total	ug/L	MW-8S	05/13/2022	ND	1.0000		1.0000
Cobalt, Total	ug/L	MW-8S	11/08/2022		3.9000	*	1.0000
Cobalt, Total	ug/L	MW-8S	05/23/2023	ND	1.0000		1.0000
Fluoride	mg/L	MW-10S	04/06/2016		3.5000	*	0.2354
Fluoride	mg/L	MW-10S	05/25/2016		3.0000	*	0.2354
Fluoride	mg/L	MW-10S	08/09/2016		2.2000	*	0.2354
Fluoride	mg/L	MW-10S	09/27/2016		2.6000	*	0.2354
Fluoride	mg/L	MW-10S	11/29/2016		3.1000	*	0.2354
Fluoride	mg/L	MW-10S	01/25/2017		2.7000	*	0.2354
Fluoride	mg/L	MW-10S	05/23/2017		2.4000	*	0.2354
Fluoride	mg/L	MW-10S	08/08/2017		2.1000	*	0.2354
Fluoride	mg/L	MW-10S	09/20/2017		1.8000	*	0.2354
Fluoride	mg/L	MW-10S	05/30/2018		2.2000	*	0.2354

* - Significantly increased over background.
 ** - Detect at limit for 100% NDs in background (NPPL only).
 *** - Manual exclusion.
 ND = Not Detected, Result = detection limit.

Table C-7

**Historical Downgradient Data for Constituent-Well Combinations
that Failed the Current Statistical Evaluation or
are in Verification Resampling Mode**

Constituent	Units	Well	Date	Result	Pred. Limit
Fluoride	mg/L	MW-10S	09/18/2018	2.7000 *	0.2354
Fluoride	mg/L	MW-10S	05/16/2019	2.5000 *	0.2354
Fluoride	mg/L	MW-10S	11/05/2019	2.1000 *	0.2354
Fluoride	mg/L	MW-10S	05/19/2020	2.0000 *	0.2354
Fluoride	mg/L	MW-10S	11/05/2020	2.4000 *	0.2354
Fluoride	mg/L	MW-10S	05/06/2021	2.5000 *	0.2354
Fluoride	mg/L	MW-10S	11/02/2021	2.5000 *	0.2354
Fluoride	mg/L	MW-10S	05/02/2022	2.6000 *	0.2354
Fluoride	mg/L	MW-10S	11/03/2022	3.0000 *	0.2354
Fluoride	mg/L	MW-10S	05/25/2023	2.7000 *	0.2354
Fluoride	mg/L	MW-11S	04/07/2016	1.2000 *	0.2354
Fluoride	mg/L	MW-11S	05/26/2016	1.3000 *	0.2354
Fluoride	mg/L	MW-11S	08/10/2016	1.4000 *	0.2354
Fluoride	mg/L	MW-11S	09/28/2016	1.5000 *	0.2354
Fluoride	mg/L	MW-11S	11/30/2016	1.5000 *	0.2354
Fluoride	mg/L	MW-11S	01/26/2017	1.6000 *	0.2354
Fluoride	mg/L	MW-11S	05/24/2017	1.5000 *	0.2354
Fluoride	mg/L	MW-11S	08/09/2017	1.5000 *	0.2354
Fluoride	mg/L	MW-11S	09/20/2017	1.6000 *	0.2354
Fluoride	mg/L	MW-11S	05/29/2018	1.5000 *	0.2354
Fluoride	mg/L	MW-11S	09/14/2018	1.4000 *	0.2354
Fluoride	mg/L	MW-11S	05/15/2019	1.4000 *	0.2354
Fluoride	mg/L	MW-11S	11/07/2019	1.4000 *	0.2354
Fluoride	mg/L	MW-11S	05/27/2020	1.6000 *	0.2354
Fluoride	mg/L	MW-11S	11/05/2020	1.6000 *	0.2354
Fluoride	mg/L	MW-11S	05/05/2021	1.4000 *	0.2354
Fluoride	mg/L	MW-11S	11/01/2021	1.4000 *	0.2354
Fluoride	mg/L	MW-11S	05/11/2022	1.8000 *	0.2354
Fluoride	mg/L	MW-11S	11/08/2022	1.7000 *	0.2354
Fluoride	mg/L	MW-11S	05/25/2023	1.6000 *	0.2354

* - Significantly increased over background.
 ** - Detect at limit for 100% NDs in background (NPPL only).
 *** - Manual exclusion.
 ND = Not Detected, Result = detection limit.

Table C-7

**Historical Downgradient Data for Constituent-Well Combinations
that Failed the Current Statistical Evaluation or
are in Verification Resampling Mode**

Constituent	Units	Well	Date	Result	Pred. Limit
Fluoride	mg/L	MW-12S	04/06/2016	0.3500 *	0.2354
Fluoride	mg/L	MW-12S	05/25/2016	0.3700 *	0.2354
Fluoride	mg/L	MW-12S	08/09/2016	0.3800 *	0.2354
Fluoride	mg/L	MW-12S	09/27/2016	0.3800 *	0.2354
Fluoride	mg/L	MW-12S	11/29/2016	0.4200 *	0.2354
Fluoride	mg/L	MW-12S	01/25/2017	0.5200 *	0.2354
Fluoride	mg/L	MW-12S	05/23/2017	0.5100 *	0.2354
Fluoride	mg/L	MW-12S	08/08/2017	0.5700 *	0.2354
Fluoride	mg/L	MW-12S	09/20/2017	0.7500 *	0.2354
Fluoride	mg/L	MW-12S	05/30/2018	1.8000 *	0.2354
Fluoride	mg/L	MW-12S	09/17/2018	1.7000 *	0.2354
Fluoride	mg/L	MW-12S	05/16/2019	1.5000 *	0.2354
Fluoride	mg/L	MW-12S	05/29/2020	1.8000 *	0.2354
Fluoride	mg/L	MW-12S	11/05/2020	1.8000 *	0.2354
Fluoride	mg/L	MW-12S	11/01/2021	1.8000 *	0.2354
Fluoride	mg/L	MW-12S	05/06/2022	2.1000 *	0.2354
Fluoride	mg/L	MW-13S	04/06/2016	0.5200 *	0.2354
Fluoride	mg/L	MW-13S	05/25/2016	0.5200 *	0.2354
Fluoride	mg/L	MW-13S	08/09/2016	0.4900 *	0.2354
Fluoride	mg/L	MW-13S	09/27/2016	0.5200 *	0.2354
Fluoride	mg/L	MW-13S	11/29/2016	0.5500 *	0.2354
Fluoride	mg/L	MW-13S	01/25/2017	0.5700 *	0.2354
Fluoride	mg/L	MW-13S	05/23/2017	0.6300 *	0.2354
Fluoride	mg/L	MW-13S	08/08/2017	0.7200 *	0.2354
Fluoride	mg/L	MW-13S	09/20/2017	0.6500 *	0.2354
Fluoride	mg/L	MW-13S	05/30/2018	0.8600 *	0.2354
Fluoride	mg/L	MW-13S	09/18/2018	0.8800 *	0.2354
Fluoride	mg/L	MW-13S	05/15/2019	0.8300 *	0.2354
Fluoride	mg/L	MW-13S	11/07/2019	0.7800 *	0.2354
Fluoride	mg/L	MW-13S	05/19/2020	0.9300 *	0.2354

* - Significantly increased over background.
 ** - Detect at limit for 100% NDs in background (NPPL only).
 *** - Manual exclusion.
 ND = Not Detected, Result = detection limit.

Table C-7

Historical Downgradient Data for Constituent-Well Combinations that Failed the Current Statistical Evaluation or are in Verification Resampling Mode

Constituent	Units	Well	Date	Result	Pred. Limit
Fluoride	mg/L	MW-13S	11/05/2020	0.9400 *	0.2354
Fluoride	mg/L	MW-13S	05/06/2021	0.9200 *	0.2354
Fluoride	mg/L	MW-13S	11/02/2021	0.8300 *	0.2354
Fluoride	mg/L	MW-13S	05/04/2022	1.1000 *	0.2354
Fluoride	mg/L	MW-13S	11/01/2022	0.9300 *	0.2354
Fluoride	mg/L	MW-13S	05/26/2023	0.9000 *	0.2354
Fluoride	mg/L	MW-1S	04/07/2016	0.5200 *	0.2354
Fluoride	mg/L	MW-1S	05/26/2016	0.5700 *	0.2354
Fluoride	mg/L	MW-1S	08/09/2016	0.4900 *	0.2354
Fluoride	mg/L	MW-1S	09/27/2016	0.5100 *	0.2354
Fluoride	mg/L	MW-1S	11/29/2016	0.5800 *	0.2354
Fluoride	mg/L	MW-1S	01/26/2017	0.6900 *	0.2354
Fluoride	mg/L	MW-1S	05/23/2017	0.6900 *	0.2354
Fluoride	mg/L	MW-1S	08/09/2017	0.7000 *	0.2354
Fluoride	mg/L	MW-1S	09/20/2017	0.6200 *	0.2354
Fluoride	mg/L	MW-1S	05/29/2018	0.6200 *	0.2354
Fluoride	mg/L	MW-1S	09/17/2018	0.6200 *	0.2354
Fluoride	mg/L	MW-1S	05/15/2019	0.5000 *	0.2354
Fluoride	mg/L	MW-1S	11/07/2019	0.4200 *	0.2354
Fluoride	mg/L	MW-1S	05/26/2020	0.3600 *	0.2354
Fluoride	mg/L	MW-1S	11/06/2020	0.3500 *	0.2354
Fluoride	mg/L	MW-1S	05/05/2021	0.2400 *	0.2354
Fluoride	mg/L	MW-1S	11/03/2021	0.3100 *	0.2354
Fluoride	mg/L	MW-1S	05/09/2022	0.4100 *	0.2354
Fluoride	mg/L	MW-1S	11/09/2022	0.4700 *	0.2354
Fluoride	mg/L	MW-1S	05/23/2023	0.4600 *	0.2354
Fluoride	mg/L	MW-2S	04/05/2016	0.8400 *	0.2354
Fluoride	mg/L	MW-2S	05/24/2016	1.1000 *	0.2354
Fluoride	mg/L	MW-2S	08/08/2016	1.2000 *	0.2354
Fluoride	mg/L	MW-2S	09/26/2016	1.8000 *	0.2354

* - Significantly increased over background.
 ** - Detect at limit for 100% NDs in background (NPPL only).
 *** - Manual exclusion.
 ND = Not Detected, Result = detection limit.

Table C-7

**Historical Downgradient Data for Constituent-Well Combinations
that Failed the Current Statistical Evaluation or
are in Verification Resampling Mode**

Constituent	Units	Well	Date	Result	Pred. Limit
Fluoride	mg/L	MW-2S	11/28/2016	1.3000 *	0.2354
Fluoride	mg/L	MW-2S	01/24/2017	2.4000 *	0.2354
Fluoride	mg/L	MW-2S	05/22/2017	1.4000 *	0.2354
Fluoride	mg/L	MW-2S	08/07/2017	1.8000 *	0.2354
Fluoride	mg/L	MW-2S	09/20/2017	1.6000 *	0.2354
Fluoride	mg/L	MW-2S	05/29/2018	1.1000 *	0.2354
Fluoride	mg/L	MW-2S	09/17/2018	1.8000 *	0.2354
Fluoride	mg/L	MW-2S	05/14/2019	0.9600 *	0.2354
Fluoride	mg/L	MW-2S	11/05/2019	0.7000 *	0.2354
Fluoride	mg/L	MW-2S	05/19/2020	0.5800 *	0.2354
Fluoride	mg/L	MW-2S	11/04/2020	0.2800 *	0.2354
Fluoride	mg/L	MW-2S	05/03/2021	0.4600 *	0.2354
Fluoride	mg/L	MW-2S	11/01/2021	0.5000 *	0.2354
Fluoride	mg/L	MW-2S	05/04/2022	0.3900 *	0.2354
Fluoride	mg/L	MW-2S	11/08/2022	0.2900 *	0.2354
Fluoride	mg/L	MW-2S	05/23/2023	0.3000 *	0.2354
Fluoride	mg/L	MW-5S	04/06/2016	4.0000 *	0.2354
Fluoride	mg/L	MW-5S	05/25/2016	4.0000 *	0.2354
Fluoride	mg/L	MW-5S	08/09/2016	3.5000 *	0.2354
Fluoride	mg/L	MW-5S	09/27/2016	3.4000 *	0.2354
Fluoride	mg/L	MW-5S	11/29/2016	3.4000 *	0.2354
Fluoride	mg/L	MW-5S	01/25/2017	3.4000 *	0.2354
Fluoride	mg/L	MW-5S	05/23/2017	3.4000 *	0.2354
Fluoride	mg/L	MW-5S	08/08/2017	3.4000 *	0.2354
Fluoride	mg/L	MW-5S	09/20/2017	3.4000 *	0.2354
Fluoride	mg/L	MW-5S	05/30/2018	2.6000 *	0.2354
Fluoride	mg/L	MW-5S	09/18/2018	3.0000 *	0.2354
Fluoride	mg/L	MW-5S	05/14/2019	2.5000 *	0.2354
Fluoride	mg/L	MW-5S	05/18/2020	2.4000 *	0.2354
Fluoride	mg/L	MW-5S	11/05/2020	2.3000 *	0.2354

* - Significantly increased over background.
 ** - Detect at limit for 100% NDs in background (NPPL only).
 *** - Manual exclusion.
 ND = Not Detected, Result = detection limit.

Table C-7

**Historical Downgradient Data for Constituent-Well Combinations
that Failed the Current Statistical Evaluation or
are in Verification Resampling Mode**

Constituent	Units	Well	Date	Result	Pred. Limit
Fluoride	mg/L	MW-5S	05/06/2021	1.7000 *	0.2354
Fluoride	mg/L	MW-5S	11/01/2021	1.9000 *	0.2354
Fluoride	mg/L	MW-5S	05/04/2022	1.8000 *	0.2354
Fluoride	mg/L	MW-5S	11/11/2022	1.5000 *	0.2354
Fluoride	mg/L	MW-5S	05/18/2023	1.1000 *	0.2354
Fluoride	mg/L	MW-6S	04/06/2016	0.9300 *	0.2354
Fluoride	mg/L	MW-6S	05/25/2016	0.9400 *	0.2354
Fluoride	mg/L	MW-6S	08/09/2016	0.7600 *	0.2354
Fluoride	mg/L	MW-6S	09/27/2016	0.8400 *	0.2354
Fluoride	mg/L	MW-6S	11/29/2016	0.9100 *	0.2354
Fluoride	mg/L	MW-6S	01/25/2017	0.7400 *	0.2354
Fluoride	mg/L	MW-6S	05/23/2017	0.8300 *	0.2354
Fluoride	mg/L	MW-6S	08/08/2017	1.1000 *	0.2354
Fluoride	mg/L	MW-6S	09/20/2017	0.9300 *	0.2354
Fluoride	mg/L	MW-6S	05/30/2018	1.0000 *	0.2354
Fluoride	mg/L	MW-6S	09/18/2018	1.2000 *	0.2354
Fluoride	mg/L	MW-6S	05/14/2019	0.5500 *	0.2354
Fluoride	mg/L	MW-6S	05/28/2020	1.0000 *	0.2354
Fluoride	mg/L	MW-6S	11/09/2020	1.4000 *	0.2354
Fluoride	mg/L	MW-6S	05/05/2021	1.3000 *	0.2354
Fluoride	mg/L	MW-6S	11/01/2021	1.2000 *	0.2354
Fluoride	mg/L	MW-6S	05/04/2022	1.3000 *	0.2354
Fluoride	mg/L	MW-6S	11/02/2022	1.5000 *	0.2354
Fluoride	mg/L	MW-6S	05/25/2023	1.5000 *	0.2354
Fluoride	mg/L	MW-7S	04/06/2016	0.3400 *	0.2354
Fluoride	mg/L	MW-7S	05/25/2016	0.3800 *	0.2354
Fluoride	mg/L	MW-7S	08/09/2016	0.3400 *	0.2354
Fluoride	mg/L	MW-7S	09/27/2016	0.3600 *	0.2354
Fluoride	mg/L	MW-7S	11/29/2016	0.3600 *	0.2354
Fluoride	mg/L	MW-7S	01/25/2017	0.3400 *	0.2354

* - Significantly increased over background.
 ** - Detect at limit for 100% NDs in background (NPPL only).
 *** - Manual exclusion.
 ND = Not Detected, Result = detection limit.

Table C-7

**Historical Downgradient Data for Constituent-Well Combinations
that Failed the Current Statistical Evaluation or
are in Verification Resampling Mode**

Constituent	Units	Well	Date	Result	Pred. Limit
Fluoride	mg/L	MW-7S	05/23/2017	0.3700 *	0.2354
Fluoride	mg/L	MW-7S	08/08/2017	0.4100 *	0.2354
Fluoride	mg/L	MW-7S	09/20/2017	0.4000 *	0.2354
Fluoride	mg/L	MW-7S	05/30/2018	0.4200 *	0.2354
Fluoride	mg/L	MW-7S	09/18/2018	0.4500 *	0.2354
Fluoride	mg/L	MW-7S	05/15/2019	0.5000 *	0.2354
Fluoride	mg/L	MW-7S	11/06/2019	0.4600 *	0.2354
Fluoride	mg/L	MW-7S	05/27/2020	0.5700 *	0.2354
Fluoride	mg/L	MW-7S	11/17/2020	0.5400 *	0.2354
Fluoride	mg/L	MW-7S	05/06/2021	0.5100 *	0.2354
Fluoride	mg/L	MW-7S	11/02/2021	0.5000 *	0.2354
Fluoride	mg/L	MW-7S	05/04/2022	0.7200 *	0.2354
Fluoride	mg/L	MW-7S	11/02/2022	0.5800 *	0.2354
Fluoride	mg/L	MW-7S	05/26/2023	0.6200 *	0.2354
Fluoride	mg/L	MW-9SR	01/31/2023	0.5900 *	0.2354
Fluoride	mg/L	MW-9SR	05/24/2023	0.6100 *	0.2354
Lithium, Total	ug/L	MW-10S	04/06/2016	106.0000 *	20.0000
Lithium, Total	ug/L	MW-10S	05/25/2016	94.9000 *	20.0000
Lithium, Total	ug/L	MW-10S	08/09/2016	98.6000 *	20.0000
Lithium, Total	ug/L	MW-10S	09/27/2016	79.3000 *	20.0000
Lithium, Total	ug/L	MW-10S	11/29/2016	96.6000 *	20.0000
Lithium, Total	ug/L	MW-10S	01/25/2017	95.2000 *	20.0000
Lithium, Total	ug/L	MW-10S	05/23/2017	72.0000 *	20.0000
Lithium, Total	ug/L	MW-10S	08/08/2017	93.2000 *	20.0000
Lithium, Total	ug/L	MW-10S	05/30/2018	57.0000 *	20.0000
Lithium, Total	ug/L	MW-10S	09/18/2018	59.2000 *	20.0000
Lithium, Total	ug/L	MW-10S	05/16/2019	69.5000 *	20.0000
Lithium, Total	ug/L	MW-10S	11/05/2019	60.5000 *	20.0000
Lithium, Total	ug/L	MW-10S	05/19/2020	75.8000 *	20.0000
Lithium, Total	ug/L	MW-10S	11/05/2020	49.9000 *	20.0000

* - Significantly increased over background.
 ** - Detect at limit for 100% NDs in background (NPPL only).
 *** - Manual exclusion.
 ND = Not Detected, Result = detection limit.

Table C-7

**Historical Downgradient Data for Constituent-Well Combinations
that Failed the Current Statistical Evaluation or
are in Verification Resampling Mode**

Constituent	Units	Well	Date	Result	Pred. Limit
Lithium, Total	ug/L	MW-10S	05/06/2021	45.3000 *	20.0000
Lithium, Total	ug/L	MW-10S	11/02/2021	53.3000 *	20.0000
Lithium, Total	ug/L	MW-10S	05/02/2022	40.8000 *	20.0000
Lithium, Total	ug/L	MW-10S	11/03/2022	33.0000 *	20.0000
Lithium, Total	ug/L	MW-10S	05/25/2023	33.7000 *	20.0000
Lithium, Total	ug/L	MW-12S	04/06/2016	215.0000 *	20.0000
Lithium, Total	ug/L	MW-12S	05/25/2016	196.0000 *	20.0000
Lithium, Total	ug/L	MW-12S	08/09/2016	193.0000 *	20.0000
Lithium, Total	ug/L	MW-12S	09/27/2016	176.0000 *	20.0000
Lithium, Total	ug/L	MW-12S	11/29/2016	189.0000 *	20.0000
Lithium, Total	ug/L	MW-12S	01/25/2017	158.0000 *	20.0000
Lithium, Total	ug/L	MW-12S	05/23/2017	155.0000 *	20.0000
Lithium, Total	ug/L	MW-12S	08/08/2017	160.0000 *	20.0000
Lithium, Total	ug/L	MW-12S	05/30/2018	106.0000 *	20.0000
Lithium, Total	ug/L	MW-12S	09/17/2018	116.0000 *	20.0000
Lithium, Total	ug/L	MW-12S	05/16/2019	127.0000 *	20.0000
Lithium, Total	ug/L	MW-12S	05/29/2020	97.5000 *	20.0000
Lithium, Total	ug/L	MW-12S	11/05/2020	84.6000 *	20.0000
Lithium, Total	ug/L	MW-12S	11/01/2021	73.2000 *	20.0000
Lithium, Total	ug/L	MW-12S	05/06/2022	67.8000 *	20.0000
Lithium, Total	ug/L	MW-13S	04/06/2016	89.0000 *	20.0000
Lithium, Total	ug/L	MW-13S	05/25/2016	105.0000 *	20.0000
Lithium, Total	ug/L	MW-13S	08/09/2016	116.0000 *	20.0000
Lithium, Total	ug/L	MW-13S	09/27/2016	119.0000 *	20.0000
Lithium, Total	ug/L	MW-13S	11/29/2016	148.0000 *	20.0000
Lithium, Total	ug/L	MW-13S	01/25/2017	143.0000 *	20.0000
Lithium, Total	ug/L	MW-13S	05/23/2017	116.0000 *	20.0000
Lithium, Total	ug/L	MW-13S	08/08/2017	107.0000 *	20.0000
Lithium, Total	ug/L	MW-13S	05/30/2018	91.4000 *	20.0000
Lithium, Total	ug/L	MW-13S	09/18/2018	84.6000 *	20.0000

* - Significantly increased over background.
 ** - Detect at limit for 100% NDs in background (NPPL only).
 *** - Manual exclusion.
 ND = Not Detected, Result = detection limit.

Table C-7

**Historical Downgradient Data for Constituent-Well Combinations
that Failed the Current Statistical Evaluation or
are in Verification Resampling Mode**

Constituent	Units	Well	Date		Result		Pred. Limit
Lithium, Total	ug/L	MW-13S	05/15/2019		99.7000	*	20.0000
Lithium, Total	ug/L	MW-13S	11/07/2019		75.1000	*	20.0000
Lithium, Total	ug/L	MW-13S	05/19/2020		83.6000	*	20.0000
Lithium, Total	ug/L	MW-13S	11/05/2020		69.3000	*	20.0000
Lithium, Total	ug/L	MW-13S	05/06/2021		62.5000	*	20.0000
Lithium, Total	ug/L	MW-13S	11/02/2021		73.3000	*	20.0000
Lithium, Total	ug/L	MW-13S	05/04/2022		62.2000	*	20.0000
Lithium, Total	ug/L	MW-13S	11/01/2022		63.0000	*	20.0000
Lithium, Total	ug/L	MW-13S	05/26/2023		58.4000	*	20.0000
Lithium, Total	ug/L	MW-2S	04/05/2016		112.0000	*	20.0000
Lithium, Total	ug/L	MW-2S	05/24/2016		87.6000	*	20.0000
Lithium, Total	ug/L	MW-2S	08/08/2016		87.9000	*	20.0000
Lithium, Total	ug/L	MW-2S	09/26/2016		71.9000	*	20.0000
Lithium, Total	ug/L	MW-2S	11/28/2016		88.2000	*	20.0000
Lithium, Total	ug/L	MW-2S	01/24/2017		72.6000	*	20.0000
Lithium, Total	ug/L	MW-2S	05/22/2017		60.6000	*	20.0000
Lithium, Total	ug/L	MW-2S	08/07/2017		75.2000	*	20.0000
Lithium, Total	ug/L	MW-2S	05/29/2018		25.7000	*	20.0000
Lithium, Total	ug/L	MW-2S	09/17/2018		25.1000	*	20.0000
Lithium, Total	ug/L	MW-2S	05/14/2019	ND	20.0000		20.0000
Lithium, Total	ug/L	MW-2S	11/05/2019		26.1000	*	20.0000
Lithium, Total	ug/L	MW-2S	05/19/2020	ND	20.0000		20.0000
Lithium, Total	ug/L	MW-2S	11/04/2020		23.0000	*	20.0000
Lithium, Total	ug/L	MW-2S	05/03/2021	ND	20.0000		20.0000
Lithium, Total	ug/L	MW-2S	11/01/2021	ND	20.0000		20.0000
Lithium, Total	ug/L	MW-2S	05/04/2022	ND	20.0000		20.0000
Lithium, Total	ug/L	MW-2S	11/08/2022		21.6000	*	20.0000
Lithium, Total	ug/L	MW-2S	05/23/2023	ND	20.0000		20.0000
Lithium, Total	ug/L	MW-4S	04/05/2016		23.9000	*	20.0000
Lithium, Total	ug/L	MW-4S	05/25/2016		21.5000	*	20.0000

* - Significantly increased over background.
 ** - Detect at limit for 100% NDs in background (NPPL only).
 *** - Manual exclusion.
 ND = Not Detected, Result = detection limit.

Table C-7

**Historical Downgradient Data for Constituent-Well Combinations
that Failed the Current Statistical Evaluation or
are in Verification Resampling Mode**

Constituent	Units	Well	Date		Result		Pred. Limit
Lithium, Total	ug/L	MW-4S	08/08/2016		20.7000	*	20.0000
Lithium, Total	ug/L	MW-4S	09/26/2016	ND	20.0000		20.0000
Lithium, Total	ug/L	MW-4S	11/29/2016		25.4000	*	20.0000
Lithium, Total	ug/L	MW-4S	01/24/2017		20.9000	*	20.0000
Lithium, Total	ug/L	MW-4S	05/22/2017	ND	20.0000		20.0000
Lithium, Total	ug/L	MW-4S	08/07/2017		22.2000	*	20.0000
Lithium, Total	ug/L	MW-4S	05/29/2018	ND	20.0000		20.0000
Lithium, Total	ug/L	MW-4S	09/14/2018	ND	20.0000		20.0000
Lithium, Total	ug/L	MW-4S	05/14/2019	ND	20.0000		20.0000
Lithium, Total	ug/L	MW-4S	06/05/2020	ND	20.0000		20.0000
Lithium, Total	ug/L	MW-4S	11/03/2020	ND	20.0000		20.0000
Lithium, Total	ug/L	MW-4S	11/01/2021		23.4000	*	20.0000
Lithium, Total	ug/L	MW-4S	05/04/2022	ND	20.0000		20.0000
Lithium, Total	ug/L	MW-5S	04/06/2016		89.6000	*	20.0000
Lithium, Total	ug/L	MW-5S	05/25/2016		78.3000	*	20.0000
Lithium, Total	ug/L	MW-5S	08/09/2016		75.3000	*	20.0000
Lithium, Total	ug/L	MW-5S	09/27/2016		76.3000	*	20.0000
Lithium, Total	ug/L	MW-5S	11/29/2016		94.6000	*	20.0000
Lithium, Total	ug/L	MW-5S	01/25/2017		85.7000	*	20.0000
Lithium, Total	ug/L	MW-5S	05/23/2017		57.4000	*	20.0000
Lithium, Total	ug/L	MW-5S	08/08/2017		63.9000	*	20.0000
Lithium, Total	ug/L	MW-5S	05/30/2018		57.5000	*	20.0000
Lithium, Total	ug/L	MW-5S	09/18/2018		52.8000	*	20.0000
Lithium, Total	ug/L	MW-5S	05/14/2019		59.9000	*	20.0000
Lithium, Total	ug/L	MW-5S	05/18/2020		54.9000	*	20.0000
Lithium, Total	ug/L	MW-5S	11/05/2020		41.7000	*	20.0000
Lithium, Total	ug/L	MW-5S	05/06/2021		42.2000	*	20.0000
Lithium, Total	ug/L	MW-5S	11/01/2021		46.2000	*	20.0000
Lithium, Total	ug/L	MW-5S	05/04/2022		46.5000	*	20.0000
Lithium, Total	ug/L	MW-5S	11/11/2022		44.7000	*	20.0000

* - Significantly increased over background.
 ** - Detect at limit for 100% NDs in background (NPPL only).
 *** - Manual exclusion.
 ND = Not Detected, Result = detection limit.

Table C-7

**Historical Downgradient Data for Constituent-Well Combinations
that Failed the Current Statistical Evaluation or
are in Verification Resampling Mode**

Constituent	Units	Well	Date	Result	Pred. Limit
Lithium, Total	ug/L	MW-5S	05/18/2023	47.9000 *	20.0000
Lithium, Total	ug/L	MW-6S	04/06/2016	112.0000 *	20.0000
Lithium, Total	ug/L	MW-6S	05/25/2016	99.0000 *	20.0000
Lithium, Total	ug/L	MW-6S	08/09/2016	102.0000 *	20.0000
Lithium, Total	ug/L	MW-6S	09/27/2016	89.1000 *	20.0000
Lithium, Total	ug/L	MW-6S	11/29/2016	101.0000 *	20.0000
Lithium, Total	ug/L	MW-6S	01/25/2017	114.0000 *	20.0000
Lithium, Total	ug/L	MW-6S	05/23/2017	99.0000 *	20.0000
Lithium, Total	ug/L	MW-6S	08/08/2017	86.5000 *	20.0000
Lithium, Total	ug/L	MW-6S	05/30/2018	75.8000 *	20.0000
Lithium, Total	ug/L	MW-6S	09/18/2018	58.4000 *	20.0000
Lithium, Total	ug/L	MW-6S	05/14/2019	117.0000 *	20.0000
Lithium, Total	ug/L	MW-6S	05/28/2020	84.5000 *	20.0000
Lithium, Total	ug/L	MW-6S	11/09/2020	61.9000 *	20.0000
Lithium, Total	ug/L	MW-6S	05/05/2021	62.6000 *	20.0000
Lithium, Total	ug/L	MW-6S	11/01/2021	73.0000 *	20.0000
Lithium, Total	ug/L	MW-6S	05/04/2022	71.2000 *	20.0000
Lithium, Total	ug/L	MW-6S	11/02/2022	48.7000 *	20.0000
Lithium, Total	ug/L	MW-6S	05/25/2023	48.8000 *	20.0000
Lithium, Total	ug/L	MW-7S	04/06/2016	116.0000 *	20.0000
Lithium, Total	ug/L	MW-7S	05/25/2016	110.0000 *	20.0000
Lithium, Total	ug/L	MW-7S	08/09/2016	109.0000 *	20.0000
Lithium, Total	ug/L	MW-7S	09/27/2016	101.0000 *	20.0000
Lithium, Total	ug/L	MW-7S	11/29/2016	128.0000 *	20.0000
Lithium, Total	ug/L	MW-7S	01/25/2017	145.0000 *	20.0000
Lithium, Total	ug/L	MW-7S	05/23/2017	135.0000 *	20.0000
Lithium, Total	ug/L	MW-7S	08/08/2017	131.0000 *	20.0000
Lithium, Total	ug/L	MW-7S	05/30/2018	103.0000 *	20.0000
Lithium, Total	ug/L	MW-7S	09/18/2018	94.3000 *	20.0000
Lithium, Total	ug/L	MW-7S	05/15/2019	106.0000 *	20.0000

* - Significantly increased over background.
 ** - Detect at limit for 100% NDs in background (NPPL only).
 *** - Manual exclusion.
 ND = Not Detected, Result = detection limit.

Table C-7

**Historical Downgradient Data for Constituent-Well Combinations
that Failed the Current Statistical Evaluation or
are in Verification Resampling Mode**

Constituent	Units	Well	Date	Result	Pred. Limit
Lithium, Total	ug/L	MW-7S	11/06/2019	89.8000 *	20.0000
Lithium, Total	ug/L	MW-7S	05/27/2020	87.1000 *	20.0000
Lithium, Total	ug/L	MW-7S	11/17/2020	86.8000 *	20.0000
Lithium, Total	ug/L	MW-7S	05/06/2021	81.7000 *	20.0000
Lithium, Total	ug/L	MW-7S	11/02/2021	85.8000 *	20.0000
Lithium, Total	ug/L	MW-7S	05/04/2022	86.7000 *	20.0000
Lithium, Total	ug/L	MW-7S	11/02/2022	86.8000 *	20.0000
Lithium, Total	ug/L	MW-7S	05/26/2023	79.2000 *	20.0000
Lithium, Total	ug/L	MW-8S	04/07/2016	182.0000 *	20.0000
Lithium, Total	ug/L	MW-8S	05/26/2016	135.0000 *	20.0000
Lithium, Total	ug/L	MW-8S	08/09/2016	204.0000 *	20.0000
Lithium, Total	ug/L	MW-8S	09/28/2016	184.0000 *	20.0000
Lithium, Total	ug/L	MW-8S	11/30/2016	184.0000 *	20.0000
Lithium, Total	ug/L	MW-8S	01/26/2017	155.0000 *	20.0000
Lithium, Total	ug/L	MW-8S	05/23/2017	94.0000 *	20.0000
Lithium, Total	ug/L	MW-8S	08/09/2017	73.8000 *	20.0000
Lithium, Total	ug/L	MW-8S	05/29/2018	132.0000 *	20.0000
Lithium, Total	ug/L	MW-8S	09/17/2018	147.0000 *	20.0000
Lithium, Total	ug/L	MW-8S	05/15/2019	124.0000 *	20.0000
Lithium, Total	ug/L	MW-8S	11/07/2019	174.0000 *	20.0000
Lithium, Total	ug/L	MW-8S	05/26/2020	124.0000 *	20.0000
Lithium, Total	ug/L	MW-8S	11/09/2020	188.0000 *	20.0000
Lithium, Total	ug/L	MW-8S	05/05/2021	123.0000 *	20.0000
Lithium, Total	ug/L	MW-8S	11/04/2021	137.0000 *	20.0000
Lithium, Total	ug/L	MW-8S	05/13/2022	101.0000 *	20.0000
Lithium, Total	ug/L	MW-8S	11/08/2022	169.0000 *	20.0000
Lithium, Total	ug/L	MW-8S	05/23/2023	118.0000 *	20.0000
Lithium, Total	ug/L	MW-9S	04/06/2016	126.0000 *	20.0000
Lithium, Total	ug/L	MW-9S	05/25/2016	110.0000 *	20.0000
Lithium, Total	ug/L	MW-9S	08/08/2016	103.0000 *	20.0000

* - Significantly increased over background.
 ** - Detect at limit for 100% NDs in background (NPPL only).
 *** - Manual exclusion.
 ND = Not Detected, Result = detection limit.

Table C-7

**Historical Downgradient Data for Constituent-Well Combinations
that Failed the Current Statistical Evaluation or
are in Verification Resampling Mode**

Constituent	Units	Well	Date	Result	Pred. Limit
Lithium, Total	ug/L	MW-9S	09/27/2016	84.9000 *	20.0000
Lithium, Total	ug/L	MW-9S	11/28/2016	116.0000 *	20.0000
Lithium, Total	ug/L	MW-9S	01/25/2017	114.0000 *	20.0000
Lithium, Total	ug/L	MW-9S	05/23/2017	86.7000 *	20.0000
Lithium, Total	ug/L	MW-9S	08/08/2017	90.6000 *	20.0000
Lithium, Total	ug/L	MW-9S	05/30/2018	93.3000 *	20.0000
Lithium, Total	ug/L	MW-9S	09/17/2018	89.4000 *	20.0000
Lithium, Total	ug/L	MW-9S	05/16/2019	70.3000 *	20.0000
Lithium, Total	ug/L	MW-9S	05/29/2020	86.0000 *	20.0000
Lithium, Total	ug/L	MW-9S	11/09/2020	72.7000 *	20.0000
Lithium, Total	ug/L	MW-9SR	01/31/2023	93.6000 *	20.0000
Lithium, Total	ug/L	MW-9SR	05/24/2023	61.5000 *	20.0000
Molybdenum, Total	ug/L	MW-10S	04/06/2016	324.0000 *	10.0000
Molybdenum, Total	ug/L	MW-10S	05/25/2016	299.0000 *	10.0000
Molybdenum, Total	ug/L	MW-10S	08/09/2016	279.0000 *	10.0000
Molybdenum, Total	ug/L	MW-10S	09/27/2016	247.0000 *	10.0000
Molybdenum, Total	ug/L	MW-10S	11/29/2016	241.0000 *	10.0000
Molybdenum, Total	ug/L	MW-10S	01/25/2017	200.0000 *	10.0000
Molybdenum, Total	ug/L	MW-10S	05/23/2017	219.0000 *	10.0000
Molybdenum, Total	ug/L	MW-10S	08/08/2017	166.0000 *	10.0000
Molybdenum, Total	ug/L	MW-10S	05/30/2018	138.0000 *	10.0000
Molybdenum, Total	ug/L	MW-10S	09/18/2018	117.0000 *	10.0000
Molybdenum, Total	ug/L	MW-10S	05/16/2019	93.4000 *	10.0000
Molybdenum, Total	ug/L	MW-10S	11/05/2019	93.4000 *	10.0000
Molybdenum, Total	ug/L	MW-10S	05/19/2020	82.7000 *	10.0000
Molybdenum, Total	ug/L	MW-10S	11/05/2020	77.4000 *	10.0000
Molybdenum, Total	ug/L	MW-10S	05/06/2021	72.2000 *	10.0000
Molybdenum, Total	ug/L	MW-10S	11/02/2021	71.2000 *	10.0000
Molybdenum, Total	ug/L	MW-10S	05/02/2022	65.0000 *	10.0000
Molybdenum, Total	ug/L	MW-10S	11/03/2022	69.6000 *	10.0000

* - Significantly increased over background.
 ** - Detect at limit for 100% NDs in background (NPPL only).
 *** - Manual exclusion.
 ND = Not Detected, Result = detection limit.

Table C-7

**Historical Downgradient Data for Constituent-Well Combinations
that Failed the Current Statistical Evaluation or
are in Verification Resampling Mode**

Constituent	Units	Well	Date	Result	Pred. Limit
Molybdenum, Total	ug/L	MW-10S	05/25/2023	60.6000 *	10.0000
Molybdenum, Total	ug/L	MW-11S	04/07/2016	77.3000 *	10.0000
Molybdenum, Total	ug/L	MW-11S	05/26/2016	81.5000 *	10.0000
Molybdenum, Total	ug/L	MW-11S	08/10/2016	82.0000 *	10.0000
Molybdenum, Total	ug/L	MW-11S	09/28/2016	80.7000 *	10.0000
Molybdenum, Total	ug/L	MW-11S	11/30/2016	82.9000 *	10.0000
Molybdenum, Total	ug/L	MW-11S	01/26/2017	83.4000 *	10.0000
Molybdenum, Total	ug/L	MW-11S	05/24/2017	78.7000 *	10.0000
Molybdenum, Total	ug/L	MW-11S	08/09/2017	73.5000 *	10.0000
Molybdenum, Total	ug/L	MW-11S	05/29/2018	73.3000 *	10.0000
Molybdenum, Total	ug/L	MW-11S	09/14/2018	74.4000 *	10.0000
Molybdenum, Total	ug/L	MW-11S	05/15/2019	73.2000 *	10.0000
Molybdenum, Total	ug/L	MW-11S	11/07/2019	75.9000 *	10.0000
Molybdenum, Total	ug/L	MW-11S	05/27/2020	83.3000 *	10.0000
Molybdenum, Total	ug/L	MW-11S	11/05/2020	80.6000 *	10.0000
Molybdenum, Total	ug/L	MW-11S	05/05/2021	77.6000 *	10.0000
Molybdenum, Total	ug/L	MW-11S	11/01/2021	76.1000 *	10.0000
Molybdenum, Total	ug/L	MW-11S	05/11/2022	82.5000 *	10.0000
Molybdenum, Total	ug/L	MW-11S	11/08/2022	73.8000 *	10.0000
Molybdenum, Total	ug/L	MW-11S	05/25/2023	77.9000 *	10.0000
Molybdenum, Total	ug/L	MW-12S	04/06/2016	256.0000 *	10.0000
Molybdenum, Total	ug/L	MW-12S	05/25/2016	274.0000 *	10.0000
Molybdenum, Total	ug/L	MW-12S	08/09/2016	279.0000 *	10.0000
Molybdenum, Total	ug/L	MW-12S	09/27/2016	265.0000 *	10.0000
Molybdenum, Total	ug/L	MW-12S	11/29/2016	269.0000 *	10.0000
Molybdenum, Total	ug/L	MW-12S	01/25/2017	227.0000 *	10.0000
Molybdenum, Total	ug/L	MW-12S	05/23/2017	273.0000 *	10.0000
Molybdenum, Total	ug/L	MW-12S	08/08/2017	283.0000 *	10.0000
Molybdenum, Total	ug/L	MW-12S	05/30/2018	287.0000 *	10.0000
Molybdenum, Total	ug/L	MW-12S	09/17/2018	294.0000 *	10.0000

* - Significantly increased over background.
 ** - Detect at limit for 100% NDs in background (NPPL only).
 *** - Manual exclusion.
 ND = Not Detected, Result = detection limit.

Table C-7

**Historical Downgradient Data for Constituent-Well Combinations
that Failed the Current Statistical Evaluation or
are in Verification Resampling Mode**

Constituent	Units	Well	Date		Result		Pred. Limit
Molybdenum, Total	ug/L	MW-12S	05/16/2019		241.0000	*	10.0000
Molybdenum, Total	ug/L	MW-12S	05/29/2020		198.0000	*	10.0000
Molybdenum, Total	ug/L	MW-12S	11/05/2020		196.0000	*	10.0000
Molybdenum, Total	ug/L	MW-12S	11/01/2021		144.0000	*	10.0000
Molybdenum, Total	ug/L	MW-12S	05/06/2022		118.0000	*	10.0000
Molybdenum, Total	ug/L	MW-13S	04/06/2016		577.0000	*	10.0000
Molybdenum, Total	ug/L	MW-13S	05/25/2016		563.0000	*	10.0000
Molybdenum, Total	ug/L	MW-13S	08/09/2016		552.0000	*	10.0000
Molybdenum, Total	ug/L	MW-13S	09/27/2016		517.0000	*	10.0000
Molybdenum, Total	ug/L	MW-13S	11/29/2016		517.0000	*	10.0000
Molybdenum, Total	ug/L	MW-13S	01/25/2017		481.0000	*	10.0000
Molybdenum, Total	ug/L	MW-13S	05/23/2017		508.0000	*	10.0000
Molybdenum, Total	ug/L	MW-13S	08/08/2017		511.0000	*	10.0000
Molybdenum, Total	ug/L	MW-13S	05/30/2018		720.0000	*	10.0000
Molybdenum, Total	ug/L	MW-13S	09/18/2018		770.0000	*	10.0000
Molybdenum, Total	ug/L	MW-13S	05/15/2019		782.0000	*	10.0000
Molybdenum, Total	ug/L	MW-13S	11/07/2019		809.0000	*	10.0000
Molybdenum, Total	ug/L	MW-13S	05/19/2020		746.0000	*	10.0000
Molybdenum, Total	ug/L	MW-13S	11/05/2020		722.0000	*	10.0000
Molybdenum, Total	ug/L	MW-13S	05/06/2021		692.0000	*	10.0000
Molybdenum, Total	ug/L	MW-13S	11/02/2021		553.0000	*	10.0000
Molybdenum, Total	ug/L	MW-13S	05/04/2022		557.0000	*	10.0000
Molybdenum, Total	ug/L	MW-13S	11/01/2022		544.0000	*	10.0000
Molybdenum, Total	ug/L	MW-13S	05/26/2023		480.0000	*	10.0000
Molybdenum, Total	ug/L	MW-1S	04/07/2016		456.0000	*	10.0000
Molybdenum, Total	ug/L	MW-1S	05/26/2016		309.0000	*	10.0000
Molybdenum, Total	ug/L	MW-1S	08/09/2016		199.0000	*	10.0000
Molybdenum, Total	ug/L	MW-1S	09/27/2016		167.0000	*	10.0000
Molybdenum, Total	ug/L	MW-1S	11/29/2016		151.0000	*	10.0000
Molybdenum, Total	ug/L	MW-1S	01/26/2017		247.0000	*	10.0000

* - Significantly increased over background.
 ** - Detect at limit for 100% NDs in background (NPPL only).
 *** - Manual exclusion.
 ND = Not Detected, Result = detection limit.

Table C-7

**Historical Downgradient Data for Constituent-Well Combinations
that Failed the Current Statistical Evaluation or
are in Verification Resampling Mode**

Constituent	Units	Well	Date	Result	Pred. Limit
Molybdenum, Total	ug/L	MW-1S	05/23/2017	106.0000 *	10.0000
Molybdenum, Total	ug/L	MW-1S	08/09/2017	88.6000 *	10.0000
Molybdenum, Total	ug/L	MW-1S	05/29/2018	57.9000 *	10.0000
Molybdenum, Total	ug/L	MW-1S	09/17/2018	51.8000 *	10.0000
Molybdenum, Total	ug/L	MW-1S	05/15/2019	50.5000 *	10.0000
Molybdenum, Total	ug/L	MW-1S	11/07/2019	28.9000 *	10.0000
Molybdenum, Total	ug/L	MW-1S	05/26/2020	37.2000 *	10.0000
Molybdenum, Total	ug/L	MW-1S	11/06/2020	25.4000 *	10.0000
Molybdenum, Total	ug/L	MW-1S	05/05/2021	24.8000 *	10.0000
Molybdenum, Total	ug/L	MW-1S	11/03/2021	28.1000 *	10.0000
Molybdenum, Total	ug/L	MW-1S	05/09/2022	25.9000 *	10.0000
Molybdenum, Total	ug/L	MW-1S	11/09/2022	18.8000 *	10.0000
Molybdenum, Total	ug/L	MW-1S	05/23/2023	21.1000 *	10.0000
Molybdenum, Total	ug/L	MW-2S	04/05/2016	458.0000 *	10.0000
Molybdenum, Total	ug/L	MW-2S	05/24/2016	352.0000 *	10.0000
Molybdenum, Total	ug/L	MW-2S	08/08/2016	248.0000 *	10.0000
Molybdenum, Total	ug/L	MW-2S	09/26/2016	179.0000 *	10.0000
Molybdenum, Total	ug/L	MW-2S	11/28/2016	190.0000 *	10.0000
Molybdenum, Total	ug/L	MW-2S	01/24/2017	214.0000 *	10.0000
Molybdenum, Total	ug/L	MW-2S	05/22/2017	135.0000 *	10.0000
Molybdenum, Total	ug/L	MW-2S	08/07/2017	141.0000 *	10.0000
Molybdenum, Total	ug/L	MW-2S	05/29/2018	78.3000 *	10.0000
Molybdenum, Total	ug/L	MW-2S	09/17/2018	85.2000 *	10.0000
Molybdenum, Total	ug/L	MW-2S	05/14/2019	36.7000 *	10.0000
Molybdenum, Total	ug/L	MW-2S	11/05/2019	31.4000 *	10.0000
Molybdenum, Total	ug/L	MW-2S	05/19/2020	27.8000 *	10.0000
Molybdenum, Total	ug/L	MW-2S	11/04/2020	36.0000 *	10.0000
Molybdenum, Total	ug/L	MW-2S	05/03/2021	35.0000 *	10.0000
Molybdenum, Total	ug/L	MW-2S	11/01/2021	38.4000 *	10.0000
Molybdenum, Total	ug/L	MW-2S	05/04/2022	15.5000 *	10.0000

* - Significantly increased over background.
 ** - Detect at limit for 100% NDs in background (NPPL only).
 *** - Manual exclusion.
 ND = Not Detected, Result = detection limit.

Table C-7

**Historical Downgradient Data for Constituent-Well Combinations
that Failed the Current Statistical Evaluation or
are in Verification Resampling Mode**

Constituent	Units	Well	Date	Result	Pred. Limit
Molybdenum, Total	ug/L	MW-2S	11/08/2022	20.4000 *	10.0000
Molybdenum, Total	ug/L	MW-2S	05/23/2023	18.8000 *	10.0000
Molybdenum, Total	ug/L	MW-3S	04/05/2016	139.0000 *	10.0000
Molybdenum, Total	ug/L	MW-3S	05/25/2016	124.0000 *	10.0000
Molybdenum, Total	ug/L	MW-3S	08/08/2016	97.6000 *	10.0000
Molybdenum, Total	ug/L	MW-3S	09/26/2016	77.7000 *	10.0000
Molybdenum, Total	ug/L	MW-3S	11/28/2016	98.4000 *	10.0000
Molybdenum, Total	ug/L	MW-3S	01/24/2017	88.9000 *	10.0000
Molybdenum, Total	ug/L	MW-3S	05/22/2017	63.9000 *	10.0000
Molybdenum, Total	ug/L	MW-3S	08/07/2017	64.3000 *	10.0000
Molybdenum, Total	ug/L	MW-3S	05/29/2018	78.8000 *	10.0000
Molybdenum, Total	ug/L	MW-3S	09/17/2018	52.2000 *	10.0000
Molybdenum, Total	ug/L	MW-3S	05/14/2019	43.2000 *	10.0000
Molybdenum, Total	ug/L	MW-3S	11/05/2019	41.6000 *	10.0000
Molybdenum, Total	ug/L	MW-3S	05/18/2020	49.2000 *	10.0000
Molybdenum, Total	ug/L	MW-3S	11/03/2020	40.6000 *	10.0000
Molybdenum, Total	ug/L	MW-3S	05/03/2021	36.1000 *	10.0000
Molybdenum, Total	ug/L	MW-3S	11/01/2021	46.7000 *	10.0000
Molybdenum, Total	ug/L	MW-3S	05/02/2022	32.9000 *	10.0000
Molybdenum, Total	ug/L	MW-3S	01/19/2023	27.1000 *	10.0000
Molybdenum, Total	ug/L	MW-3S	03/24/2023	27.4000 *	10.0000
Molybdenum, Total	ug/L	MW-3S	05/18/2023	27.3000 *	10.0000
Molybdenum, Total	ug/L	MW-5S	04/06/2016	251.0000 *	10.0000
Molybdenum, Total	ug/L	MW-5S	05/25/2016	266.0000 *	10.0000
Molybdenum, Total	ug/L	MW-5S	08/09/2016	266.0000 *	10.0000
Molybdenum, Total	ug/L	MW-5S	09/27/2016	275.0000 *	10.0000
Molybdenum, Total	ug/L	MW-5S	11/29/2016	321.0000 *	10.0000
Molybdenum, Total	ug/L	MW-5S	01/25/2017	313.0000 *	10.0000
Molybdenum, Total	ug/L	MW-5S	05/23/2017	319.0000 *	10.0000
Molybdenum, Total	ug/L	MW-5S	08/08/2017	307.0000 *	10.0000

* - Significantly increased over background.
 ** - Detect at limit for 100% NDs in background (NPPL only).
 *** - Manual exclusion.
 ND = Not Detected, Result = detection limit.

Table C-7

**Historical Downgradient Data for Constituent-Well Combinations
that Failed the Current Statistical Evaluation or
are in Verification Resampling Mode**

Constituent	Units	Well	Date	Result	Pred. Limit
Molybdenum, Total	ug/L	MW-5S	05/30/2018	265.0000 *	10.0000
Molybdenum, Total	ug/L	MW-5S	09/18/2018	254.0000 *	10.0000
Molybdenum, Total	ug/L	MW-5S	05/14/2019	231.0000 *	10.0000
Molybdenum, Total	ug/L	MW-5S	05/18/2020	218.0000 *	10.0000
Molybdenum, Total	ug/L	MW-5S	11/05/2020	182.0000 *	10.0000
Molybdenum, Total	ug/L	MW-5S	05/06/2021	131.0000 *	10.0000
Molybdenum, Total	ug/L	MW-5S	11/01/2021	152.0000 *	10.0000
Molybdenum, Total	ug/L	MW-5S	05/04/2022	122.0000 *	10.0000
Molybdenum, Total	ug/L	MW-5S	11/11/2022	92.1000 *	10.0000
Molybdenum, Total	ug/L	MW-5S	05/18/2023	56.6000 *	10.0000
Molybdenum, Total	ug/L	MW-6S	04/06/2016	309.0000 *	10.0000
Molybdenum, Total	ug/L	MW-6S	05/25/2016	261.0000 *	10.0000
Molybdenum, Total	ug/L	MW-6S	08/09/2016	240.0000 *	10.0000
Molybdenum, Total	ug/L	MW-6S	09/27/2016	226.0000 *	10.0000
Molybdenum, Total	ug/L	MW-6S	11/29/2016	243.0000 *	10.0000
Molybdenum, Total	ug/L	MW-6S	01/25/2017	166.0000 *	10.0000
Molybdenum, Total	ug/L	MW-6S	05/23/2017	142.0000 *	10.0000
Molybdenum, Total	ug/L	MW-6S	08/08/2017	185.0000 *	10.0000
Molybdenum, Total	ug/L	MW-6S	05/30/2018	150.0000 *	10.0000
Molybdenum, Total	ug/L	MW-6S	09/18/2018	157.0000 *	10.0000
Molybdenum, Total	ug/L	MW-6S	05/14/2019	65.6000 *	10.0000
Molybdenum, Total	ug/L	MW-6S	05/28/2020	146.0000 *	10.0000
Molybdenum, Total	ug/L	MW-6S	11/09/2020	211.0000 *	10.0000
Molybdenum, Total	ug/L	MW-6S	05/05/2021	216.0000 *	10.0000
Molybdenum, Total	ug/L	MW-6S	11/01/2021	186.0000 *	10.0000
Molybdenum, Total	ug/L	MW-6S	05/04/2022	150.0000 *	10.0000
Molybdenum, Total	ug/L	MW-6S	11/02/2022	211.0000 *	10.0000
Molybdenum, Total	ug/L	MW-6S	05/25/2023	203.0000 *	10.0000
Molybdenum, Total	ug/L	MW-7S	04/06/2016	435.0000 *	10.0000
Molybdenum, Total	ug/L	MW-7S	05/25/2016	448.0000 *	10.0000

* - Significantly increased over background.
 ** - Detect at limit for 100% NDs in background (NPPL only).
 *** - Manual exclusion.
 ND = Not Detected, Result = detection limit.

Table C-7

**Historical Downgradient Data for Constituent-Well Combinations
that Failed the Current Statistical Evaluation or
are in Verification Resampling Mode**

Constituent	Units	Well	Date	Result	Pred. Limit
Molybdenum, Total	ug/L	MW-7S	08/09/2016	477.0000 *	10.0000
Molybdenum, Total	ug/L	MW-7S	09/27/2016	468.0000 *	10.0000
Molybdenum, Total	ug/L	MW-7S	11/29/2016	486.0000 *	10.0000
Molybdenum, Total	ug/L	MW-7S	01/25/2017	439.0000 *	10.0000
Molybdenum, Total	ug/L	MW-7S	05/23/2017	429.0000 *	10.0000
Molybdenum, Total	ug/L	MW-7S	08/08/2017	425.0000 *	10.0000
Molybdenum, Total	ug/L	MW-7S	05/30/2018	528.0000 *	10.0000
Molybdenum, Total	ug/L	MW-7S	09/18/2018	518.0000 *	10.0000
Molybdenum, Total	ug/L	MW-7S	05/15/2019	575.0000 *	10.0000
Molybdenum, Total	ug/L	MW-7S	11/06/2019	608.0000 *	10.0000
Molybdenum, Total	ug/L	MW-7S	05/27/2020	705.0000 *	10.0000
Molybdenum, Total	ug/L	MW-7S	11/17/2020	681.0000 *	10.0000
Molybdenum, Total	ug/L	MW-7S	05/06/2021	676.0000 *	10.0000
Molybdenum, Total	ug/L	MW-7S	11/02/2021	625.0000 *	10.0000
Molybdenum, Total	ug/L	MW-7S	05/04/2022	582.0000 *	10.0000
Molybdenum, Total	ug/L	MW-7S	11/02/2022	605.0000 *	10.0000
Molybdenum, Total	ug/L	MW-7S	05/26/2023	514.0000 *	10.0000
Molybdenum, Total	ug/L	MW-8S	04/07/2016	258.0000 *	10.0000
Molybdenum, Total	ug/L	MW-8S	05/26/2016	210.0000 *	10.0000
Molybdenum, Total	ug/L	MW-8S	08/09/2016	329.0000 *	10.0000
Molybdenum, Total	ug/L	MW-8S	09/28/2016	331.0000 *	10.0000
Molybdenum, Total	ug/L	MW-8S	11/30/2016	389.0000 *	10.0000
Molybdenum, Total	ug/L	MW-8S	01/26/2017	294.0000 *	10.0000
Molybdenum, Total	ug/L	MW-8S	05/23/2017	208.0000 *	10.0000
Molybdenum, Total	ug/L	MW-8S	08/09/2017	150.0000 *	10.0000
Molybdenum, Total	ug/L	MW-8S	05/29/2018	419.0000 *	10.0000
Molybdenum, Total	ug/L	MW-8S	09/17/2018	311.0000 *	10.0000
Molybdenum, Total	ug/L	MW-8S	05/15/2019	329.0000 *	10.0000
Molybdenum, Total	ug/L	MW-8S	11/07/2019	530.0000 *	10.0000
Molybdenum, Total	ug/L	MW-8S	05/26/2020	306.0000 *	10.0000

* - Significantly increased over background.
 ** - Detect at limit for 100% NDs in background (NPPL only).
 *** - Manual exclusion.
 ND = Not Detected, Result = detection limit.

Table C-7

**Historical Downgradient Data for Constituent-Well Combinations
that Failed the Current Statistical Evaluation or
are in Verification Resampling Mode**

Constituent	Units	Well	Date		Result		Pred. Limit
Molybdenum, Total	ug/L	MW-8S	11/09/2020		532.0000	*	10.0000
Molybdenum, Total	ug/L	MW-8S	05/05/2021		354.0000	*	10.0000
Molybdenum, Total	ug/L	MW-8S	11/04/2021		270.0000	*	10.0000
Molybdenum, Total	ug/L	MW-8S	05/13/2022		165.0000	*	10.0000
Molybdenum, Total	ug/L	MW-8S	11/08/2022		386.0000	*	10.0000
Molybdenum, Total	ug/L	MW-8S	05/23/2023		261.0000	*	10.0000
Molybdenum, Total	ug/L	MW-9S	04/06/2016		519.0000	*	10.0000
Molybdenum, Total	ug/L	MW-9S	05/25/2016		438.0000	*	10.0000
Molybdenum, Total	ug/L	MW-9S	08/08/2016		374.0000	*	10.0000
Molybdenum, Total	ug/L	MW-9S	09/27/2016		344.0000	*	10.0000
Molybdenum, Total	ug/L	MW-9S	11/28/2016		368.0000	*	10.0000
Molybdenum, Total	ug/L	MW-9S	01/25/2017		290.0000	*	10.0000
Molybdenum, Total	ug/L	MW-9S	05/23/2017		217.0000	*	10.0000
Molybdenum, Total	ug/L	MW-9S	08/08/2017		191.0000	*	10.0000
Molybdenum, Total	ug/L	MW-9S	05/30/2018		116.0000	*	10.0000
Molybdenum, Total	ug/L	MW-9S	09/17/2018		98.4000	*	10.0000
Molybdenum, Total	ug/L	MW-9S	05/16/2019		118.0000	*	10.0000
Molybdenum, Total	ug/L	MW-9S	05/29/2020		93.9000	*	10.0000
Molybdenum, Total	ug/L	MW-9S	11/09/2020		201.0000	*	10.0000
Molybdenum, Total	ug/L	MW-9SR	01/31/2023		238.0000	*	10.0000
Molybdenum, Total	ug/L	MW-9SR	05/24/2023		226.0000	*	10.0000
Selenium, Total	ug/L	MW-12S	04/06/2016	ND	10.0000		2.1000
Selenium, Total	ug/L	MW-12S	05/25/2016	ND	10.0000		2.1000
Selenium, Total	ug/L	MW-12S	08/09/2016	ND	10.0000		2.1000
Selenium, Total	ug/L	MW-12S	09/27/2016	ND	10.0000		2.1000
Selenium, Total	ug/L	MW-12S	11/29/2016	ND	10.0000		2.1000
Selenium, Total	ug/L	MW-12S	01/25/2017	ND	10.0000		2.1000
Selenium, Total	ug/L	MW-12S	05/23/2017	ND	10.0000		2.1000
Selenium, Total	ug/L	MW-12S	08/08/2017	ND	10.0000		2.1000
Selenium, Total	ug/L	MW-12S	05/30/2018	ND	10.0000		2.1000

* - Significantly increased over background.
 ** - Detect at limit for 100% NDs in background (NPPL only).
 *** - Manual exclusion.
 ND = Not Detected, Result = detection limit.

Table C-7

**Historical Downgradient Data for Constituent-Well Combinations
that Failed the Current Statistical Evaluation or
are in Verification Resampling Mode**

Constituent	Units	Well	Date		Result		Pred. Limit
Selenium, Total	ug/L	MW-12S	09/17/2018	ND	1.0000		2.1000
Selenium, Total	ug/L	MW-12S	05/16/2019		1.4000		2.1000
Selenium, Total	ug/L	MW-12S	05/29/2020	ND	1.0000		2.1000
Selenium, Total	ug/L	MW-12S	11/05/2020	ND	1.0000		2.1000
Selenium, Total	ug/L	MW-12S	11/01/2021		10.7000	*	2.1000
Selenium, Total	ug/L	MW-12S	05/06/2022		26.3000	*	2.1000
Selenium, Total	ug/L	MW-3S	04/05/2016		11.1000	*	2.1000
Selenium, Total	ug/L	MW-3S	05/25/2016		10.7000	*	2.1000
Selenium, Total	ug/L	MW-3S	08/08/2016		15.0000	*	2.1000
Selenium, Total	ug/L	MW-3S	09/26/2016	ND	10.0000		2.1000
Selenium, Total	ug/L	MW-3S	11/28/2016	ND	10.0000		2.1000
Selenium, Total	ug/L	MW-3S	01/24/2017	ND	10.0000		2.1000
Selenium, Total	ug/L	MW-3S	05/22/2017	ND	10.0000		2.1000
Selenium, Total	ug/L	MW-3S	08/07/2017	ND	10.0000		2.1000
Selenium, Total	ug/L	MW-3S	05/29/2018	ND	10.0000		2.1000
Selenium, Total	ug/L	MW-3S	09/17/2018		3.4000	*	2.1000
Selenium, Total	ug/L	MW-3S	05/14/2019		16.5000	*	2.1000
Selenium, Total	ug/L	MW-3S	11/05/2019	ND	1.0000		2.1000
Selenium, Total	ug/L	MW-3S	05/18/2020		8.2000	*	2.1000
Selenium, Total	ug/L	MW-3S	11/03/2020		1.5000		2.1000
Selenium, Total	ug/L	MW-3S	05/03/2021		9.5000	*	2.1000
Selenium, Total	ug/L	MW-3S	11/01/2021		3.6000	*	2.1000
Selenium, Total	ug/L	MW-3S	05/02/2022		26.4000	*	2.1000
Selenium, Total	ug/L	MW-3S	01/19/2023		1.8000		2.1000
Selenium, Total	ug/L	MW-3S	03/24/2023		4.8000	*	2.1000
Selenium, Total	ug/L	MW-3S	05/18/2023		8.6000	*	2.1000
Selenium, Total	ug/L	MW-4S	04/05/2016		50.8000	*	2.1000
Selenium, Total	ug/L	MW-4S	05/25/2016		31.5000	*	2.1000
Selenium, Total	ug/L	MW-4S	08/08/2016		35.6000	*	2.1000
Selenium, Total	ug/L	MW-4S	09/26/2016		13.4000	*	2.1000

* - Significantly increased over background.
 ** - Detect at limit for 100% NDs in background (NPPL only).
 *** - Manual exclusion.
 ND = Not Detected, Result = detection limit.

Table C-7

**Historical Downgradient Data for Constituent-Well Combinations
that Failed the Current Statistical Evaluation or
are in Verification Resampling Mode**

Constituent	Units	Well	Date		Result		Pred. Limit
Selenium, Total	ug/L	MW-4S	11/29/2016		39.0000	*	2.1000
Selenium, Total	ug/L	MW-4S	01/24/2017		19.6000	*	2.1000
Selenium, Total	ug/L	MW-4S	05/22/2017		20.5000	*	2.1000
Selenium, Total	ug/L	MW-4S	08/07/2017		19.9000	*	2.1000
Selenium, Total	ug/L	MW-4S	05/29/2018	ND	10.0000		2.1000
Selenium, Total	ug/L	MW-4S	09/14/2018		33.8000	*	2.1000
Selenium, Total	ug/L	MW-4S	05/14/2019		16.1000	*	2.1000
Selenium, Total	ug/L	MW-4S	06/05/2020		12.4000	*	2.1000
Selenium, Total	ug/L	MW-4S	11/03/2020		41.4000	*	2.1000
Selenium, Total	ug/L	MW-4S	11/01/2021		20.3000	*	2.1000
Selenium, Total	ug/L	MW-4S	05/04/2022		119.0000	*	2.1000
Selenium, Total	ug/L	MW-4SR	12/08/2022		6.1000	*	2.1000
Selenium, Total	ug/L	MW-4SR	01/19/2023		7.4000	*	2.1000
Selenium, Total	ug/L	MW-4SR	03/23/2023		2.4000	*	2.1000
Selenium, Total	ug/L	MW-4SR	05/24/2023		3.7000	*	2.1000
Selenium, Total	ug/L	MW-6S	04/06/2016	ND	10.0000		2.1000
Selenium, Total	ug/L	MW-6S	05/25/2016	ND	10.0000		2.1000
Selenium, Total	ug/L	MW-6S	08/09/2016	ND	10.0000		2.1000
Selenium, Total	ug/L	MW-6S	09/27/2016	ND	10.0000		2.1000
Selenium, Total	ug/L	MW-6S	11/29/2016	ND	10.0000		2.1000
Selenium, Total	ug/L	MW-6S	01/25/2017	ND	10.0000		2.1000
Selenium, Total	ug/L	MW-6S	05/23/2017	ND	10.0000		2.1000
Selenium, Total	ug/L	MW-6S	08/08/2017	ND	10.0000		2.1000
Selenium, Total	ug/L	MW-6S	05/30/2018	ND	10.0000		2.1000
Selenium, Total	ug/L	MW-6S	09/18/2018		2.0000		2.1000
Selenium, Total	ug/L	MW-6S	05/14/2019		1.7000		2.1000
Selenium, Total	ug/L	MW-6S	05/28/2020		3.7000	*	2.1000
Selenium, Total	ug/L	MW-6S	11/09/2020	ND	1.0000		2.1000
Selenium, Total	ug/L	MW-6S	05/05/2021		3.9000	*	2.1000
Selenium, Total	ug/L	MW-6S	11/01/2021		6.0000	*	2.1000

* - Significantly increased over background.
 ** - Detect at limit for 100% NDs in background (NPPL only).
 *** - Manual exclusion.
 ND = Not Detected, Result = detection limit.

Table C-7

**Historical Downgradient Data for Constituent-Well Combinations
that Failed the Current Statistical Evaluation or
are in Verification Resampling Mode**

Constituent	Units	Well	Date		Result		Pred. Limit
Selenium, Total	ug/L	MW-6S	05/04/2022		4.4000	*	2.1000
Selenium, Total	ug/L	MW-6S	11/02/2022	ND	1.0000		2.1000
Selenium, Total	ug/L	MW-6S	05/25/2023		8.9000	*	2.1000
Selenium, Total	ug/L	MW-9S	04/06/2016	ND	10.0000		2.1000
Selenium, Total	ug/L	MW-9S	05/25/2016	ND	10.0000		2.1000
Selenium, Total	ug/L	MW-9S	08/08/2016	ND	10.0000		2.1000
Selenium, Total	ug/L	MW-9S	09/27/2016	ND	10.0000		2.1000
Selenium, Total	ug/L	MW-9S	11/28/2016	ND	10.0000		2.1000
Selenium, Total	ug/L	MW-9S	01/25/2017	ND	10.0000		2.1000
Selenium, Total	ug/L	MW-9S	05/23/2017	ND	10.0000		2.1000
Selenium, Total	ug/L	MW-9S	08/08/2017	ND	10.0000		2.1000
Selenium, Total	ug/L	MW-9S	05/30/2018		146.0000	*	2.1000
Selenium, Total	ug/L	MW-9S	09/17/2018		66.0000	*	2.1000
Selenium, Total	ug/L	MW-9S	05/16/2019		2.0000		2.1000
Selenium, Total	ug/L	MW-9S	05/29/2020		120.0000	*	2.1000
Selenium, Total	ug/L	MW-9S	11/09/2020		15.9000	*	2.1000
Selenium, Total	ug/L	MW-9SR	01/31/2023		1.2000		2.1000
Selenium, Total	ug/L	MW-9SR	05/24/2023		28.4000	*	2.1000
Total Radium	pCi/L	MW-2S	04/05/2016		1.6900		2.3004
Total Radium	pCi/L	MW-2S	05/24/2016		2.2300		2.3004
Total Radium	pCi/L	MW-2S	08/08/2016		1.2300		2.3004
Total Radium	pCi/L	MW-2S	09/26/2016		0.9650		2.3004
Total Radium	pCi/L	MW-2S	11/28/2016		2.4400	*	2.3004
Total Radium	pCi/L	MW-2S	01/24/2017		0.9750		2.3004
Total Radium	pCi/L	MW-2S	05/22/2017		1.5000		2.3004
Total Radium	pCi/L	MW-2S	08/07/2017		1.3000		2.3004
Total Radium	pCi/L	MW-2S	05/29/2018		1.3800		2.3004
Total Radium	pCi/L	MW-2S	09/17/2018		1.1400		2.3004
Total Radium	pCi/L	MW-2S	05/14/2019		2.1200		2.3004
Total Radium	pCi/L	MW-2S	11/05/2019		2.6900	*	2.3004

* - Significantly increased over background.
 ** - Detect at limit for 100% NDs in background (NPPL only).
 *** - Manual exclusion.
 ND = Not Detected, Result = detection limit.

Table C-7

**Historical Downgradient Data for Constituent-Well Combinations
that Failed the Current Statistical Evaluation or
are in Verification Resampling Mode**

Constituent	Units	Well	Date		Result		Pred. Limit
Total Radium	pCi/L	MW-2S	05/19/2020		1.3600		2.3004
Total Radium	pCi/L	MW-2S	11/04/2020		4.4600 *		2.3004
Total Radium	pCi/L	MW-2S	05/03/2021		0.8270		2.3004
Total Radium	pCi/L	MW-2S	11/01/2021		2.2300		2.3004
Total Radium	pCi/L	MW-2S	05/04/2022		1.6700		2.3004
Total Radium	pCi/L	MW-2S	11/08/2022		3.0600 *		2.3004
Total Radium	pCi/L	MW-2S	05/23/2023		1.2800		2.3004

* - Significantly increased over background.

** - Detect at limit for 100% NDs in background (NPPL only).

*** - Manual exclusion.

ND = Not Detected, Result = detection limit.

False Positive and False Negative Rates for Current Upgradient vs. Downgradient Monitoring Program

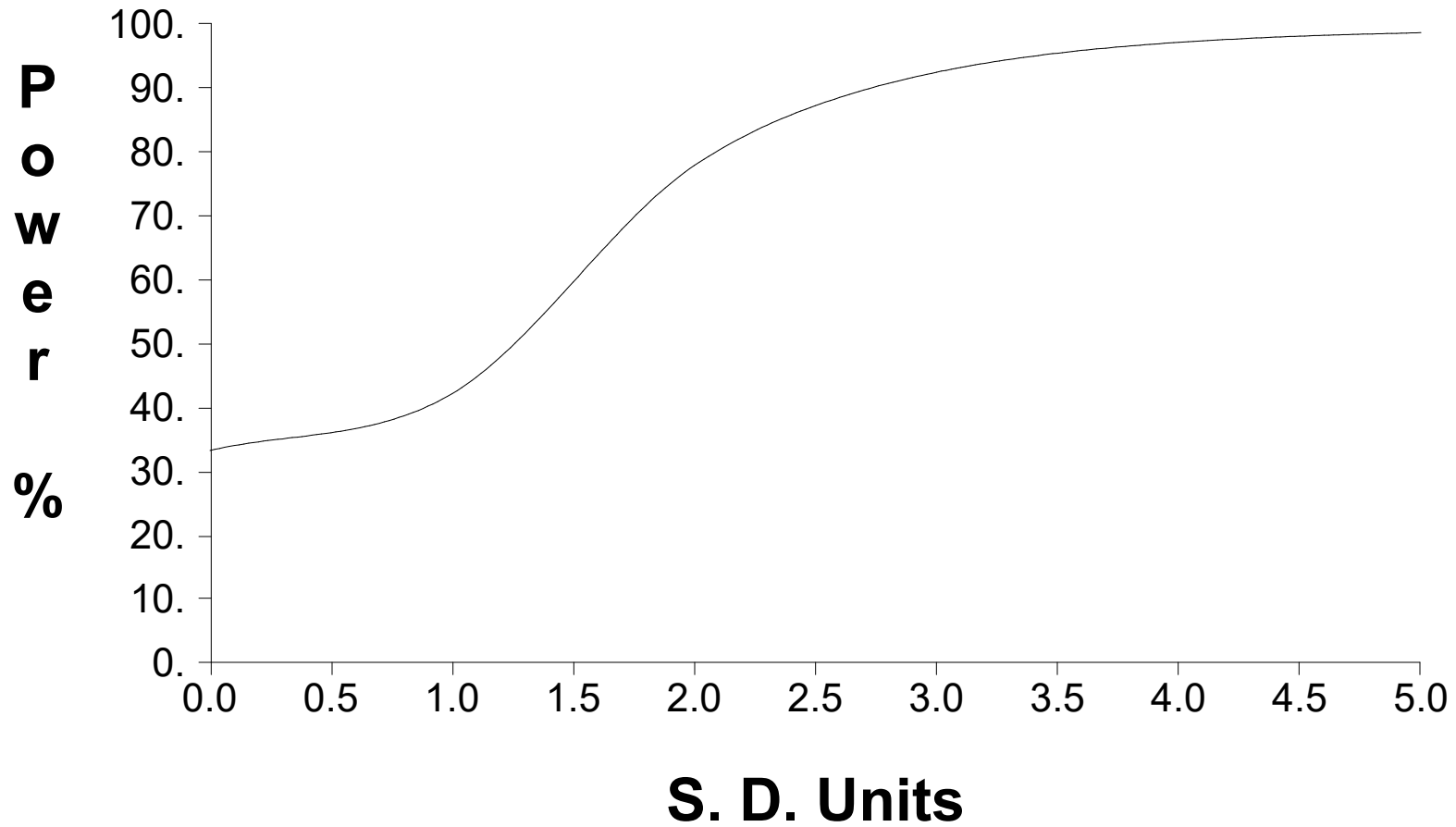


Table C-1

Upgradient Data

Constituent	Units	Well	Date		Result	Adjusted	
Antimony, Total	ug/L	MW-15D	09/18/2018	ND	1.0000		
Antimony, Total	ug/L	MW-15D	11/29/2018	ND	1.0000		
Antimony, Total	ug/L	MW-15D	02/04/2019	ND	1.0000		
Antimony, Total	ug/L	MW-15D	03/25/2019	ND	1.0000		
Antimony, Total	ug/L	MW-15D	05/14/2019	ND	1.0000		
Antimony, Total	ug/L	MW-15D	07/24/2019	ND	1.0000		
Antimony, Total	ug/L	MW-15D	11/05/2019	ND	1.0000		
Antimony, Total	ug/L	MW-15D	01/29/2020	ND	1.0000		
Antimony, Total	ug/L	MW-15D	05/27/2020	ND	1.0000		
Antimony, Total	ug/L	MW-15D	11/03/2020	ND	1.0000		
Antimony, Total	ug/L	MW-15D	05/06/2021	ND	1.0000		
Antimony, Total	ug/L	MW-15D	11/03/2021	ND	1.0000		
Antimony, Total	ug/L	MW-15D	05/11/2022	ND	1.0000		
Antimony, Total	ug/L	MW-15D	11/03/2022	ND	1.0000		
Antimony, Total	ug/L	MW-15D	05/18/2023	ND	1.0000		
Arsenic, Total	ug/L	MW-15D	09/18/2018		1.3000		
Arsenic, Total	ug/L	MW-15D	11/29/2018		1.2000		
Arsenic, Total	ug/L	MW-15D	02/04/2019		1.3000		
Arsenic, Total	ug/L	MW-15D	03/25/2019		1.1000		
Arsenic, Total	ug/L	MW-15D	05/14/2019		1.0000		
Arsenic, Total	ug/L	MW-15D	07/24/2019		1.1000		
Arsenic, Total	ug/L	MW-15D	11/05/2019		1.1000		
Arsenic, Total	ug/L	MW-15D	01/29/2020		1.1000		
Arsenic, Total	ug/L	MW-15D	05/27/2020		1.2000		
Arsenic, Total	ug/L	MW-15D	11/03/2020		1.7000		
Arsenic, Total	ug/L	MW-15D	05/06/2021		1.1000		
Arsenic, Total	ug/L	MW-15D	11/03/2021		1.2000		
Arsenic, Total	ug/L	MW-15D	05/11/2022		1.2000		
Arsenic, Total	ug/L	MW-15D	11/03/2022		1.1000		
Arsenic, Total	ug/L	MW-15D	05/18/2023		1.5000		
Barium, Total	ug/L	MW-15D	09/18/2018		71.4000		
Barium, Total	ug/L	MW-15D	11/29/2018		67.8000		
Barium, Total	ug/L	MW-15D	02/04/2019		69.6000		

* - Outlier for that well and constituent.
 ** - ND value replaced with median RL.
 *** - ND value replaced with manual RL.
 ND = Not detected, Result = detection limit.

Table C-1

Upgradient Data

Constituent	Units	Well	Date		Result	Adjusted	
Barium, Total	ug/L	MW-15D	03/25/2019		68.4000		
Barium, Total	ug/L	MW-15D	05/14/2019		65.6000		
Barium, Total	ug/L	MW-15D	07/24/2019		64.6000		
Barium, Total	ug/L	MW-15D	11/05/2019		65.3000		
Barium, Total	ug/L	MW-15D	01/29/2020		65.2000		
Barium, Total	ug/L	MW-15D	05/27/2020		64.2000		
Barium, Total	ug/L	MW-15D	11/03/2020		63.2000		
Barium, Total	ug/L	MW-15D	05/06/2021		68.9000		
Barium, Total	ug/L	MW-15D	11/03/2021		69.2000		
Barium, Total	ug/L	MW-15D	05/11/2022		75.1000		
Barium, Total	ug/L	MW-15D	11/03/2022		73.6000		
Barium, Total	ug/L	MW-15D	05/18/2023		75.0000		
Beryllium, Total	ug/L	MW-15D	09/18/2018	ND	0.2000		
Beryllium, Total	ug/L	MW-15D	11/29/2018	ND	0.2000		
Beryllium, Total	ug/L	MW-15D	02/04/2019	ND	0.2000		
Beryllium, Total	ug/L	MW-15D	03/25/2019	ND	0.2000		
Beryllium, Total	ug/L	MW-15D	05/14/2019	ND	0.2000		
Beryllium, Total	ug/L	MW-15D	07/24/2019	ND	0.2000		
Beryllium, Total	ug/L	MW-15D	11/05/2019	ND	0.2000		
Beryllium, Total	ug/L	MW-15D	01/29/2020	ND	0.2000		
Beryllium, Total	ug/L	MW-15D	05/27/2020	ND	0.2000		
Beryllium, Total	ug/L	MW-15D	11/03/2020	ND	0.2000		
Beryllium, Total	ug/L	MW-15D	05/06/2021	ND	0.2000		
Beryllium, Total	ug/L	MW-15D	05/11/2022	ND	0.2000		
Beryllium, Total	ug/L	MW-15D	05/18/2023	ND	0.2000		
Cadmium, Total	ug/L	MW-15D	09/18/2018	ND	2.0000		
Cadmium, Total	ug/L	MW-15D	11/29/2018	ND	2.0000		
Cadmium, Total	ug/L	MW-15D	02/04/2019	ND	2.0000		
Cadmium, Total	ug/L	MW-15D	03/25/2019	ND	2.0000		
Cadmium, Total	ug/L	MW-15D	05/14/2019	ND	2.0000		
Cadmium, Total	ug/L	MW-15D	07/24/2019	ND	2.0000		
Cadmium, Total	ug/L	MW-15D	11/05/2019	ND	2.0000		
Cadmium, Total	ug/L	MW-15D	01/29/2020	ND	1.0000	2.0000	**

* - Outlier for that well and constituent.
 ** - ND value replaced with median RL.
 *** - ND value replaced with manual RL.
 ND = Not detected, Result = detection limit.

Table C-1

Upgradient Data

Constituent	Units	Well	Date		Result	Adjusted	
Cadmium, Total	ug/L	MW-15D	05/27/2020	ND	2.0000		
Cadmium, Total	ug/L	MW-15D	05/06/2021	ND	2.0000		
Cadmium, Total	ug/L	MW-15D	11/03/2021	ND	2.0000		
Cadmium, Total	ug/L	MW-15D	05/11/2022	ND	2.0000		
Cadmium, Total	ug/L	MW-15D	11/03/2022	ND	2.0000		
Cadmium, Total	ug/L	MW-15D	05/18/2023	ND	2.0000		
Chromium, Total	ug/L	MW-15D	09/18/2018	ND	10.0000		
Chromium, Total	ug/L	MW-15D	11/29/2018	ND	10.0000		
Chromium, Total	ug/L	MW-15D	02/04/2019	ND	10.0000		
Chromium, Total	ug/L	MW-15D	03/25/2019	ND	10.0000		
Chromium, Total	ug/L	MW-15D	05/14/2019	ND	10.0000		
Chromium, Total	ug/L	MW-15D	07/24/2019	ND	10.0000		
Chromium, Total	ug/L	MW-15D	11/05/2019	ND	10.0000		
Chromium, Total	ug/L	MW-15D	01/29/2020	ND	20.0000	10.0000	**
Chromium, Total	ug/L	MW-15D	05/27/2020	ND	10.0000		
Chromium, Total	ug/L	MW-15D	11/03/2020	ND	10.0000		
Chromium, Total	ug/L	MW-15D	05/06/2021	ND	10.0000		
Chromium, Total	ug/L	MW-15D	11/03/2021	ND	10.0000		
Chromium, Total	ug/L	MW-15D	05/11/2022	ND	10.0000		
Chromium, Total	ug/L	MW-15D	11/03/2022	ND	10.0000		
Chromium, Total	ug/L	MW-15D	05/18/2023	ND	10.0000		
Cobalt, Total	ug/L	MW-15D	09/18/2018	ND	1.0000		
Cobalt, Total	ug/L	MW-15D	11/29/2018	ND	1.0000		
Cobalt, Total	ug/L	MW-15D	02/04/2019	ND	1.0000		
Cobalt, Total	ug/L	MW-15D	03/25/2019	ND	1.0000		
Cobalt, Total	ug/L	MW-15D	05/14/2019	ND	1.0000		
Cobalt, Total	ug/L	MW-15D	07/24/2019	ND	1.0000		
Cobalt, Total	ug/L	MW-15D	11/05/2019	ND	1.0000		
Cobalt, Total	ug/L	MW-15D	01/29/2020	ND	1.0000		
Cobalt, Total	ug/L	MW-15D	05/27/2020	ND	1.0000		
Cobalt, Total	ug/L	MW-15D	11/03/2020	ND	1.0000		
Cobalt, Total	ug/L	MW-15D	05/06/2021	ND	1.0000		
Cobalt, Total	ug/L	MW-15D	11/03/2021	ND	1.0000		

* - Outlier for that well and constituent.
 ** - ND value replaced with median RL.
 *** - ND value replaced with manual RL.
 ND = Not detected, Result = detection limit.

Table C-1
Upgradient Data

Constituent	Units	Well	Date		Result	Adjusted	
Cobalt, Total	ug/L	MW-15D	05/11/2022	ND	1.0000		
Cobalt, Total	ug/L	MW-15D	11/03/2022	ND	1.0000		
Cobalt, Total	ug/L	MW-15D	05/18/2023	ND	1.0000		
Fluoride	mg/L	MW-15D	09/18/2018	ND	0.1000		
Fluoride	mg/L	MW-15D	11/29/2018		0.1200		
Fluoride	mg/L	MW-15D	02/04/2019		0.1200		
Fluoride	mg/L	MW-15D	03/25/2019		0.1300		
Fluoride	mg/L	MW-15D	05/14/2019		0.1100		
Fluoride	mg/L	MW-15D	07/24/2019	ND	0.1000		
Fluoride	mg/L	MW-15D	11/05/2019	ND	0.1000		
Fluoride	mg/L	MW-15D	01/29/2020		0.1000		
Fluoride	mg/L	MW-15D	05/27/2020		0.1100		
Fluoride	mg/L	MW-15D	11/03/2020	ND	0.1000		
Fluoride	mg/L	MW-15D	05/06/2021	ND	0.1000		
Fluoride	mg/L	MW-15D	11/03/2021	ND	0.1000		
Fluoride	mg/L	MW-15D	05/11/2022		0.1200		
Fluoride	mg/L	MW-15D	11/03/2022	ND	0.1000		
Fluoride	mg/L	MW-15D	05/18/2023		0.1000		
Lead, Total	ug/L	MW-15D	09/18/2018	ND	10.0000		
Lead, Total	ug/L	MW-15D	11/29/2018	ND	10.0000		
Lead, Total	ug/L	MW-15D	02/04/2019	ND	10.0000		
Lead, Total	ug/L	MW-15D	03/25/2019	ND	10.0000		
Lead, Total	ug/L	MW-15D	05/14/2019	ND	10.0000		
Lead, Total	ug/L	MW-15D	07/24/2019	ND	10.0000		
Lead, Total	ug/L	MW-15D	11/05/2019	ND	10.0000		
Lead, Total	ug/L	MW-15D	01/29/2020	ND	10.0000		
Lead, Total	ug/L	MW-15D	05/27/2020	ND	10.0000		
Lead, Total	ug/L	MW-15D	11/03/2020	ND	10.0000		
Lead, Total	ug/L	MW-15D	05/06/2021	ND	10.0000		
Lead, Total	ug/L	MW-15D	11/03/2021	ND	10.0000		
Lead, Total	ug/L	MW-15D	05/11/2022	ND	10.0000		
Lead, Total	ug/L	MW-15D	11/03/2022	ND	10.0000		
Lead, Total	ug/L	MW-15D	05/18/2023	ND	10.0000		

* - Outlier for that well and constituent.
 ** - ND value replaced with median RL.
 *** - ND value replaced with manual RL.
 ND = Not detected, Result = detection limit.

Table C-1

Upgradient Data

Constituent	Units	Well	Date		Result	Adjusted	
Lithium, Total	ug/L	MW-15D	09/18/2018	ND	20.0000		
Lithium, Total	ug/L	MW-15D	11/29/2018	ND	20.0000		
Lithium, Total	ug/L	MW-15D	02/04/2019	ND	20.0000		
Lithium, Total	ug/L	MW-15D	03/25/2019	ND	20.0000		
Lithium, Total	ug/L	MW-15D	05/14/2019	ND	20.0000		
Lithium, Total	ug/L	MW-15D	07/24/2019	ND	20.0000		
Lithium, Total	ug/L	MW-15D	11/05/2019	ND	20.0000		
Lithium, Total	ug/L	MW-15D	01/29/2020	ND	20.0000		
Lithium, Total	ug/L	MW-15D	05/27/2020	ND	20.0000		
Lithium, Total	ug/L	MW-15D	11/03/2020	ND	20.0000		
Lithium, Total	ug/L	MW-15D	05/06/2021	ND	20.0000		
Lithium, Total	ug/L	MW-15D	11/03/2021	ND	20.0000		
Lithium, Total	ug/L	MW-15D	05/11/2022	ND	20.0000		
Lithium, Total	ug/L	MW-15D	11/03/2022	ND	20.0000		
Lithium, Total	ug/L	MW-15D	05/18/2023	ND	20.0000		
Mercury	ug/L	MW-15D	09/18/2018	ND	2.0000		
Mercury	ug/L	MW-15D	11/29/2018	ND	2.0000		
Mercury	ug/L	MW-15D	02/04/2019	ND	2.0000		
Mercury	ug/L	MW-15D	03/25/2019	ND	2.0000		
Mercury	ug/L	MW-15D	05/14/2019	ND	2.0000		
Mercury	ug/L	MW-15D	07/24/2019	ND	2.0000		
Mercury	ug/L	MW-15D	11/05/2019	ND	2.0000		
Mercury	ug/L	MW-15D	01/29/2020	ND	0.2000	2.0000	**
Mercury	ug/L	MW-15D	05/27/2020	ND	2.0000		
Mercury	ug/L	MW-15D	05/06/2021	ND	2.0000		
Mercury	ug/L	MW-15D	05/11/2022	ND	0.2000	2.0000	**
Mercury	ug/L	MW-15D	05/18/2023	ND	0.2000	2.0000	**
Molybdenum, Total	ug/L	MW-15D	09/18/2018	ND	10.0000		
Molybdenum, Total	ug/L	MW-15D	11/29/2018	ND	10.0000		
Molybdenum, Total	ug/L	MW-15D	02/04/2019	ND	10.0000		
Molybdenum, Total	ug/L	MW-15D	03/25/2019	ND	10.0000		
Molybdenum, Total	ug/L	MW-15D	05/14/2019	ND	10.0000		
Molybdenum, Total	ug/L	MW-15D	07/24/2019	ND	10.0000		

* - Outlier for that well and constituent.
 ** - ND value replaced with median RL.
 *** - ND value replaced with manual RL.
 ND = Not detected, Result = detection limit.

Table C-1

Upgradient Data

Constituent	Units	Well	Date		Result	Adjusted	
Molybdenum, Total	ug/L	MW-15D	11/05/2019	ND	10.0000		
Molybdenum, Total	ug/L	MW-15D	01/29/2020	ND	10.0000		
Molybdenum, Total	ug/L	MW-15D	05/27/2020	ND	10.0000		
Molybdenum, Total	ug/L	MW-15D	11/03/2020	ND	10.0000		
Molybdenum, Total	ug/L	MW-15D	05/06/2021	ND	10.0000		
Molybdenum, Total	ug/L	MW-15D	11/03/2021	ND	10.0000		
Molybdenum, Total	ug/L	MW-15D	05/11/2022	ND	10.0000		
Molybdenum, Total	ug/L	MW-15D	11/03/2022	ND	10.0000		
Molybdenum, Total	ug/L	MW-15D	05/18/2023	ND	10.0000		
Selenium, Total	ug/L	MW-15D	09/18/2018	ND	1.0000		
Selenium, Total	ug/L	MW-15D	11/29/2018	ND	1.0000		
Selenium, Total	ug/L	MW-15D	02/04/2019	ND	1.0000		
Selenium, Total	ug/L	MW-15D	03/25/2019	ND	1.0000		
Selenium, Total	ug/L	MW-15D	05/14/2019	ND	1.0000		
Selenium, Total	ug/L	MW-15D	07/24/2019	ND	1.0000		
Selenium, Total	ug/L	MW-15D	11/05/2019	ND	1.0000		
Selenium, Total	ug/L	MW-15D	01/29/2020	ND	1.0000		
Selenium, Total	ug/L	MW-15D	05/27/2020	ND	1.0000		
Selenium, Total	ug/L	MW-15D	11/03/2020	ND	1.0000		
Selenium, Total	ug/L	MW-15D	05/06/2021	ND	1.0000		
Selenium, Total	ug/L	MW-15D	11/03/2021	ND	1.0000		
Selenium, Total	ug/L	MW-15D	05/11/2022	ND	1.0000		
Selenium, Total	ug/L	MW-15D	11/03/2022	ND	1.0000		
Selenium, Total	ug/L	MW-15D	05/18/2023	ND	1.0000		
Thallium, Total	ug/L	MW-15D	09/18/2018	ND	1.0000		
Thallium, Total	ug/L	MW-15D	11/29/2018	ND	1.0000		
Thallium, Total	ug/L	MW-15D	02/04/2019	ND	1.0000		
Thallium, Total	ug/L	MW-15D	03/25/2019	ND	1.0000		
Thallium, Total	ug/L	MW-15D	05/14/2019	ND	1.0000		
Thallium, Total	ug/L	MW-15D	07/24/2019	ND	1.0000		
Thallium, Total	ug/L	MW-15D	11/05/2019	ND	1.0000		
Thallium, Total	ug/L	MW-15D	01/29/2020	ND	1.0000		
Thallium, Total	ug/L	MW-15D	05/27/2020	ND	1.0000		

* - Outlier for that well and constituent.
 ** - ND value replaced with median RL.
 *** - ND value replaced with manual RL.
 ND = Not detected, Result = detection limit.

Table C-1
Upgradient Data

Constituent	Units	Well	Date		Result	Adjusted	
Thallium, Total	ug/L	MW-15D	05/06/2021	ND	1.0000		
Thallium, Total	ug/L	MW-15D	05/11/2022	ND	1.0000		
Thallium, Total	ug/L	MW-15D	05/18/2023	ND	1.0000		
Total Radium	pCi/L	MW-15D	09/18/2018		1.1700		
Total Radium	pCi/L	MW-15D	11/29/2018		1.6500		
Total Radium	pCi/L	MW-15D	02/04/2019		1.0600		
Total Radium	pCi/L	MW-15D	03/25/2019		1.4600		
Total Radium	pCi/L	MW-15D	05/14/2019		2.0600		
Total Radium	pCi/L	MW-15D	07/24/2019		1.4500		
Total Radium	pCi/L	MW-15D	11/05/2019		1.1000		
Total Radium	pCi/L	MW-15D	01/29/2020		0.8340		
Total Radium	pCi/L	MW-15D	05/27/2020		1.2100		
Total Radium	pCi/L	MW-15D	11/03/2020		1.4300		
Total Radium	pCi/L	MW-15D	05/06/2021		1.7400		
Total Radium	pCi/L	MW-15D	11/03/2021		1.1300		
Total Radium	pCi/L	MW-15D	05/11/2022	ND	2.1300		
Total Radium	pCi/L	MW-15D	11/03/2022		1.3100		
Total Radium	pCi/L	MW-15D	05/18/2023		1.4700		

* - Outlier for that well and constituent.
 ** - ND value replaced with median RL.
 *** - ND value replaced with manual RL.
 ND = Not detected, Result = detection limit.

Table C-2

Most Current Downgradient Monitoring Data

Constituent	Units	Well	Date		Result		Pred. Limit
Antimony, Total	ug/L	MW-10D	05/25/2023	ND	1.0000		1.0000
Antimony, Total	ug/L	MW-11D	05/24/2023	ND	1.0000		1.0000
Antimony, Total	ug/L	MW-12D	05/25/2023	ND	1.0000		1.0000
Antimony, Total	ug/L	MW-13D	05/26/2023	ND	1.0000		1.0000
Antimony, Total	ug/L	MW-14D	05/18/2023	ND	1.0000		1.0000
Antimony, Total	ug/L	MW-1D	05/23/2023	ND	1.0000		1.0000
Antimony, Total	ug/L	MW-2D	05/23/2023	ND	1.0000		1.0000
Antimony, Total	ug/L	MW-3D	05/18/2023	ND	1.0000		1.0000
Antimony, Total	ug/L	MW-7D	05/26/2023	ND	1.0000		1.0000
Antimony, Total	ug/L	MW-9D	05/24/2023	ND	1.0000		1.0000
Antimony, Total	ug/L	MW-9I	05/24/2023	ND	1.0000		1.0000
Arsenic, Total	ug/L	MW-10D	05/25/2023		116.0000	***	1.7419
Arsenic, Total	ug/L	MW-11D	05/24/2023		15.0000	***	1.7419
Arsenic, Total	ug/L	MW-12D	05/25/2023		338.0000	***	1.7419
Arsenic, Total	ug/L	MW-13D	05/26/2023		234.0000	***	1.7419
Arsenic, Total	ug/L	MW-14D	05/18/2023		123.0000	***	1.7419
Arsenic, Total	ug/L	MW-1D	05/23/2023		3.3000	***	1.7419
Arsenic, Total	ug/L	MW-2D	05/23/2023		4.3000	***	1.7419
Arsenic, Total	ug/L	MW-3D	05/18/2023		4.1000	***	1.7419
Arsenic, Total	ug/L	MW-7D	05/26/2023		462.0000	***	1.7419
Arsenic, Total	ug/L	MW-9D	05/24/2023		23.2000	***	1.7419
Arsenic, Total	ug/L	MW-9I	05/24/2023		30.6000	***	1.7419
Barium, Total	ug/L	MW-10D	05/25/2023		24.4000		79.0581
Barium, Total	ug/L	MW-11D	05/24/2023		20.5000		79.0581
Barium, Total	ug/L	MW-12D	05/25/2023		31.8000		79.0581
Barium, Total	ug/L	MW-13D	05/26/2023		34.8000		79.0581
Barium, Total	ug/L	MW-14D	05/18/2023		58.8000		79.0581
Barium, Total	ug/L	MW-1D	05/23/2023		95.4000	***	79.0581
Barium, Total	ug/L	MW-2D	05/23/2023		40.0000		79.0581
Barium, Total	ug/L	MW-3D	05/18/2023		93.8000	***	79.0581
Barium, Total	ug/L	MW-7D	05/26/2023		43.1000		79.0581

* - Current value failed - awaiting verification.
 ** - Current value passed - previous exceedance not verified.
 *** - Current value failed - exceedance verified.
 **** - Current value passed - awaiting one more verification.
 ***** - Insufficient background data to compute prediction limit.
 ND = Not Detected, Result = detection limit.

Table C-2

Most Current Downgradient Monitoring Data

Constituent	Units	Well	Date		Result		Pred. Limit
Barium, Total	ug/L	MW-9D	05/24/2023		49.3000		79.0581
Barium, Total	ug/L	MW-9I	05/24/2023		62.0000		79.0581
Beryllium, Total	ug/L	MW-10D	05/25/2023	ND	0.2000		0.2000
Beryllium, Total	ug/L	MW-11D	05/24/2023	ND	0.2000		0.2000
Beryllium, Total	ug/L	MW-12D	05/25/2023	ND	0.2000		0.2000
Beryllium, Total	ug/L	MW-13D	05/26/2023	ND	0.2000		0.2000
Beryllium, Total	ug/L	MW-14D	05/18/2023	ND	0.2000		0.2000
Beryllium, Total	ug/L	MW-1D	05/23/2023	ND	0.2000		0.2000
Beryllium, Total	ug/L	MW-2D	05/23/2023	ND	0.2000		0.2000
Beryllium, Total	ug/L	MW-3D	05/18/2023	ND	0.2000		0.2000
Beryllium, Total	ug/L	MW-7D	05/26/2023	ND	0.2000		0.2000
Beryllium, Total	ug/L	MW-9D	05/24/2023	ND	0.2000		0.2000
Beryllium, Total	ug/L	MW-9I	05/24/2023	ND	0.2000		0.2000
Cadmium, Total	ug/L	MW-10D	05/25/2023	ND	2.0000		2.0000
Cadmium, Total	ug/L	MW-11D	05/24/2023	ND	2.0000		2.0000
Cadmium, Total	ug/L	MW-12D	05/25/2023	ND	2.0000		2.0000
Cadmium, Total	ug/L	MW-13D	05/26/2023	ND	2.0000		2.0000
Cadmium, Total	ug/L	MW-14D	05/18/2023	ND	2.0000		2.0000
Cadmium, Total	ug/L	MW-1D	05/23/2023	ND	2.0000		2.0000
Cadmium, Total	ug/L	MW-2D	05/23/2023	ND	2.0000		2.0000
Cadmium, Total	ug/L	MW-3D	05/18/2023	ND	2.0000		2.0000
Cadmium, Total	ug/L	MW-7D	05/26/2023	ND	4.0000		2.0000
Cadmium, Total	ug/L	MW-9D	05/24/2023	ND	2.0000		2.0000
Cadmium, Total	ug/L	MW-9I	05/24/2023	ND	2.0000		2.0000
Chromium, Total	ug/L	MW-10D	05/25/2023	ND	10.0000		10.0000
Chromium, Total	ug/L	MW-11D	05/24/2023	ND	10.0000		10.0000
Chromium, Total	ug/L	MW-12D	05/25/2023	ND	10.0000		10.0000
Chromium, Total	ug/L	MW-13D	05/26/2023	ND	10.0000		10.0000
Chromium, Total	ug/L	MW-14D	05/18/2023	ND	10.0000		10.0000
Chromium, Total	ug/L	MW-1D	05/23/2023	ND	10.0000		10.0000
Chromium, Total	ug/L	MW-2D	05/23/2023	ND	10.0000		10.0000

* - Current value failed - awaiting verification.
 ** - Current value passed - previous exceedance not verified.
 *** - Current value failed - exceedance verified.
 **** - Current value passed - awaiting one more verification.
 ***** - Insufficient background data to compute prediction limit.
 ND = Not Detected, Result = detection limit.

Table C-2

Most Current Downgradient Monitoring Data

Constituent	Units	Well	Date		Result		Pred. Limit
Chromium, Total	ug/L	MW-3D	05/18/2023	ND	10.0000		10.0000
Chromium, Total	ug/L	MW-7D	05/26/2023	ND	10.0000		10.0000
Chromium, Total	ug/L	MW-9D	05/24/2023	ND	10.0000		10.0000
Chromium, Total	ug/L	MW-9I	05/24/2023	ND	10.0000		10.0000
Cobalt, Total	ug/L	MW-10D	05/25/2023	ND	1.0000		1.0000
Cobalt, Total	ug/L	MW-11D	05/24/2023	ND	1.0000		1.0000
Cobalt, Total	ug/L	MW-12D	05/25/2023	ND	1.0000		1.0000
Cobalt, Total	ug/L	MW-13D	05/26/2023	ND	1.0000		1.0000
Cobalt, Total	ug/L	MW-14D	05/18/2023	ND	1.0000		1.0000
Cobalt, Total	ug/L	MW-1D	05/23/2023	ND	1.0000		1.0000
Cobalt, Total	ug/L	MW-2D	05/23/2023	ND	1.0000		1.0000
Cobalt, Total	ug/L	MW-3D	05/18/2023	ND	1.0000		1.0000
Cobalt, Total	ug/L	MW-7D	05/26/2023	ND	1.0000		1.0000
Cobalt, Total	ug/L	MW-9D	05/24/2023	ND	1.0000		1.0000
Cobalt, Total	ug/L	MW-9I	05/24/2023	ND	1.0000		1.0000
Fluoride	mg/L	MW-10D	05/25/2023		2.2000	***	0.1300
Fluoride	mg/L	MW-11D	05/24/2023		0.3100	***	0.1300
Fluoride	mg/L	MW-12D	05/25/2023		1.4000	***	0.1300
Fluoride	mg/L	MW-13D	05/26/2023		0.6100	***	0.1300
Fluoride	mg/L	MW-14D	05/18/2023		0.2400	***	0.1300
Fluoride	mg/L	MW-1D	05/23/2023		0.4200	***	0.1300
Fluoride	mg/L	MW-2D	05/23/2023		0.7300	***	0.1300
Fluoride	mg/L	MW-3D	05/18/2023		0.2300	***	0.1300
Fluoride	mg/L	MW-7D	05/26/2023		0.4800	***	0.1300
Fluoride	mg/L	MW-9D	05/24/2023		0.4800	***	0.1300
Fluoride	mg/L	MW-9I	05/24/2023		0.7800	***	0.1300
Lead, Total	ug/L	MW-10D	05/25/2023	ND	10.0000		10.0000
Lead, Total	ug/L	MW-11D	05/24/2023	ND	10.0000		10.0000
Lead, Total	ug/L	MW-12D	05/25/2023	ND	10.0000		10.0000
Lead, Total	ug/L	MW-13D	05/26/2023	ND	10.0000		10.0000
Lead, Total	ug/L	MW-14D	05/18/2023	ND	10.0000		10.0000

* - Current value failed - awaiting verification.
 ** - Current value passed - previous exceedance not verified.
 *** - Current value failed - exceedance verified.
 **** - Current value passed - awaiting one more verification.
 ***** - Insufficient background data to compute prediction limit.
 ND = Not Detected, Result = detection limit.

Table C-2

Most Current Downgradient Monitoring Data

Constituent	Units	Well	Date		Result		Pred. Limit
Lead, Total	ug/L	MW-1D	05/23/2023	ND	10.0000		10.0000
Lead, Total	ug/L	MW-2D	05/23/2023	ND	10.0000		10.0000
Lead, Total	ug/L	MW-3D	05/18/2023	ND	10.0000		10.0000
Lead, Total	ug/L	MW-7D	05/26/2023	ND	10.0000		10.0000
Lead, Total	ug/L	MW-9D	05/24/2023	ND	10.0000		10.0000
Lead, Total	ug/L	MW-9I	05/24/2023	ND	10.0000		10.0000
Lithium, Total	ug/L	MW-10D	05/25/2023		41.0000	***	20.0000
Lithium, Total	ug/L	MW-11D	05/24/2023		130.0000	***	20.0000
Lithium, Total	ug/L	MW-12D	05/25/2023		60.9000	***	20.0000
Lithium, Total	ug/L	MW-13D	05/26/2023		70.1000	***	20.0000
Lithium, Total	ug/L	MW-14D	05/18/2023		960.0000	***	20.0000
Lithium, Total	ug/L	MW-1D	05/23/2023	ND	20.0000		20.0000
Lithium, Total	ug/L	MW-2D	05/23/2023		50.1000	***	20.0000
Lithium, Total	ug/L	MW-3D	05/18/2023	ND	20.0000		20.0000
Lithium, Total	ug/L	MW-7D	05/26/2023		94.9000	***	20.0000
Lithium, Total	ug/L	MW-9D	05/24/2023	ND	20.0000		20.0000
Lithium, Total	ug/L	MW-9I	05/24/2023	ND	20.0000	**	20.0000
Mercury	ug/L	MW-10D	05/25/2023	ND	0.2000		2.0000
Mercury	ug/L	MW-11D	05/24/2023	ND	0.2000		2.0000
Mercury	ug/L	MW-12D	05/25/2023	ND	0.2000		2.0000
Mercury	ug/L	MW-13D	05/26/2023	ND	0.2000		2.0000
Mercury	ug/L	MW-14D	05/18/2023	ND	0.2000		2.0000
Mercury	ug/L	MW-1D	05/23/2023	ND	0.2000		2.0000
Mercury	ug/L	MW-2D	05/23/2023	ND	0.2000		2.0000
Mercury	ug/L	MW-3D	05/18/2023	ND	0.2000		2.0000
Mercury	ug/L	MW-7D	05/26/2023	ND	0.2000		2.0000
Mercury	ug/L	MW-9D	05/24/2023	ND	0.2000		2.0000
Mercury	ug/L	MW-9I	05/24/2023	ND	0.2000		2.0000
Molybdenum, Total	ug/L	MW-10D	05/25/2023		74.9000	***	10.0000
Molybdenum, Total	ug/L	MW-11D	05/24/2023	ND	10.0000		10.0000
Molybdenum, Total	ug/L	MW-12D	05/25/2023		146.0000	***	10.0000

* - Current value failed - awaiting verification.
 ** - Current value passed - previous exceedance not verified.
 *** - Current value failed - exceedance verified.
 **** - Current value passed - awaiting one more verification.
 ***** - Insufficient background data to compute prediction limit.
 ND = Not Detected, Result = detection limit.

Table C-2

Most Current Downgradient Monitoring Data

Constituent	Units	Well	Date		Result		Pred. Limit
Molybdenum, Total	ug/L	MW-13D	05/26/2023		414.0000	***	10.0000
Molybdenum, Total	ug/L	MW-14D	05/18/2023		216.0000	***	10.0000
Molybdenum, Total	ug/L	MW-1D	05/23/2023		28.7000	***	10.0000
Molybdenum, Total	ug/L	MW-2D	05/23/2023		65.4000	***	10.0000
Molybdenum, Total	ug/L	MW-3D	05/18/2023	ND	10.0000		10.0000
Molybdenum, Total	ug/L	MW-7D	05/26/2023		548.0000	***	10.0000
Molybdenum, Total	ug/L	MW-9D	05/24/2023		47.5000	***	10.0000
Molybdenum, Total	ug/L	MW-9I	05/24/2023		111.0000	***	10.0000
Selenium, Total	ug/L	MW-10D	05/25/2023	ND	1.0000		1.0000
Selenium, Total	ug/L	MW-11D	05/24/2023	ND	1.0000		1.0000
Selenium, Total	ug/L	MW-12D	05/25/2023	ND	1.0000		1.0000
Selenium, Total	ug/L	MW-13D	05/26/2023	ND	1.0000		1.0000
Selenium, Total	ug/L	MW-14D	05/18/2023	ND	1.0000		1.0000
Selenium, Total	ug/L	MW-1D	05/23/2023	ND	1.0000		1.0000
Selenium, Total	ug/L	MW-2D	05/23/2023	ND	1.0000		1.0000
Selenium, Total	ug/L	MW-3D	05/18/2023	ND	1.0000		1.0000
Selenium, Total	ug/L	MW-7D	05/26/2023	ND	1.0000		1.0000
Selenium, Total	ug/L	MW-9D	05/24/2023	ND	1.0000		1.0000
Selenium, Total	ug/L	MW-9I	05/24/2023	ND	1.0000		1.0000
Thallium, Total	ug/L	MW-10D	05/25/2023	ND	1.0000		1.0000
Thallium, Total	ug/L	MW-11D	05/24/2023	ND	1.0000		1.0000
Thallium, Total	ug/L	MW-12D	05/25/2023	ND	1.0000		1.0000
Thallium, Total	ug/L	MW-13D	05/26/2023	ND	1.0000		1.0000
Thallium, Total	ug/L	MW-14D	05/18/2023	ND	1.0000		1.0000
Thallium, Total	ug/L	MW-1D	05/23/2023	ND	1.0000		1.0000
Thallium, Total	ug/L	MW-2D	05/23/2023	ND	1.0000		1.0000
Thallium, Total	ug/L	MW-3D	05/18/2023	ND	1.0000		1.0000
Thallium, Total	ug/L	MW-7D	05/26/2023	ND	1.0000		1.0000
Thallium, Total	ug/L	MW-9D	05/24/2023	ND	1.0000		1.0000
Thallium, Total	ug/L	MW-9I	05/24/2023	ND	1.0000		1.0000
Total Radium	pCi/L	MW-10D	05/25/2023		1.1400		2.5336

* - Current value failed - awaiting verification.
 ** - Current value passed - previous exceedance not verified.
 *** - Current value failed - exceedance verified.
 **** - Current value passed - awaiting one more verification.
 ***** - Insufficient background data to compute prediction limit.
 ND = Not Detected, Result = detection limit.

Table C-2

Most Current Downgradient Monitoring Data

Constituent	Units	Well	Date	Result	Pred. Limit
Total Radium	pCi/L	MW-11D	05/24/2023	1.1400	2.5336
Total Radium	pCi/L	MW-12D	05/25/2023	1.0400	2.5336
Total Radium	pCi/L	MW-13D	05/26/2023	1.4600	2.5336
Total Radium	pCi/L	MW-14D	05/18/2023	1.6000	2.5336
Total Radium	pCi/L	MW-1D	05/23/2023	1.3600	2.5336
Total Radium	pCi/L	MW-2D	05/23/2023	1.7300	2.5336
Total Radium	pCi/L	MW-3D	05/18/2023	1.5800	2.5336
Total Radium	pCi/L	MW-7D	05/26/2023	1.2800	2.5336
Total Radium	pCi/L	MW-9D	05/24/2023	1.3100	2.5336
Total Radium	pCi/L	MW-9I	05/24/2023	1.1100	2.5336

- * - Current value failed - awaiting verification.
- ** - Current value passed - previous exceedance not verified.
- *** - Current value failed - exceedance verified.
- **** - Current value passed - awaiting one more verification.
- ***** - Insufficient background data to compute prediction limit.
- ND = Not Detected, Result = detection limit.

Table C-3

Detection Frequencies in Upgradient and Downgradient Wells

Constituent	Upgradient			Downgradient		
	Detect	N	Proportion	Detect	N	Proportion
Antimony, Total	0	15	0.000	1	211	0.005
Arsenic, Total	15	15	1.000	168	211	0.796
Barium, Total	15	15	1.000	211	211	1.000
Beryllium, Total	0	13	0.000	0	178	0.000
Cadmium, Total	0	14	0.000	5	189	0.026
Chromium, Total	0	15	0.000	4	209	0.019
Cobalt, Total	0	15	0.000	4	200	0.020
Fluoride	8	15	0.533	220	222	0.991
Lead, Total	0	15	0.000	0	200	0.000
Lithium, Total	0	15	0.000	192	211	0.910
Mercury	0	12	0.000	1	165	0.006
Molybdenum, Total	0	15	0.000	186	211	0.882
Selenium, Total	0	15	0.000	0	211	0.000
Thallium, Total	0	12	0.000	0	167	0.000
Total Radium	14	15	0.933	183	211	0.867

N = Total number of measurements in all wells.
 Detect = Total number of detections in all wells.
 Proportion = Detect/N.

Table C-4

Shapiro-Wilk Multiple Group Test of Normality

Constituent	Detect	N	Detect Freq	G raw	G log	G cbrt	G sqrt	G sqr	G cub	Crit Value	Dist Form	Model Type
Antimony, Total	0	15	0.000	4.373	4.373					2.326	non-norm	nonpar
Arsenic, Total	15	15	1.000	2.705	2.140					2.326	lognor	lognor
Barium, Total	15	15	1.000	0.774	0.623					2.326	normal	normal
Beryllium, Total	0	13	0.000	3.936	3.936					2.326	non-norm	nonpar
Cadmium, Total	0	14	0.000	4.155	4.155					2.326	non-norm	nonpar
Chromium, Total	0	15	0.000	4.373	4.373					2.326	non-norm	nonpar
Cobalt, Total	0	15	0.000	4.373	4.373					2.326	non-norm	nonpar
Fluoride	8	15	0.533	3.512	3.506					2.326	non-norm	nonpar
Lead, Total	0	15	0.000	4.373	4.373					2.326	non-norm	nonpar
Lithium, Total	0	15	0.000	4.373	4.373					2.326	non-norm	nonpar
Mercury	0	12	0.000	3.731	3.731					2.326	non-norm	nonpar
Molybdenum, Total	0	15	0.000	4.373	4.373					2.326	non-norm	nonpar
Selenium, Total	0	15	0.000	4.373	4.373					2.326	non-norm	nonpar
Thallium, Total	0	12	0.000	3.731	3.731					2.326	non-norm	nonpar
Total Radium	14	15	0.933	0.100	1.201					2.326	normal	normal

* - Distribution override for that constituent.
 Fit to distribution is confirmed if $G \leq$ critical value.
 Model type may not match distributional form when detection frequency < 50%.

Table C-5

Summary Statistics and Prediction Limits

Constituent	Units	Detect	N	Mean	SD	alpha	Factor	Pred Limit	Type		Conf
Antimony, Total	ug/L	0	15					1.0000	nonpar	***	0.93
Arsenic, Total	ug/L	15	15	0.1841	0.1369	0.0100	2.7079	1.7419	lognor		
Barium, Total	ug/L	15	15	68.4733	3.9089	0.0100	2.7079	79.0581	normal		
Beryllium, Total	ug/L	0	13					0.2000	nonpar	***	0.91
Cadmium, Total	ug/L	0	14					2.0000	nonpar	***	0.92
Chromium, Total	ug/L	0	15					10.0000	nonpar	***	0.93
Cobalt, Total	ug/L	0	15					1.0000	nonpar	***	0.93
Fluoride	mg/L	8	15					0.1300	nonpar		0.93
Lead, Total	ug/L	0	15					10.0000	nonpar	***	0.93
Lithium, Total	ug/L	0	15					20.0000	nonpar	***	0.93
Mercury	ug/L	0	12					2.0000	nonpar	***	0.90
Molybdenum, Total	ug/L	0	15					10.0000	nonpar	***	0.93
Selenium, Total	ug/L	0	15					1.0000	nonpar	***	0.93
Thallium, Total	ug/L	0	12					1.0000	nonpar	***	0.90
Total Radium	pCi/L	14	15	1.2716	0.4661	0.0100	2.7079	2.5336	normal		

Conf = confidence level for passing initial test or one verification resample at all downgradient wells for a single constituent (nonparametric test only).

* - Insufficient Data.

** - Calculated limit raised to Manual Reporting Limit.

*** - Nonparametric limit based on ND value.

For transformed data, mean and SD in transformed units and prediction limit in original units.

All sample sizes and statistics are based on outlier free data.

For nonparametric limits, median reporting limits are substituted for extreme reporting limit values.

Table C-6

**Dixon's Test Outliers
1% Significance Level**

Constituent	Units	Well	Date	Result	ND Qualifier	Date Range	N	Critical Value
-------------	-------	------	------	--------	--------------	------------	---	----------------

N = Total number of independent measurements in background at each well.

Date Range = Dates of the first and last measurements included in background at each well.

Critical Value depends on the significance level and on N-1 when the two most extreme values are tested or N for the most extreme value.

Table C-7

**Historical Downgradient Data for Constituent-Well Combinations
that Failed the Current Statistical Evaluation or
are in Verification Resampling Mode**

Constituent	Units	Well	Date		Result		Pred. Limit
Arsenic, Total	ug/L	MW-10D	04/06/2016		412.0000	*	1.7419
Arsenic, Total	ug/L	MW-10D	05/25/2016		440.0000	*	1.7419
Arsenic, Total	ug/L	MW-10D	08/09/2016		464.0000	*	1.7419
Arsenic, Total	ug/L	MW-10D	09/27/2016		488.0000	*	1.7419
Arsenic, Total	ug/L	MW-10D	11/29/2016		406.0000	*	1.7419
Arsenic, Total	ug/L	MW-10D	01/25/2017		433.0000	*	1.7419
Arsenic, Total	ug/L	MW-10D	05/23/2017		399.0000	*	1.7419
Arsenic, Total	ug/L	MW-10D	08/08/2017		447.0000	*	1.7419
Arsenic, Total	ug/L	MW-10D	05/30/2018		396.0000	*	1.7419
Arsenic, Total	ug/L	MW-10D	09/18/2018		323.0000	*	1.7419
Arsenic, Total	ug/L	MW-10D	05/16/2019		313.0000	*	1.7419
Arsenic, Total	ug/L	MW-10D	11/05/2019		275.0000	*	1.7419
Arsenic, Total	ug/L	MW-10D	05/19/2020		268.0000	*	1.7419
Arsenic, Total	ug/L	MW-10D	11/05/2020		265.0000	*	1.7419
Arsenic, Total	ug/L	MW-10D	05/06/2021		250.0000	*	1.7419
Arsenic, Total	ug/L	MW-10D	11/02/2021		173.0000	*	1.7419
Arsenic, Total	ug/L	MW-10D	05/02/2022		140.0000	*	1.7419
Arsenic, Total	ug/L	MW-10D	11/03/2022		161.0000	*	1.7419
Arsenic, Total	ug/L	MW-10D	05/25/2023		116.0000	*	1.7419
Arsenic, Total	ug/L	MW-11D	04/07/2016	ND	10.6000	*	1.7419
Arsenic, Total	ug/L	MW-11D	05/26/2016	ND	10.0000	*	1.7419
Arsenic, Total	ug/L	MW-11D	08/10/2016	ND	14.4000	*	1.7419
Arsenic, Total	ug/L	MW-11D	09/28/2016	ND	14.8000	*	1.7419
Arsenic, Total	ug/L	MW-11D	11/30/2016	ND	12.0000	*	1.7419
Arsenic, Total	ug/L	MW-11D	01/26/2017	ND	10.7000	*	1.7419
Arsenic, Total	ug/L	MW-11D	05/24/2017	ND	14.4000	*	1.7419
Arsenic, Total	ug/L	MW-11D	08/09/2017	ND	14.5000	*	1.7419
Arsenic, Total	ug/L	MW-11D	05/29/2018	ND	18.2000	*	1.7419
Arsenic, Total	ug/L	MW-11D	09/14/2018	ND	14.6000	*	1.7419
Arsenic, Total	ug/L	MW-11D	05/14/2019	ND	14.3000	*	1.7419

* - Significantly increased over background.
 ** - Detect at limit for 100% NDs in background (NPPL only).
 *** - Manual exclusion.
 ND = Not Detected, Result = detection limit.

Table C-7

**Historical Downgradient Data for Constituent-Well Combinations
that Failed the Current Statistical Evaluation or
are in Verification Resampling Mode**

Constituent	Units	Well	Date	Result	Pred. Limit
Arsenic, Total	ug/L	MW-11D	11/07/2019	15.4000 *	1.7419
Arsenic, Total	ug/L	MW-11D	05/27/2020	15.7000 *	1.7419
Arsenic, Total	ug/L	MW-11D	11/05/2020	14.4000 *	1.7419
Arsenic, Total	ug/L	MW-11D	05/05/2021	15.4500 *	1.7419
Arsenic, Total	ug/L	MW-11D	11/01/2021	14.8000 *	1.7419
Arsenic, Total	ug/L	MW-11D	05/10/2022	16.1000 *	1.7419
Arsenic, Total	ug/L	MW-11D	11/07/2022	17.5000 *	1.7419
Arsenic, Total	ug/L	MW-11D	05/24/2023	15.0000 *	1.7419
Arsenic, Total	ug/L	MW-12D	04/06/2016	241.0000 *	1.7419
Arsenic, Total	ug/L	MW-12D	05/25/2016	252.0000 *	1.7419
Arsenic, Total	ug/L	MW-12D	08/09/2016	243.0000 *	1.7419
Arsenic, Total	ug/L	MW-12D	09/27/2016	257.0000 *	1.7419
Arsenic, Total	ug/L	MW-12D	11/29/2016	280.0000 *	1.7419
Arsenic, Total	ug/L	MW-12D	01/25/2017	275.0000 *	1.7419
Arsenic, Total	ug/L	MW-12D	05/23/2017	268.0000 *	1.7419
Arsenic, Total	ug/L	MW-12D	08/08/2017	204.0000 *	1.7419
Arsenic, Total	ug/L	MW-12D	05/30/2018	223.0000 *	1.7419
Arsenic, Total	ug/L	MW-12D	09/17/2018	214.0000 *	1.7419
Arsenic, Total	ug/L	MW-12D	05/16/2019	210.0000 *	1.7419
Arsenic, Total	ug/L	MW-12D	11/06/2019	232.0000 *	1.7419
Arsenic, Total	ug/L	MW-12D	05/18/2020	287.0000 *	1.7419
Arsenic, Total	ug/L	MW-12D	11/05/2020	513.0000 *	1.7419
Arsenic, Total	ug/L	MW-12D	05/03/2021	463.0000 *	1.7419
Arsenic, Total	ug/L	MW-12D	11/01/2021	428.0000 *	1.7419
Arsenic, Total	ug/L	MW-12D	05/06/2022	387.0000 *	1.7419
Arsenic, Total	ug/L	MW-12D	11/02/2022	360.0000 *	1.7419
Arsenic, Total	ug/L	MW-12D	05/25/2023	338.0000 *	1.7419
Arsenic, Total	ug/L	MW-13D	04/06/2016	214.0000 *	1.7419
Arsenic, Total	ug/L	MW-13D	05/25/2016	215.0000 *	1.7419
Arsenic, Total	ug/L	MW-13D	08/09/2016	245.0000 *	1.7419

* - Significantly increased over background.
 ** - Detect at limit for 100% NDs in background (NPPL only).
 *** - Manual exclusion.
 ND = Not Detected, Result = detection limit.

Table C-7

**Historical Downgradient Data for Constituent-Well Combinations
that Failed the Current Statistical Evaluation or
are in Verification Resampling Mode**

Constituent	Units	Well	Date		Result		Pred. Limit
Arsenic, Total	ug/L	MW-13D	09/27/2016		282.0000	*	1.7419
Arsenic, Total	ug/L	MW-13D	11/29/2016		291.0000	*	1.7419
Arsenic, Total	ug/L	MW-13D	01/25/2017		315.0000	*	1.7419
Arsenic, Total	ug/L	MW-13D	05/23/2017		306.0000	*	1.7419
Arsenic, Total	ug/L	MW-13D	08/08/2017		277.0000	*	1.7419
Arsenic, Total	ug/L	MW-13D	05/30/2018		253.0000	*	1.7419
Arsenic, Total	ug/L	MW-13D	09/18/2018		214.0000	*	1.7419
Arsenic, Total	ug/L	MW-13D	05/16/2019		225.0000	*	1.7419
Arsenic, Total	ug/L	MW-13D	11/06/2019		219.0000	*	1.7419
Arsenic, Total	ug/L	MW-13D	05/19/2020		241.0000	*	1.7419
Arsenic, Total	ug/L	MW-13D	11/05/2020		224.0000	*	1.7419
Arsenic, Total	ug/L	MW-13D	05/06/2021		242.0000	*	1.7419
Arsenic, Total	ug/L	MW-13D	11/01/2021		231.0000	*	1.7419
Arsenic, Total	ug/L	MW-13D	05/04/2022		245.0000	*	1.7419
Arsenic, Total	ug/L	MW-13D	11/01/2022		231.0000	*	1.7419
Arsenic, Total	ug/L	MW-13D	05/26/2023		234.0000	*	1.7419
Arsenic, Total	ug/L	MW-14D	04/07/2016		89.1000	*	1.7419
Arsenic, Total	ug/L	MW-14D	05/26/2016		87.6000	*	1.7419
Arsenic, Total	ug/L	MW-14D	08/10/2016		86.5000	*	1.7419
Arsenic, Total	ug/L	MW-14D	09/28/2016		92.3000	*	1.7419
Arsenic, Total	ug/L	MW-14D	11/30/2016		103.0000	*	1.7419
Arsenic, Total	ug/L	MW-14D	01/26/2017		116.0000	*	1.7419
Arsenic, Total	ug/L	MW-14D	05/23/2017		124.0000	*	1.7419
Arsenic, Total	ug/L	MW-14D	08/09/2017		128.0000	*	1.7419
Arsenic, Total	ug/L	MW-14D	05/30/2018		147.0000	*	1.7419
Arsenic, Total	ug/L	MW-14D	09/17/2018		116.0000	*	1.7419
Arsenic, Total	ug/L	MW-14D	05/15/2019		108.0000	*	1.7419
Arsenic, Total	ug/L	MW-14D	11/07/2019		111.0000	*	1.7419
Arsenic, Total	ug/L	MW-14D	05/26/2020		131.0000	*	1.7419
Arsenic, Total	ug/L	MW-14D	11/05/2020		105.0000	*	1.7419

* - Significantly increased over background.
 ** - Detect at limit for 100% NDs in background (NPPL only).
 *** - Manual exclusion.
 ND = Not Detected, Result = detection limit.

Table C-7

**Historical Downgradient Data for Constituent-Well Combinations
that Failed the Current Statistical Evaluation or
are in Verification Resampling Mode**

Constituent	Units	Well	Date		Result		Pred. Limit
Arsenic, Total	ug/L	MW-14D	05/05/2021		133.0000	*	1.7419
Arsenic, Total	ug/L	MW-14D	11/01/2021		113.0000	*	1.7419
Arsenic, Total	ug/L	MW-14D	05/11/2022		127.0000	*	1.7419
Arsenic, Total	ug/L	MW-14D	11/07/2022		109.0000	*	1.7419
Arsenic, Total	ug/L	MW-14D	05/18/2023		123.0000	*	1.7419
Arsenic, Total	ug/L	MW-1D	04/07/2016		10.3000	*	1.7419
Arsenic, Total	ug/L	MW-1D	05/26/2016		12.0000	*	1.7419
Arsenic, Total	ug/L	MW-1D	08/09/2016	ND	10.0000		1.7419
Arsenic, Total	ug/L	MW-1D	09/27/2016	ND	10.0000		1.7419
Arsenic, Total	ug/L	MW-1D	11/29/2016	ND	10.0000		1.7419
Arsenic, Total	ug/L	MW-1D	01/26/2017	ND	10.0000		1.7419
Arsenic, Total	ug/L	MW-1D	05/23/2017		11.7000	*	1.7419
Arsenic, Total	ug/L	MW-1D	08/09/2017	ND	10.0000		1.7419
Arsenic, Total	ug/L	MW-1D	05/29/2018	ND	10.0000		1.7419
Arsenic, Total	ug/L	MW-1D	09/17/2018		4.2000	*	1.7419
Arsenic, Total	ug/L	MW-1D	05/15/2019		4.7000	*	1.7419
Arsenic, Total	ug/L	MW-1D	11/07/2019		5.2000	*	1.7419
Arsenic, Total	ug/L	MW-1D	05/26/2020		7.4000	*	1.7419
Arsenic, Total	ug/L	MW-1D	11/06/2020		50.6000	*	1.7419
Arsenic, Total	ug/L	MW-1D	05/05/2021		5.9000	*	1.7419
Arsenic, Total	ug/L	MW-1D	11/03/2021		3.4000	*	1.7419
Arsenic, Total	ug/L	MW-1D	05/09/2022		4.5000	*	1.7419
Arsenic, Total	ug/L	MW-1D	11/09/2022		4.2000	*	1.7419
Arsenic, Total	ug/L	MW-1D	05/23/2023		3.3000	*	1.7419
Arsenic, Total	ug/L	MW-2D	04/05/2016	ND	10.0000		1.7419
Arsenic, Total	ug/L	MW-2D	05/24/2016	ND	10.0000		1.7419
Arsenic, Total	ug/L	MW-2D	08/08/2016	ND	10.0000		1.7419
Arsenic, Total	ug/L	MW-2D	09/26/2016	ND	10.0000		1.7419
Arsenic, Total	ug/L	MW-2D	11/28/2016	ND	10.0000		1.7419
Arsenic, Total	ug/L	MW-2D	01/24/2017	ND	10.0000		1.7419

* - Significantly increased over background.
 ** - Detect at limit for 100% NDs in background (NPPL only).
 *** - Manual exclusion.
 ND = Not Detected, Result = detection limit.

Table C-7

**Historical Downgradient Data for Constituent-Well Combinations
that Failed the Current Statistical Evaluation or
are in Verification Resampling Mode**

Constituent	Units	Well	Date		Result	Pred. Limit
Arsenic, Total	ug/L	MW-2D	05/22/2017	ND	10.0000	1.7419
Arsenic, Total	ug/L	MW-2D	08/07/2017	ND	10.0000	1.7419
Arsenic, Total	ug/L	MW-2D	05/29/2018	ND	10.0000	1.7419
Arsenic, Total	ug/L	MW-2D	09/17/2018		1.8000 *	1.7419
Arsenic, Total	ug/L	MW-2D	05/15/2019		2.2000 *	1.7419
Arsenic, Total	ug/L	MW-2D	11/05/2019		3.1000 *	1.7419
Arsenic, Total	ug/L	MW-2D	05/19/2020		1.9000 *	1.7419
Arsenic, Total	ug/L	MW-2D	11/04/2020		3.8000 *	1.7419
Arsenic, Total	ug/L	MW-2D	05/03/2021		2.5000 *	1.7419
Arsenic, Total	ug/L	MW-2D	11/01/2021		3.8000 *	1.7419
Arsenic, Total	ug/L	MW-2D	05/04/2022		4.0000 *	1.7419
Arsenic, Total	ug/L	MW-2D	11/08/2022		5.9000 *	1.7419
Arsenic, Total	ug/L	MW-2D	05/23/2023		4.3000 *	1.7419
Arsenic, Total	ug/L	MW-3D	04/05/2016	ND	10.0000	1.7419
Arsenic, Total	ug/L	MW-3D	05/25/2016	ND	10.0000	1.7419
Arsenic, Total	ug/L	MW-3D	08/08/2016	ND	10.0000	1.7419
Arsenic, Total	ug/L	MW-3D	09/26/2016	ND	10.0000	1.7419
Arsenic, Total	ug/L	MW-3D	11/28/2016	ND	10.0000	1.7419
Arsenic, Total	ug/L	MW-3D	01/24/2017	ND	10.0000	1.7419
Arsenic, Total	ug/L	MW-3D	05/22/2017	ND	10.0000	1.7419
Arsenic, Total	ug/L	MW-3D	08/07/2017	ND	10.0000	1.7419
Arsenic, Total	ug/L	MW-3D	05/29/2018	ND	10.0000	1.7419
Arsenic, Total	ug/L	MW-3D	09/17/2018		2.7000 *	1.7419
Arsenic, Total	ug/L	MW-3D	05/15/2019		2.9000 *	1.7419
Arsenic, Total	ug/L	MW-3D	11/06/2019		2.9000 *	1.7419
Arsenic, Total	ug/L	MW-3D	05/18/2020		3.3000 *	1.7419
Arsenic, Total	ug/L	MW-3D	11/03/2020		2.9000 *	1.7419
Arsenic, Total	ug/L	MW-3D	05/03/2021		3.8000 *	1.7419
Arsenic, Total	ug/L	MW-3D	11/01/2021		3.4000 *	1.7419
Arsenic, Total	ug/L	MW-3D	05/02/2022		3.3000 *	1.7419

* - Significantly increased over background.
 ** - Detect at limit for 100% NDs in background (NPPL only).
 *** - Manual exclusion.
 ND = Not Detected, Result = detection limit.

Table C-7

**Historical Downgradient Data for Constituent-Well Combinations
that Failed the Current Statistical Evaluation or
are in Verification Resampling Mode**

Constituent	Units	Well	Date		Result		Pred. Limit
Arsenic, Total	ug/L	MW-3D	11/08/2022		4.2000	*	1.7419
Arsenic, Total	ug/L	MW-3D	01/19/2023		3.1000	*	1.7419
Arsenic, Total	ug/L	MW-3D	03/24/2023		3.2000	*	1.7419
Arsenic, Total	ug/L	MW-3D	05/18/2023		4.1000	*	1.7419
Arsenic, Total	ug/L	MW-7D	04/06/2016		428.0000	*	1.7419
Arsenic, Total	ug/L	MW-7D	05/25/2016		435.0000	*	1.7419
Arsenic, Total	ug/L	MW-7D	08/09/2016		412.0000	*	1.7419
Arsenic, Total	ug/L	MW-7D	09/27/2016		408.0000	*	1.7419
Arsenic, Total	ug/L	MW-7D	11/29/2016		417.0000	*	1.7419
Arsenic, Total	ug/L	MW-7D	01/25/2017		468.0000	*	1.7419
Arsenic, Total	ug/L	MW-7D	05/23/2017		509.0000	*	1.7419
Arsenic, Total	ug/L	MW-7D	08/08/2017		504.0000	*	1.7419
Arsenic, Total	ug/L	MW-7D	05/30/2018		491.0000	*	1.7419
Arsenic, Total	ug/L	MW-7D	09/18/2018		433.0000	*	1.7419
Arsenic, Total	ug/L	MW-7D	05/15/2019		471.0000	*	1.7419
Arsenic, Total	ug/L	MW-7D	11/06/2019		432.0000	*	1.7419
Arsenic, Total	ug/L	MW-7D	05/27/2020		467.0000	*	1.7419
Arsenic, Total	ug/L	MW-7D	11/17/2020		402.0000	*	1.7419
Arsenic, Total	ug/L	MW-7D	05/06/2021		476.0000	*	1.7419
Arsenic, Total	ug/L	MW-7D	11/02/2021		457.0000	*	1.7419
Arsenic, Total	ug/L	MW-7D	05/04/2022		484.0000	*	1.7419
Arsenic, Total	ug/L	MW-7D	11/02/2022		438.0000	*	1.7419
Arsenic, Total	ug/L	MW-7D	05/26/2023		462.0000	*	1.7419
Arsenic, Total	ug/L	MW-9D	04/06/2016	ND	10.0000		1.7419
Arsenic, Total	ug/L	MW-9D	05/25/2016	ND	10.0000		1.7419
Arsenic, Total	ug/L	MW-9D	08/08/2016	ND	10.0000		1.7419
Arsenic, Total	ug/L	MW-9D	09/27/2016	ND	10.0000		1.7419
Arsenic, Total	ug/L	MW-9D	11/29/2016	ND	10.0000		1.7419
Arsenic, Total	ug/L	MW-9D	01/25/2017	ND	10.0000		1.7419
Arsenic, Total	ug/L	MW-9D	05/23/2017	ND	10.0000		1.7419

* - Significantly increased over background.
 ** - Detect at limit for 100% NDs in background (NPPL only).
 *** - Manual exclusion.
 ND = Not Detected, Result = detection limit.

Table C-7

**Historical Downgradient Data for Constituent-Well Combinations
that Failed the Current Statistical Evaluation or
are in Verification Resampling Mode**

Constituent	Units	Well	Date		Result	Pred. Limit
Arsenic, Total	ug/L	MW-9D	08/08/2017	ND	10.0000	1.7419
Arsenic, Total	ug/L	MW-9D	05/30/2018	ND	10.0000	1.7419
Arsenic, Total	ug/L	MW-9D	09/17/2018		2.8000 *	1.7419
Arsenic, Total	ug/L	MW-9D	05/16/2019		2.1000 *	1.7419
Arsenic, Total	ug/L	MW-9D	11/06/2019		3.2000 *	1.7419
Arsenic, Total	ug/L	MW-9D	05/19/2020		5.3000 *	1.7419
Arsenic, Total	ug/L	MW-9D	11/04/2020		4.7000 *	1.7419
Arsenic, Total	ug/L	MW-9D	05/03/2021		8.7000 *	1.7419
Arsenic, Total	ug/L	MW-9D	11/04/2021		9.0000 *	1.7419
Arsenic, Total	ug/L	MW-9D	05/06/2022		21.3000 *	1.7419
Arsenic, Total	ug/L	MW-9D	11/02/2022		17.8000 *	1.7419
Arsenic, Total	ug/L	MW-9D	05/24/2023		23.2000 *	1.7419
Arsenic, Total	ug/L	MW-9I	04/06/2016	ND	10.0000	1.7419
Arsenic, Total	ug/L	MW-9I	05/25/2016	ND	10.0000	1.7419
Arsenic, Total	ug/L	MW-9I	08/08/2016	ND	10.0000	1.7419
Arsenic, Total	ug/L	MW-9I	09/27/2016	ND	10.0000	1.7419
Arsenic, Total	ug/L	MW-9I	11/28/2016	ND	10.0000	1.7419
Arsenic, Total	ug/L	MW-9I	01/25/2017	ND	10.0000	1.7419
Arsenic, Total	ug/L	MW-9I	05/23/2017	ND	10.0000	1.7419
Arsenic, Total	ug/L	MW-9I	08/08/2017	ND	10.0000	1.7419
Arsenic, Total	ug/L	MW-9I	05/30/2018	ND	10.0000	1.7419
Arsenic, Total	ug/L	MW-9I	09/17/2018		5.0000 *	1.7419
Arsenic, Total	ug/L	MW-9I	05/16/2019		3.8000 *	1.7419
Arsenic, Total	ug/L	MW-9I	11/06/2019		4.0000 *	1.7419
Arsenic, Total	ug/L	MW-9I	05/19/2020		4.2000 *	1.7419
Arsenic, Total	ug/L	MW-9I	11/04/2020		4.6000 *	1.7419
Arsenic, Total	ug/L	MW-9I	05/03/2021		4.8000 *	1.7419
Arsenic, Total	ug/L	MW-9I	11/04/2021		5.2000 *	1.7419
Arsenic, Total	ug/L	MW-9I	05/06/2022		11.3000 *	1.7419
Arsenic, Total	ug/L	MW-9I	11/02/2022		16.6000 *	1.7419

* - Significantly increased over background.
 ** - Detect at limit for 100% NDs in background (NPPL only).
 *** - Manual exclusion.
 ND = Not Detected, Result = detection limit.

Table C-7

**Historical Downgradient Data for Constituent-Well Combinations
that Failed the Current Statistical Evaluation or
are in Verification Resampling Mode**

Constituent	Units	Well	Date	Result	Pred. Limit
Arsenic, Total	ug/L	MW-9I	05/24/2023	30.6000 *	1.7419
Barium, Total	ug/L	MW-1D	04/07/2016	47.2000	79.0581
Barium, Total	ug/L	MW-1D	05/26/2016	49.6000	79.0581
Barium, Total	ug/L	MW-1D	08/09/2016	51.6000	79.0581
Barium, Total	ug/L	MW-1D	09/27/2016	49.8000	79.0581
Barium, Total	ug/L	MW-1D	11/29/2016	39.3000	79.0581
Barium, Total	ug/L	MW-1D	01/26/2017	44.2000	79.0581
Barium, Total	ug/L	MW-1D	05/23/2017	48.4000	79.0581
Barium, Total	ug/L	MW-1D	08/09/2017	51.3000	79.0581
Barium, Total	ug/L	MW-1D	05/29/2018	49.8000	79.0581
Barium, Total	ug/L	MW-1D	09/17/2018	51.7000	79.0581
Barium, Total	ug/L	MW-1D	05/15/2019	61.8000	79.0581
Barium, Total	ug/L	MW-1D	11/07/2019	55.5000	79.0581
Barium, Total	ug/L	MW-1D	05/26/2020	71.0000	79.0581
Barium, Total	ug/L	MW-1D	11/06/2020	113.0000 *	79.0581
Barium, Total	ug/L	MW-1D	05/05/2021	77.5000	79.0581
Barium, Total	ug/L	MW-1D	11/03/2021	72.0000	79.0581
Barium, Total	ug/L	MW-1D	05/09/2022	78.0000	79.0581
Barium, Total	ug/L	MW-1D	11/09/2022	87.6000 *	79.0581
Barium, Total	ug/L	MW-1D	05/23/2023	95.4000 *	79.0581
Barium, Total	ug/L	MW-3D	04/05/2016	42.2000	79.0581
Barium, Total	ug/L	MW-3D	05/25/2016	20.5000	79.0581
Barium, Total	ug/L	MW-3D	08/08/2016	31.6000	79.0581
Barium, Total	ug/L	MW-3D	09/26/2016	47.5000	79.0581
Barium, Total	ug/L	MW-3D	11/28/2016	47.4000	79.0581
Barium, Total	ug/L	MW-3D	01/24/2017	53.2000	79.0581
Barium, Total	ug/L	MW-3D	05/22/2017	62.4000	79.0581
Barium, Total	ug/L	MW-3D	08/07/2017	64.4000	79.0581
Barium, Total	ug/L	MW-3D	05/29/2018	70.5000	79.0581
Barium, Total	ug/L	MW-3D	09/17/2018	75.3000	79.0581

* - Significantly increased over background.
 ** - Detect at limit for 100% NDs in background (NPPL only).
 *** - Manual exclusion.
 ND = Not Detected, Result = detection limit.

Table C-7

**Historical Downgradient Data for Constituent-Well Combinations
that Failed the Current Statistical Evaluation or
are in Verification Resampling Mode**

Constituent	Units	Well	Date		Result	Pred. Limit
Barium, Total	ug/L	MW-3D	05/15/2019		68.8000	79.0581
Barium, Total	ug/L	MW-3D	11/06/2019		50.8000	79.0581
Barium, Total	ug/L	MW-3D	05/18/2020		49.8000	79.0581
Barium, Total	ug/L	MW-3D	11/03/2020		53.2000	79.0581
Barium, Total	ug/L	MW-3D	05/03/2021		39.3000	79.0581
Barium, Total	ug/L	MW-3D	11/01/2021		66.9000	79.0581
Barium, Total	ug/L	MW-3D	05/02/2022		66.0000	79.0581
Barium, Total	ug/L	MW-3D	11/08/2022		85.6000 *	79.0581
Barium, Total	ug/L	MW-3D	01/19/2023		87.9000 *	79.0581
Barium, Total	ug/L	MW-3D	03/24/2023		93.4000 *	79.0581
Barium, Total	ug/L	MW-3D	05/18/2023		93.8000 *	79.0581
Fluoride	mg/L	MW-10D	04/06/2016		1.7000 *	0.1300
Fluoride	mg/L	MW-10D	05/25/2016		2.2000 *	0.1300
Fluoride	mg/L	MW-10D	08/09/2016		2.1000 *	0.1300
Fluoride	mg/L	MW-10D	09/27/2016		2.2000 *	0.1300
Fluoride	mg/L	MW-10D	11/29/2016		2.2000 *	0.1300
Fluoride	mg/L	MW-10D	01/25/2017		2.3000 *	0.1300
Fluoride	mg/L	MW-10D	05/23/2017		2.2000 *	0.1300
Fluoride	mg/L	MW-10D	08/08/2017		2.2000 *	0.1300
Fluoride	mg/L	MW-10D	09/20/2017		2.1000 *	0.1300
Fluoride	mg/L	MW-10D	05/30/2018		2.6000 *	0.1300
Fluoride	mg/L	MW-10D	09/18/2018		2.6000 *	0.1300
Fluoride	mg/L	MW-10D	05/16/2019		2.4000 *	0.1300
Fluoride	mg/L	MW-10D	11/05/2019		2.3000 *	0.1300
Fluoride	mg/L	MW-10D	05/19/2020		2.5000 *	0.1300
Fluoride	mg/L	MW-10D	11/05/2020		2.6000 *	0.1300
Fluoride	mg/L	MW-10D	05/06/2021		2.6000 *	0.1300
Fluoride	mg/L	MW-10D	11/02/2021		2.0000 *	0.1300
Fluoride	mg/L	MW-10D	05/02/2022		1.9000 *	0.1300
Fluoride	mg/L	MW-10D	11/03/2022		2.5000 *	0.1300

* - Significantly increased over background.
 ** - Detect at limit for 100% NDs in background (NPPL only).
 *** - Manual exclusion.
 ND = Not Detected, Result = detection limit.

Table C-7

**Historical Downgradient Data for Constituent-Well Combinations
that Failed the Current Statistical Evaluation or
are in Verification Resampling Mode**

Constituent	Units	Well	Date		Result		Pred. Limit
Fluoride	mg/L	MW-10D	05/25/2023		2.2000 *		0.1300
Fluoride	mg/L	MW-11D	04/07/2016		0.3800 *		0.1300
Fluoride	mg/L	MW-11D	05/26/2016		0.3700 *		0.1300
Fluoride	mg/L	MW-11D	08/10/2016		0.3100 *		0.1300
Fluoride	mg/L	MW-11D	09/28/2016		0.3000 *		0.1300
Fluoride	mg/L	MW-11D	11/30/2016		0.2900 *		0.1300
Fluoride	mg/L	MW-11D	01/26/2017		0.3100 *		0.1300
Fluoride	mg/L	MW-11D	05/24/2017		0.4300 *		0.1300
Fluoride	mg/L	MW-11D	08/09/2017		0.4500 *		0.1300
Fluoride	mg/L	MW-11D	09/20/2017		0.4800 *		0.1300
Fluoride	mg/L	MW-11D	05/29/2018		0.4500 *		0.1300
Fluoride	mg/L	MW-11D	09/14/2018		0.3100 *		0.1300
Fluoride	mg/L	MW-11D	05/14/2019		0.4700 *		0.1300
Fluoride	mg/L	MW-11D	11/07/2019		0.4100 *		0.1300
Fluoride	mg/L	MW-11D	05/27/2020		0.3700 *		0.1300
Fluoride	mg/L	MW-11D	11/05/2020		0.4300 *		0.1300
Fluoride	mg/L	MW-11D	05/05/2021		0.2500 *		0.1300
Fluoride	mg/L	MW-11D	11/01/2021		0.3600 *		0.1300
Fluoride	mg/L	MW-11D	05/10/2022		0.3000 *		0.1300
Fluoride	mg/L	MW-11D	11/07/2022		0.4000 *		0.1300
Fluoride	mg/L	MW-11D	05/24/2023		0.3100 *		0.1300
Fluoride	mg/L	MW-12D	04/06/2016		0.2200 *		0.1300
Fluoride	mg/L	MW-12D	05/25/2016		0.2700 *		0.1300
Fluoride	mg/L	MW-12D	08/09/2016		0.2800 *		0.1300
Fluoride	mg/L	MW-12D	09/27/2016		0.3100 *		0.1300
Fluoride	mg/L	MW-12D	11/29/2016		0.3800 *		0.1300
Fluoride	mg/L	MW-12D	01/25/2017		0.4900 *		0.1300
Fluoride	mg/L	MW-12D	05/23/2017		0.5000 *		0.1300
Fluoride	mg/L	MW-12D	08/08/2017		0.5300 *		0.1300
Fluoride	mg/L	MW-12D	09/20/2017		0.4400 *		0.1300

* - Significantly increased over background.
 ** - Detect at limit for 100% NDs in background (NPPL only).
 *** - Manual exclusion.
 ND = Not Detected, Result = detection limit.

Table C-7

**Historical Downgradient Data for Constituent-Well Combinations
that Failed the Current Statistical Evaluation or
are in Verification Resampling Mode**

Constituent	Units	Well	Date		Result		Pred. Limit
Fluoride	mg/L	MW-12D	05/30/2018		1.1000 *		0.1300
Fluoride	mg/L	MW-12D	09/17/2018		0.9500 *		0.1300
Fluoride	mg/L	MW-12D	05/16/2019		1.3000 *		0.1300
Fluoride	mg/L	MW-12D	11/06/2019		1.2000 *		0.1300
Fluoride	mg/L	MW-12D	05/18/2020		1.1000 *		0.1300
Fluoride	mg/L	MW-12D	11/05/2020		0.9700 *		0.1300
Fluoride	mg/L	MW-12D	05/03/2021		1.3000 *		0.1300
Fluoride	mg/L	MW-12D	11/01/2021		1.3000 *		0.1300
Fluoride	mg/L	MW-12D	05/06/2022		1.9000 *		0.1300
Fluoride	mg/L	MW-12D	11/02/2022		1.5000 *		0.1300
Fluoride	mg/L	MW-12D	05/25/2023		1.4000 *		0.1300
Fluoride	mg/L	MW-13D	04/06/2016		0.3900 *		0.1300
Fluoride	mg/L	MW-13D	05/25/2016		0.4000 *		0.1300
Fluoride	mg/L	MW-13D	08/09/2016		0.3700 *		0.1300
Fluoride	mg/L	MW-13D	09/27/2016		0.3700 *		0.1300
Fluoride	mg/L	MW-13D	11/29/2016		0.3700 *		0.1300
Fluoride	mg/L	MW-13D	01/25/2017		0.3700 *		0.1300
Fluoride	mg/L	MW-13D	05/23/2017		0.3600 *		0.1300
Fluoride	mg/L	MW-13D	08/08/2017		0.4300 *		0.1300
Fluoride	mg/L	MW-13D	09/20/2017		0.4100 *		0.1300
Fluoride	mg/L	MW-13D	05/30/2018		0.4500 *		0.1300
Fluoride	mg/L	MW-13D	09/18/2018		0.4700 *		0.1300
Fluoride	mg/L	MW-13D	05/16/2019		0.4900 *		0.1300
Fluoride	mg/L	MW-13D	11/06/2019		0.4900 *		0.1300
Fluoride	mg/L	MW-13D	05/19/2020		0.5900 *		0.1300
Fluoride	mg/L	MW-13D	11/05/2020		0.6200 *		0.1300
Fluoride	mg/L	MW-13D	05/06/2021		0.6000 *		0.1300
Fluoride	mg/L	MW-13D	11/01/2021		0.5500 *		0.1300
Fluoride	mg/L	MW-13D	05/04/2022		0.7600 *		0.1300
Fluoride	mg/L	MW-13D	11/01/2022		0.6000 *		0.1300

* - Significantly increased over background.
 ** - Detect at limit for 100% NDs in background (NPPL only).
 *** - Manual exclusion.
 ND = Not Detected, Result = detection limit.

Table C-7

**Historical Downgradient Data for Constituent-Well Combinations
that Failed the Current Statistical Evaluation or
are in Verification Resampling Mode**

Constituent	Units	Well	Date		Result		Pred. Limit
Fluoride	mg/L	MW-13D	05/26/2023		0.6100 *		0.1300
Fluoride	mg/L	MW-14D	04/07/2016		0.3700 *		0.1300
Fluoride	mg/L	MW-14D	05/26/2016		0.3600 *		0.1300
Fluoride	mg/L	MW-14D	08/10/2016		0.3600 *		0.1300
Fluoride	mg/L	MW-14D	09/28/2016		0.3700 *		0.1300
Fluoride	mg/L	MW-14D	11/30/2016		0.3900 *		0.1300
Fluoride	mg/L	MW-14D	01/26/2017		0.3100 *		0.1300
Fluoride	mg/L	MW-14D	05/23/2017		0.3400 *		0.1300
Fluoride	mg/L	MW-14D	08/09/2017		0.3400 *		0.1300
Fluoride	mg/L	MW-14D	09/20/2017		0.3400 *		0.1300
Fluoride	mg/L	MW-14D	05/30/2018		0.3200 *		0.1300
Fluoride	mg/L	MW-14D	09/17/2018		0.2300 *		0.1300
Fluoride	mg/L	MW-14D	05/15/2019		0.2800 *		0.1300
Fluoride	mg/L	MW-14D	11/07/2019		0.2100 *		0.1300
Fluoride	mg/L	MW-14D	05/26/2020	ND	0.1000		0.1300
Fluoride	mg/L	MW-14D	11/05/2020		0.2600 *		0.1300
Fluoride	mg/L	MW-14D	05/05/2021	ND	0.1000		0.1300
Fluoride	mg/L	MW-14D	11/01/2021		0.2000 *		0.1300
Fluoride	mg/L	MW-14D	05/11/2022		0.3300 *		0.1300
Fluoride	mg/L	MW-14D	11/07/2022		0.2500 *		0.1300
Fluoride	mg/L	MW-14D	05/18/2023		0.2400 *		0.1300
Fluoride	mg/L	MW-1D	04/07/2016		0.4300 *		0.1300
Fluoride	mg/L	MW-1D	05/26/2016		0.4700 *		0.1300
Fluoride	mg/L	MW-1D	08/09/2016		0.3800 *		0.1300
Fluoride	mg/L	MW-1D	09/27/2016		0.3700 *		0.1300
Fluoride	mg/L	MW-1D	11/29/2016		0.3900 *		0.1300
Fluoride	mg/L	MW-1D	01/26/2017		0.4100 *		0.1300
Fluoride	mg/L	MW-1D	05/23/2017		0.4200 *		0.1300
Fluoride	mg/L	MW-1D	08/09/2017		0.4100 *		0.1300
Fluoride	mg/L	MW-1D	09/20/2017		0.4200 *		0.1300

* - Significantly increased over background.
 ** - Detect at limit for 100% NDs in background (NPPL only).
 *** - Manual exclusion.
 ND = Not Detected, Result = detection limit.

Table C-7

**Historical Downgradient Data for Constituent-Well Combinations
that Failed the Current Statistical Evaluation or
are in Verification Resampling Mode**

Constituent	Units	Well	Date		Result		Pred. Limit
Fluoride	mg/L	MW-1D	05/29/2018		0.3700 *		0.1300
Fluoride	mg/L	MW-1D	09/17/2018		0.3700 *		0.1300
Fluoride	mg/L	MW-1D	05/15/2019		0.3400 *		0.1300
Fluoride	mg/L	MW-1D	11/07/2019		0.3100 *		0.1300
Fluoride	mg/L	MW-1D	05/26/2020		0.2600 *		0.1300
Fluoride	mg/L	MW-1D	11/06/2020		0.3300 *		0.1300
Fluoride	mg/L	MW-1D	05/05/2021		0.2300 *		0.1300
Fluoride	mg/L	MW-1D	11/03/2021		0.3100 *		0.1300
Fluoride	mg/L	MW-1D	05/09/2022		0.4200 *		0.1300
Fluoride	mg/L	MW-1D	11/09/2022		0.4400 *		0.1300
Fluoride	mg/L	MW-1D	05/23/2023		0.4200 *		0.1300
Fluoride	mg/L	MW-2D	04/05/2016		2.1000 *		0.1300
Fluoride	mg/L	MW-2D	05/24/2016		2.2000 *		0.1300
Fluoride	mg/L	MW-2D	08/08/2016		2.2000 *		0.1300
Fluoride	mg/L	MW-2D	09/26/2016		2.6000 *		0.1300
Fluoride	mg/L	MW-2D	11/28/2016		2.6000 *		0.1300
Fluoride	mg/L	MW-2D	01/24/2017		2.4000 *		0.1300
Fluoride	mg/L	MW-2D	05/22/2017		2.6000 *		0.1300
Fluoride	mg/L	MW-2D	08/07/2017		2.6000 *		0.1300
Fluoride	mg/L	MW-2D	09/20/2017		2.6000 *		0.1300
Fluoride	mg/L	MW-2D	05/29/2018		2.6000 *		0.1300
Fluoride	mg/L	MW-2D	09/17/2018		2.8000 *		0.1300
Fluoride	mg/L	MW-2D	05/15/2019		1.6000 *		0.1300
Fluoride	mg/L	MW-2D	11/05/2019		1.3000 *		0.1300
Fluoride	mg/L	MW-2D	05/19/2020		1.2000 *		0.1300
Fluoride	mg/L	MW-2D	11/04/2020		1.0000 *		0.1300
Fluoride	mg/L	MW-2D	05/03/2021		0.8700 *		0.1300
Fluoride	mg/L	MW-2D	11/01/2021		0.8600 *		0.1300
Fluoride	mg/L	MW-2D	05/04/2022		0.9500 *		0.1300
Fluoride	mg/L	MW-2D	11/08/2022		0.9400 *		0.1300

* - Significantly increased over background.
 ** - Detect at limit for 100% NDs in background (NPPL only).
 *** - Manual exclusion.
 ND = Not Detected, Result = detection limit.

Table C-7

**Historical Downgradient Data for Constituent-Well Combinations
that Failed the Current Statistical Evaluation or
are in Verification Resampling Mode**

Constituent	Units	Well	Date	Result	Pred. Limit
Fluoride	mg/L	MW-2D	05/23/2023	0.7300 *	0.1300
Fluoride	mg/L	MW-3D	04/05/2016	0.3300 *	0.1300
Fluoride	mg/L	MW-3D	05/25/2016	0.4300 *	0.1300
Fluoride	mg/L	MW-3D	08/08/2016	0.4100 *	0.1300
Fluoride	mg/L	MW-3D	09/26/2016	0.4400 *	0.1300
Fluoride	mg/L	MW-3D	11/28/2016	0.4200 *	0.1300
Fluoride	mg/L	MW-3D	01/24/2017	0.4000 *	0.1300
Fluoride	mg/L	MW-3D	05/22/2017	0.3800 *	0.1300
Fluoride	mg/L	MW-3D	08/07/2017	0.4000 *	0.1300
Fluoride	mg/L	MW-3D	09/20/2017	0.4000 *	0.1300
Fluoride	mg/L	MW-3D	05/29/2018	0.2900 *	0.1300
Fluoride	mg/L	MW-3D	09/17/2018	0.2800 *	0.1300
Fluoride	mg/L	MW-3D	05/15/2019	0.2400 *	0.1300
Fluoride	mg/L	MW-3D	11/06/2019	0.2100 *	0.1300
Fluoride	mg/L	MW-3D	05/18/2020	0.2300 *	0.1300
Fluoride	mg/L	MW-3D	11/03/2020	0.2000 *	0.1300
Fluoride	mg/L	MW-3D	05/03/2021	0.1800 *	0.1300
Fluoride	mg/L	MW-3D	11/01/2021	0.1500 *	0.1300
Fluoride	mg/L	MW-3D	05/02/2022	0.1400 *	0.1300
Fluoride	mg/L	MW-3D	11/08/2022	0.2500 *	0.1300
Fluoride	mg/L	MW-3D	01/19/2023	0.2100 *	0.1300
Fluoride	mg/L	MW-3D	03/24/2023	0.1900 *	0.1300
Fluoride	mg/L	MW-3D	05/18/2023	0.2300 *	0.1300
Fluoride	mg/L	MW-7D	04/06/2016	0.2800 *	0.1300
Fluoride	mg/L	MW-7D	05/25/2016	0.3300 *	0.1300
Fluoride	mg/L	MW-7D	08/09/2016	0.3100 *	0.1300
Fluoride	mg/L	MW-7D	09/27/2016	0.3100 *	0.1300
Fluoride	mg/L	MW-7D	11/29/2016	0.3000 *	0.1300
Fluoride	mg/L	MW-7D	01/25/2017	0.2600 *	0.1300
Fluoride	mg/L	MW-7D	05/23/2017	0.2500 *	0.1300

* - Significantly increased over background.
 ** - Detect at limit for 100% NDs in background (NPPL only).
 *** - Manual exclusion.
 ND = Not Detected, Result = detection limit.

Table C-7

**Historical Downgradient Data for Constituent-Well Combinations
that Failed the Current Statistical Evaluation or
are in Verification Resampling Mode**

Constituent	Units	Well	Date		Result		Pred. Limit
Fluoride	mg/L	MW-7D	08/08/2017		0.2800 *		0.1300
Fluoride	mg/L	MW-7D	09/20/2017		0.2600 *		0.1300
Fluoride	mg/L	MW-7D	05/30/2018		0.2900 *		0.1300
Fluoride	mg/L	MW-7D	09/18/2018		0.3000 *		0.1300
Fluoride	mg/L	MW-7D	05/15/2019		0.3200 *		0.1300
Fluoride	mg/L	MW-7D	11/06/2019		0.3500 *		0.1300
Fluoride	mg/L	MW-7D	05/27/2020		0.3900 *		0.1300
Fluoride	mg/L	MW-7D	11/17/2020		0.4200 *		0.1300
Fluoride	mg/L	MW-7D	05/06/2021		0.3600 *		0.1300
Fluoride	mg/L	MW-7D	11/02/2021		0.3800 *		0.1300
Fluoride	mg/L	MW-7D	05/04/2022		0.5100 *		0.1300
Fluoride	mg/L	MW-7D	11/02/2022		0.4600 *		0.1300
Fluoride	mg/L	MW-7D	05/26/2023		0.4800 *		0.1300
Fluoride	mg/L	MW-9D	04/06/2016		0.3400 *		0.1300
Fluoride	mg/L	MW-9D	05/25/2016		0.3900 *		0.1300
Fluoride	mg/L	MW-9D	08/08/2016		0.3900 *		0.1300
Fluoride	mg/L	MW-9D	09/27/2016		0.4000 *		0.1300
Fluoride	mg/L	MW-9D	11/29/2016		0.4400 *		0.1300
Fluoride	mg/L	MW-9D	01/25/2017		0.4000 *		0.1300
Fluoride	mg/L	MW-9D	05/23/2017		0.4600 *		0.1300
Fluoride	mg/L	MW-9D	08/08/2017		0.4900 *		0.1300
Fluoride	mg/L	MW-9D	09/20/2017		0.5200 *		0.1300
Fluoride	mg/L	MW-9D	05/30/2018		0.4500 *		0.1300
Fluoride	mg/L	MW-9D	09/17/2018		0.4300 *		0.1300
Fluoride	mg/L	MW-9D	05/16/2019		0.4400 *		0.1300
Fluoride	mg/L	MW-9D	11/06/2019		0.4400 *		0.1300
Fluoride	mg/L	MW-9D	05/19/2020		0.4600 *		0.1300
Fluoride	mg/L	MW-9D	11/04/2020		0.4200 *		0.1300
Fluoride	mg/L	MW-9D	05/03/2021		0.4000 *		0.1300
Fluoride	mg/L	MW-9D	11/04/2021		0.3600 *		0.1300

* - Significantly increased over background.
 ** - Detect at limit for 100% NDs in background (NPPL only).
 *** - Manual exclusion.
 ND = Not Detected, Result = detection limit.

Table C-7

**Historical Downgradient Data for Constituent-Well Combinations
that Failed the Current Statistical Evaluation or
are in Verification Resampling Mode**

Constituent	Units	Well	Date		Result		Pred. Limit
Fluoride	mg/L	MW-9D	05/06/2022		0.4800	*	0.1300
Fluoride	mg/L	MW-9D	11/02/2022		0.4500	*	0.1300
Fluoride	mg/L	MW-9D	05/24/2023		0.4800	*	0.1300
Fluoride	mg/L	MW-9I	04/06/2016		0.4400	*	0.1300
Fluoride	mg/L	MW-9I	05/25/2016		0.5300	*	0.1300
Fluoride	mg/L	MW-9I	08/08/2016		0.5500	*	0.1300
Fluoride	mg/L	MW-9I	09/27/2016		0.5800	*	0.1300
Fluoride	mg/L	MW-9I	11/28/2016		0.6100	*	0.1300
Fluoride	mg/L	MW-9I	01/25/2017		0.5300	*	0.1300
Fluoride	mg/L	MW-9I	05/23/2017		0.5700	*	0.1300
Fluoride	mg/L	MW-9I	08/08/2017		0.5800	*	0.1300
Fluoride	mg/L	MW-9I	09/20/2017		0.5900	*	0.1300
Fluoride	mg/L	MW-9I	05/30/2018		0.5300	*	0.1300
Fluoride	mg/L	MW-9I	09/17/2018		0.5800	*	0.1300
Fluoride	mg/L	MW-9I	05/16/2019		0.6800	*	0.1300
Fluoride	mg/L	MW-9I	11/06/2019		0.6900	*	0.1300
Fluoride	mg/L	MW-9I	05/19/2020		0.7300	*	0.1300
Fluoride	mg/L	MW-9I	11/04/2020		0.7800	*	0.1300
Fluoride	mg/L	MW-9I	05/03/2021		0.9700	*	0.1300
Fluoride	mg/L	MW-9I	11/04/2021		0.9800	*	0.1300
Fluoride	mg/L	MW-9I	05/06/2022		1.2000	*	0.1300
Fluoride	mg/L	MW-9I	11/02/2022		0.9700	*	0.1300
Fluoride	mg/L	MW-9I	05/24/2023		0.7800	*	0.1300
Lithium, Total	ug/L	MW-10D	04/06/2016		123.0000	*	20.0000
Lithium, Total	ug/L	MW-10D	05/25/2016		105.0000	*	20.0000
Lithium, Total	ug/L	MW-10D	08/09/2016		96.3000	*	20.0000
Lithium, Total	ug/L	MW-10D	09/27/2016		82.9000	*	20.0000
Lithium, Total	ug/L	MW-10D	11/29/2016		92.2000	*	20.0000
Lithium, Total	ug/L	MW-10D	01/25/2017		92.0000	*	20.0000
Lithium, Total	ug/L	MW-10D	05/23/2017		85.2000	*	20.0000

* - Significantly increased over background.
 ** - Detect at limit for 100% NDs in background (NPPL only).
 *** - Manual exclusion.
 ND = Not Detected, Result = detection limit.

Table C-7

**Historical Downgradient Data for Constituent-Well Combinations
that Failed the Current Statistical Evaluation or
are in Verification Resampling Mode**

Constituent	Units	Well	Date		Result		Pred. Limit
Lithium, Total	ug/L	MW-10D	08/08/2017		86.2000	*	20.0000
Lithium, Total	ug/L	MW-10D	05/30/2018		63.3000	*	20.0000
Lithium, Total	ug/L	MW-10D	09/18/2018		61.6000	*	20.0000
Lithium, Total	ug/L	MW-10D	05/16/2019		69.4000	*	20.0000
Lithium, Total	ug/L	MW-10D	11/05/2019		61.6000	*	20.0000
Lithium, Total	ug/L	MW-10D	05/19/2020		62.5000	*	20.0000
Lithium, Total	ug/L	MW-10D	11/05/2020		52.2000	*	20.0000
Lithium, Total	ug/L	MW-10D	05/06/2021		49.8000	*	20.0000
Lithium, Total	ug/L	MW-10D	11/02/2021		67.4000	*	20.0000
Lithium, Total	ug/L	MW-10D	05/02/2022		65.6000	*	20.0000
Lithium, Total	ug/L	MW-10D	11/03/2022		45.3000	*	20.0000
Lithium, Total	ug/L	MW-10D	05/25/2023		41.0000	*	20.0000
Lithium, Total	ug/L	MW-11D	04/07/2016		127.0000	*	20.0000
Lithium, Total	ug/L	MW-11D	05/26/2016		122.0000	*	20.0000
Lithium, Total	ug/L	MW-11D	08/10/2016		132.0000	*	20.0000
Lithium, Total	ug/L	MW-11D	09/28/2016		128.0000	*	20.0000
Lithium, Total	ug/L	MW-11D	11/30/2016		137.0000	*	20.0000
Lithium, Total	ug/L	MW-11D	01/26/2017		133.0000	*	20.0000
Lithium, Total	ug/L	MW-11D	05/24/2017		109.0000	*	20.0000
Lithium, Total	ug/L	MW-11D	08/09/2017		124.0000	*	20.0000
Lithium, Total	ug/L	MW-11D	05/29/2018		122.0000	*	20.0000
Lithium, Total	ug/L	MW-11D	09/14/2018		126.0000	*	20.0000
Lithium, Total	ug/L	MW-11D	05/14/2019		128.0000	*	20.0000
Lithium, Total	ug/L	MW-11D	11/07/2019		128.0000	*	20.0000
Lithium, Total	ug/L	MW-11D	05/27/2020		142.0000	*	20.0000
Lithium, Total	ug/L	MW-11D	11/05/2020		134.0000	*	20.0000
Lithium, Total	ug/L	MW-11D	05/05/2021		141.0000	*	20.0000
Lithium, Total	ug/L	MW-11D	11/01/2021		150.0000	*	20.0000
Lithium, Total	ug/L	MW-11D	05/10/2022		147.0000	*	20.0000
Lithium, Total	ug/L	MW-11D	11/07/2022		139.0000	*	20.0000

* - Significantly increased over background.
 ** - Detect at limit for 100% NDs in background (NPPL only).
 *** - Manual exclusion.
 ND = Not Detected, Result = detection limit.

Table C-7

**Historical Downgradient Data for Constituent-Well Combinations
that Failed the Current Statistical Evaluation or
are in Verification Resampling Mode**

Constituent	Units	Well	Date		Result		Pred. Limit
Lithium, Total	ug/L	MW-11D	05/24/2023		130.0000	*	20.0000
Lithium, Total	ug/L	MW-12D	04/06/2016		141.0000	*	20.0000
Lithium, Total	ug/L	MW-12D	05/25/2016		152.0000	*	20.0000
Lithium, Total	ug/L	MW-12D	08/09/2016		140.0000	*	20.0000
Lithium, Total	ug/L	MW-12D	09/27/2016		147.0000	*	20.0000
Lithium, Total	ug/L	MW-12D	11/29/2016		140.0000	*	20.0000
Lithium, Total	ug/L	MW-12D	01/25/2017		166.0000	*	20.0000
Lithium, Total	ug/L	MW-12D	05/23/2017		129.0000	*	20.0000
Lithium, Total	ug/L	MW-12D	08/08/2017		151.0000	*	20.0000
Lithium, Total	ug/L	MW-12D	05/30/2018		118.0000	*	20.0000
Lithium, Total	ug/L	MW-12D	09/17/2018		122.0000	*	20.0000
Lithium, Total	ug/L	MW-12D	05/16/2019		104.0000	*	20.0000
Lithium, Total	ug/L	MW-12D	11/06/2019		104.0000	*	20.0000
Lithium, Total	ug/L	MW-12D	05/18/2020		113.0000	*	20.0000
Lithium, Total	ug/L	MW-12D	11/05/2020		108.0000	*	20.0000
Lithium, Total	ug/L	MW-12D	05/03/2021		69.6000	*	20.0000
Lithium, Total	ug/L	MW-12D	11/01/2021		95.5000	*	20.0000
Lithium, Total	ug/L	MW-12D	05/06/2022		74.8000	*	20.0000
Lithium, Total	ug/L	MW-12D	11/02/2022		77.2000	*	20.0000
Lithium, Total	ug/L	MW-12D	05/25/2023		60.9000	*	20.0000
Lithium, Total	ug/L	MW-13D	04/06/2016		87.6000	*	20.0000
Lithium, Total	ug/L	MW-13D	05/25/2016		99.8000	*	20.0000
Lithium, Total	ug/L	MW-13D	08/09/2016		112.0000	*	20.0000
Lithium, Total	ug/L	MW-13D	09/27/2016		133.0000	*	20.0000
Lithium, Total	ug/L	MW-13D	11/29/2016		176.0000	*	20.0000
Lithium, Total	ug/L	MW-13D	01/25/2017		190.0000	*	20.0000
Lithium, Total	ug/L	MW-13D	05/23/2017		154.0000	*	20.0000
Lithium, Total	ug/L	MW-13D	08/08/2017		128.0000	*	20.0000
Lithium, Total	ug/L	MW-13D	05/30/2018		112.0000	*	20.0000
Lithium, Total	ug/L	MW-13D	09/18/2018		101.0000	*	20.0000

* - Significantly increased over background.
 ** - Detect at limit for 100% NDs in background (NPPL only).
 *** - Manual exclusion.
 ND = Not Detected, Result = detection limit.

Table C-7

**Historical Downgradient Data for Constituent-Well Combinations
that Failed the Current Statistical Evaluation or
are in Verification Resampling Mode**

Constituent	Units	Well	Date		Result		Pred. Limit
Lithium, Total	ug/L	MW-13D	05/16/2019		105.0000	*	20.0000
Lithium, Total	ug/L	MW-13D	11/06/2019		85.0000	*	20.0000
Lithium, Total	ug/L	MW-13D	05/19/2020		96.8000	*	20.0000
Lithium, Total	ug/L	MW-13D	11/05/2020		79.6000	*	20.0000
Lithium, Total	ug/L	MW-13D	05/06/2021		72.7000	*	20.0000
Lithium, Total	ug/L	MW-13D	11/01/2021		84.7000	*	20.0000
Lithium, Total	ug/L	MW-13D	05/04/2022		76.3000	*	20.0000
Lithium, Total	ug/L	MW-13D	11/01/2022		76.5000	*	20.0000
Lithium, Total	ug/L	MW-13D	05/26/2023		70.1000	*	20.0000
Lithium, Total	ug/L	MW-14D	04/07/2016		526.0000	*	20.0000
Lithium, Total	ug/L	MW-14D	05/26/2016		620.0000	*	20.0000
Lithium, Total	ug/L	MW-14D	08/10/2016		358.0000	*	20.0000
Lithium, Total	ug/L	MW-14D	09/28/2016		355.0000	*	20.0000
Lithium, Total	ug/L	MW-14D	11/30/2016		352.0000	*	20.0000
Lithium, Total	ug/L	MW-14D	01/26/2017		520.0000	*	20.0000
Lithium, Total	ug/L	MW-14D	05/23/2017		662.0000	*	20.0000
Lithium, Total	ug/L	MW-14D	08/09/2017		541.0000	*	20.0000
Lithium, Total	ug/L	MW-14D	05/30/2018		664.0000	*	20.0000
Lithium, Total	ug/L	MW-14D	09/17/2018		610.0000	*	20.0000
Lithium, Total	ug/L	MW-14D	05/15/2019		567.0000	*	20.0000
Lithium, Total	ug/L	MW-14D	11/07/2019		479.0000	*	20.0000
Lithium, Total	ug/L	MW-14D	05/26/2020		820.0000	*	20.0000
Lithium, Total	ug/L	MW-14D	11/05/2020		445.0000	*	20.0000
Lithium, Total	ug/L	MW-14D	05/05/2021		809.0000	*	20.0000
Lithium, Total	ug/L	MW-14D	11/01/2021		751.0000	*	20.0000
Lithium, Total	ug/L	MW-14D	05/11/2022		768.0000	*	20.0000
Lithium, Total	ug/L	MW-14D	11/07/2022		545.0000	*	20.0000
Lithium, Total	ug/L	MW-14D	05/18/2023		960.0000	*	20.0000
Lithium, Total	ug/L	MW-2D	04/05/2016		108.0000	*	20.0000
Lithium, Total	ug/L	MW-2D	05/24/2016		105.0000	*	20.0000

* - Significantly increased over background.
 ** - Detect at limit for 100% NDs in background (NPPL only).
 *** - Manual exclusion.
 ND = Not Detected, Result = detection limit.

Table C-7

**Historical Downgradient Data for Constituent-Well Combinations
that Failed the Current Statistical Evaluation or
are in Verification Resampling Mode**

Constituent	Units	Well	Date		Result		Pred. Limit
Lithium, Total	ug/L	MW-2D	08/08/2016		103.0000	*	20.0000
Lithium, Total	ug/L	MW-2D	09/26/2016		77.8000	*	20.0000
Lithium, Total	ug/L	MW-2D	11/28/2016		91.2000	*	20.0000
Lithium, Total	ug/L	MW-2D	01/24/2017		90.2000	*	20.0000
Lithium, Total	ug/L	MW-2D	05/22/2017		73.3000	*	20.0000
Lithium, Total	ug/L	MW-2D	08/07/2017		87.8000	*	20.0000
Lithium, Total	ug/L	MW-2D	05/29/2018		36.7000	*	20.0000
Lithium, Total	ug/L	MW-2D	09/17/2018		32.1000	*	20.0000
Lithium, Total	ug/L	MW-2D	05/15/2019		45.2000	*	20.0000
Lithium, Total	ug/L	MW-2D	11/05/2019		65.0000	*	20.0000
Lithium, Total	ug/L	MW-2D	05/19/2020		42.8000	*	20.0000
Lithium, Total	ug/L	MW-2D	11/04/2020		55.4000	*	20.0000
Lithium, Total	ug/L	MW-2D	05/03/2021		40.3000	*	20.0000
Lithium, Total	ug/L	MW-2D	11/01/2021		56.1000	*	20.0000
Lithium, Total	ug/L	MW-2D	05/04/2022		49.4000	*	20.0000
Lithium, Total	ug/L	MW-2D	11/08/2022		54.8000	*	20.0000
Lithium, Total	ug/L	MW-2D	05/23/2023		50.1000	*	20.0000
Lithium, Total	ug/L	MW-7D	04/06/2016		150.0000	*	20.0000
Lithium, Total	ug/L	MW-7D	05/25/2016		132.0000	*	20.0000
Lithium, Total	ug/L	MW-7D	08/09/2016		120.0000	*	20.0000
Lithium, Total	ug/L	MW-7D	09/27/2016		107.0000	*	20.0000
Lithium, Total	ug/L	MW-7D	11/29/2016		127.0000	*	20.0000
Lithium, Total	ug/L	MW-7D	01/25/2017		150.0000	*	20.0000
Lithium, Total	ug/L	MW-7D	05/23/2017		136.0000	*	20.0000
Lithium, Total	ug/L	MW-7D	08/08/2017		152.0000	*	20.0000
Lithium, Total	ug/L	MW-7D	05/30/2018		120.0000	*	20.0000
Lithium, Total	ug/L	MW-7D	09/18/2018		110.0000	*	20.0000
Lithium, Total	ug/L	MW-7D	05/15/2019		125.0000	*	20.0000
Lithium, Total	ug/L	MW-7D	11/06/2019		95.5000	*	20.0000
Lithium, Total	ug/L	MW-7D	05/27/2020		104.0000	*	20.0000

* - Significantly increased over background.
 ** - Detect at limit for 100% NDs in background (NPPL only).
 *** - Manual exclusion.
 ND = Not Detected, Result = detection limit.

Table C-7

**Historical Downgradient Data for Constituent-Well Combinations
that Failed the Current Statistical Evaluation or
are in Verification Resampling Mode**

Constituent	Units	Well	Date		Result		Pred. Limit
Lithium, Total	ug/L	MW-7D	11/17/2020		91.7000	*	20.0000
Lithium, Total	ug/L	MW-7D	05/06/2021		96.9000	*	20.0000
Lithium, Total	ug/L	MW-7D	11/02/2021		103.0000	*	20.0000
Lithium, Total	ug/L	MW-7D	05/04/2022		100.0000	*	20.0000
Lithium, Total	ug/L	MW-7D	11/02/2022		93.7000	*	20.0000
Lithium, Total	ug/L	MW-7D	05/26/2023		94.9000	*	20.0000
Lithium, Total	ug/L	MW-9I	04/06/2016		104.0000	*	20.0000
Lithium, Total	ug/L	MW-9I	05/25/2016		79.6000	*	20.0000
Lithium, Total	ug/L	MW-9I	08/08/2016		68.6000	*	20.0000
Lithium, Total	ug/L	MW-9I	09/27/2016		58.3000	*	20.0000
Lithium, Total	ug/L	MW-9I	11/28/2016		62.3000	*	20.0000
Lithium, Total	ug/L	MW-9I	01/25/2017		59.6000	*	20.0000
Lithium, Total	ug/L	MW-9I	05/23/2017		51.5000	*	20.0000
Lithium, Total	ug/L	MW-9I	08/08/2017		56.3000	*	20.0000
Lithium, Total	ug/L	MW-9I	05/30/2018		35.4000	*	20.0000
Lithium, Total	ug/L	MW-9I	09/17/2018		37.0000	*	20.0000
Lithium, Total	ug/L	MW-9I	05/16/2019		38.4000	*	20.0000
Lithium, Total	ug/L	MW-9I	11/06/2019		30.2000	*	20.0000
Lithium, Total	ug/L	MW-9I	05/19/2020		30.6000	*	20.0000
Lithium, Total	ug/L	MW-9I	11/04/2020		23.3000	*	20.0000
Lithium, Total	ug/L	MW-9I	05/03/2021		30.5000	*	20.0000
Lithium, Total	ug/L	MW-9I	11/04/2021		28.5000	*	20.0000
Lithium, Total	ug/L	MW-9I	05/06/2022		25.6000	*	20.0000
Lithium, Total	ug/L	MW-9I	11/02/2022		22.3000	*	20.0000
Lithium, Total	ug/L	MW-9I	05/24/2023	ND	20.0000		20.0000
Molybdenum, Total	ug/L	MW-10D	04/06/2016		264.0000	*	10.0000
Molybdenum, Total	ug/L	MW-10D	05/25/2016		288.0000	*	10.0000
Molybdenum, Total	ug/L	MW-10D	08/09/2016		290.0000	*	10.0000
Molybdenum, Total	ug/L	MW-10D	09/27/2016		259.0000	*	10.0000
Molybdenum, Total	ug/L	MW-10D	11/29/2016		274.0000	*	10.0000

* - Significantly increased over background.
 ** - Detect at limit for 100% NDs in background (NPPL only).
 *** - Manual exclusion.
 ND = Not Detected, Result = detection limit.

Table C-7

**Historical Downgradient Data for Constituent-Well Combinations
that Failed the Current Statistical Evaluation or
are in Verification Resampling Mode**

Constituent	Units	Well	Date		Result		Pred. Limit
Molybdenum, Total	ug/L	MW-10D	01/25/2017		251.0000	*	10.0000
Molybdenum, Total	ug/L	MW-10D	05/23/2017		235.0000	*	10.0000
Molybdenum, Total	ug/L	MW-10D	08/08/2017		220.0000	*	10.0000
Molybdenum, Total	ug/L	MW-10D	05/30/2018		168.0000	*	10.0000
Molybdenum, Total	ug/L	MW-10D	09/18/2018		141.0000	*	10.0000
Molybdenum, Total	ug/L	MW-10D	05/16/2019		99.0000	*	10.0000
Molybdenum, Total	ug/L	MW-10D	11/05/2019		76.5000	*	10.0000
Molybdenum, Total	ug/L	MW-10D	05/19/2020		72.8000	*	10.0000
Molybdenum, Total	ug/L	MW-10D	11/05/2020		88.6000	*	10.0000
Molybdenum, Total	ug/L	MW-10D	05/06/2021		97.2000	*	10.0000
Molybdenum, Total	ug/L	MW-10D	11/02/2021		84.1000	*	10.0000
Molybdenum, Total	ug/L	MW-10D	05/02/2022		82.4000	*	10.0000
Molybdenum, Total	ug/L	MW-10D	11/03/2022		100.0000	*	10.0000
Molybdenum, Total	ug/L	MW-10D	05/25/2023		74.9000	*	10.0000
Molybdenum, Total	ug/L	MW-12D	04/06/2016		286.0000	*	10.0000
Molybdenum, Total	ug/L	MW-12D	05/25/2016		257.0000	*	10.0000
Molybdenum, Total	ug/L	MW-12D	08/09/2016		270.0000	*	10.0000
Molybdenum, Total	ug/L	MW-12D	09/27/2016		274.0000	*	10.0000
Molybdenum, Total	ug/L	MW-12D	11/29/2016		249.0000	*	10.0000
Molybdenum, Total	ug/L	MW-12D	01/25/2017		254.0000	*	10.0000
Molybdenum, Total	ug/L	MW-12D	05/23/2017		214.0000	*	10.0000
Molybdenum, Total	ug/L	MW-12D	08/08/2017		232.0000	*	10.0000
Molybdenum, Total	ug/L	MW-12D	05/30/2018		232.0000	*	10.0000
Molybdenum, Total	ug/L	MW-12D	09/17/2018		239.0000	*	10.0000
Molybdenum, Total	ug/L	MW-12D	05/16/2019		219.0000	*	10.0000
Molybdenum, Total	ug/L	MW-12D	11/06/2019		218.0000	*	10.0000
Molybdenum, Total	ug/L	MW-12D	05/18/2020		227.0000	*	10.0000
Molybdenum, Total	ug/L	MW-12D	11/05/2020		200.0000	*	10.0000
Molybdenum, Total	ug/L	MW-12D	05/03/2021		173.0000	*	10.0000
Molybdenum, Total	ug/L	MW-12D	11/01/2021		176.0000	*	10.0000

* - Significantly increased over background.
 ** - Detect at limit for 100% NDs in background (NPPL only).
 *** - Manual exclusion.
 ND = Not Detected, Result = detection limit.

Table C-7

**Historical Downgradient Data for Constituent-Well Combinations
that Failed the Current Statistical Evaluation or
are in Verification Resampling Mode**

Constituent	Units	Well	Date		Result		Pred. Limit
Molybdenum, Total	ug/L	MW-12D	05/06/2022		154.0000	*	10.0000
Molybdenum, Total	ug/L	MW-12D	11/02/2022		166.0000	*	10.0000
Molybdenum, Total	ug/L	MW-12D	05/25/2023		146.0000	*	10.0000
Molybdenum, Total	ug/L	MW-13D	04/06/2016		646.0000	*	10.0000
Molybdenum, Total	ug/L	MW-13D	05/25/2016		575.0000	*	10.0000
Molybdenum, Total	ug/L	MW-13D	08/09/2016		671.0000	*	10.0000
Molybdenum, Total	ug/L	MW-13D	09/27/2016		647.0000	*	10.0000
Molybdenum, Total	ug/L	MW-13D	11/29/2016		695.0000	*	10.0000
Molybdenum, Total	ug/L	MW-13D	01/25/2017		704.0000	*	10.0000
Molybdenum, Total	ug/L	MW-13D	05/23/2017		667.0000	*	10.0000
Molybdenum, Total	ug/L	MW-13D	08/08/2017		651.0000	*	10.0000
Molybdenum, Total	ug/L	MW-13D	05/30/2018		922.0000	*	10.0000
Molybdenum, Total	ug/L	MW-13D	09/18/2018		857.0000	*	10.0000
Molybdenum, Total	ug/L	MW-13D	05/16/2019		1090.0000	*	10.0000
Molybdenum, Total	ug/L	MW-13D	11/06/2019		880.0000	*	10.0000
Molybdenum, Total	ug/L	MW-13D	05/19/2020		881.0000	*	10.0000
Molybdenum, Total	ug/L	MW-13D	11/05/2020		859.0000	*	10.0000
Molybdenum, Total	ug/L	MW-13D	05/06/2021		762.0000	*	10.0000
Molybdenum, Total	ug/L	MW-13D	11/01/2021		599.0000	*	10.0000
Molybdenum, Total	ug/L	MW-13D	05/04/2022		565.0000	*	10.0000
Molybdenum, Total	ug/L	MW-13D	11/01/2022		503.0000	*	10.0000
Molybdenum, Total	ug/L	MW-13D	05/26/2023		414.0000	*	10.0000
Molybdenum, Total	ug/L	MW-14D	04/07/2016		200.0000	*	10.0000
Molybdenum, Total	ug/L	MW-14D	05/26/2016		187.0000	*	10.0000
Molybdenum, Total	ug/L	MW-14D	08/10/2016		254.0000	*	10.0000
Molybdenum, Total	ug/L	MW-14D	09/28/2016		242.0000	*	10.0000
Molybdenum, Total	ug/L	MW-14D	11/30/2016		245.0000	*	10.0000
Molybdenum, Total	ug/L	MW-14D	01/26/2017		219.0000	*	10.0000
Molybdenum, Total	ug/L	MW-14D	05/23/2017		224.0000	*	10.0000
Molybdenum, Total	ug/L	MW-14D	08/09/2017		200.0000	*	10.0000

* - Significantly increased over background.
 ** - Detect at limit for 100% NDs in background (NPPL only).
 *** - Manual exclusion.
 ND = Not Detected, Result = detection limit.

Table C-7

**Historical Downgradient Data for Constituent-Well Combinations
that Failed the Current Statistical Evaluation or
are in Verification Resampling Mode**

Constituent	Units	Well	Date		Result		Pred. Limit
Molybdenum, Total	ug/L	MW-14D	05/30/2018		185.0000	*	10.0000
Molybdenum, Total	ug/L	MW-14D	09/17/2018		185.0000	*	10.0000
Molybdenum, Total	ug/L	MW-14D	05/15/2019		188.0000	*	10.0000
Molybdenum, Total	ug/L	MW-14D	11/07/2019		267.0000	*	10.0000
Molybdenum, Total	ug/L	MW-14D	05/26/2020		187.0000	*	10.0000
Molybdenum, Total	ug/L	MW-14D	11/05/2020		259.0000	*	10.0000
Molybdenum, Total	ug/L	MW-14D	05/05/2021		218.0000	*	10.0000
Molybdenum, Total	ug/L	MW-14D	11/01/2021		257.0000	*	10.0000
Molybdenum, Total	ug/L	MW-14D	05/11/2022		203.0000	*	10.0000
Molybdenum, Total	ug/L	MW-14D	11/07/2022		263.0000	*	10.0000
Molybdenum, Total	ug/L	MW-14D	05/18/2023		216.0000	*	10.0000
Molybdenum, Total	ug/L	MW-1D	04/07/2016		234.0000	*	10.0000
Molybdenum, Total	ug/L	MW-1D	05/26/2016		205.0000	*	10.0000
Molybdenum, Total	ug/L	MW-1D	08/09/2016		159.0000	*	10.0000
Molybdenum, Total	ug/L	MW-1D	09/27/2016		130.0000	*	10.0000
Molybdenum, Total	ug/L	MW-1D	11/29/2016		128.0000	*	10.0000
Molybdenum, Total	ug/L	MW-1D	01/26/2017		121.0000	*	10.0000
Molybdenum, Total	ug/L	MW-1D	05/23/2017		97.0000	*	10.0000
Molybdenum, Total	ug/L	MW-1D	08/09/2017		76.2000	*	10.0000
Molybdenum, Total	ug/L	MW-1D	05/29/2018		63.5000	*	10.0000
Molybdenum, Total	ug/L	MW-1D	09/17/2018		51.2000	*	10.0000
Molybdenum, Total	ug/L	MW-1D	05/15/2019		54.5000	*	10.0000
Molybdenum, Total	ug/L	MW-1D	11/07/2019		47.8000	*	10.0000
Molybdenum, Total	ug/L	MW-1D	05/26/2020		44.9000	*	10.0000
Molybdenum, Total	ug/L	MW-1D	11/06/2020		34.6000	*	10.0000
Molybdenum, Total	ug/L	MW-1D	05/05/2021		39.8000	*	10.0000
Molybdenum, Total	ug/L	MW-1D	11/03/2021		33.6000	*	10.0000
Molybdenum, Total	ug/L	MW-1D	05/09/2022		37.7000	*	10.0000
Molybdenum, Total	ug/L	MW-1D	11/09/2022		27.2000	*	10.0000
Molybdenum, Total	ug/L	MW-1D	05/23/2023		28.7000	*	10.0000

* - Significantly increased over background.
 ** - Detect at limit for 100% NDs in background (NPPL only).
 *** - Manual exclusion.
 ND = Not Detected, Result = detection limit.

Table C-7

**Historical Downgradient Data for Constituent-Well Combinations
that Failed the Current Statistical Evaluation or
are in Verification Resampling Mode**

Constituent	Units	Well	Date		Result		Pred. Limit
Molybdenum, Total	ug/L	MW-2D	04/05/2016		289.0000	*	10.0000
Molybdenum, Total	ug/L	MW-2D	05/24/2016		286.0000	*	10.0000
Molybdenum, Total	ug/L	MW-2D	08/08/2016		273.0000	*	10.0000
Molybdenum, Total	ug/L	MW-2D	09/26/2016		256.0000	*	10.0000
Molybdenum, Total	ug/L	MW-2D	11/28/2016		279.0000	*	10.0000
Molybdenum, Total	ug/L	MW-2D	01/24/2017		262.0000	*	10.0000
Molybdenum, Total	ug/L	MW-2D	05/22/2017		263.0000	*	10.0000
Molybdenum, Total	ug/L	MW-2D	08/07/2017		241.0000	*	10.0000
Molybdenum, Total	ug/L	MW-2D	05/29/2018		250.0000	*	10.0000
Molybdenum, Total	ug/L	MW-2D	09/17/2018		194.0000	*	10.0000
Molybdenum, Total	ug/L	MW-2D	05/15/2019		106.0000	*	10.0000
Molybdenum, Total	ug/L	MW-2D	11/05/2019		79.6000	*	10.0000
Molybdenum, Total	ug/L	MW-2D	05/19/2020		89.3000	*	10.0000
Molybdenum, Total	ug/L	MW-2D	11/04/2020		76.9000	*	10.0000
Molybdenum, Total	ug/L	MW-2D	05/03/2021		56.3000	*	10.0000
Molybdenum, Total	ug/L	MW-2D	11/01/2021		56.4000	*	10.0000
Molybdenum, Total	ug/L	MW-2D	05/04/2022		52.8000	*	10.0000
Molybdenum, Total	ug/L	MW-2D	11/08/2022		82.0000	*	10.0000
Molybdenum, Total	ug/L	MW-2D	05/23/2023		65.4000	*	10.0000
Molybdenum, Total	ug/L	MW-7D	04/06/2016		423.0000	*	10.0000
Molybdenum, Total	ug/L	MW-7D	05/25/2016		445.0000	*	10.0000
Molybdenum, Total	ug/L	MW-7D	08/09/2016		460.0000	*	10.0000
Molybdenum, Total	ug/L	MW-7D	09/27/2016		448.0000	*	10.0000
Molybdenum, Total	ug/L	MW-7D	11/29/2016		488.0000	*	10.0000
Molybdenum, Total	ug/L	MW-7D	01/25/2017		461.0000	*	10.0000
Molybdenum, Total	ug/L	MW-7D	05/23/2017		441.0000	*	10.0000
Molybdenum, Total	ug/L	MW-7D	08/08/2017		455.0000	*	10.0000
Molybdenum, Total	ug/L	MW-7D	05/30/2018		544.0000	*	10.0000
Molybdenum, Total	ug/L	MW-7D	09/18/2018		574.0000	*	10.0000
Molybdenum, Total	ug/L	MW-7D	05/15/2019		616.0000	*	10.0000

* - Significantly increased over background.
 ** - Detect at limit for 100% NDs in background (NPPL only).
 *** - Manual exclusion.
 ND = Not Detected, Result = detection limit.

Table C-7

**Historical Downgradient Data for Constituent-Well Combinations
that Failed the Current Statistical Evaluation or
are in Verification Resampling Mode**

Constituent	Units	Well	Date		Result		Pred. Limit
Molybdenum, Total	ug/L	MW-7D	11/06/2019		617.0000	*	10.0000
Molybdenum, Total	ug/L	MW-7D	05/27/2020		736.0000	*	10.0000
Molybdenum, Total	ug/L	MW-7D	11/17/2020		697.0000	*	10.0000
Molybdenum, Total	ug/L	MW-7D	05/06/2021		704.0000	*	10.0000
Molybdenum, Total	ug/L	MW-7D	11/02/2021		688.0000	*	10.0000
Molybdenum, Total	ug/L	MW-7D	05/04/2022		592.0000	*	10.0000
Molybdenum, Total	ug/L	MW-7D	11/02/2022		632.0000	*	10.0000
Molybdenum, Total	ug/L	MW-7D	05/26/2023		548.0000	*	10.0000
Molybdenum, Total	ug/L	MW-9D	04/06/2016		130.0000	*	10.0000
Molybdenum, Total	ug/L	MW-9D	05/25/2016		132.0000	*	10.0000
Molybdenum, Total	ug/L	MW-9D	08/08/2016		128.0000	*	10.0000
Molybdenum, Total	ug/L	MW-9D	09/27/2016		122.0000	*	10.0000
Molybdenum, Total	ug/L	MW-9D	11/29/2016		140.0000	*	10.0000
Molybdenum, Total	ug/L	MW-9D	01/25/2017		143.0000	*	10.0000
Molybdenum, Total	ug/L	MW-9D	05/23/2017		124.0000	*	10.0000
Molybdenum, Total	ug/L	MW-9D	08/08/2017		96.0000	*	10.0000
Molybdenum, Total	ug/L	MW-9D	05/30/2018		109.0000	*	10.0000
Molybdenum, Total	ug/L	MW-9D	09/17/2018		85.5000	*	10.0000
Molybdenum, Total	ug/L	MW-9D	05/16/2019		50.4000	*	10.0000
Molybdenum, Total	ug/L	MW-9D	11/06/2019		53.3000	*	10.0000
Molybdenum, Total	ug/L	MW-9D	05/19/2020		55.5000	*	10.0000
Molybdenum, Total	ug/L	MW-9D	11/04/2020		45.2000	*	10.0000
Molybdenum, Total	ug/L	MW-9D	05/03/2021		49.6000	*	10.0000
Molybdenum, Total	ug/L	MW-9D	11/04/2021		41.3000	*	10.0000
Molybdenum, Total	ug/L	MW-9D	05/06/2022		47.5000	*	10.0000
Molybdenum, Total	ug/L	MW-9D	11/02/2022		53.2000	*	10.0000
Molybdenum, Total	ug/L	MW-9D	05/24/2023		47.5000	*	10.0000
Molybdenum, Total	ug/L	MW-9I	04/06/2016		214.0000	*	10.0000
Molybdenum, Total	ug/L	MW-9I	05/25/2016		218.0000	*	10.0000
Molybdenum, Total	ug/L	MW-9I	08/08/2016		201.0000	*	10.0000

* - Significantly increased over background.
 ** - Detect at limit for 100% NDs in background (NPPL only).
 *** - Manual exclusion.
 ND = Not Detected, Result = detection limit.

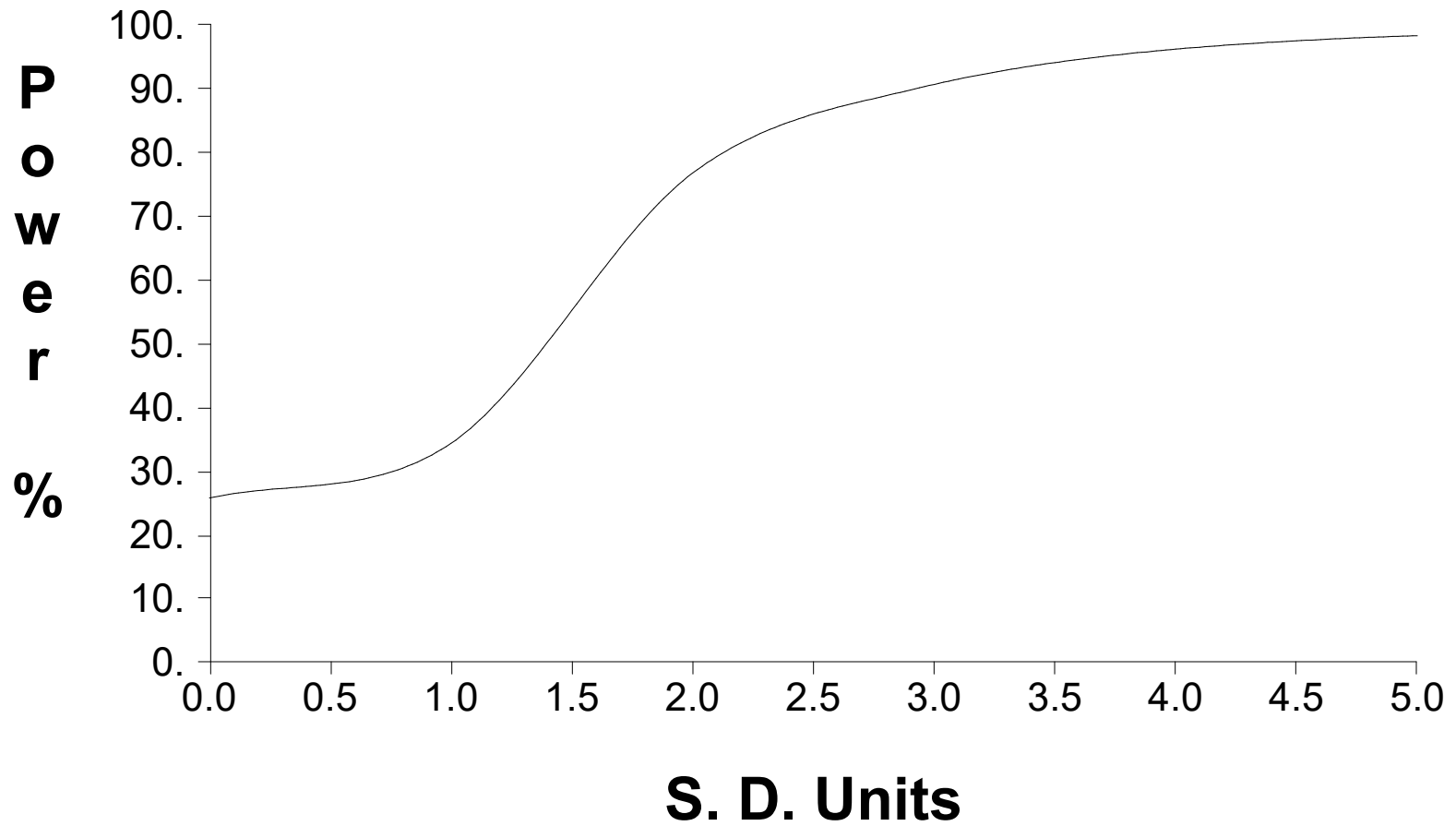
Table C-7

**Historical Downgradient Data for Constituent-Well Combinations
that Failed the Current Statistical Evaluation or
are in Verification Resampling Mode**

Constituent	Units	Well	Date		Result		Pred. Limit
Molybdenum, Total	ug/L	MW-9I	09/27/2016		191.0000	*	10.0000
Molybdenum, Total	ug/L	MW-9I	11/28/2016		189.0000	*	10.0000
Molybdenum, Total	ug/L	MW-9I	01/25/2017		157.0000	*	10.0000
Molybdenum, Total	ug/L	MW-9I	05/23/2017		130.0000	*	10.0000
Molybdenum, Total	ug/L	MW-9I	08/08/2017		115.0000	*	10.0000
Molybdenum, Total	ug/L	MW-9I	05/30/2018		125.0000	*	10.0000
Molybdenum, Total	ug/L	MW-9I	09/17/2018		110.0000	*	10.0000
Molybdenum, Total	ug/L	MW-9I	05/16/2019		96.8000	*	10.0000
Molybdenum, Total	ug/L	MW-9I	11/06/2019		91.2000	*	10.0000
Molybdenum, Total	ug/L	MW-9I	05/19/2020		95.9000	*	10.0000
Molybdenum, Total	ug/L	MW-9I	11/04/2020		89.2000	*	10.0000
Molybdenum, Total	ug/L	MW-9I	05/03/2021		134.0000	*	10.0000
Molybdenum, Total	ug/L	MW-9I	11/04/2021		123.0000	*	10.0000
Molybdenum, Total	ug/L	MW-9I	05/06/2022		111.0000	*	10.0000
Molybdenum, Total	ug/L	MW-9I	11/02/2022		122.0000	*	10.0000
Molybdenum, Total	ug/L	MW-9I	05/24/2023		111.0000	*	10.0000

* - Significantly increased over background.
 ** - Detect at limit for 100% NDs in background (NPPL only).
 *** - Manual exclusion.
 ND = Not Detected, Result = detection limit.

False Positive and False Negative Rates for Current Upgradient vs. Downgradient Monitoring Program



Appendix C: Statistical Analyses – 95% Lower Confidence Limit Documentation

November 2022

Table 1

Confidence Intervals for Comparing the Mean of the Last 4 Measurements to an Assessment Monitoring Standard

Constituent	Units	Well	N	Mean	SD	Factor	95% LCL	95% UCL	Standard	Trend	
Antimony, Total	ug/L	MW-10S	4	0.500	0.000	1.176	0.500	0.500	6.000		
Antimony, Total	ug/L	MW-11S	4	0.500	0.000	1.176	0.500	0.500	6.000		
Antimony, Total	ug/L	MW-12S	4	2.425	0.435	1.176	1.913	2.937	6.000		
Antimony, Total	ug/L	MW-13S	4	0.500	0.000	1.176	0.500	0.500	6.000		
Antimony, Total	ug/L	MW-1S	4	2.950	0.100	1.176	2.832	3.068	6.000		
Antimony, Total	ug/L	MW-2S	4	0.500	0.000	1.176	0.500	0.500	6.000		
Antimony, Total	ug/L	MW-3S	4	6.350	1.360	1.176	4.750	7.950	6.000		
Antimony, Total	ug/L	MW-4S	4	3.000	0.000	1.176	3.000	3.000	6.000		
Antimony, Total	ug/L	MW-5S	4	0.500	0.000	1.176	0.500	0.500	6.000		
Antimony, Total	ug/L	MW-6S	4	3.000	0.000	1.176	3.000	3.000	6.000		
Antimony, Total	ug/L	MW-7S	4	0.500	0.000	1.176	0.500	0.500	6.000		
Antimony, Total	ug/L	MW-8S	4	0.500	0.000	1.176	0.500	0.500	6.000		
Antimony, Total	ug/L	MW-9S	4	9.200	1.738	1.176	7.156	11.244	6.000	dec	**
Arsenic, Total	ug/L	MW-10S	4	414.500	34.142	1.176	374.339	454.661	10.000		**
Arsenic, Total	ug/L	MW-11S	4	4.725	3.915	1.176	0.120	9.330	10.000		
Arsenic, Total	ug/L	MW-12S	4	50.250	9.747	1.176	38.785	61.715	10.000	inc	**
Arsenic, Total	ug/L	MW-13S	4	324.750	30.347	1.176	289.054	360.446	10.000	dec	**
Arsenic, Total	ug/L	MW-1S	4	11.825	8.665	1.176	1.632	22.018	10.000		
Arsenic, Total	ug/L	MW-2S	4	14.875	9.953	1.176	3.167	26.583	10.000		
Arsenic, Total	ug/L	MW-3S	4	2.275	1.825	1.176	0.129	4.421	10.000		
Arsenic, Total	ug/L	MW-4S	4	2.650	1.866	1.176	0.455	4.845	10.000		
Arsenic, Total	ug/L	MW-5S	4	0.500	0.000	1.176	0.500	0.500	10.000		
Arsenic, Total	ug/L	MW-6S	4	10.900	2.722	1.176	7.699	14.101	10.000		
Arsenic, Total	ug/L	MW-7S	4	389.250	20.775	1.176	364.813	413.687	10.000		**
Arsenic, Total	ug/L	MW-8S	4	0.500	0.000	1.176	0.500	0.500	10.000		
Arsenic, Total	ug/L	MW-9S	4	4.125	1.750	1.176	2.066	6.184	10.000		
Barium, Total	ug/L	MW-10S	4	77.325	7.130	1.176	68.938	85.712	2000.000		
Barium, Total	ug/L	MW-11S	4	98.450	51.095	1.176	38.347	158.553	2000.000		
Barium, Total	ug/L	MW-12S	4	32.250	1.779	1.176	30.158	34.342	2000.000	dec	
Barium, Total	ug/L	MW-13S	4	41.300	4.383	1.176	36.144	46.456	2000.000		
Barium, Total	ug/L	MW-1S	4	79.350	30.842	1.176	43.071	115.629	2000.000		
Barium, Total	ug/L	MW-2S	4	130.625	66.392	1.176	52.529	208.721	2000.000		

* - Insufficient Data
 ** - Significant Exceedance
 LCL = Lower Confidence Limit
 UCL = Upper Confidence Limit

Table 1

Confidence Intervals for Comparing the Mean of the Last 4 Measurements to an Assessment Monitoring Standard

Constituent	Units	Well	N	Mean	SD	Factor	95% LCL	95% UCL	Standard	Trend
Barium, Total	ug/L	MW-3S	4	43.325	9.984	1.176	31.580	55.070	2000.000	
Barium, Total	ug/L	MW-4S	4	92.625	14.172	1.176	75.954	109.296	2000.000	
Barium, Total	ug/L	MW-5S	4	33.625	6.338	1.176	26.169	41.081	2000.000	
Barium, Total	ug/L	MW-6S	4	113.350	16.764	1.176	93.631	133.069	2000.000	
Barium, Total	ug/L	MW-7S	4	41.650	3.108	1.176	37.995	45.305	2000.000	dec
Barium, Total	ug/L	MW-8S	4	36.525	7.975	1.176	27.144	45.906	2000.000	
Barium, Total	ug/L	MW-9S	4	52.550	1.923	1.176	50.288	54.812	2000.000	inc
Beryllium, Total	ug/L	MW-10S	4	0.100	0.000	1.176	0.100	0.100	4.000	
Beryllium, Total	ug/L	MW-11S	4	1.280	0.842	1.176	0.290	2.270	4.000	
Beryllium, Total	ug/L	MW-12S	4	2.000	0.000	1.176	2.000	2.000	4.000	
Beryllium, Total	ug/L	MW-13S	4	2.000	0.000	1.176	2.000	2.000	4.000	
Beryllium, Total	ug/L	MW-1S	4	2.000	0.000	1.176	2.000	2.000	4.000	
Beryllium, Total	ug/L	MW-2S	4	0.100	0.000	1.176	0.100	0.100	4.000	
Beryllium, Total	ug/L	MW-3S	4	2.000	0.000	1.176	2.000	2.000	4.000	
Beryllium, Total	ug/L	MW-4S	4	2.000	0.000	1.176	2.000	2.000	4.000	
Beryllium, Total	ug/L	MW-5S	4	2.000	0.000	1.176	2.000	2.000	4.000	
Beryllium, Total	ug/L	MW-6S	4	2.000	0.000	1.176	2.000	2.000	4.000	
Beryllium, Total	ug/L	MW-7S	4	2.000	0.000	1.176	2.000	2.000	4.000	
Beryllium, Total	ug/L	MW-8S	4	2.000	0.000	1.176	2.000	2.000	4.000	
Beryllium, Total	ug/L	MW-9S	4	2.000	0.000	1.176	2.000	2.000	4.000	
Cadmium, Total	ug/L	MW-10S	4	1.000	0.000	1.176	1.000	1.000	5.000	
Cadmium, Total	ug/L	MW-11S	4	1.000	0.000	1.176	1.000	1.000	5.000	
Cadmium, Total	ug/L	MW-12S	4	1.000	0.000	1.176	1.000	1.000	5.000	
Cadmium, Total	ug/L	MW-13S	4	1.000	0.000	1.176	1.000	1.000	5.000	
Cadmium, Total	ug/L	MW-1S	4	1.000	0.000	1.176	1.000	1.000	5.000	
Cadmium, Total	ug/L	MW-2S	4	1.000	0.000	1.176	1.000	1.000	5.000	
Cadmium, Total	ug/L	MW-3S	4	1.000	0.000	1.176	1.000	1.000	5.000	
Cadmium, Total	ug/L	MW-4S	4	1.000	0.000	1.176	1.000	1.000	5.000	
Cadmium, Total	ug/L	MW-5S	4	1.000	0.000	1.176	1.000	1.000	5.000	
Cadmium, Total	ug/L	MW-6S	4	1.000	0.000	1.176	1.000	1.000	5.000	
Cadmium, Total	ug/L	MW-7S	4	1.000	0.000	1.176	1.000	1.000	5.000	
Cadmium, Total	ug/L	MW-8S	4	1.000	0.000	1.176	1.000	1.000	5.000	

* - Insufficient Data
 ** - Significant Exceedance
 LCL = Lower Confidence Limit
 UCL = Upper Confidence Limit

Table 1

Confidence Intervals for Comparing the Mean of the Last 4 Measurements to an Assessment Monitoring Standard

Constituent	Units	Well	N	Mean	SD	Factor	95% LCL	95% UCL	Standard	Trend
Cadmium, Total	ug/L	MW-9S	4	1.000	0.000	1.176	1.000	1.000	5.000	
Chromium, Total	ug/L	MW-10S	4	5.000	0.000	1.176	5.000	5.000	100.000	
Chromium, Total	ug/L	MW-11S	4	7.450	4.900	1.176	1.686	13.214	100.000	
Chromium, Total	ug/L	MW-12S	4	5.000	0.000	1.176	5.000	5.000	100.000	
Chromium, Total	ug/L	MW-13S	4	5.000	0.000	1.176	5.000	5.000	100.000	
Chromium, Total	ug/L	MW-1S	4	5.000	0.000	1.176	5.000	5.000	100.000	
Chromium, Total	ug/L	MW-2S	4	5.000	0.000	1.176	5.000	5.000	100.000	
Chromium, Total	ug/L	MW-3S	4	5.000	0.000	1.176	5.000	5.000	100.000	
Chromium, Total	ug/L	MW-4S	4	5.000	0.000	1.176	5.000	5.000	100.000	
Chromium, Total	ug/L	MW-5S	4	5.000	0.000	1.176	5.000	5.000	100.000	
Chromium, Total	ug/L	MW-6S	4	5.000	0.000	1.176	5.000	5.000	100.000	
Chromium, Total	ug/L	MW-7S	4	5.000	0.000	1.176	5.000	5.000	100.000	
Chromium, Total	ug/L	MW-8S	4	5.000	0.000	1.176	5.000	5.000	100.000	
Chromium, Total	ug/L	MW-9S	4	5.000	0.000	1.176	5.000	5.000	100.000	
Cobalt, Total	ug/L	MW-10S	4	0.500	0.000	1.176	0.500	0.500	6.000	
Cobalt, Total	ug/L	MW-11S	4	3.100	1.200	1.176	1.688	4.512	6.000	
Cobalt, Total	ug/L	MW-12S	4	2.500	0.000	1.176	2.500	2.500	6.000	
Cobalt, Total	ug/L	MW-13S	4	0.500	0.000	1.176	0.500	0.500	6.000	
Cobalt, Total	ug/L	MW-1S	4	0.500	0.000	1.176	0.500	0.500	6.000	
Cobalt, Total	ug/L	MW-2S	4	0.500	0.000	1.176	0.500	0.500	6.000	
Cobalt, Total	ug/L	MW-3S	4	2.500	0.000	1.176	2.500	2.500	6.000	
Cobalt, Total	ug/L	MW-4S	4	2.150	0.700	1.176	1.327	2.973	6.000	
Cobalt, Total	ug/L	MW-5S	4	1.875	0.723	1.176	1.025	2.725	6.000	
Cobalt, Total	ug/L	MW-6S	4	1.700	0.183	1.176	1.485	1.915	6.000	
Cobalt, Total	ug/L	MW-7S	4	2.250	0.500	1.176	1.662	2.838	6.000	
Cobalt, Total	ug/L	MW-8S	4	2.850	0.700	1.176	2.027	3.673	6.000	
Cobalt, Total	ug/L	MW-9S	4	2.500	0.000	1.176	2.500	2.500	6.000	
Fluoride	mg/L	MW-10S	4	2.650	0.238	1.176	2.370	2.930	4.000	
Fluoride	mg/L	MW-11S	4	1.575	0.206	1.176	1.333	1.817	4.000	
Fluoride	mg/L	MW-12S	4	1.875	0.150	1.176	1.699	2.051	4.000	inc
Fluoride	mg/L	MW-13S	4	0.945	0.113	1.176	0.812	1.078	4.000	inc
Fluoride	mg/L	MW-1S	4	0.358	0.102	1.176	0.237	0.478	4.000	

* - Insufficient Data
 ** - Significant Exceedance
 LCL = Lower Confidence Limit
 UCL = Upper Confidence Limit

Table 1

Confidence Intervals for Comparing the Mean of the Last 4 Measurements to an Assessment Monitoring Standard

Constituent	Units	Well	N	Mean	SD	Factor	95% LCL	95% UCL	Standard	Trend	
Fluoride	mg/L	MW-2S	4	0.410	0.092	1.176	0.302	0.518	4.000	dec	
Fluoride	mg/L	MW-3S	4	0.143	0.068	1.176	0.063	0.222	4.000	dec	
Fluoride	mg/L	MW-4S	4	0.063	0.025	1.176	0.033	0.092	4.000		
Fluoride	mg/L	MW-5S	4	1.725	0.171	1.176	1.524	1.926	4.000	dec	
Fluoride	mg/L	MW-6S	4	1.325	0.126	1.176	1.177	1.473	4.000	inc	
Fluoride	mg/L	MW-7S	4	0.578	0.101	1.176	0.458	0.697	4.000	inc	
Fluoride	mg/L	MW-8S	4	0.095	0.054	1.176	0.031	0.159	4.000	dec	
Fluoride	mg/L	MW-9S	4	0.118	0.081	1.176	0.023	0.212	4.000		
Lead, Total	ug/L	MW-10S	4	5.000	0.000	1.176	5.000	5.000	15.000		
Lead, Total	ug/L	MW-11S	4	5.000	0.000	1.176	5.000	5.000	15.000		
Lead, Total	ug/L	MW-12S	4	5.000	0.000	1.176	5.000	5.000	15.000		
Lead, Total	ug/L	MW-13S	4	5.000	0.000	1.176	5.000	5.000	15.000		
Lead, Total	ug/L	MW-1S	4	5.000	0.000	1.176	5.000	5.000	15.000		
Lead, Total	ug/L	MW-2S	4	5.000	0.000	1.176	5.000	5.000	15.000		
Lead, Total	ug/L	MW-3S	4	5.000	0.000	1.176	5.000	5.000	15.000		
Lead, Total	ug/L	MW-4S	4	5.000	0.000	1.176	5.000	5.000	15.000		
Lead, Total	ug/L	MW-5S	4	5.000	0.000	1.176	5.000	5.000	15.000		
Lead, Total	ug/L	MW-6S	4	5.000	0.000	1.176	5.000	5.000	15.000		
Lead, Total	ug/L	MW-7S	4	5.000	0.000	1.176	5.000	5.000	15.000		
Lead, Total	ug/L	MW-8S	4	5.000	0.000	1.176	5.000	5.000	15.000		
Lead, Total	ug/L	MW-9S	4	5.000	0.000	1.176	5.000	5.000	15.000		
Lithium, Total	ug/L	MW-10S	4	43.100	8.489	1.176	33.115	53.085	40.000		
Lithium, Total	ug/L	MW-11S	4	13.775	7.550	1.176	4.894	22.656	40.000		
Lithium, Total	ug/L	MW-12S	4	80.775	13.167	1.176	65.287	96.263	40.000	dec	**
Lithium, Total	ug/L	MW-13S	4	65.250	5.377	1.176	58.925	71.575	40.000	dec	**
Lithium, Total	ug/L	MW-1S	4	10.000	0.000	1.176	10.000	10.000	40.000		
Lithium, Total	ug/L	MW-2S	4	12.900	5.800	1.176	6.078	19.722	40.000	dec	
Lithium, Total	ug/L	MW-3S	4	10.000	0.000	1.176	10.000	10.000	40.000		
Lithium, Total	ug/L	MW-4S	4	13.350	6.700	1.176	5.469	21.231	40.000		
Lithium, Total	ug/L	MW-5S	4	44.900	1.965	1.176	42.589	47.211	40.000	dec	**
Lithium, Total	ug/L	MW-6S	4	63.875	11.088	1.176	50.832	76.918	40.000	dec	**
Lithium, Total	ug/L	MW-7S	4	85.250	2.409	1.176	82.416	88.084	40.000	dec	**

* - Insufficient Data
 ** - Significant Exceedance
 LCL = Lower Confidence Limit
 UCL = Upper Confidence Limit

Table 1

Confidence Intervals for Comparing the Mean of the Last 4 Measurements to an Assessment Monitoring Standard

Constituent	Units	Well	N	Mean	SD	Factor	95% LCL	95% UCL	Standard	Trend	
Lithium, Total	ug/L	MW-8S	4	132.500	28.490	1.176	98.988	166.012	40.000		**
Lithium, Total	ug/L	MW-9S	4	79.600	9.506	1.176	68.418	90.782	40.000		**
Mercury	ug/L	MW-10S	4	1.000	0.000	1.176	1.000	1.000	2.000		
Mercury	ug/L	MW-11S	4	1.000	0.000	1.176	1.000	1.000	2.000		
Mercury	ug/L	MW-12S	4	1.000	0.000	1.176	1.000	1.000	2.000		
Mercury	ug/L	MW-13S	4	1.000	0.000	1.176	1.000	1.000	2.000		
Mercury	ug/L	MW-1S	4	1.000	0.000	1.176	1.000	1.000	2.000		
Mercury	ug/L	MW-2S	4	1.000	0.000	1.176	1.000	1.000	2.000		
Mercury	ug/L	MW-3S	4	1.000	0.000	1.176	1.000	1.000	2.000		
Mercury	ug/L	MW-4S	4	1.000	0.000	1.176	1.000	1.000	2.000		
Mercury	ug/L	MW-5S	4	1.000	0.000	1.176	1.000	1.000	2.000		
Mercury	ug/L	MW-6S	4	1.000	0.000	1.176	1.000	1.000	2.000		
Mercury	ug/L	MW-7S	4	1.000	0.000	1.176	1.000	1.000	2.000		
Mercury	ug/L	MW-8S	4	1.000	0.000	1.176	1.000	1.000	2.000		
Mercury	ug/L	MW-9S	4	1.000	0.000	1.176	1.000	1.000	2.000		
Molybdenum, Total	ug/L	MW-10S	4	69.500	3.185	1.176	65.753	73.247	100.000	dec	
Molybdenum, Total	ug/L	MW-11S	4	77.500	3.681	1.176	73.170	81.830	100.000		
Molybdenum, Total	ug/L	MW-12S	4	164.000	39.564	1.176	117.461	210.539	100.000		**
Molybdenum, Total	ug/L	MW-13S	4	586.500	70.543	1.176	503.521	669.479	100.000		**
Molybdenum, Total	ug/L	MW-1S	4	24.400	3.977	1.176	19.721	29.079	100.000	dec	
Molybdenum, Total	ug/L	MW-2S	4	27.325	11.096	1.176	14.273	40.377	100.000	dec	
Molybdenum, Total	ug/L	MW-3S	4	39.075	5.985	1.176	32.035	46.115	100.000	dec	
Molybdenum, Total	ug/L	MW-4S	4	5.000	0.000	1.176	5.000	5.000	100.000		
Molybdenum, Total	ug/L	MW-5S	4	124.275	24.862	1.176	95.031	153.519	100.000	dec	
Molybdenum, Total	ug/L	MW-6S	4	190.750	30.170	1.176	155.261	226.239	100.000		**
Molybdenum, Total	ug/L	MW-7S	4	622.000	40.058	1.176	574.880	669.120	100.000	inc	**
Molybdenum, Total	ug/L	MW-8S	4	293.750	98.794	1.176	177.540	409.960	100.000		**
Molybdenum, Total	ug/L	MW-9S	4	127.825	49.893	1.176	69.137	186.513	100.000	dec	
Selenium, Total	ug/L	MW-10S	4	0.500	0.000	1.176	0.500	0.500	50.000		
Selenium, Total	ug/L	MW-11S	4	1.025	0.050	1.176	0.966	1.084	50.000		
Selenium, Total	ug/L	MW-12S	4	11.750	10.065	1.176	0.000	23.590	50.000		
Selenium, Total	ug/L	MW-13S	4	0.500	0.000	1.176	0.500	0.500	50.000		

* - Insufficient Data
 ** - Significant Exceedance
 LCL = Lower Confidence Limit
 UCL = Upper Confidence Limit

Table 1

Confidence Intervals for Comparing the Mean of the Last 4 Measurements to an Assessment Monitoring Standard

Constituent	Units	Well	N	Mean	SD	Factor	95% LCL	95% UCL	Standard	Trend
Selenium, Total	ug/L	MW-1S	4	0.500	0.000	1.176	0.500	0.500	50.000	
Selenium, Total	ug/L	MW-2S	4	0.500	0.000	1.176	0.500	0.500	50.000	
Selenium, Total	ug/L	MW-3S	4	10.250	11.287	1.176	0.000	23.526	50.000	
Selenium, Total	ug/L	MW-4S	4	48.275	48.713	1.176	0.000	105.576	50.000	
Selenium, Total	ug/L	MW-5S	4	0.500	0.000	1.176	0.500	0.500	50.000	
Selenium, Total	ug/L	MW-6S	4	4.825	0.903	1.176	3.763	5.887	50.000	
Selenium, Total	ug/L	MW-7S	4	0.500	0.000	1.176	0.500	0.500	50.000	
Selenium, Total	ug/L	MW-8S	4	3.400	1.992	1.176	1.057	5.743	50.000	
Selenium, Total	ug/L	MW-9S	4	50.975	53.600	1.176	0.000	114.025	50.000	
Thallium, Total	ug/L	MW-10S	4	0.500	0.000	1.176	0.500	0.500	2.000	
Thallium, Total	ug/L	MW-11S	4	1.000	0.000	1.176	1.000	1.000	2.000	
Thallium, Total	ug/L	MW-12S	4	1.000	0.000	1.176	1.000	1.000	2.000	
Thallium, Total	ug/L	MW-13S	4	1.000	0.000	1.176	1.000	1.000	2.000	
Thallium, Total	ug/L	MW-1S	4	1.000	0.000	1.176	1.000	1.000	2.000	
Thallium, Total	ug/L	MW-2S	4	0.500	0.000	1.176	0.500	0.500	2.000	
Thallium, Total	ug/L	MW-3S	4	1.000	0.000	1.176	1.000	1.000	2.000	
Thallium, Total	ug/L	MW-4S	4	1.000	0.000	1.176	1.000	1.000	2.000	
Thallium, Total	ug/L	MW-5S	4	1.000	0.000	1.176	1.000	1.000	2.000	
Thallium, Total	ug/L	MW-6S	4	1.000	0.000	1.176	1.000	1.000	2.000	
Thallium, Total	ug/L	MW-7S	4	1.000	0.000	1.176	1.000	1.000	2.000	
Thallium, Total	ug/L	MW-8S	4	1.000	0.000	1.176	1.000	1.000	2.000	
Thallium, Total	ug/L	MW-9S	4	1.000	0.000	1.176	1.000	1.000	2.000	
Total Radium	pCi/L	MW-10S	4	1.124	0.177	1.176	0.916	1.332	5.000	
Total Radium	pCi/L	MW-11S	4	1.088	0.252	1.176	0.791	1.384	5.000	
Total Radium	pCi/L	MW-12S	4	1.172	0.424	1.176	0.673	1.670	5.000	
Total Radium	pCi/L	MW-13S	4	1.463	0.488	1.176	0.889	2.036	5.000	
Total Radium	pCi/L	MW-1S	4	1.889	1.184	1.176	0.496	3.282	5.000	
Total Radium	pCi/L	MW-2S	4	1.947	0.940	1.176	0.841	3.052	5.000	
Total Radium	pCi/L	MW-3S	4	0.722	0.127	1.176	0.572	0.871	5.000	
Total Radium	pCi/L	MW-4S	4	0.948	0.235	1.176	0.671	1.224	5.000	
Total Radium	pCi/L	MW-5S	4	1.138	0.156	1.176	0.954	1.321	5.000	
Total Radium	pCi/L	MW-6S	4	0.850	0.000	1.176	0.850	0.850	5.000	

* - Insufficient Data
 ** - Significant Exceedance
 LCL = Lower Confidence Limit
 UCL = Upper Confidence Limit

Table 1

Confidence Intervals for Comparing the Mean of the Last 4 Measurements to an Assessment Monitoring Standard

Constituent	Units	Well	N	Mean	SD	Factor	95% LCL	95% UCL	Standard	Trend
Total Radium	pCi/L	MW-7S	4	1.169	0.319	1.176	0.794	1.543	5.000	
Total Radium	pCi/L	MW-8S	4	0.805	0.140	1.176	0.640	0.970	5.000	
Total Radium	pCi/L	MW-9S	4	1.277	0.464	1.176	0.732	1.823	5.000	

* - Insufficient Data

** - Significant Exceedance

LCL = Lower Confidence Limit

UCL = Upper Confidence Limit

Table 1

Confidence Intervals for Comparing the Mean of the Last 15 Measurements to an Assessment Monitoring Standard

Constituent	Units	Well	N	Mean	SD	Factor	95% LCL	95% UCL	Standard	Trend	
Antimony, Total	ug/L	MW-10S	10	0.500	0.000	0.580	0.500	0.500	6.000		
Antimony, Total	ug/L	MW-11S	15	0.500	0.000	0.455	0.500	0.500	6.000		
Antimony, Total	ug/L	MW-12S	14	3.321	1.386	0.473	2.665	3.977	6.000		
Antimony, Total	ug/L	MW-13S	15	0.500	0.000	0.455	0.500	0.500	6.000		
Antimony, Total	ug/L	MW-1S	8	1.875	2.145	0.670	0.438	3.312	6.000		
Antimony, Total	ug/L	MW-2S	15	0.500	0.000	0.455	0.500	0.500	6.000		**
Antimony, Total	ug/L	MW-3S	15	7.813	1.474	0.455	7.143	8.483	6.000		**
Antimony, Total	ug/L	MW-4S	14	3.000	0.000	0.473	3.000	3.000	6.000		
Antimony, Total	ug/L	MW-5S	8	0.500	0.000	0.670	0.500	0.500	6.000		
Antimony, Total	ug/L	MW-6S	8	0.588	0.247	0.670	0.422	0.753	6.000		
Antimony, Total	ug/L	MW-7S	15	0.500	0.000	0.455	0.500	0.500	6.000		
Antimony, Total	ug/L	MW-8S	15	0.500	0.000	0.455	0.500	0.500	6.000		
Antimony, Total	ug/L	MW-9S	12	11.233	2.363	0.518	10.009	12.458	6.000	dec	**
Arsenic, Total	ug/L	MW-10S	10	388.600	41.385	0.580	364.615	412.585	10.000		**
Arsenic, Total	ug/L	MW-11S	15	5.393	3.702	0.455	3.710	7.076	10.000		**
Arsenic, Total	ug/L	MW-12S	14	30.471	16.434	0.473	22.695	38.248	10.000	inc	**
Arsenic, Total	ug/L	MW-13S	15	360.667	44.960	0.455	340.225	381.109	10.000	dec	**
Arsenic, Total	ug/L	MW-1S	8	18.125	14.650	0.670	8.313	27.937	10.000		**
Arsenic, Total	ug/L	MW-2S	15	16.880	6.394	0.455	13.973	19.787	10.000		**
Arsenic, Total	ug/L	MW-3S	15	3.447	1.738	0.455	2.657	4.237	10.000		
Arsenic, Total	ug/L	MW-4S	14	4.329	1.420	0.473	3.656	5.001	10.000		
Arsenic, Total	ug/L	MW-5S	8	0.500	0.000	0.670	0.500	0.500	10.000		
Arsenic, Total	ug/L	MW-6S	8	16.688	10.302	0.670	9.787	23.588	10.000		
Arsenic, Total	ug/L	MW-7S	15	378.533	37.133	0.455	361.650	395.417	10.000		**
Arsenic, Total	ug/L	MW-8S	15	0.500	0.000	0.455	0.500	0.500	10.000		
Arsenic, Total	ug/L	MW-9S	12	4.708	1.010	0.518	4.185	5.232	10.000		
Barium, Total	ug/L	MW-10S	10	62.810	16.991	0.580	52.963	72.657	2000.000		
Barium, Total	ug/L	MW-11S	15	126.560	80.060	0.455	90.159	162.961	2000.000		
Barium, Total	ug/L	MW-12S	14	34.300	3.891	0.473	32.459	36.141	2000.000		
Barium, Total	ug/L	MW-13S	15	37.707	8.511	0.455	33.837	41.576	2000.000		
Barium, Total	ug/L	MW-1S	8	87.838	32.435	0.670	66.112	109.563	2000.000		
Barium, Total	ug/L	MW-2S	15	131.153	46.003	0.455	110.237	152.070	2000.000	dec	

* - Insufficient Data
 ** - Significant Exceedance
 LCL = Lower Confidence Limit
 UCL = Upper Confidence Limit

Table 1

Confidence Intervals for Comparing the Mean of the Last 15 Measurements to an Assessment Monitoring Standard

Constituent	Units	Well	N	Mean	SD	Factor	95% LCL	95% UCL	Standard	Trend
Barium, Total	ug/L	MW-3S	15	46.407	12.327	0.455	40.802	52.012	2000.000	
Barium, Total	ug/L	MW-4S	14	98.786	28.419	0.473	85.338	112.233	2000.000	
Barium, Total	ug/L	MW-5S	8	30.963	5.274	0.670	27.430	34.495	2000.000	
Barium, Total	ug/L	MW-6S	8	118.800	16.403	0.670	107.813	129.787	2000.000	
Barium, Total	ug/L	MW-7S	15	47.453	10.990	0.455	42.457	52.450	2000.000	dec
Barium, Total	ug/L	MW-8S	15	40.707	14.159	0.455	34.269	47.144	2000.000	
Barium, Total	ug/L	MW-9S	12	44.692	7.862	0.518	40.617	48.766	2000.000	inc
Beryllium, Total	ug/L	MW-10S	7	0.100	0.000	0.734	0.100	0.100	4.000	
Beryllium, Total	ug/L	MW-11S	14	1.794	0.527	0.473	1.545	2.043	4.000	
Beryllium, Total	ug/L	MW-12S	12	2.000	0.000	0.518	2.000	2.000	4.000	
Beryllium, Total	ug/L	MW-13S	14	2.000	0.000	0.473	2.000	2.000	4.000	
Beryllium, Total	ug/L	MW-1S	6	0.100	0.000	0.822	0.100	0.100	4.000	
Beryllium, Total	ug/L	MW-2S	12	0.100	0.000	0.518	0.100	0.100	4.000	
Beryllium, Total	ug/L	MW-3S	14	2.000	0.000	0.473	2.000	2.000	4.000	
Beryllium, Total	ug/L	MW-4S	12	2.000	0.000	0.518	2.000	2.000	4.000	
Beryllium, Total	ug/L	MW-5S	5	0.100	0.000	0.953	0.100	0.100	4.000	
Beryllium, Total	ug/L	MW-6S	5	0.100	0.000	0.953	0.100	0.100	4.000	
Beryllium, Total	ug/L	MW-7S	14	2.000	0.000	0.473	2.000	2.000	4.000	
Beryllium, Total	ug/L	MW-8S	14	2.000	0.000	0.473	2.000	2.000	4.000	
Beryllium, Total	ug/L	MW-9S	11	2.000	0.000	0.546	2.000	2.000	4.000	
Cadmium, Total	ug/L	MW-10S	8	1.000	0.000	0.670	1.000	1.000	5.000	
Cadmium, Total	ug/L	MW-11S	15	1.000	0.000	0.455	1.000	1.000	5.000	
Cadmium, Total	ug/L	MW-12S	12	1.000	0.000	0.518	1.000	1.000	5.000	
Cadmium, Total	ug/L	MW-13S	15	1.000	0.000	0.455	1.000	1.000	5.000	
Cadmium, Total	ug/L	MW-1S	7	1.000	0.000	0.734	1.000	1.000	5.000	
Cadmium, Total	ug/L	MW-2S	13	1.000	0.000	0.494	1.000	1.000	5.000	
Cadmium, Total	ug/L	MW-3S	14	1.000	0.000	0.473	1.000	1.000	5.000	
Cadmium, Total	ug/L	MW-4S	12	1.000	0.000	0.518	1.000	1.000	5.000	
Cadmium, Total	ug/L	MW-5S	6	1.000	0.000	0.822	1.000	1.000	5.000	
Cadmium, Total	ug/L	MW-6S	6	1.000	0.000	0.822	1.000	1.000	5.000	
Cadmium, Total	ug/L	MW-7S	15	1.000	0.000	0.455	1.000	1.000	5.000	
Cadmium, Total	ug/L	MW-8S	15	1.000	0.000	0.455	1.000	1.000	5.000	

* - Insufficient Data
 ** - Significant Exceedance
 LCL = Lower Confidence Limit
 UCL = Upper Confidence Limit

Table 1

Confidence Intervals for Comparing the Mean of the Last 15 Measurements to an Assessment Monitoring Standard

Constituent	Units	Well	N	Mean	SD	Factor	95% LCL	95% UCL	Standard	Trend
Cadmium, Total	ug/L	MW-9S	10	1.000	0.000	0.580	1.000	1.000	5.000	
Chromium, Total	ug/L	MW-10S	10	5.000	0.000	0.580	5.000	5.000	100.000	
Chromium, Total	ug/L	MW-11S	15	10.160	9.108	0.455	6.019	14.301	100.000	
Chromium, Total	ug/L	MW-12S	14	5.000	0.000	0.473	5.000	5.000	100.000	
Chromium, Total	ug/L	MW-13S	15	5.500	1.936	0.455	4.620	6.380	100.000	
Chromium, Total	ug/L	MW-1S	8	5.000	0.000	0.670	5.000	5.000	100.000	
Chromium, Total	ug/L	MW-2S	15	5.340	1.317	0.455	4.741	5.939	100.000	
Chromium, Total	ug/L	MW-3S	15	5.000	0.000	0.455	5.000	5.000	100.000	
Chromium, Total	ug/L	MW-4S	14	5.000	0.000	0.473	5.000	5.000	100.000	
Chromium, Total	ug/L	MW-5S	8	5.000	0.000	0.670	5.000	5.000	100.000	
Chromium, Total	ug/L	MW-6S	8	5.000	0.000	0.670	5.000	5.000	100.000	
Chromium, Total	ug/L	MW-7S	15	5.000	0.000	0.455	5.000	5.000	100.000	
Chromium, Total	ug/L	MW-8S	15	5.000	0.000	0.455	5.000	5.000	100.000	
Chromium, Total	ug/L	MW-9S	12	5.000	0.000	0.518	5.000	5.000	100.000	
Cobalt, Total	ug/L	MW-10S	9	0.578	0.233	0.620	0.433	0.722	6.000	
Cobalt, Total	ug/L	MW-11S	15	3.740	2.853	0.455	2.443	5.037	6.000	
Cobalt, Total	ug/L	MW-12S	13	2.500	0.000	0.494	2.500	2.500	6.000	
Cobalt, Total	ug/L	MW-13S	15	0.500	0.000	0.455	0.500	0.500	6.000	
Cobalt, Total	ug/L	MW-1S	8	0.500	0.000	0.670	0.500	0.500	6.000	
Cobalt, Total	ug/L	MW-2S	14	0.557	0.214	0.473	0.456	0.658	6.000	
Cobalt, Total	ug/L	MW-3S	15	2.500	0.000	0.455	2.500	2.500	6.000	
Cobalt, Total	ug/L	MW-4S	13	2.392	0.388	0.494	2.200	2.584	6.000	
Cobalt, Total	ug/L	MW-5S	7	0.886	0.372	0.734	0.613	1.159	6.000	
Cobalt, Total	ug/L	MW-6S	7	1.614	0.576	0.734	1.192	2.037	6.000	
Cobalt, Total	ug/L	MW-7S	15	2.280	0.466	0.455	2.068	2.492	6.000	
Cobalt, Total	ug/L	MW-8S	15	2.593	0.361	0.455	2.429	2.758	6.000	
Cobalt, Total	ug/L	MW-9S	11	2.500	0.000	0.546	2.500	2.500	6.000	
Fluoride	mg/L	MW-10S	10	2.450	0.295	0.580	2.279	2.621	4.000	
Fluoride	mg/L	MW-11S	15	1.527	0.122	0.455	1.471	1.582	4.000	
Fluoride	mg/L	MW-12S	15	1.093	0.687	0.455	0.781	1.405	4.000	inc
Fluoride	mg/L	MW-13S	15	0.808	0.156	0.455	0.737	0.879	4.000	inc
Fluoride	mg/L	MW-1S	8	0.382	0.085	0.670	0.325	0.440	4.000	

* - Insufficient Data
 ** - Significant Exceedance
 LCL = Lower Confidence Limit
 UCL = Upper Confidence Limit

Table 1

Confidence Intervals for Comparing the Mean of the Last 15 Measurements to an Assessment Monitoring Standard

Constituent	Units	Well	N	Mean	SD	Factor	95% LCL	95% UCL	Standard	Trend	
Fluoride	mg/L	MW-2S	15	1.037	0.657	0.455	0.739	1.336	4.000	dec	
Fluoride	mg/L	MW-3S	15	0.541	0.410	0.455	0.354	0.727	4.000	dec	
Fluoride	mg/L	MW-4S	15	0.097	0.030	0.455	0.084	0.111	4.000		
Fluoride	mg/L	MW-5S	8	2.138	0.498	0.670	1.804	2.471	4.000	dec	
Fluoride	mg/L	MW-6S	8	1.181	0.295	0.670	0.984	1.379	4.000		
Fluoride	mg/L	MW-7S	15	0.475	0.101	0.455	0.429	0.521	4.000	inc	
Fluoride	mg/L	MW-8S	15	0.133	0.049	0.455	0.111	0.156	4.000	dec	
Fluoride	mg/L	MW-9S	13	0.082	0.055	0.494	0.055	0.110	4.000		
Lead, Total	ug/L	MW-10S	9	5.000	0.000	0.620	5.000	5.000	15.000		
Lead, Total	ug/L	MW-11S	15	6.227	3.269	0.455	4.740	7.713	15.000		
Lead, Total	ug/L	MW-12S	13	5.000	0.000	0.494	5.000	5.000	15.000		
Lead, Total	ug/L	MW-13S	15	5.000	0.000	0.455	5.000	5.000	15.000		
Lead, Total	ug/L	MW-1S	8	5.000	0.000	0.670	5.000	5.000	15.000		
Lead, Total	ug/L	MW-2S	14	5.000	0.000	0.473	5.000	5.000	15.000		
Lead, Total	ug/L	MW-3S	15	5.000	0.000	0.455	5.000	5.000	15.000		
Lead, Total	ug/L	MW-4S	13	5.000	0.000	0.494	5.000	5.000	15.000		
Lead, Total	ug/L	MW-5S	7	5.000	0.000	0.734	5.000	5.000	15.000		
Lead, Total	ug/L	MW-6S	7	5.000	0.000	0.734	5.000	5.000	15.000		
Lead, Total	ug/L	MW-7S	15	5.000	0.000	0.455	5.000	5.000	15.000		
Lead, Total	ug/L	MW-8S	15	5.000	0.000	0.455	5.000	5.000	15.000		
Lead, Total	ug/L	MW-9S	11	5.000	0.000	0.546	5.000	5.000	15.000		
Lithium, Total	ug/L	MW-10S	10	54.430	12.911	0.580	46.948	61.912	40.000		**
Lithium, Total	ug/L	MW-11S	15	15.807	10.954	0.455	10.826	20.787	40.000		
Lithium, Total	ug/L	MW-12S	14	135.650	45.385	0.473	114.175	157.125	40.000	dec	**
Lithium, Total	ug/L	MW-13S	15	93.180	28.260	0.455	80.331	106.029	40.000	dec	**
Lithium, Total	ug/L	MW-1S	8	11.713	4.844	0.670	8.468	14.957	40.000		
Lithium, Total	ug/L	MW-2S	15	36.000	28.753	0.455	22.927	49.073	40.000	dec	
Lithium, Total	ug/L	MW-3S	15	13.060	6.370	0.455	10.164	15.956	40.000		
Lithium, Total	ug/L	MW-4S	14	15.293	6.439	0.473	12.246	18.339	40.000		
Lithium, Total	ug/L	MW-5S	8	48.613	6.535	0.670	44.235	52.990	40.000		**
Lithium, Total	ug/L	MW-6S	8	72.163	21.047	0.670	58.065	86.260	40.000		**
Lithium, Total	ug/L	MW-7S	15	103.200	21.133	0.455	93.592	112.808	40.000	dec	**

* - Insufficient Data
 ** - Significant Exceedance
 LCL = Lower Confidence Limit
 UCL = Upper Confidence Limit

Table 1

Confidence Intervals for Comparing the Mean of the Last 15 Measurements to an Assessment Monitoring Standard

Constituent	Units	Well	N	Mean	SD	Factor	95% LCL	95% UCL	Standard	Trend	
Lithium, Total	ug/L	MW-8S	15	140.653	35.187	0.455	124.655	156.652	40.000		**
Lithium, Total	ug/L	MW-9S	12	93.075	14.953	0.518	85.326	100.824	40.000		**
Mercury	ug/L	MW-10S	6	1.000	0.000	0.822	1.000	1.000	2.000		
Mercury	ug/L	MW-11S	13	1.000	0.000	0.494	1.000	1.000	2.000		
Mercury	ug/L	MW-12S	11	1.000	0.000	0.546	1.000	1.000	2.000		
Mercury	ug/L	MW-13S	13	1.000	0.000	0.494	1.000	1.000	2.000		
Mercury	ug/L	MW-1S	5	1.000	0.000	0.953	1.000	1.000	2.000		
Mercury	ug/L	MW-2S	11	1.000	0.000	0.546	1.000	1.000	2.000		
Mercury	ug/L	MW-3S	13	1.000	0.000	0.494	1.000	1.000	2.000		
Mercury	ug/L	MW-4S	11	1.000	0.000	0.546	1.000	1.000	2.000		
Mercury	ug/L	MW-5S	4	0.100	0.000	1.176	0.100	0.100	2.000		
Mercury	ug/L	MW-6S	4	1.000	0.000	1.176	1.000	1.000	2.000		
Mercury	ug/L	MW-7S	13	1.000	0.000	0.494	1.000	1.000	2.000		
Mercury	ug/L	MW-8S	13	1.000	0.000	0.494	1.000	1.000	2.000		
Mercury	ug/L	MW-9S	10	1.000	0.000	0.580	1.000	1.000	2.000		
Molybdenum, Total	ug/L	MW-10S	10	87.990	23.427	0.580	74.413	101.567	100.000	dec	
Molybdenum, Total	ug/L	MW-11S	15	77.993	3.966	0.455	76.190	79.797	100.000		**
Molybdenum, Total	ug/L	MW-12S	14	239.143	55.585	0.473	212.841	265.444	100.000		**
Molybdenum, Total	ug/L	MW-13S	15	628.600	120.717	0.455	573.713	683.487	100.000		**
Molybdenum, Total	ug/L	MW-1S	8	29.950	9.764	0.670	23.410	36.490	100.000		
Molybdenum, Total	ug/L	MW-2S	15	84.247	69.038	0.455	52.857	115.637	100.000	dec	
Molybdenum, Total	ug/L	MW-3S	15	60.807	22.474	0.455	50.588	71.025	100.000	dec	
Molybdenum, Total	ug/L	MW-4S	14	5.000	0.000	0.473	5.000	5.000	100.000		
Molybdenum, Total	ug/L	MW-5S	8	172.763	57.794	0.670	134.051	211.474	100.000	dec	**
Molybdenum, Total	ug/L	MW-6S	8	167.825	50.342	0.670	134.105	201.545	100.000		**
Molybdenum, Total	ug/L	MW-7S	15	556.667	94.481	0.455	513.709	599.625	100.000	inc	**
Molybdenum, Total	ug/L	MW-8S	15	331.600	112.194	0.455	280.589	382.611	100.000		**
Molybdenum, Total	ug/L	MW-9S	12	237.442	121.688	0.518	174.382	300.501	100.000	dec	**
Selenium, Total	ug/L	MW-10S	10	0.500	0.000	0.580	0.500	0.500	50.000		
Selenium, Total	ug/L	MW-11S	15	1.007	0.026	0.455	0.995	1.018	50.000		
Selenium, Total	ug/L	MW-12S	14	6.671	5.949	0.473	3.857	9.486	50.000		
Selenium, Total	ug/L	MW-13S	15	0.500	0.000	0.455	0.500	0.500	50.000		

* - Insufficient Data
 ** - Significant Exceedance
 LCL = Lower Confidence Limit
 UCL = Upper Confidence Limit

Table 1

Confidence Intervals for Comparing the Mean of the Last 15 Measurements to an Assessment Monitoring Standard

Constituent	Units	Well	N	Mean	SD	Factor	95% LCL	95% UCL	Standard	Trend
Selenium, Total	ug/L	MW-1S	8	0.500	0.000	0.670	0.500	0.500	50.000	
Selenium, Total	ug/L	MW-2S	15	0.500	0.000	0.455	0.500	0.500	50.000	
Selenium, Total	ug/L	MW-3S	15	7.940	6.589	0.455	4.944	10.936	50.000	
Selenium, Total	ug/L	MW-4S	14	30.536	27.699	0.473	17.429	43.642	50.000	
Selenium, Total	ug/L	MW-5S	8	0.500	0.000	0.670	0.500	0.500	50.000	
Selenium, Total	ug/L	MW-6S	8	2.838	1.973	0.670	1.516	4.159	50.000	
Selenium, Total	ug/L	MW-7S	15	0.500	0.000	0.455	0.500	0.500	50.000	
Selenium, Total	ug/L	MW-8S	15	4.173	1.469	0.455	3.505	4.841	50.000	
Selenium, Total	ug/L	MW-9S	12	32.075	50.595	0.518	5.857	58.293	50.000	
Thallium, Total	ug/L	MW-10S	6	0.500	0.000	0.822	0.500	0.500	2.000	
Thallium, Total	ug/L	MW-11S	13	1.000	0.000	0.494	1.000	1.000	2.000	
Thallium, Total	ug/L	MW-12S	11	1.000	0.000	0.546	1.000	1.000	2.000	
Thallium, Total	ug/L	MW-13S	13	1.000	0.000	0.494	1.000	1.000	2.000	
Thallium, Total	ug/L	MW-1S	5	0.500	0.000	0.953	0.500	0.500	2.000	
Thallium, Total	ug/L	MW-2S	11	0.500	0.000	0.546	0.500	0.500	2.000	
Thallium, Total	ug/L	MW-3S	13	1.000	0.000	0.494	1.000	1.000	2.000	
Thallium, Total	ug/L	MW-4S	11	1.000	0.000	0.546	1.000	1.000	2.000	
Thallium, Total	ug/L	MW-5S	4	0.500	0.000	1.176	0.500	0.500	2.000	
Thallium, Total	ug/L	MW-6S	4	0.500	0.000	1.176	0.500	0.500	2.000	
Thallium, Total	ug/L	MW-7S	13	1.000	0.000	0.494	1.000	1.000	2.000	
Thallium, Total	ug/L	MW-8S	13	1.000	0.000	0.494	1.000	1.000	2.000	
Thallium, Total	ug/L	MW-9S	10	1.000	0.000	0.580	1.000	1.000	2.000	
Total Radium	pCi/L	MW-10S	10	1.414	0.978	0.580	0.848	1.981	5.000	
Total Radium	pCi/L	MW-11S	15	1.287	0.563	0.455	1.031	1.543	5.000	
Total Radium	pCi/L	MW-12S	13	1.289	0.570	0.494	1.007	1.570	5.000	
Total Radium	pCi/L	MW-13S	15	1.428	0.426	0.455	1.234	1.621	5.000	
Total Radium	pCi/L	MW-1S	8	2.339	1.563	0.670	1.292	3.387	5.000	
Total Radium	pCi/L	MW-2S	15	1.874	0.984	0.455	1.427	2.322	5.000	
Total Radium	pCi/L	MW-3S	15	0.810	0.164	0.455	0.735	0.885	5.000	
Total Radium	pCi/L	MW-4S	14	0.990	0.307	0.473	0.844	1.135	5.000	
Total Radium	pCi/L	MW-5S	8	1.218	0.269	0.670	1.038	1.398	5.000	
Total Radium	pCi/L	MW-6S	8	1.101	0.490	0.670	0.772	1.429	5.000	

* - Insufficient Data
 ** - Significant Exceedance
 LCL = Lower Confidence Limit
 UCL = Upper Confidence Limit

Table 1

Confidence Intervals for Comparing the Mean of the Last 15 Measurements to an Assessment Monitoring Standard

Constituent	Units	Well	N	Mean	SD	Factor	95% LCL	95% UCL	Standard	Trend
Total Radium	pCi/L	MW-7S	15	1.483	0.441	0.455	1.282	1.683	5.000	
Total Radium	pCi/L	MW-8S	15	0.977	0.272	0.455	0.853	1.101	5.000	
Total Radium	pCi/L	MW-9S	11	1.156	0.303	0.546	0.990	1.321	5.000	

* - Insufficient Data

** - Significant Exceedance

LCL = Lower Confidence Limit

UCL = Upper Confidence Limit

Table 1

Confidence Intervals for Comparing the Mean of the Last 16 Measurements to an Assessment Monitoring Standard

Constituent	Units	Well	N	Mean	SD	Factor	95% LCL	95% UCL	Standard	Trend	
Antimony, Total	ug/L	MW-10S	10	0.500	0.000	0.580	0.500	0.500	6.000		
Antimony, Total	ug/L	MW-11S	16	0.500	0.000	0.438	0.500	0.500	6.000		
Antimony, Total	ug/L	MW-12S	14	3.321	1.386	0.473	2.665	3.977	6.000		
Antimony, Total	ug/L	MW-13S	16	0.500	0.000	0.438	0.500	0.500	6.000		
Antimony, Total	ug/L	MW-1S	16	3.113	0.958	0.438	2.693	3.532	6.000		
Antimony, Total	ug/L	MW-2S	15	0.500	0.000	0.455	0.500	0.500	6.000		
Antimony, Total	ug/L	MW-3S	16	7.856	1.434	0.438	7.228	8.485	6.000		**
Antimony, Total	ug/L	MW-4S	14	3.000	0.000	0.473	3.000	3.000	6.000		
Antimony, Total	ug/L	MW-5S	8	0.500	0.000	0.670	0.500	0.500	6.000		
Antimony, Total	ug/L	MW-6S	16	2.888	0.450	0.438	2.690	3.085	6.000		
Antimony, Total	ug/L	MW-7S	16	0.500	0.000	0.438	0.500	0.500	6.000		
Antimony, Total	ug/L	MW-8S	16	0.500	0.000	0.438	0.500	0.500	6.000		
Antimony, Total	ug/L	MW-9S	12	11.233	2.363	0.518	10.009	12.458	6.000	dec	**
Arsenic, Total	ug/L	MW-10S	10	388.600	41.385	0.580	364.615	412.585	10.000		**
Arsenic, Total	ug/L	MW-11S	16	5.369	3.578	0.438	3.801	6.936	10.000		
Arsenic, Total	ug/L	MW-12S	14	30.471	16.434	0.473	22.695	38.248	10.000	inc	**
Arsenic, Total	ug/L	MW-13S	16	361.625	43.604	0.438	342.518	380.732	10.000	dec	**
Arsenic, Total	ug/L	MW-1S	16	20.294	12.974	0.436	14.632	25.956	10.000		**
Arsenic, Total	ug/L	MW-2S	15	16.880	6.394	0.455	13.973	19.787	10.000		**
Arsenic, Total	ug/L	MW-3S	16	3.544	1.723	0.438	2.789	4.299	10.000		
Arsenic, Total	ug/L	MW-4S	14	4.329	1.420	0.473	3.656	5.001	10.000		
Arsenic, Total	ug/L	MW-5S	8	0.500	0.000	0.670	0.500	0.500	10.000		
Arsenic, Total	ug/L	MW-6S	16	19.044	10.342	0.438	14.512	23.575	10.000		**
Arsenic, Total	ug/L	MW-7S	16	377.688	36.033	0.438	361.898	393.477	10.000		**
Arsenic, Total	ug/L	MW-8S	16	0.500	0.000	0.438	0.500	0.500	10.000		
Arsenic, Total	ug/L	MW-9S	12	4.708	1.010	0.518	4.185	5.232	10.000		
Barium, Total	ug/L	MW-10S	10	62.810	16.991	0.580	52.963	72.657	2000.000		
Barium, Total	ug/L	MW-11S	16	124.244	77.898	0.438	90.110	158.378	2000.000		
Barium, Total	ug/L	MW-12S	14	34.300	3.891	0.473	32.459	36.141	2000.000	dec	
Barium, Total	ug/L	MW-13S	16	37.631	8.228	0.438	34.026	41.237	2000.000		
Barium, Total	ug/L	MW-1S	16	96.725	56.337	0.438	72.039	121.411	2000.000		
Barium, Total	ug/L	MW-2S	15	131.153	46.003	0.455	110.237	152.070	2000.000		
Barium, Total	ug/L	MW-3S	16	46.994	12.139	0.438	41.675	52.313	2000.000		
Barium, Total	ug/L	MW-4S	14	98.786	28.419	0.473	85.338	112.233	2000.000		
Barium, Total	ug/L	MW-5S	8	30.963	5.274	0.670	27.430	34.495	2000.000		
Barium, Total	ug/L	MW-6S	16	122.469	30.213	0.438	109.230	135.708	2000.000		
Barium, Total	ug/L	MW-7S	16	47.744	10.681	0.438	43.064	52.424	2000.000	dec	
Barium, Total	ug/L	MW-8S	16	40.475	13.710	0.438	34.467	46.483	2000.000		
Barium, Total	ug/L	MW-9S	12	44.692	7.862	0.518	40.617	48.766	2000.000	inc	
Beryllium, Total	ug/L	MW-10S	7	0.100	0.000	0.734	0.100	0.100	4.000		
Beryllium, Total	ug/L	MW-11S	14	1.794	0.527	0.473	1.545	2.043	4.000		
Beryllium, Total	ug/L	MW-12S	12	2.000	0.000	0.518	2.000	2.000	4.000		
Beryllium, Total	ug/L	MW-13S	14	2.000	0.000	0.473	2.000	2.000	4.000		
Beryllium, Total	ug/L	MW-1S	15	2.000	0.000	0.455	2.000	2.000	4.000		
Beryllium, Total	ug/L	MW-2S	12	0.100	0.000	0.518	0.100	0.100	4.000		
Beryllium, Total	ug/L	MW-3S	14	2.000	0.000	0.473	2.000	2.000	4.000		
Beryllium, Total	ug/L	MW-4S	12	2.000	0.000	0.518	2.000	2.000	4.000		
Beryllium, Total	ug/L	MW-5S	5	0.100	0.000	0.953	0.100	0.100	4.000		
Beryllium, Total	ug/L	MW-6S	13	2.000	0.000	0.494	2.000	2.000	4.000		
Beryllium, Total	ug/L	MW-7S	14	2.000	0.000	0.473	2.000	2.000	4.000		
Beryllium, Total	ug/L	MW-8S	14	2.000	0.000	0.473	2.000	2.000	4.000		

* - Insufficient Data
 ** - Significant Exceedance
 LCL = Lower Confidence Limit
 UCL = Upper Confidence Limit

Table 1

Confidence Intervals for Comparing the Mean of the Last 16 Measurements to an Assessment Monitoring Standard

Constituent	Units	Well	N	Mean	SD	Factor	95% LCL	95% UCL	Standard	Trend
Beryllium, Total	ug/L	MW-9S	11	2.000	0.000	0.546	2.000	2.000	4.000	
Cadmium, Total	ug/L	MW-10S	8	1.000	0.000	0.670	1.000	1.000	5.000	
Cadmium, Total	ug/L	MW-11S	15	1.000	0.000	0.455	1.000	1.000	5.000	
Cadmium, Total	ug/L	MW-12S	12	1.000	0.000	0.518	1.000	1.000	5.000	
Cadmium, Total	ug/L	MW-13S	15	1.000	0.000	0.455	1.000	1.000	5.000	
Cadmium, Total	ug/L	MW-1S	16	1.000	0.000	0.438	1.000	1.000	5.000	
Cadmium, Total	ug/L	MW-2S	13	1.000	0.000	0.494	1.000	1.000	5.000	
Cadmium, Total	ug/L	MW-3S	14	1.000	0.000	0.473	1.000	1.000	5.000	
Cadmium, Total	ug/L	MW-4S	12	1.000	0.000	0.518	1.000	1.000	5.000	
Cadmium, Total	ug/L	MW-5S	6	1.000	0.000	0.822	1.000	1.000	5.000	
Cadmium, Total	ug/L	MW-6S	14	1.000	0.000	0.473	1.000	1.000	5.000	
Cadmium, Total	ug/L	MW-7S	15	1.000	0.000	0.455	1.000	1.000	5.000	
Cadmium, Total	ug/L	MW-8S	15	1.000	0.000	0.455	1.000	1.000	5.000	
Cadmium, Total	ug/L	MW-9S	10	1.000	0.000	0.580	1.000	1.000	5.000	
Chromium, Total	ug/L	MW-10S	10	5.000	0.000	0.580	5.000	5.000	100.000	
Chromium, Total	ug/L	MW-11S	16	9.838	8.893	0.438	5.941	13.734	100.000	
Chromium, Total	ug/L	MW-12S	14	5.000	0.000	0.473	5.000	5.000	100.000	
Chromium, Total	ug/L	MW-13S	16	5.469	1.875	0.438	4.647	6.290	100.000	
Chromium, Total	ug/L	MW-1S	16	5.000	0.000	0.438	5.000	5.000	100.000	
Chromium, Total	ug/L	MW-2S	15	5.340	1.317	0.455	4.741	5.939	100.000	
Chromium, Total	ug/L	MW-3S	16	5.000	0.000	0.438	5.000	5.000	100.000	
Chromium, Total	ug/L	MW-4S	14	5.000	0.000	0.473	5.000	5.000	100.000	
Chromium, Total	ug/L	MW-5S	8	5.000	0.000	0.670	5.000	5.000	100.000	
Chromium, Total	ug/L	MW-6S	16	5.375	1.500	0.438	4.718	6.032	100.000	
Chromium, Total	ug/L	MW-7S	16	5.000	0.000	0.438	5.000	5.000	100.000	
Chromium, Total	ug/L	MW-8S	16	5.000	0.000	0.438	5.000	5.000	100.000	
Chromium, Total	ug/L	MW-9S	12	5.000	0.000	0.518	5.000	5.000	100.000	
Cobalt, Total	ug/L	MW-10S	9	0.578	0.233	0.620	0.433	0.722	6.000	
Cobalt, Total	ug/L	MW-11S	16	3.663	2.773	0.438	2.447	4.878	6.000	
Cobalt, Total	ug/L	MW-12S	13	2.500	0.000	0.494	2.500	2.500	6.000	
Cobalt, Total	ug/L	MW-13S	16	0.500	0.000	0.438	0.500	0.500	6.000	
Cobalt, Total	ug/L	MW-1S	16	2.500	0.000	0.438	2.500	2.500	6.000	
Cobalt, Total	ug/L	MW-2S	14	0.557	0.214	0.473	0.456	0.658	6.000	
Cobalt, Total	ug/L	MW-3S	15	2.500	0.000	0.455	2.500	2.500	6.000	
Cobalt, Total	ug/L	MW-4S	13	2.392	0.388	0.494	2.200	2.584	6.000	
Cobalt, Total	ug/L	MW-5S	7	0.886	0.372	0.734	0.613	1.159	6.000	
Cobalt, Total	ug/L	MW-6S	15	2.220	0.406	0.455	2.036	2.404	6.000	
Cobalt, Total	ug/L	MW-7S	16	2.294	0.454	0.438	2.095	2.493	6.000	
Cobalt, Total	ug/L	MW-8S	16	2.588	0.350	0.438	2.434	2.741	6.000	
Cobalt, Total	ug/L	MW-9S	11	2.500	0.000	0.546	2.500	2.500	6.000	
Fluoride	mg/L	MW-10S	10	2.450	0.295	0.580	2.279	2.621	4.000	
Fluoride	mg/L	MW-11S	16	1.525	0.118	0.438	1.473	1.577	4.000	
Fluoride	mg/L	MW-12S	15	1.093	0.687	0.455	0.781	1.405	4.000	inc
Fluoride	mg/L	MW-13S	16	0.790	0.167	0.438	0.717	0.863	4.000	inc
Fluoride	mg/L	MW-1S	16	0.506	0.147	0.438	0.441	0.570	4.000	
Fluoride	mg/L	MW-2S	16	1.085	0.663	0.438	0.795	1.375	4.000	dec
Fluoride	mg/L	MW-3S	16	0.594	0.451	0.438	0.397	0.792	4.000	dec
Fluoride	mg/L	MW-4S	15	0.097	0.030	0.455	0.084	0.111	4.000	
Fluoride	mg/L	MW-5S	8	2.138	0.498	0.670	1.804	2.471	4.000	dec
Fluoride	mg/L	MW-6S	16	1.035	0.265	0.438	0.919	1.151	4.000	inc
Fluoride	mg/L	MW-7S	16	0.468	0.102	0.438	0.424	0.513	4.000	inc

* - Insufficient Data
 ** - Significant Exceedance
 LCL = Lower Confidence Limit
 UCL = Upper Confidence Limit

Table 1

Confidence Intervals for Comparing the Mean of the Last 16 Measurements to an Assessment Monitoring Standard

Constituent	Units	Well	N	Mean	SD	Factor	95% LCL	95% UCL	Standard	Trend	
Fluoride	mg/L	MW-8S	16	0.138	0.050	0.438	0.116	0.159	4.000	dec	
Fluoride	mg/L	MW-9S	13	0.082	0.055	0.494	0.055	0.110	4.000		
Lead, Total	ug/L	MW-10S	9	5.000	0.000	0.620	5.000	5.000	15.000		
Lead, Total	ug/L	MW-11S	16	6.150	3.173	0.438	4.760	7.540	15.000		
Lead, Total	ug/L	MW-12S	13	5.000	0.000	0.494	5.000	5.000	15.000		
Lead, Total	ug/L	MW-13S	16	5.000	0.000	0.438	5.000	5.000	15.000		
Lead, Total	ug/L	MW-1S	16	5.000	0.000	0.438	5.000	5.000	15.000		
Lead, Total	ug/L	MW-2S	14	5.000	0.000	0.473	5.000	5.000	15.000		
Lead, Total	ug/L	MW-3S	15	5.000	0.000	0.455	5.000	5.000	15.000		
Lead, Total	ug/L	MW-4S	13	5.000	0.000	0.494	5.000	5.000	15.000		
Lead, Total	ug/L	MW-5S	7	5.000	0.000	0.734	5.000	5.000	15.000		
Lead, Total	ug/L	MW-6S	15	5.000	0.000	0.455	5.000	5.000	15.000		
Lead, Total	ug/L	MW-7S	16	5.000	0.000	0.438	5.000	5.000	15.000		
Lead, Total	ug/L	MW-8S	16	5.000	0.000	0.438	5.000	5.000	15.000		
Lead, Total	ug/L	MW-9S	11	5.000	0.000	0.546	5.000	5.000	15.000		
Lithium, Total	ug/L	MW-10S	10	54.430	12.911	0.580	46.948	61.912	40.000		**
Lithium, Total	ug/L	MW-11S	16	15.444	10.682	0.438	10.763	20.124	40.000		**
Lithium, Total	ug/L	MW-12S	14	135.650	45.385	0.473	114.175	157.125	40.000	dec	**
Lithium, Total	ug/L	MW-13S	16	94.606	27.892	0.438	82.384	106.828	40.000	dec	**
Lithium, Total	ug/L	MW-1S	16	20.050	12.964	0.438	14.369	25.731	40.000	dec	**
Lithium, Total	ug/L	MW-2S	15	36.000	28.753	0.455	22.927	49.073	40.000	dec	**
Lithium, Total	ug/L	MW-3S	16	14.031	7.278	0.438	10.842	17.220	40.000		**
Lithium, Total	ug/L	MW-4S	14	15.293	6.439	0.473	12.246	18.339	40.000		**
Lithium, Total	ug/L	MW-5S	8	48.613	6.535	0.670	44.235	52.990	40.000	dec	**
Lithium, Total	ug/L	MW-6S	16	83.981	20.469	0.438	75.012	92.950	40.000	dec	**
Lithium, Total	ug/L	MW-7S	16	103.562	20.467	0.438	94.594	112.531	40.000	dec	**
Lithium, Total	ug/L	MW-8S	16	144.613	37.502	0.438	128.180	161.045	40.000		**
Lithium, Total	ug/L	MW-9S	12	93.075	14.953	0.518	85.326	100.824	40.000		**
Mercury	ug/L	MW-10S	6	1.000	0.000	0.822	1.000	1.000	2.000		
Mercury	ug/L	MW-11S	13	1.000	0.000	0.494	1.000	1.000	2.000		
Mercury	ug/L	MW-12S	11	1.000	0.000	0.546	1.000	1.000	2.000		
Mercury	ug/L	MW-13S	13	1.000	0.000	0.494	1.000	1.000	2.000		
Mercury	ug/L	MW-1S	14	1.000	0.000	0.473	1.000	1.000	2.000		
Mercury	ug/L	MW-2S	11	1.000	0.000	0.546	1.000	1.000	2.000		
Mercury	ug/L	MW-3S	13	1.000	0.000	0.494	1.000	1.000	2.000		
Mercury	ug/L	MW-4S	11	1.000	0.000	0.546	1.000	1.000	2.000		
Mercury	ug/L	MW-5S	4	0.100	0.000	1.176	0.100	0.100	2.000		
Mercury	ug/L	MW-6S	12	1.000	0.000	0.518	1.000	1.000	2.000		
Mercury	ug/L	MW-7S	13	1.000	0.000	0.494	1.000	1.000	2.000		
Mercury	ug/L	MW-8S	13	1.000	0.000	0.494	1.000	1.000	2.000		
Mercury	ug/L	MW-9S	10	1.000	0.000	0.580	1.000	1.000	2.000		
Molybdenum, Total	ug/L	MW-10S	10	87.990	23.427	0.580	74.413	101.567	100.000	dec	
Molybdenum, Total	ug/L	MW-11S	16	78.244	3.960	0.438	76.508	79.979	100.000		**
Molybdenum, Total	ug/L	MW-12S	14	239.143	55.585	0.473	212.841	265.444	100.000		**
Molybdenum, Total	ug/L	MW-13S	16	623.813	118.186	0.438	572.025	675.600	100.000		**
Molybdenum, Total	ug/L	MW-1S	16	81.744	71.811	0.438	50.277	113.210	100.000	dec	**
Molybdenum, Total	ug/L	MW-2S	15	84.247	69.038	0.455	52.857	115.637	100.000	dec	**
Molybdenum, Total	ug/L	MW-3S	16	64.756	26.852	0.438	52.990	76.522	100.000	dec	**
Molybdenum, Total	ug/L	MW-4S	14	5.000	0.000	0.473	5.000	5.000	100.000		**
Molybdenum, Total	ug/L	MW-5S	8	172.763	57.794	0.670	134.051	211.474	100.000	dec	**
Molybdenum, Total	ug/L	MW-6S	16	184.725	49.920	0.438	162.851	206.599	100.000		**

* - Insufficient Data
 ** - Significant Exceedance
 LCL = Lower Confidence Limit
 UCL = Upper Confidence Limit

Table 1

Confidence Intervals for Comparing the Mean of the Last 16 Measurements to an Assessment Monitoring Standard

Constituent	Units	Well	N	Mean	SD	Factor	95% LCL	95% UCL	Standard	Trend	
Molybdenum, Total	ug/L	MW-7S	16	551.688	93.425	0.438	510.750	592.625	100.000	inc	**
Molybdenum, Total	ug/L	MW-8S	16	331.438	108.391	0.438	283.942	378.933	100.000		**
Molybdenum, Total	ug/L	MW-9S	12	237.442	121.688	0.518	174.382	300.501	100.000	dec	**
Selenium, Total	ug/L	MW-10S	10	0.500	0.000	0.580	0.500	0.500	50.000		
Selenium, Total	ug/L	MW-11S	16	1.006	0.025	0.438	0.995	1.017	50.000		
Selenium, Total	ug/L	MW-12S	14	6.671	5.949	0.473	3.857	9.486	50.000		
Selenium, Total	ug/L	MW-13S	16	0.500	0.000	0.438	0.500	0.500	50.000		
Selenium, Total	ug/L	MW-1S	16	0.500	0.000	0.438	0.500	0.500	50.000		
Selenium, Total	ug/L	MW-2S	15	0.500	0.000	0.455	0.500	0.500	50.000		
Selenium, Total	ug/L	MW-3S	16	8.112	6.403	0.438	5.307	10.918	50.000		
Selenium, Total	ug/L	MW-4S	14	30.536	27.699	0.473	17.429	43.642	50.000		
Selenium, Total	ug/L	MW-5S	8	0.500	0.000	0.670	0.500	0.500	50.000		
Selenium, Total	ug/L	MW-6S	16	4.481	1.150	0.438	3.977	4.985	50.000		
Selenium, Total	ug/L	MW-7S	16	0.500	0.000	0.438	0.500	0.500	50.000		
Selenium, Total	ug/L	MW-8S	16	4.225	1.434	0.438	3.597	4.853	50.000		
Selenium, Total	ug/L	MW-9S	12	32.075	50.595	0.518	5.857	58.293	50.000		
Thallium, Total	ug/L	MW-10S	6	0.500	0.000	0.822	0.500	0.500	2.000		
Thallium, Total	ug/L	MW-11S	13	1.000	0.000	0.494	1.000	1.000	2.000		
Thallium, Total	ug/L	MW-12S	11	1.000	0.000	0.546	1.000	1.000	2.000		
Thallium, Total	ug/L	MW-13S	13	1.000	0.000	0.494	1.000	1.000	2.000		
Thallium, Total	ug/L	MW-1S	14	1.000	0.000	0.473	1.000	1.000	2.000		
Thallium, Total	ug/L	MW-2S	11	0.500	0.000	0.546	0.500	0.500	2.000		
Thallium, Total	ug/L	MW-3S	13	1.000	0.000	0.494	1.000	1.000	2.000		
Thallium, Total	ug/L	MW-4S	11	1.000	0.000	0.546	1.000	1.000	2.000		
Thallium, Total	ug/L	MW-5S	4	0.500	0.000	1.176	0.500	0.500	2.000		
Thallium, Total	ug/L	MW-6S	12	1.000	0.000	0.518	1.000	1.000	2.000		
Thallium, Total	ug/L	MW-7S	13	1.000	0.000	0.494	1.000	1.000	2.000		
Thallium, Total	ug/L	MW-8S	13	1.000	0.000	0.494	1.000	1.000	2.000		
Thallium, Total	ug/L	MW-9S	10	1.000	0.000	0.580	1.000	1.000	2.000		
Total Radium	pCi/L	MW-10S	10	1.414	0.978	0.580	0.848	1.981	5.000		
Total Radium	pCi/L	MW-11S	16	1.264	0.551	0.438	1.022	1.505	5.000		
Total Radium	pCi/L	MW-12S	13	1.289	0.570	0.494	1.007	1.570	5.000		
Total Radium	pCi/L	MW-13S	16	1.433	0.412	0.438	1.253	1.614	5.000		
Total Radium	pCi/L	MW-1S	16	2.434	1.401	0.438	1.820	3.048	5.000		
Total Radium	pCi/L	MW-2S	15	1.874	0.984	0.455	1.427	2.322	5.000		
Total Radium	pCi/L	MW-3S	16	0.815	0.160	0.438	0.745	0.885	5.000		
Total Radium	pCi/L	MW-4S	14	0.990	0.307	0.473	0.844	1.135	5.000		
Total Radium	pCi/L	MW-5S	8	1.218	0.269	0.670	1.038	1.398	5.000		
Total Radium	pCi/L	MW-6S	16	1.051	0.371	0.438	0.889	1.214	5.000		
Total Radium	pCi/L	MW-7S	16	1.439	0.461	0.438	1.236	1.641	5.000		
Total Radium	pCi/L	MW-8S	16	0.971	0.264	0.438	0.855	1.086	5.000		
Total Radium	pCi/L	MW-9S	11	1.156	0.303	0.546	0.990	1.321	5.000		

* - Insufficient Data
 ** - Significant Exceedance
 LCL = Lower Confidence Limit
 UCL = Upper Confidence Limit

Table 1

Confidence Intervals for Comparing the Mean of the Last 16 Measurements to an Assessment Monitoring Standard

Constituent	Units	Well	N	Mean	SD	Factor	95% LCL	95% UCL	Standard	Trend	
Antimony, Total	ug/L	MW-10S	10	0.500	0.000	0.580	0.500	0.500	6.000		
Antimony, Total	ug/L	MW-11S	16	0.500	0.000	0.438	0.500	0.500	6.000		
Antimony, Total	ug/L	MW-12S	14	3.321	1.386	0.473	2.665	3.977	6.000		
Antimony, Total	ug/L	MW-13S	16	0.500	0.000	0.438	0.500	0.500	6.000		
Antimony, Total	ug/L	MW-1S	16	3.113	0.958	0.438	2.693	3.532	6.000		
Antimony, Total	ug/L	MW-2S	15	0.500	0.000	0.455	0.500	0.500	6.000		
Antimony, Total	ug/L	MW-3S	16	7.856	1.434	0.438	7.228	8.485	6.000		**
Antimony, Total	ug/L	MW-4S	14	3.000	0.000	0.473	3.000	3.000	6.000		
Antimony, Total	ug/L	MW-5S	8	0.500	0.000	0.670	0.500	0.500	6.000		
Antimony, Total	ug/L	MW-6S	8	0.588	0.247	0.670	0.422	0.753	6.000		
Antimony, Total	ug/L	MW-7S	16	0.500	0.000	0.438	0.500	0.500	6.000		
Antimony, Total	ug/L	MW-8S	16	0.500	0.000	0.438	0.500	0.500	6.000		
Antimony, Total	ug/L	MW-9S	12	11.233	2.363	0.518	10.009	12.458	6.000	dec	**
Arsenic, Total	ug/L	MW-10S	10	388.600	41.385	0.580	364.615	412.585	10.000		**
Arsenic, Total	ug/L	MW-11S	16	5.369	3.578	0.438	3.801	6.936	10.000		**
Arsenic, Total	ug/L	MW-12S	14	30.471	16.434	0.473	22.695	38.248	10.000	inc	**
Arsenic, Total	ug/L	MW-13S	16	361.625	43.604	0.438	342.518	380.732	10.000	dec	**
Arsenic, Total	ug/L	MW-1S	16	20.294	12.974	0.436	14.632	25.956	10.000		**
Arsenic, Total	ug/L	MW-2S	15	16.880	6.394	0.455	13.973	19.787	10.000		**
Arsenic, Total	ug/L	MW-3S	16	3.544	1.723	0.438	2.789	4.299	10.000		
Arsenic, Total	ug/L	MW-4S	14	4.329	1.420	0.473	3.656	5.001	10.000		
Arsenic, Total	ug/L	MW-5S	8	0.500	0.000	0.670	0.500	0.500	10.000		
Arsenic, Total	ug/L	MW-6S	8	16.688	10.302	0.670	9.787	23.588	10.000		
Arsenic, Total	ug/L	MW-7S	16	377.688	36.033	0.438	361.898	393.477	10.000		**
Arsenic, Total	ug/L	MW-8S	16	0.500	0.000	0.438	0.500	0.500	10.000		
Arsenic, Total	ug/L	MW-9S	12	4.708	1.010	0.518	4.185	5.232	10.000		
Barium, Total	ug/L	MW-10S	10	62.810	16.991	0.580	52.963	72.657	2000.000		
Barium, Total	ug/L	MW-11S	16	124.244	77.898	0.438	90.110	158.378	2000.000		
Barium, Total	ug/L	MW-12S	14	34.300	3.891	0.473	32.459	36.141	2000.000		
Barium, Total	ug/L	MW-13S	16	37.631	8.228	0.438	34.026	41.237	2000.000		
Barium, Total	ug/L	MW-1S	16	96.725	56.337	0.438	72.039	121.411	2000.000		
Barium, Total	ug/L	MW-2S	15	131.153	46.003	0.455	110.237	152.070	2000.000	dec	

* - Insufficient Data
 ** - Significant Exceedance
 LCL = Lower Confidence Limit
 UCL = Upper Confidence Limit

Table 1

Confidence Intervals for Comparing the Mean of the Last 16 Measurements to an Assessment Monitoring Standard

Constituent	Units	Well	N	Mean	SD	Factor	95% LCL	95% UCL	Standard	Trend
Barium, Total	ug/L	MW-3S	16	46.994	12.139	0.438	41.675	52.313	2000.000	
Barium, Total	ug/L	MW-4S	14	98.786	28.419	0.473	85.338	112.233	2000.000	
Barium, Total	ug/L	MW-5S	8	30.963	5.274	0.670	27.430	34.495	2000.000	
Barium, Total	ug/L	MW-6S	8	118.800	16.403	0.670	107.813	129.787	2000.000	
Barium, Total	ug/L	MW-7S	16	47.744	10.681	0.438	43.064	52.424	2000.000	dec
Barium, Total	ug/L	MW-8S	16	40.475	13.710	0.438	34.467	46.483	2000.000	
Barium, Total	ug/L	MW-9S	12	44.692	7.862	0.518	40.617	48.766	2000.000	inc
Beryllium, Total	ug/L	MW-10S	7	0.100	0.000	0.734	0.100	0.100	4.000	
Beryllium, Total	ug/L	MW-11S	14	1.794	0.527	0.473	1.545	2.043	4.000	
Beryllium, Total	ug/L	MW-12S	12	2.000	0.000	0.518	2.000	2.000	4.000	
Beryllium, Total	ug/L	MW-13S	14	2.000	0.000	0.473	2.000	2.000	4.000	
Beryllium, Total	ug/L	MW-1S	15	2.000	0.000	0.455	2.000	2.000	4.000	
Beryllium, Total	ug/L	MW-2S	12	0.100	0.000	0.518	0.100	0.100	4.000	
Beryllium, Total	ug/L	MW-3S	14	2.000	0.000	0.473	2.000	2.000	4.000	
Beryllium, Total	ug/L	MW-4S	12	2.000	0.000	0.518	2.000	2.000	4.000	
Beryllium, Total	ug/L	MW-5S	5	0.100	0.000	0.953	0.100	0.100	4.000	
Beryllium, Total	ug/L	MW-6S	5	0.100	0.000	0.953	0.100	0.100	4.000	
Beryllium, Total	ug/L	MW-7S	14	2.000	0.000	0.473	2.000	2.000	4.000	
Beryllium, Total	ug/L	MW-8S	14	2.000	0.000	0.473	2.000	2.000	4.000	
Beryllium, Total	ug/L	MW-9S	11	2.000	0.000	0.546	2.000	2.000	4.000	
Cadmium, Total	ug/L	MW-10S	8	1.000	0.000	0.670	1.000	1.000	5.000	
Cadmium, Total	ug/L	MW-11S	15	1.000	0.000	0.455	1.000	1.000	5.000	
Cadmium, Total	ug/L	MW-12S	12	1.000	0.000	0.518	1.000	1.000	5.000	
Cadmium, Total	ug/L	MW-13S	15	1.000	0.000	0.455	1.000	1.000	5.000	
Cadmium, Total	ug/L	MW-1S	16	1.000	0.000	0.438	1.000	1.000	5.000	
Cadmium, Total	ug/L	MW-2S	13	1.000	0.000	0.494	1.000	1.000	5.000	
Cadmium, Total	ug/L	MW-3S	14	1.000	0.000	0.473	1.000	1.000	5.000	
Cadmium, Total	ug/L	MW-4S	12	1.000	0.000	0.518	1.000	1.000	5.000	
Cadmium, Total	ug/L	MW-5S	6	1.000	0.000	0.822	1.000	1.000	5.000	
Cadmium, Total	ug/L	MW-6S	6	1.000	0.000	0.822	1.000	1.000	5.000	
Cadmium, Total	ug/L	MW-7S	15	1.000	0.000	0.455	1.000	1.000	5.000	
Cadmium, Total	ug/L	MW-8S	15	1.000	0.000	0.455	1.000	1.000	5.000	

* - Insufficient Data
 ** - Significant Exceedance
 LCL = Lower Confidence Limit
 UCL = Upper Confidence Limit

Table 1

Confidence Intervals for Comparing the Mean of the Last 16 Measurements to an Assessment Monitoring Standard

Constituent	Units	Well	N	Mean	SD	Factor	95% LCL	95% UCL	Standard	Trend
Cadmium, Total	ug/L	MW-9S	10	1.000	0.000	0.580	1.000	1.000	5.000	
Chromium, Total	ug/L	MW-10S	10	5.000	0.000	0.580	5.000	5.000	100.000	
Chromium, Total	ug/L	MW-11S	16	9.838	8.893	0.438	5.941	13.734	100.000	
Chromium, Total	ug/L	MW-12S	14	5.000	0.000	0.473	5.000	5.000	100.000	
Chromium, Total	ug/L	MW-13S	16	5.469	1.875	0.438	4.647	6.290	100.000	
Chromium, Total	ug/L	MW-1S	16	5.000	0.000	0.438	5.000	5.000	100.000	
Chromium, Total	ug/L	MW-2S	15	5.340	1.317	0.455	4.741	5.939	100.000	
Chromium, Total	ug/L	MW-3S	16	5.000	0.000	0.438	5.000	5.000	100.000	
Chromium, Total	ug/L	MW-4S	14	5.000	0.000	0.473	5.000	5.000	100.000	
Chromium, Total	ug/L	MW-5S	8	5.000	0.000	0.670	5.000	5.000	100.000	
Chromium, Total	ug/L	MW-6S	8	5.000	0.000	0.670	5.000	5.000	100.000	
Chromium, Total	ug/L	MW-7S	16	5.000	0.000	0.438	5.000	5.000	100.000	
Chromium, Total	ug/L	MW-8S	16	5.000	0.000	0.438	5.000	5.000	100.000	
Chromium, Total	ug/L	MW-9S	12	5.000	0.000	0.518	5.000	5.000	100.000	
Cobalt, Total	ug/L	MW-10S	9	0.578	0.233	0.620	0.433	0.722	6.000	
Cobalt, Total	ug/L	MW-11S	16	3.663	2.773	0.438	2.447	4.878	6.000	
Cobalt, Total	ug/L	MW-12S	13	2.500	0.000	0.494	2.500	2.500	6.000	
Cobalt, Total	ug/L	MW-13S	16	0.500	0.000	0.438	0.500	0.500	6.000	
Cobalt, Total	ug/L	MW-1S	16	2.500	0.000	0.438	2.500	2.500	6.000	
Cobalt, Total	ug/L	MW-2S	14	0.557	0.214	0.473	0.456	0.658	6.000	
Cobalt, Total	ug/L	MW-3S	15	2.500	0.000	0.455	2.500	2.500	6.000	
Cobalt, Total	ug/L	MW-4S	13	2.392	0.388	0.494	2.200	2.584	6.000	
Cobalt, Total	ug/L	MW-5S	7	0.886	0.372	0.734	0.613	1.159	6.000	
Cobalt, Total	ug/L	MW-6S	7	1.614	0.576	0.734	1.192	2.037	6.000	
Cobalt, Total	ug/L	MW-7S	16	2.294	0.454	0.438	2.095	2.493	6.000	
Cobalt, Total	ug/L	MW-8S	16	2.588	0.350	0.438	2.434	2.741	6.000	
Cobalt, Total	ug/L	MW-9S	11	2.500	0.000	0.546	2.500	2.500	6.000	
Fluoride	mg/L	MW-10S	10	2.450	0.295	0.580	2.279	2.621	4.000	
Fluoride	mg/L	MW-11S	16	1.525	0.118	0.438	1.473	1.577	4.000	
Fluoride	mg/L	MW-12S	15	1.093	0.687	0.455	0.781	1.405	4.000	inc
Fluoride	mg/L	MW-13S	16	0.790	0.167	0.438	0.717	0.863	4.000	inc
Fluoride	mg/L	MW-1S	16	0.506	0.147	0.438	0.441	0.570	4.000	

* - Insufficient Data
 ** - Significant Exceedance
 LCL = Lower Confidence Limit
 UCL = Upper Confidence Limit

Table 1

Confidence Intervals for Comparing the Mean of the Last 16 Measurements to an Assessment Monitoring Standard

Constituent	Units	Well	N	Mean	SD	Factor	95% LCL	95% UCL	Standard	Trend	
Fluoride	mg/L	MW-2S	16	1.085	0.663	0.438	0.795	1.375	4.000	dec	
Fluoride	mg/L	MW-3S	16	0.594	0.451	0.438	0.397	0.792	4.000	dec	
Fluoride	mg/L	MW-4S	15	0.097	0.030	0.455	0.084	0.111	4.000		
Fluoride	mg/L	MW-5S	8	2.138	0.498	0.670	1.804	2.471	4.000	dec	
Fluoride	mg/L	MW-6S	8	1.181	0.295	0.670	0.984	1.379	4.000		
Fluoride	mg/L	MW-7S	16	0.468	0.102	0.438	0.424	0.513	4.000	inc	
Fluoride	mg/L	MW-8S	16	0.138	0.050	0.438	0.116	0.159	4.000	dec	
Fluoride	mg/L	MW-9S	13	0.082	0.055	0.494	0.055	0.110	4.000		
Lead, Total	ug/L	MW-10S	9	5.000	0.000	0.620	5.000	5.000	15.000		
Lead, Total	ug/L	MW-11S	16	6.150	3.173	0.438	4.760	7.540	15.000		
Lead, Total	ug/L	MW-12S	13	5.000	0.000	0.494	5.000	5.000	15.000		
Lead, Total	ug/L	MW-13S	16	5.000	0.000	0.438	5.000	5.000	15.000		
Lead, Total	ug/L	MW-1S	16	5.000	0.000	0.438	5.000	5.000	15.000		
Lead, Total	ug/L	MW-2S	14	5.000	0.000	0.473	5.000	5.000	15.000		
Lead, Total	ug/L	MW-3S	15	5.000	0.000	0.455	5.000	5.000	15.000		
Lead, Total	ug/L	MW-4S	13	5.000	0.000	0.494	5.000	5.000	15.000		
Lead, Total	ug/L	MW-5S	7	5.000	0.000	0.734	5.000	5.000	15.000		
Lead, Total	ug/L	MW-6S	7	5.000	0.000	0.734	5.000	5.000	15.000		
Lead, Total	ug/L	MW-7S	16	5.000	0.000	0.438	5.000	5.000	15.000		
Lead, Total	ug/L	MW-8S	16	5.000	0.000	0.438	5.000	5.000	15.000		
Lead, Total	ug/L	MW-9S	11	5.000	0.000	0.546	5.000	5.000	15.000		
Lithium, Total	ug/L	MW-10S	10	54.430	12.911	0.580	46.948	61.912	40.000		**
Lithium, Total	ug/L	MW-11S	16	15.444	10.682	0.438	10.763	20.124	40.000		**
Lithium, Total	ug/L	MW-12S	14	135.650	45.385	0.473	114.175	157.125	40.000	dec	**
Lithium, Total	ug/L	MW-13S	16	94.606	27.892	0.438	82.384	106.828	40.000	dec	**
Lithium, Total	ug/L	MW-1S	16	20.050	12.964	0.438	14.369	25.731	40.000	dec	**
Lithium, Total	ug/L	MW-2S	15	36.000	28.753	0.455	22.927	49.073	40.000	dec	**
Lithium, Total	ug/L	MW-3S	16	14.031	7.278	0.438	10.842	17.220	40.000		**
Lithium, Total	ug/L	MW-4S	14	15.293	6.439	0.473	12.246	18.339	40.000		**
Lithium, Total	ug/L	MW-5S	8	48.613	6.535	0.670	44.235	52.990	40.000		**
Lithium, Total	ug/L	MW-6S	8	72.163	21.047	0.670	58.065	86.260	40.000		**
Lithium, Total	ug/L	MW-7S	16	103.562	20.467	0.438	94.594	112.531	40.000	dec	**

* - Insufficient Data
 ** - Significant Exceedance
 LCL = Lower Confidence Limit
 UCL = Upper Confidence Limit

Table 1

Confidence Intervals for Comparing the Mean of the Last 16 Measurements to an Assessment Monitoring Standard

Constituent	Units	Well	N	Mean	SD	Factor	95% LCL	95% UCL	Standard	Trend	
Lithium, Total	ug/L	MW-8S	16	144.613	37.502	0.438	128.180	161.045	40.000		**
Lithium, Total	ug/L	MW-9S	12	93.075	14.953	0.518	85.326	100.824	40.000		**
Mercury	ug/L	MW-10S	6	1.000	0.000	0.822	1.000	1.000	2.000		
Mercury	ug/L	MW-11S	13	1.000	0.000	0.494	1.000	1.000	2.000		
Mercury	ug/L	MW-12S	11	1.000	0.000	0.546	1.000	1.000	2.000		
Mercury	ug/L	MW-13S	13	1.000	0.000	0.494	1.000	1.000	2.000		
Mercury	ug/L	MW-1S	14	1.000	0.000	0.473	1.000	1.000	2.000		
Mercury	ug/L	MW-2S	11	1.000	0.000	0.546	1.000	1.000	2.000		
Mercury	ug/L	MW-3S	13	1.000	0.000	0.494	1.000	1.000	2.000		
Mercury	ug/L	MW-4S	11	1.000	0.000	0.546	1.000	1.000	2.000		
Mercury	ug/L	MW-5S	4	0.100	0.000	1.176	0.100	0.100	2.000		
Mercury	ug/L	MW-6S	4	1.000	0.000	1.176	1.000	1.000	2.000		
Mercury	ug/L	MW-7S	13	1.000	0.000	0.494	1.000	1.000	2.000		
Mercury	ug/L	MW-8S	13	1.000	0.000	0.494	1.000	1.000	2.000		
Mercury	ug/L	MW-9S	10	1.000	0.000	0.580	1.000	1.000	2.000		
Molybdenum, Total	ug/L	MW-10S	10	87.990	23.427	0.580	74.413	101.567	100.000	dec	
Molybdenum, Total	ug/L	MW-11S	16	78.244	3.960	0.438	76.508	79.979	100.000		**
Molybdenum, Total	ug/L	MW-12S	14	239.143	55.585	0.473	212.841	265.444	100.000		**
Molybdenum, Total	ug/L	MW-13S	16	623.813	118.186	0.438	572.025	675.600	100.000		**
Molybdenum, Total	ug/L	MW-1S	16	81.744	71.811	0.438	50.277	113.210	100.000	dec	
Molybdenum, Total	ug/L	MW-2S	15	84.247	69.038	0.455	52.857	115.637	100.000	dec	
Molybdenum, Total	ug/L	MW-3S	16	64.756	26.852	0.438	52.990	76.522	100.000	dec	
Molybdenum, Total	ug/L	MW-4S	14	5.000	0.000	0.473	5.000	5.000	100.000		
Molybdenum, Total	ug/L	MW-5S	8	172.763	57.794	0.670	134.051	211.474	100.000	dec	**
Molybdenum, Total	ug/L	MW-6S	8	167.825	50.342	0.670	134.105	201.545	100.000		**
Molybdenum, Total	ug/L	MW-7S	16	551.688	93.425	0.438	510.750	592.625	100.000	inc	**
Molybdenum, Total	ug/L	MW-8S	16	331.438	108.391	0.438	283.942	378.933	100.000		**
Molybdenum, Total	ug/L	MW-9S	12	237.442	121.688	0.518	174.382	300.501	100.000	dec	**
Selenium, Total	ug/L	MW-10S	10	0.500	0.000	0.580	0.500	0.500	50.000		
Selenium, Total	ug/L	MW-11S	16	1.006	0.025	0.438	0.995	1.017	50.000		
Selenium, Total	ug/L	MW-12S	14	6.671	5.949	0.473	3.857	9.486	50.000		
Selenium, Total	ug/L	MW-13S	16	0.500	0.000	0.438	0.500	0.500	50.000		

* - Insufficient Data
 ** - Significant Exceedance
 LCL = Lower Confidence Limit
 UCL = Upper Confidence Limit

Table 1

Confidence Intervals for Comparing the Mean of the Last 16 Measurements to an Assessment Monitoring Standard

Constituent	Units	Well	N	Mean	SD	Factor	95% LCL	95% UCL	Standard	Trend
Selenium, Total	ug/L	MW-1S	16	0.500	0.000	0.438	0.500	0.500	50.000	
Selenium, Total	ug/L	MW-2S	15	0.500	0.000	0.455	0.500	0.500	50.000	
Selenium, Total	ug/L	MW-3S	16	8.112	6.403	0.438	5.307	10.918	50.000	
Selenium, Total	ug/L	MW-4S	14	30.536	27.699	0.473	17.429	43.642	50.000	
Selenium, Total	ug/L	MW-5S	8	0.500	0.000	0.670	0.500	0.500	50.000	
Selenium, Total	ug/L	MW-6S	8	2.838	1.973	0.670	1.516	4.159	50.000	
Selenium, Total	ug/L	MW-7S	16	0.500	0.000	0.438	0.500	0.500	50.000	
Selenium, Total	ug/L	MW-8S	16	4.225	1.434	0.438	3.597	4.853	50.000	
Selenium, Total	ug/L	MW-9S	12	32.075	50.595	0.518	5.857	58.293	50.000	
Thallium, Total	ug/L	MW-10S	6	0.500	0.000	0.822	0.500	0.500	2.000	
Thallium, Total	ug/L	MW-11S	13	1.000	0.000	0.494	1.000	1.000	2.000	
Thallium, Total	ug/L	MW-12S	11	1.000	0.000	0.546	1.000	1.000	2.000	
Thallium, Total	ug/L	MW-13S	13	1.000	0.000	0.494	1.000	1.000	2.000	
Thallium, Total	ug/L	MW-1S	14	1.000	0.000	0.473	1.000	1.000	2.000	
Thallium, Total	ug/L	MW-2S	11	0.500	0.000	0.546	0.500	0.500	2.000	
Thallium, Total	ug/L	MW-3S	13	1.000	0.000	0.494	1.000	1.000	2.000	
Thallium, Total	ug/L	MW-4S	11	1.000	0.000	0.546	1.000	1.000	2.000	
Thallium, Total	ug/L	MW-5S	4	0.500	0.000	1.176	0.500	0.500	2.000	
Thallium, Total	ug/L	MW-6S	4	0.500	0.000	1.176	0.500	0.500	2.000	
Thallium, Total	ug/L	MW-7S	13	1.000	0.000	0.494	1.000	1.000	2.000	
Thallium, Total	ug/L	MW-8S	13	1.000	0.000	0.494	1.000	1.000	2.000	
Thallium, Total	ug/L	MW-9S	10	1.000	0.000	0.580	1.000	1.000	2.000	
Total Radium	pCi/L	MW-10S	10	1.414	0.978	0.580	0.848	1.981	5.000	
Total Radium	pCi/L	MW-11S	16	1.264	0.551	0.438	1.022	1.505	5.000	
Total Radium	pCi/L	MW-12S	13	1.289	0.570	0.494	1.007	1.570	5.000	
Total Radium	pCi/L	MW-13S	16	1.433	0.412	0.438	1.253	1.614	5.000	
Total Radium	pCi/L	MW-1S	16	2.434	1.401	0.438	1.820	3.048	5.000	
Total Radium	pCi/L	MW-2S	15	1.874	0.984	0.455	1.427	2.322	5.000	
Total Radium	pCi/L	MW-3S	16	0.815	0.160	0.438	0.745	0.885	5.000	
Total Radium	pCi/L	MW-4S	14	0.990	0.307	0.473	0.844	1.135	5.000	
Total Radium	pCi/L	MW-5S	8	1.218	0.269	0.670	1.038	1.398	5.000	
Total Radium	pCi/L	MW-6S	8	1.101	0.490	0.670	0.772	1.429	5.000	

* - Insufficient Data
 ** - Significant Exceedance
 LCL = Lower Confidence Limit
 UCL = Upper Confidence Limit

Table 1

Confidence Intervals for Comparing the Mean of the Last 16 Measurements to an Assessment Monitoring Standard

Constituent	Units	Well	N	Mean	SD	Factor	95% LCL	95% UCL	Standard	Trend
Total Radium	pCi/L	MW-7S	16	1.439	0.461	0.438	1.236	1.641	5.000	
Total Radium	pCi/L	MW-8S	16	0.971	0.264	0.438	0.855	1.086	5.000	
Total Radium	pCi/L	MW-9S	11	1.156	0.303	0.546	0.990	1.321	5.000	

* - Insufficient Data

** - Significant Exceedance

LCL = Lower Confidence Limit

UCL = Upper Confidence Limit

Table 1

Confidence Intervals for Comparing the Mean of the Last 4 Measurements to an Assessment Monitoring Standard

Constituent	Units	Well	N	Mean	SD	Factor	95% LCL	95% UCL	Standard	Trend	
Antimony, Total	ug/L	MW-10D	4	0.500	0.000	1.176	0.500	0.500	6.000		
Antimony, Total	ug/L	MW-11D	4	0.500	0.000	1.176	0.500	0.500	6.000		
Antimony, Total	ug/L	MW-12D	4	0.500	0.000	1.176	0.500	0.500	6.000		
Antimony, Total	ug/L	MW-13D	4	0.500	0.000	1.176	0.500	0.500	6.000		
Antimony, Total	ug/L	MW-14D	4	0.500	0.000	1.176	0.500	0.500	6.000		
Antimony, Total	ug/L	MW-1D	4	0.500	0.000	1.176	0.500	0.500	6.000		
Antimony, Total	ug/L	MW-2D	4	0.500	0.000	1.176	0.500	0.500	6.000		
Antimony, Total	ug/L	MW-3D	4	0.500	0.000	1.176	0.500	0.500	6.000		
Antimony, Total	ug/L	MW-7D	4	0.500	0.000	1.176	0.500	0.500	6.000		
Antimony, Total	ug/L	MW-9D	4	0.500	0.000	1.176	0.500	0.500	6.000		
Antimony, Total	ug/L	MW-9I	4	0.500	0.000	1.176	0.500	0.500	6.000		
Arsenic, Total	ug/L	MW-10D	4	141.275	103.600	1.176	19.411	263.139	10.000	dec	**
Arsenic, Total	ug/L	MW-11D	4	15.963	1.154	1.176	14.605	17.320	10.000	inc	**
Arsenic, Total	ug/L	MW-12D	4	409.500	45.317	1.176	356.194	462.806	10.000		**
Arsenic, Total	ug/L	MW-13D	4	237.250	7.320	1.176	228.639	245.861	10.000		**
Arsenic, Total	ug/L	MW-14D	4	120.500	11.358	1.176	107.140	133.860	10.000		**
Arsenic, Total	ug/L	MW-1D	4	4.500	1.042	1.176	3.274	5.726	10.000		
Arsenic, Total	ug/L	MW-2D	4	4.050	1.401	1.176	2.402	5.698	10.000		
Arsenic, Total	ug/L	MW-3D	4	3.675	0.411	1.176	3.191	4.159	10.000		
Arsenic, Total	ug/L	MW-7D	4	463.750	20.565	1.176	439.560	487.940	10.000		**
Arsenic, Total	ug/L	MW-9D	4	14.200	6.342	1.176	6.740	21.660	10.000	inc	
Arsenic, Total	ug/L	MW-9I	4	9.475	5.604	1.176	2.883	16.067	10.000		
Barium, Total	ug/L	MW-10D	4	31.025	3.194	1.176	27.268	34.782	2000.000		
Barium, Total	ug/L	MW-11D	4	24.850	1.434	1.176	23.163	26.537	2000.000	dec	
Barium, Total	ug/L	MW-12D	4	26.850	1.190	1.176	25.450	28.250	2000.000	dec	
Barium, Total	ug/L	MW-13D	4	36.950	11.475	1.176	23.452	50.448	2000.000		
Barium, Total	ug/L	MW-14D	4	50.350	15.489	1.176	32.131	68.569	2000.000		
Barium, Total	ug/L	MW-1D	4	78.775	6.481	1.176	71.152	86.398	2000.000	inc	
Barium, Total	ug/L	MW-2D	4	49.275	9.907	1.176	37.622	60.928	2000.000		
Barium, Total	ug/L	MW-3D	4	64.450	19.046	1.176	42.046	86.854	2000.000		
Barium, Total	ug/L	MW-7D	4	45.250	5.784	1.176	38.446	52.054	2000.000	dec	
Barium, Total	ug/L	MW-9D	4	51.225	5.082	1.176	45.247	57.203	2000.000		

* - Insufficient Data
 ** - Significant Exceedance
 LCL = Lower Confidence Limit
 UCL = Upper Confidence Limit

Table 1

Confidence Intervals for Comparing the Mean of the Last 4 Measurements to an Assessment Monitoring Standard

Constituent	Units	Well	N	Mean	SD	Factor	95% LCL	95% UCL	Standard	Trend
Barium, Total	ug/L	MW-9I	4	72.850	3.877	1.176	68.290	77.410	2000.000	inc
Beryllium, Total	ug/L	MW-10D	4	0.100	0.000	1.176	0.100	0.100	4.000	
Beryllium, Total	ug/L	MW-11D	4	2.000	0.000	1.176	2.000	2.000	4.000	
Beryllium, Total	ug/L	MW-12D	4	2.000	0.000	1.176	2.000	2.000	4.000	
Beryllium, Total	ug/L	MW-13D	4	2.000	0.000	1.176	2.000	2.000	4.000	
Beryllium, Total	ug/L	MW-14D	4	0.100	0.000	1.176	0.100	0.100	4.000	
Beryllium, Total	ug/L	MW-1D	4	0.100	0.000	1.176	0.100	0.100	4.000	
Beryllium, Total	ug/L	MW-2D	4	0.100	0.000	1.176	0.100	0.100	4.000	
Beryllium, Total	ug/L	MW-3D	4	2.000	0.000	1.176	2.000	2.000	4.000	
Beryllium, Total	ug/L	MW-7D	4	2.000	0.000	1.176	2.000	2.000	4.000	
Beryllium, Total	ug/L	MW-9D	4	0.100	0.000	1.176	0.100	0.100	4.000	
Beryllium, Total	ug/L	MW-9I	4	0.100	0.000	1.176	0.100	0.100	4.000	
Cadmium, Total	ug/L	MW-10D	4	1.000	0.000	1.176	1.000	1.000	5.000	
Cadmium, Total	ug/L	MW-11D	4	1.000	0.000	1.176	1.000	1.000	5.000	
Cadmium, Total	ug/L	MW-12D	4	1.000	0.000	1.176	1.000	1.000	5.000	
Cadmium, Total	ug/L	MW-13D	4	1.000	0.000	1.176	1.000	1.000	5.000	
Cadmium, Total	ug/L	MW-14D	4	1.000	0.000	1.176	1.000	1.000	5.000	
Cadmium, Total	ug/L	MW-1D	4	1.000	0.000	1.176	1.000	1.000	5.000	
Cadmium, Total	ug/L	MW-2D	4	1.000	0.000	1.176	1.000	1.000	5.000	
Cadmium, Total	ug/L	MW-3D	4	1.000	0.000	1.176	1.000	1.000	5.000	
Cadmium, Total	ug/L	MW-7D	4	1.275	0.550	1.176	0.628	1.922	5.000	
Cadmium, Total	ug/L	MW-9D	4	1.000	0.000	1.176	1.000	1.000	5.000	
Cadmium, Total	ug/L	MW-9I	4	1.000	0.000	1.176	1.000	1.000	5.000	
Chromium, Total	ug/L	MW-10D	4	5.000	0.000	1.176	5.000	5.000	100.000	
Chromium, Total	ug/L	MW-11D	4	5.000	0.000	1.176	5.000	5.000	100.000	
Chromium, Total	ug/L	MW-12D	4	5.000	0.000	1.176	5.000	5.000	100.000	
Chromium, Total	ug/L	MW-13D	4	5.000	0.000	1.176	5.000	5.000	100.000	
Chromium, Total	ug/L	MW-14D	4	5.000	0.000	1.176	5.000	5.000	100.000	
Chromium, Total	ug/L	MW-1D	4	5.000	0.000	1.176	5.000	5.000	100.000	
Chromium, Total	ug/L	MW-2D	4	5.000	0.000	1.176	5.000	5.000	100.000	
Chromium, Total	ug/L	MW-3D	4	5.000	0.000	1.176	5.000	5.000	100.000	
Chromium, Total	ug/L	MW-7D	4	5.000	0.000	1.176	5.000	5.000	100.000	

* - Insufficient Data
 ** - Significant Exceedance
 LCL = Lower Confidence Limit
 UCL = Upper Confidence Limit

Table 1

Confidence Intervals for Comparing the Mean of the Last 4 Measurements to an Assessment Monitoring Standard

Constituent	Units	Well	N	Mean	SD	Factor	95% LCL	95% UCL	Standard	Trend
Chromium, Total	ug/L	MW-9D	4	5.000	0.000	1.176	5.000	5.000	100.000	
Chromium, Total	ug/L	MW-9I	4	5.000	0.000	1.176	5.000	5.000	100.000	
Cobalt, Total	ug/L	MW-10D	4	0.500	0.000	1.176	0.500	0.500	6.000	
Cobalt, Total	ug/L	MW-11D	4	0.500	0.000	1.176	0.500	0.500	6.000	
Cobalt, Total	ug/L	MW-12D	4	0.500	0.000	1.176	0.500	0.500	6.000	
Cobalt, Total	ug/L	MW-13D	4	2.150	0.700	1.176	1.327	2.973	6.000	
Cobalt, Total	ug/L	MW-14D	4	0.675	0.350	1.176	0.263	1.087	6.000	
Cobalt, Total	ug/L	MW-1D	4	0.500	0.000	1.176	0.500	0.500	6.000	
Cobalt, Total	ug/L	MW-2D	4	0.500	0.000	1.176	0.500	0.500	6.000	
Cobalt, Total	ug/L	MW-3D	4	0.500	0.000	1.176	0.500	0.500	6.000	
Cobalt, Total	ug/L	MW-7D	4	2.325	0.350	1.176	1.913	2.737	6.000	
Cobalt, Total	ug/L	MW-9D	4	0.500	0.000	1.176	0.500	0.500	6.000	
Cobalt, Total	ug/L	MW-9I	4	0.500	0.000	1.176	0.500	0.500	6.000	
Fluoride	mg/L	MW-10D	4	2.050	0.387	1.176	1.594	2.506	4.000	
Fluoride	mg/L	MW-11D	4	0.328	0.066	1.176	0.250	0.405	4.000	
Fluoride	mg/L	MW-12D	4	1.500	0.283	1.176	1.167	1.833	4.000	inc
Fluoride	mg/L	MW-13D	4	0.628	0.091	1.176	0.520	0.735	4.000	inc
Fluoride	mg/L	MW-14D	4	0.208	0.118	1.176	0.069	0.346	4.000	dec
Fluoride	mg/L	MW-1D	4	0.350	0.098	1.176	0.234	0.466	4.000	
Fluoride	mg/L	MW-2D	4	0.905	0.047	1.176	0.850	0.960	4.000	
Fluoride	mg/L	MW-3D	4	0.180	0.050	1.176	0.122	0.238	4.000	dec
Fluoride	mg/L	MW-7D	4	0.428	0.070	1.176	0.345	0.510	4.000	inc
Fluoride	mg/L	MW-9D	4	0.423	0.053	1.176	0.360	0.485	4.000	
Fluoride	mg/L	MW-9I	4	1.030	0.113	1.176	0.897	1.163	4.000	inc
Lead, Total	ug/L	MW-10D	4	5.000	0.000	1.176	5.000	5.000	15.000	
Lead, Total	ug/L	MW-11D	4	5.000	0.000	1.176	5.000	5.000	15.000	
Lead, Total	ug/L	MW-12D	4	5.000	0.000	1.176	5.000	5.000	15.000	
Lead, Total	ug/L	MW-13D	4	5.000	0.000	1.176	5.000	5.000	15.000	
Lead, Total	ug/L	MW-14D	4	5.000	0.000	1.176	5.000	5.000	15.000	
Lead, Total	ug/L	MW-1D	4	5.000	0.000	1.176	5.000	5.000	15.000	
Lead, Total	ug/L	MW-2D	4	5.000	0.000	1.176	5.000	5.000	15.000	
Lead, Total	ug/L	MW-3D	4	5.000	0.000	1.176	5.000	5.000	15.000	

* - Insufficient Data
 ** - Significant Exceedance
 LCL = Lower Confidence Limit
 UCL = Upper Confidence Limit

Table 1

Confidence Intervals for Comparing the Mean of the Last 4 Measurements to an Assessment Monitoring Standard

Constituent	Units	Well	N	Mean	SD	Factor	95% LCL	95% UCL	Standard	Trend	
Lead, Total	ug/L	MW-7D	4	5.000	0.000	1.176	5.000	5.000	15.000		
Lead, Total	ug/L	MW-9D	4	5.000	0.000	1.176	5.000	5.000	15.000		
Lead, Total	ug/L	MW-9I	4	5.000	0.000	1.176	5.000	5.000	15.000		
Lithium, Total	ug/L	MW-10D	4	57.200	10.875	1.176	44.408	69.992	40.000		**
Lithium, Total	ug/L	MW-11D	4	144.250	5.123	1.176	138.223	150.277	40.000	dec	**
Lithium, Total	ug/L	MW-12D	4	79.275	11.272	1.176	66.016	92.534	40.000	dec	**
Lithium, Total	ug/L	MW-13D	4	77.550	5.076	1.176	71.579	83.521	40.000	dec	**
Lithium, Total	ug/L	MW-14D	4	718.250	118.038	1.176	579.404	857.096	40.000		**
Lithium, Total	ug/L	MW-1D	4	16.750	7.795	1.176	7.581	25.919	40.000	dec	
Lithium, Total	ug/L	MW-2D	4	50.150	7.179	1.176	41.706	58.594	40.000		**
Lithium, Total	ug/L	MW-3D	4	10.000	0.000	1.176	10.000	10.000	40.000	dec	
Lithium, Total	ug/L	MW-7D	4	98.400	4.002	1.176	93.692	103.108	40.000	dec	**
Lithium, Total	ug/L	MW-9D	4	20.150	6.848	1.176	12.095	28.205	40.000	dec	
Lithium, Total	ug/L	MW-9I	4	26.725	3.571	1.176	22.525	30.925	40.000	dec	
Mercury	ug/L	MW-10D	4	1.000	0.000	1.176	1.000	1.000	2.000		
Mercury	ug/L	MW-11D	4	1.000	0.000	1.176	1.000	1.000	2.000		
Mercury	ug/L	MW-12D	4	1.200	0.400	1.176	0.729	1.671	2.000		
Mercury	ug/L	MW-13D	4	1.000	0.000	1.176	1.000	1.000	2.000		
Mercury	ug/L	MW-14D	4	1.000	0.000	1.176	1.000	1.000	2.000		
Mercury	ug/L	MW-1D	4	1.000	0.000	1.176	1.000	1.000	2.000		
Mercury	ug/L	MW-2D	4	1.000	0.000	1.176	1.000	1.000	2.000		
Mercury	ug/L	MW-3D	4	1.000	0.000	1.176	1.000	1.000	2.000		
Mercury	ug/L	MW-7D	4	1.000	0.000	1.176	1.000	1.000	2.000		
Mercury	ug/L	MW-9D	4	1.000	0.000	1.176	1.000	1.000	2.000		
Mercury	ug/L	MW-9I	4	1.000	0.000	1.176	1.000	1.000	2.000		
Molybdenum, Total	ug/L	MW-10D	4	94.675	15.077	1.176	76.940	112.410	100.000		
Molybdenum, Total	ug/L	MW-11D	4	5.000	0.000	1.176	5.000	5.000	100.000		
Molybdenum, Total	ug/L	MW-12D	4	167.250	9.777	1.176	155.750	178.750	100.000	dec	**
Molybdenum, Total	ug/L	MW-13D	4	607.250	110.557	1.176	477.203	737.297	100.000		**
Molybdenum, Total	ug/L	MW-14D	4	235.250	29.330	1.176	200.749	269.751	100.000		**
Molybdenum, Total	ug/L	MW-1D	4	34.575	5.550	1.176	28.047	41.103	100.000	dec	
Molybdenum, Total	ug/L	MW-2D	4	61.875	13.521	1.176	45.971	77.779	100.000		

* - Insufficient Data
 ** - Significant Exceedance
 LCL = Lower Confidence Limit
 UCL = Upper Confidence Limit

Table 1

Confidence Intervals for Comparing the Mean of the Last 4 Measurements to an Assessment Monitoring Standard

Constituent	Units	Well	N	Mean	SD	Factor	95% LCL	95% UCL	Standard	Trend	
Molybdenum, Total	ug/L	MW-3D	4	5.000	0.000	1.176	5.000	5.000	100.000	dec	
Molybdenum, Total	ug/L	MW-7D	4	654.000	51.588	1.176	593.317	714.683	100.000	inc	**
Molybdenum, Total	ug/L	MW-9D	4	47.900	4.990	1.176	42.030	53.770	100.000		
Molybdenum, Total	ug/L	MW-9I	4	122.500	9.399	1.176	111.445	133.555	100.000		**
Selenium, Total	ug/L	MW-10D	4	0.500	0.000	1.176	0.500	0.500	50.000		
Selenium, Total	ug/L	MW-11D	4	2.750	0.000	1.176	2.750	2.750	50.000		
Selenium, Total	ug/L	MW-12D	4	0.500	0.000	1.176	0.500	0.500	50.000		
Selenium, Total	ug/L	MW-13D	4	0.500	0.000	1.176	0.500	0.500	50.000		
Selenium, Total	ug/L	MW-14D	4	0.500	0.000	1.176	0.500	0.500	50.000		
Selenium, Total	ug/L	MW-1D	4	0.500	0.000	1.176	0.500	0.500	50.000		
Selenium, Total	ug/L	MW-2D	4	0.500	0.000	1.176	0.500	0.500	50.000		
Selenium, Total	ug/L	MW-3D	4	0.500	0.000	1.176	0.500	0.500	50.000		
Selenium, Total	ug/L	MW-7D	4	0.500	0.000	1.176	0.500	0.500	50.000		
Selenium, Total	ug/L	MW-9D	4	0.500	0.000	1.176	0.500	0.500	50.000		
Selenium, Total	ug/L	MW-9I	4	0.500	0.000	1.176	0.500	0.500	50.000		
Thallium, Total	ug/L	MW-10D	4	0.500	0.000	1.176	0.500	0.500	2.000		
Thallium, Total	ug/L	MW-11D	4	1.000	0.000	1.176	1.000	1.000	2.000		
Thallium, Total	ug/L	MW-12D	4	1.000	0.000	1.176	1.000	1.000	2.000		
Thallium, Total	ug/L	MW-13D	4	1.000	0.000	1.176	1.000	1.000	2.000		
Thallium, Total	ug/L	MW-14D	4	0.500	0.000	1.176	0.500	0.500	2.000		
Thallium, Total	ug/L	MW-1D	4	0.500	0.000	1.176	0.500	0.500	2.000		
Thallium, Total	ug/L	MW-2D	4	0.500	0.000	1.176	0.500	0.500	2.000		
Thallium, Total	ug/L	MW-3D	4	1.000	0.000	1.176	1.000	1.000	2.000		
Thallium, Total	ug/L	MW-7D	4	1.000	0.000	1.176	1.000	1.000	2.000		
Thallium, Total	ug/L	MW-9D	4	0.500	0.000	1.176	0.500	0.500	2.000		
Thallium, Total	ug/L	MW-9I	4	0.500	0.000	1.176	0.500	0.500	2.000		
Total Radium	pCi/L	MW-10D	4	1.477	0.345	1.176	1.072	1.883	5.000		
Total Radium	pCi/L	MW-11D	4	0.931	0.474	1.176	0.373	1.489	5.000		
Total Radium	pCi/L	MW-12D	4	1.035	0.260	1.176	0.730	1.340	5.000		
Total Radium	pCi/L	MW-13D	4	1.745	0.337	1.176	1.349	2.141	5.000		
Total Radium	pCi/L	MW-14D	4	1.428	0.472	1.176	0.872	1.983	5.000		
Total Radium	pCi/L	MW-1D	4	1.350	0.458	1.176	0.812	1.888	5.000		

* - Insufficient Data
 ** - Significant Exceedance
 LCL = Lower Confidence Limit
 UCL = Upper Confidence Limit

Table 1

Confidence Intervals for Comparing the Mean of the Last 4 Measurements to an Assessment Monitoring Standard

Constituent	Units	Well	N	Mean	SD	Factor	95% LCL	95% UCL	Standard	Trend
Total Radium	pCi/L	MW-2D	4	1.835	0.191	1.176	1.611	2.059	5.000	
Total Radium	pCi/L	MW-3D	4	1.030	0.312	1.176	0.663	1.397	5.000	
Total Radium	pCi/L	MW-7D	4	1.089	0.265	1.176	0.777	1.401	5.000	
Total Radium	pCi/L	MW-9D	4	1.063	0.554	1.176	0.411	1.714	5.000	
Total Radium	pCi/L	MW-9I	4	1.116	0.487	1.176	0.543	1.688	5.000	

* - Insufficient Data

** - Significant Exceedance

LCL = Lower Confidence Limit

UCL = Upper Confidence Limit

Table 1: 95% LCL Compared to GWPS - Shallow Zone
Multiunit Ash Pond System
AES Indiana
Harding Street Generating Station, Indianapolis, Indiana
ATC Project No. 170LF01277

Sample ID	Through Sample Date	Antimony	Arsenic	Barium	Beryllium	Cadmium	Chromium	Cobalt	Fluoride	Lead	Lithium	Mercury	Molybdenum	Selenium	Thallium	Radium 226/228 Combined
		ug/L	ug/L	ug/L	ug/L	ug/L	ug/L	ug/L	mg/L	ug/L	ug/L	ug/L	ug/L	ug/L	ug/L	pCi/L
	GWPS (greater of MCL/USEPA Amendment Level, or background PL)	6	10	2000	4	5	100	6	4	15	40	2	100	50	2	5
	MCL	6	10	2000	4	5	100	-	4	15	-	2	-	50	2	5
	USEPA'S Amendments to the National Minimum Criteria*	-	-	-	-	-	-	6	-	15	40	-	100	-	-	-
	Prediction Limit (based on background data through November 2022)	1	1	92.8487	0.2	2	10	1	0.13	10	20	2	10	3.5056	1	2.3574
MW-1S	September 2018	2	0	7	2	1	5	2	0.593	5	7	1	46	5	1	0.896
	May 2019	2	0	3	2	1	5	2	0.519	5	7	1	41	5	1	0.648
	November 2019	1	0	33	2	1	5	2	0.425	5	5	1	32	5	1	1.431
	May 2020	1	6	51	2	1	5	2	0.343	5	5	1	29	5	1	0.304
	November 2020	2	3	54	2	1	5	2	0.326	5	5	1	22	5	1	0.508
	May 2021	2	8	76	2	1	5	2	0.254	5	10	1	22	5	1	1.088
	November 2021	2.754	7.106 12.950 (N=8)	57.491	2.000	1.000	5.000	2.500	0.251	5.000	10.000	1.000	22.132	5.000	1.000	0.597 1.758 (N=8)
	May 2022	2.754	5.729 11.84 (N=8)	57.546	2.000	1.000	5.000	2.500	0.244	5.000	10.000	1.000	24.358	5.000	1.000	0.608
November 2022	2.832	1.632 14.632 (N=16)	43.071	2.000	1.000	5	0.5	0.237	5.000	10.000	1.000	19.721	0.500	1.000	0.496	
MW-2S	September 2018	3	14	80	2	1	5	2	1.186	5	17	1	71	5	1	1.152
	May 2019	3	12	81	2	1	5	2	0.895	5	1	1	35	5	1	0.973
	November 2019	3	12	64	2	1	5	2	0.587	5	13	1	25	5	1	1.000
	May 2020	3	10	62	2	1	5	2	0.363	5	7	1	14	5	1	0.990
	November 2020	3	9	82	2	1	5	1	0.298	5	7	1	28	5	1	1.106
	May 2021	3	6	68	2	1	5	1	0.294	5	7	1	28	5	1	0.429
	November 2021	3.000	3.608 10.671 (N=8)	77.945	2.000	1.000	5.000	1.494	0.306	5.000	5.604	1.000	28.934	5.000	1.000	0.335
	May 2022	3.000	3.507 9.341 (N=8) 13.893 (N=14)	83.59	2.000	1.000	5.000	1.494	0.294	5.000	5.604	1.000	18.78	5.000	1.000	0.470
November 2022	0.500	3.167 13.973 (N=15)	52.529	0.100	1.000	5	0.5	0.302	5.000	6.078	1.000	14.273	0.500	0.500	0.841	
MW-3S	September 2018	8	2	24	2	1	5	2	0.349	5	10	1	52	4	1	0.491
	May 2019	7	2	25	2	1	5	2	0.217	5	10	1	41	0	1	0.549
	November 2019	8	1	28	2	1	5	2	0.197	5	10	1	34	0	1	0.615
	May 2020	7	2	35	2	1	5	2	0.223	5	10	1	41	1	1	0.615
	November 2020	7	1	36	2	1	5	2	0.214	5	10	1	39	0	1	0.733
	May 2021	6	0	39	2	1	5	2	0.174	5	10	1	35	2	1	0.785
	November 2021	5.764 6.903 (N=8)	0.218	37.500	2.000	1.000	5.000	2.500	0.134	5.000	10.000	1.000	36.177	1.260	1.000	0.785
	May 2022	4.75 6.242 (N=8)	0.129	31.580	2.000	1.000	5.000	2.500	0.063	5.000	10.000	1.000	32.035	0.000	1.000	0.572
November 2022																DRY WELL; NOT SAMPLED

Table 1: 95% LCL Compared to GWPS - Shallow Zone
 Multiunit Ash Pond System
 AES Indiana
 Harding Street Generating Station, Indianapolis, Indiana
 ATC Project No. 170LF01277

Sample ID	Through Sample Date	Antimony	Arsenic	Barium	Beryllium	Cadmium	Chromium	Cobalt	Fluoride	Lead	Lithium	Mercury	Molybdenum	Selenium	Thallium	Radium 226/228 Combined
		ug/L	ug/L	ug/L	ug/L	ug/L	ug/L	ug/L	mg/L	ug/L	ug/L	ug/L	ug/L	ug/L	ug/L	pCi/L
	GWPS (greater of MCL/USEPA Amendment Level, or background PL)	6	10	2000	4	5	100	6	4	15	40	2	100	50	2	5
	MCL	6	10	2000	4	5	100	-	4	15	-	2	-	50	2	5
	USEPA'S Amendments to the National Minimum Criteria*	-	-	-	-	-	-	6	-	15	40	-	100	-	-	-
	Prediction Limit (based on background data through November 2022)	1	1	92.8487	0.2	2	10	1	0.13	10	20	2	10	3.5056	1	2.3574
MW-4S	September 2018	3	5	52	2	1	5	2	0.108	5	6	1	5	6	1	0.721
	May 2019	3	5	47	2	1	5	2	0.108	5	6	1	5	5	1	0.601
	November 2019	DRY WELL; NOT SAMPLED														
	May 2020	3	2	48	2	1	5	2	0.060	5	10	1	5	2	1	0.812
	November 2020	3	2	62	2	1	5	1	0.037	5	10	1	5	10	1	0.838
	May 2021	DRY WELL; NOT SAMPLED														
	November 2021	3.000	1.503	59.290	2.000	1.000	5.000	1.327	0.038	5.000	5.469	1.000	5.000	7.288	1.000	0.751
	May 2022	3.000	0.455	75.954	2.000	1.000	5.000	1.327	0.033	5.000	5.469	1.000	5.000	0	1.000	0.671
November 2022	DRY WELL; NOT SAMPLED															
MW-5S	September 2018	3	5	24	2	1	5	2	2.65	5	53	1	249	5	1	1.047
	May 2019	3	5	25	2	1	5	1	2.391	5	53	1	227	5	1	1.073
	November 2019	DRY WELL; NOT SAMPLED														
	May 2020	3	5	28	2	1	5	1	2.316	5	53	1	217	5	1	0.942
	November 2020	3	5	25	2	1	5	1	2.184	5	43	1	186	5	1	0.880
	May 2021	3	5	24	2	1	5	1	1.802	5	39	1	138	5	1	0.875
	November 2021	3.000	5.000	22.468	2.000	1.000	5.000	0.897	1.686	5.000	39.065 46.853 (N=8)	1.000	126.264	5.000	1.000	0.883
	May 2022	3.000	5.000	22.49	2.000	1.000	5.000	1.494	1.616	5.000	41.149	1.000	115.401	5.000	1.000	0.986
November 2022	0.500	0.500	26.169	2.000	1.000	5	1.025	1.524	5.000	42.589	1.000	95.031	0.500	1.000	0.954	
MW-6S	September 2018	3	11	72	2	1	5	2	0.919	5	60	1	137	2	1	0.553
	May 2019	1	11	82	2	1	5	2	0.600	5	55	1	79	1	1	0.662
	November 2019	DRY WELL; NOT SAMPLED														
	May 2020	1	10	103	2	1	5	2	0.614	5	55	1	79	1	1	0.846
	November 2020	1	8	105	2	1	5	2	0.610	5	49	1	74	1	1	0.700
	May 2021	1	6	101	2	1	5	2	0.614	5	51	1	77	2	1	0.434
	November 2021	3.000	6.418 10.746 (N=8)	108.371	2.000	1.000	5.000	1.405	1.024	5.000	58.003	1.000	152.129	3.396	1.000	0.788
	May 2022	3.000	0.174 9.881 (N=8) 15.420 (N=16)	111.128	2.000	1.000	5.000	1.477	1.204	5.000	60.422	1.000	155.261	3.763	1.000	0.788
November 2022	3.000	7.699 9.787 (N=8) 14.512 (N=16)	93.631	2.000	1.000	5	1.485	1.177	5.000	50.832	1.000	155.261	3.763	1.000	0.850	
MW-7S	September 2018	3	324	38	2	1	5	2	0.395	5	92	1	410	5	1	1.138
	May 2019	3	319	34	2	1	5	1	0.391	5	90	1	438	5	1	1.180
	November 2019	3	309	35	2	1	5	1	0.419	5	89	1	508	5	1	1.272
	May 2020	3	306	33	2	1	5	1	0.431	5	84	1	509	5	1	1.080
	November 2020	3	337	32	2	1	5	1	0.461	5	82	1	571	5	1	0.979
	May 2021	3	374	34	2	1	5	1	0.465	5	82	1	619	5	1	0.965
	November 2021	3.000	354.610	37.822	2.000	1.000	5.000	1.662	0.493	5.000	82.414	1.000	632.181	5.000	1.000	0.895
	May 2022	3.000	358.698	35.281	2.000	1.000	5.000	1.662	0.446	5.000	82.416	1.000	585.986	5.000	1.000	0.798
November 2022	0.500	364.813	37.995	2.000	1.000	5.000	1.662	0.458	5.000	82.416	1.000	574.880	0.500	1.000	0.794	

Table 1: 95% LCL Compared to GWPS - Shallow Zone
Multiunit Ash Pond System
AES Indiana
Harding Street Generating Station, Indianapolis, Indiana
ATC Project No. 170LF01277

Sample ID	Through Sample Date	Antimony	Arsenic	Barium	Beryllium	Cadmium	Chromium	Cobalt	Fluoride	Lead	Lithium	Mercury	Molybdenum	Selenium	Thallium	Radium 226/228 Combined
		ug/L	ug/L	ug/L	ug/L	ug/L	ug/L	ug/L	mg/L	ug/L	ug/L	ug/L	ug/L	ug/L	ug/L	pCi/L
	GWPS (greater of MCL/USEPA Amendment Level, or background PL)	6	10	2000	4	5	100	6	4	15	40	2	100	50	2	5
	MCL	6	10	2000	4	5	100	-	4	15	-	2	-	50	2	5
	USEPA'S Amendments to the National Minimum Criteria*	-	-	-	-	-	-	6	-	15	40	-	100	-	-	-
	Prediction Limit (based on background data through November 2022)	1	1	92.8487	0.2	2	10	1	0.13	10	20	2	10	3.5056	1	2.3574
MW-8S	September 2018	3	5	18	2	1	5	2	0.066	5	72	1	133	5	1	0.702
	May 2019	3	5	35	2	1	5	2	0.066	5	82	1	171	2	1	0.702
	November 2019	3	5	36	2	1	5	2	0.062	5	118	1	279	2	1	0.620
	May 2020	3	5	36	2	1	5	2	0.056	5	114	1	242	1	1	0.620
	November 2020	3	5	36	2	1	5	2	0.11	5	113	1	279	1	1	0.687
	May 2021	3	5	31	2	1	5	2	0.059	5	113	1	292	2	1	0.687
	November 2021	3.000	5.000	29.260	2.000	1.000	5.000	2.500	0.058	5.000	106.923	1.000	228.802	0.815	1.000	0.819
	May 2022	3.000	5.000	29.303	2.000	1.000	5.000	2.500	0.033	5.000	93.803	1.000	147.761	1.057	1.000	0.645
November 2022	0.500	0.500	27.144	2.000	1.000	5	2.027	0.031	5.000	98.988	1.000	177.540	1.057	1.000	0.640	
MW-9S	September 2018	9	5	41	2	1	5	2	0.05	5	87	1	88	0	1	0.663
	May 2019	8	5	47	2	1	5	2	0.013	5	74	1	83	0	1	0.801
	November 2019	DRY WELL; NOT SAMPLED														
	May 2020	9	2	49	2	1	5	2	0.013	5	73	1	92	9	1	0.801
	November 2020	7	2	50	2	1	5	2	0.023	5	68	1	69	0	1	0.732
	May 2021	DRY WELL; NOT SAMPLED														
	November 2021	DRY WELL; NOT SAMPLED														
	May 2022	DRY WELL; NOT SAMPLED														
November 2022	DRY WELL; NOT SAMPLED															
MW-10S	September 2018	3	356	42	2	1	5	2	1.76	5	51	1	108	5	1	1.019
	May 2019	3	321	37	2	1	5	2	1.839	5	50	1	92	5	1	0.965
	November 2019	3	326	41	2	1	5	2	2.051	5	55	1	85	5	1	0.596
	May 2020	3	337	38	2	1	5	1	1.936	5	57	1	80	5	1	0.544
	November 2020	3	340	35	2	1	5	1	1.97	5	51	1	77	5	1	0
	May 2021	3	342	42	2	1	5	1	1.97	5	42	1	71	5	1	0
	November 2021	3.000	340.569	51.110	2.000	1.000	5.000	1.410	2.070	5.000	40.133	1.000	69.641 77.437 (N=8)	5.000	1.000	0.000
	May 2022	3.000	359.225	50.594	2.000	1.000	5.000	2.500	2.404	5.000	40.918	1.000	65.466	5.000	1.000	0.000
November 2022	0.500	374.339	68.938	0.100	1.000	5.000	0.500	2.370	5.000	33.115 46.948 (N=10)	1.000	65.753	0.500	0.500	0.916	
MW-11S	September 2018	3	2	40	2	1	0.242	0	1.404	2	0.194	1	72	5	1	1.321
	May 2019	3	1	41	2	1	0	0	1.362	2	0	1	73	5	1	1.068
	November 2019	3	2	54	2	1	2	0	1.366	2	10	1	73	5	1	0.597
	May 2020	3	0	8	1	1	0	0	1.332	1	0	1	71	5	1	0.471
	November 2020	3	0	2	1	1	0	0	1.364	1	0	1	73	5	1	0.589
	May 2021	3	0	0	1	1	0	0	1.364	1	0	1	76	5	1	0.642
	November 2021	3.000	0.000	0.000	0.927	1.000	5.000	0.000	1.364	1.483	0.000	1.000	75.632	5.000	1.000	0.807
	May 2022	3.000	0.000	41.446	0.29	1.000	1.686	1.688	1.325	5	4.894	1.000	75.803	1.731	1.000	0.899
November 2022	0.500	0.120	38.347	0.290	1.000	1.686	1.688	1.333	5.000	4.894	1.000	73.170	0.966	1.000	0.791	

Table 1: 95% LCL Compared to GWPS - Shallow Zone
 Multiunit Ash Pond System
 AES Indiana
 Harding Street Generating Station, Indianapolis, Indiana
 ATC Project No. 170LF01277

Sample ID	Through Sample Date	Antimony	Arsenic	Barium	Beryllium	Cadmium	Chromium	Cobalt	Fluoride	Lead	Lithium	Mercury	Molybdenum	Selenium	Thallium	Radium 226/228 Combined
		ug/L	ug/L	ug/L	ug/L	ug/L	ug/L	ug/L	mg/L	ug/L	ug/L	ug/L	ug/L	ug/L	ug/L	pCi/L
	GWPS (greater of MCL/USEPA Amendment Level, or background PL)	6	10	2000	4	5	100	6	4	15	40	2	100	50	2	5
	MCL	6	10	2000	4	5	100	-	4	15	-	2	-	50	2	5
	USEPA'S Amendments to the National Minimum Criteria*	-	-	-	-	-	-	6	-	15	40	-	100	-	-	-
	Prediction Limit (based on background data through November 2022)	1	1	92.8487	0.2	2	10	1	0.13	10	20	2	10	3.5056	1	2.3574
MW-12S	September 2018	2	13	28	2	1	5	2	0.458	5	102	1	274	5	1	0.889
	May 2019	3	18	26	2	1	5	2	0.879	5	100	1	248	2	1	0.897
	November 2019	DRY WELL; NOT SAMPLED														
	May 2020	2	27	27	2	1	5	2	1.534	5	97	1	202	2	1	0.897
	November 2020	2	27	28	2	1	5	2	1.534	5	84	1	178	2	1	0.938
	May 2021	DRY WELL; NOT SAMPLED														
	November 2021	1.879	29.435	28.013	2.000	1.000	5.000	2.500	1.549	5.000	68.305	1.000	148.059	1.002	1.000	0.744
	May 2022	1.913	38.785	30.158	2.000	1.000	5.000	2.500	1.699	5.000	65.287	1.000	117.461	0	1.000	0.673
November 2022	DRY WELL; NOT SAMPLED															
MW-13S	September 2018	3	328	24	2	1	5	2	0.647	5	83	1	466	5	1	0.713
	May 2019	3	313	25	2	1	5	2	0.681	5	84	1	547	5	1	0.725
	November 2019	3	312	26	2	1	5	2	0.786	5	75	1	726	5	1	0.732
	May 2020	3	306	25	2	1	5	2	0.779	5	74	1	746	5	1	0.883
	November 2020	3	291	28	2	1	5	2	0.778	5	66	1	720	5	1	0.855
	May 2021	3	289	29	2	1	5	2	0.804	5	62	1	684	5	1	0.861
	November 2021	3.000	292.747	31.428	2.000	1.000	5.000	2.500	0.845	5.000	61.794	1.000	576.651	5.000	1.000	0.905
	May 2022	3.000	293.328	32.556	2.000	1.000	5.000	2.500	0.815	5.000	60.449	1.000	526.754	5.000	1.000	0.905
November 2022	0.500	289.054	36.144	2.000	1.000	5	0.5	0.812	5.000	58.925	1.000	503.521	0.500	1.000	0.889	

Notes:

LCL = Lower Confidence Limit

Bold font with gray shading indicates 95% LCL of the mean of the last four measurements that is in exceedance of GWPS.

Bold font with green shading indicates 95% LCL of the mean of the last eight measurements (or as noted) that is in exceedance of GWPS.

Bold font with gold shading indicates 95% LCL of the mean based on a qualitative evaluation of dataset that may or may not have triggered a mean/LCL conflict but visually warranted evaluation of a larger dataset.

ug/L = micrograms per liter (ppb)

mg/L = milligrams per liter (ppm)

Std. Units = Standard Units

*USEPA'S *Amendments to the National Minimum Criteria (Phase One, Part One), Disposal of Coal Combustion Residuals from Electric Utilities* ; effective August 29, 2018.

The 95% LCL statistic is based on the rolling set of the four most recent individual sample results for a parameter.

LCL calculations utilize 1/2 the median non-detect (ND) reporting limit (RL) from the full date range of non-detect sample results. If RL levels changed over time, the current calculated LCL value may be larger than the most recent four ND results.

DUMPStat summary table output limits the number of significant digits reported for a calculated LCL. An exceedingly small calculated LCL value (e.g. 0.00001 mg/L) may simply be reported as 0 in the output summary.

Reporting units of measure for certain constituents in DUMPStat output tables were changed from units of mg/L (ppm) to ug/L (ppb) beginning with November 2021 LCL analysis to allow for reporting of calculated LCLs to more significant digits.

Table updated to include November 2022 assessment sampling results.

Table 2: 95% LCL Compared to GWPS - Deep Zone
Multiunit Ash Pond System
AES Indiana
Harding Street Generating Station, Indianapolis, Indiana
ATC Project No. 170LF01277

Sample ID	Through Sample Date	Antimony	Arsenic	Barium	Beryllium	Cadmium	Chromium	Cobalt	Fluoride	Lead	Lithium	Mercury	Molybdenum	Selenium	Thallium	Radium 226/228 Combined
		ug/L	ug/L	ug/L	ug/L	ug/L	ug/L	ug/L	mg/L	ug/L	ug/L	ug/L	ug/L	ug/L	ug/L	pCi/L
	GWPS (greater of MCL/USEPA Amendment Level, or background PL)	6	10	2000	4	5	100	6	4	15	40	2	100	50	2	5
	MCL	6	10	2000	4	5	100	-	4	15	-	2	-	50	2	5
	USEPA'S Amendments to the National Minimum Criteria*	-	-	-	-	-	-	6	-	15	40	-	100	-	-	-
	Prediction Limit (based on background data through November 2022)	1	1.7	77.8648	0.2	2	10	1	0.13	10	20	2	10	1	1	2.5736
MW-1D	September 2018	3	2	49	2	1	5	2	0.362	5	31	1	49	5	1	0.886
	May 2019	3	4	47	2	1	5	2	0.336	5	31	1	48	5	1	0.900
	November 2019	3	4	48	2	1	5	2	0.314	5	25	1	46	5	1	0.852
	May 2020	3	4	50	2	1	5	2	0.265	5	25	1	45	5	1	0.961
	November 2020	3	0	45	2	1	5	2	0.268	5	11	1	36	5	1	0.421
	May 2021	3	0	51	2	1	5	2	0.229	5	11	1	35	5	1	0.838
	November 2021	2.966	0.000 0.000 (N=8)	59.901	2.000	1.000	5.000	2.500	0.229	5.000	10.37 22.268 (N=8)	1.000	32.091	5.000	1.000	0.639
	May 2022	2.966	0 (N=8) 3.714 (N=16)	63.033	2.000	1.000	5.000	2.500	0.231	5.000	7.581 19.947 (N=9)	1.000	33.075	5.000	1.000	0.554
November 2022	0.500	3.274	71.152	0.100	1.000	5.000	0.500	0.234	5.000	7.581	1.000	28.047	0.500	0.500	0.812	
MW-2D	September 2018	3	2	27	2	1	5	2	2.532	5	35	1	202	5	1	0.958
	May 2019	3	1	39	2	1	5	2	1.763	5	20	1	120	5	1	0.990
	November 2019	3	1	48	2	1	5	2	1.209	5	28	1	65	5	1	0.905
	May 2020	3	2	52	2	1	5	2	0.859	5	30	1	56	5	1	1.427
	November 2020	3	2	63	2	1	5	2	0.981	5	40	1	72	5	1	1.486
	May 2021	3	2	39	2	1	5	2	0.865	5	37	1	59	5	1	1.458
	November 2021	3.000	1.876	32.306	2.000	1.000	5.000	2.500	0.796	5.000	38.926 39.230 (N=8) 57.936 (N=16) ¹	1.000	50.607 66.352 (N=8)	5.000	1.000	0.991
	May 2022	3.000	2.714	24.408	2.000	1.000	5.000	2.500	0.841	5.000	41.697	1.000	47.667	5.000	1.000	1.016
November 2022	0.500	2.402	37.622	0.100	1.000	5.000	0.500	0.850	5.000	41.706	1.000	45.971	0.500	0.500	1.611	
MW-3D	September 2018	3	3	61	2	1	5	2	0.264	5	7	1	14	5	1	0.808
	May 2019	3	2	64	2	1	5	2	0.222	5	7	1	5	5	1	0.794
	November 2019	3	2	54	2	1	5	2	0.212	5	6	1	10	5	1	0.482
	May 2020	3	3	46	2	1	5	2	0.205	5	6	1	10	5	1	0.355
	November 2020	3	3	45	2	1	5	2	0.199	5	6	1	6	5	1	0.347
	May 2021	3	3	41	2	1	5	2	0.181	5	10	1	4	5	1	0.000
	November 2021	3.000	2.915	38.902	2.000	1.000	5.000	2.500	0.15	5.000	10.000	1.000	2.971	5.000	1.000	0.637
	May 2022	3.000	2.915	41.088	2.000	1.000	5.000	2.500	0.135	5.000	10.000	1.000	5	5.000	1.000	0.758
November 2022	0.500	3.191	42.046	2.000	1.000	5.000	0.500	0.122	5.000	10.000	1.000	5.000	0.500	1.000	0.663	
MW-7D	September 2018	3	443	48	2	1	5	2	0.262	5	108	1	426	5	1	1.280
	May 2019	3	438	41	2	1	5	2	0.263	5	106	1	467	5	1	0.777
	November 2019	3	422	42	2	1	5	2	0.284	5	97	1	546	5	1	0.877
	May 2020	3	426	42	2	1	5	2	0.294	5	94	1	554	5	1	0.831
	November 2020	3	405	39	2	1	5	2	0.318	5	87	1	596	5	1	0.687
	May 2021	3	404	38	2	1	5	2	0.343	5	91	1	629	5	1	0.855
	November 2021	3.000	411.387	36.11	2.000	0.628	5.000	1.913	0.358	5.000	92.154	1.000	681.681	5.000	1.000	0.835
	May 2022	3.000	411.292	35.709	2.000	0.628	5.000	1.913	0.339	5.000	92.224	1.000	608.405	5.000	1.000	0.796
November 2022	0.500	439.56	38.446	2.000	0.628	5.000	1.913	0.345	5.000	93.692	1.000	593.317	0.500	1.000	0.777	

Table 2: 95% LCL Compared to GWPS - Deep Zone
 Multiunit Ash Pond System
 AES Indiana
 Harding Street Generating Station, Indianapolis, Indiana
 ATC Project No. 170LF01277

Sample ID	Through Sample Date	Antimony	Arsenic	Barium	Beryllium	Cadmium	Chromium	Cobalt	Fluoride	Lead	Lithium	Mercury	Molybdenum	Selenium	Thallium	Radium 226/228 Combined
		ug/L	ug/L	ug/L	ug/L	ug/L	ug/L	ug/L	mg/L	ug/L	ug/L	ug/L	ug/L	ug/L	ug/L	pCi/L
	GWPS (greater of MCL/USEPA Amendment Level, or background PL)	6	10	2000	4	5	100	6	4	15	40	2	100	50	2	5
	MCL	6	10	2000	4	5	100	-	4	15	-	2	-	50	2	5
	USEPA'S Amendments to the National Minimum Criteria*	-	-	-	-	-	-	6	-	15	40	-	100	-	-	-
	Prediction Limit (based on background data through November 2022)	1	1.7	77.8648	0.2	2	10	1	0.13	10	20	2	10	1	1	2.5736
MW-9D	September 2018	3	3	32	2	1	5	2	0.425	5	41	1	84	5	1	0.803
	May 2019	3	2	36	2	1	5	2	0.412	5	38	1	56	5	1	0.770
	November 2019	3	2	45	2	1	5	2	0.430	5	35	1	42	5	1	0.808
	May 2020	3	2	45	2	1	5	2	0.428	5	31	1	42	5	1	0.822
	November 2020	3	2	44	2	1	5	2	0.421	5	24	1	46	5	1	0.876
	May 2021	3	3	46	2	1	5	2	0.400	5	24	1	46	5	1	0.795
	November 2021	3.000	4.291	45.545	2.000	1.000	5.000	2.500	0.361	5.000	21.648 27.763 (N=8)	1.000	40.729	5.000	1.000	0.948
	May 2022	3.000	2.469 3.287 (N=6)	47.137	2.000	1.000	5.000	2.500	0.356	5.000	22.373	1.000	41.719	5.000	1.000	0.684
November 2022	0.500	6.74	45.247	0.100	1.000	5.000	0.500	0.360	5.000	12.095	1.000	42.030	0.500	0.500	0.411	
MW-9I	September 2018	3	5	30	2	1	5	2	0.538	5	33	1	109	5	1	0.946
	May 2019	3	4	38	2	1	5	2	0.522	5	30	1	98	5	1	0.934
	November 2019	3	4	54	2	1	5	2	0.528	5	31	1	88	5	1	0.738
	May 2020	3	4	53	2	1	5	2	0.595	5	29	1	89	5	1	0.544
	November 2020	3	4	55	2	1	5	2	0.667	5	23	1	89	5	1	0.600
	May 2021	3	4	58	2	1	5	2	0.647	5	24	1	78	5	1	0.480
	November 2021	3.000	4.21	63.972	2.000	1.000	5.000	2.500	0.714	5.000	24.199 28.414 (N=8)	1.000	85.339 96.532 (N=8) 122.452 (N=16) ¹	5.000	1.000	0.79
	May 2022	3.000	2.68	66.366	2.000	1.000	5.000	2.500	0.78	5.000	23.246	1.000	91.728 95.644 (N=8) 106.599 (N=14)	5.000	1.000	0.716
November 2022	0.500	2.883	68.290	0.100	1.000	5.000	0.500	0.897	5.000	22.525	1.000	111.445	0.500	0.500	0.543	
MW-10D	September 2018	3	331	23	2	1	5	2	2.066	5	58	1	139	5	1	1.123
	May 2019	3	295	26	2	1	5	2	2.147	5	57	1	97	5	1	1.048
	November 2019	3	267	28	2	1	5	2	2.299	5	60	1	73	5	1	0.943
	May 2020	3	263	27	2	1	5	2	2.298	5	59	1	60	5	1	0.743
	November 2020	3	254	28	2	1	5	2	2.298	5	53	1	70	5	1	0.779
	May 2021	3	252	26	2	1	5	2	2.334	5	49	1	71	5	1	0.674
	November 2021	3.000	186.421	26.688	2.000	1.000	5.000	2.500	2.087	5.000	48.145	1.000	73.725 80.904 (N=8)	5.000	1.000	0.633
	May 2022	3.000	136.233	26.988	2.000	1.000	5.000	2.500	1.831	5.000	48.125	1.000	80.286 78.271 (N=8)	5.000	1.000	0.754
November 2022	0.500	124.563	24.576	0.100	1.000	5.000	0.500	1.837	5.000	43.947	1.000	80.382	0.500	0.500	0.967	
MW-11D	September 2018	3	13	32	2	1	5	2	0.333	5	111	1	5	5	1	0.912
	May 2019	3	13	31	2	1	5	2	0.334	5	122	1	5	5	1	0.887
	November 2019	3	14	31	2	1	5	2	0.326	5	123	1	5	5	1	0.834
	May 2020	3	14	28	2	1	5	2	0.311	5	122	1	5	5	1	0.782
	November 2020	3	14	27	2	1	5	2	0.371	5	125	1	5	5	1	0.834
	May 2021	3	15	26	2	1	5	2	0.27	5	129	1	5	5	1	0.680
	November 2021	3.000	14.388	23.199	2.000	1.000	5.000	2.500	0.264	5.000	134.044	1.000	5.000	5.000	1.000	0.718
	May 2022	3.000	14.309	22.788	2.000	1.000	5.000	2.500	0.244	5.000	134.682	1.000	5.000	5.000	1.000	0.655
November 2022	0.500	14.605	23.163	2.000	1.000	5.000	0.500	0.250	5.000	138.223	1.000	5.000	2.750	1.000	0.373	

Table 2: 95% LCL Compared to GWPS - Deep Zone
 Multiunit Ash Pond System
 AES Indiana
 Harding Street Generating Station, Indianapolis, Indiana
 ATC Project No. 170LF01277

Sample ID	Through Sample Date	Antimony	Arsenic	Barium	Beryllium	Cadmium	Chromium	Cobalt	Fluoride	Lead	Lithium	Mercury	Molybdenum	Selenium	Thallium	Radium 226/228 Combined
		ug/L	ug/L	ug/L	ug/L	ug/L	ug/L	ug/L	mg/L	ug/L	ug/L	ug/L	ug/L	ug/L	ug/L	pCi/L
	GWPS (greater of MCL/USEPA Amendment Level, or background PL)	6	10	2000	4	5	100	6	4	15	40	2	100	50	2	5
	MCL	6	10	2000	4	5	100	-	4	15	-	2	-	50	2	5
	USEPA'S Amendments to the National Minimum Criteria*	-	-	-	-	-	-	6	-	15	40	-	100	-	-	-
	Prediction Limit (based on background data through November 2022)	1	1.7	77.8648	0.2	2	10	1	0.13	10	20	2	10	1	1	2.5736
MW-12D	September 2018	3	194	24	2	1	5	2	0.379	5	113	1	217	5	1	0.960
	May 2019	3	203	24	2	1	5	2	0.515	5	101	1	221	5	1	0.669
	November 2019	3	208	24	2	1	5	2	0.962	5	101	1	215	5	1	0.794
	May 2020	3	194	24	2	1	5	2	0.962	5	101	1	214	5	1	0.721
	November 2020	3	147	25	2	1	5	2	0.977	5	102	1	203	5	1	0.727
	May 2021	3	215	27	2	1	5	2	0.977	5	75	1	176	5	1	0.727
	November 2021	3.000	308.663	26.748	2.000	1.000	5.000	2.500	0.977	5.000	73.705	0.729	164.475	5.000	1.000	0.759
	May 2022	3.000	384.877	26.426	2.000	1.000	5.000	2.500	0.912	5.000	65.88	0.729	153.548	5.000	1.000	0.753
November 2022	0.500	356.194	25.450	2.000	1.000	5.000	0.500	1.167	5.000	66.016	0.729	155.750	0.500	1.000	0.730	
MW-13D	September 2018	3	217	20	2	1	5	2	0.410	5	97	1	614	5	1	1.058
	May 2019	3	209	21	2	1	5	2	0.415	5	97	1	666	5	1	1.366
	November 2019	3	207	20	2	1	5	2	0.452	5	87	1	813	5	1	1.022
	May 2020	3	211	19	2	1	5	2	0.446	5	87	1	799	5	1	0.852
	November 2020	3	216	24	2	1	5	2	0.468	5	78	1	800	5	1	0.866
	May 2021	3	218	20	2	1	5	1	0.507	5	72	1	779	5	1	0.837
	November 2021	3.000	224.404	23.878	2.000	1.000	5.000	1.327	0.555	5.000	71.489	1.000	624.25	5.000	1.000	1.034
	May 2022	3.000	224.035	22.697	2.000	1.000	5.000	1.327	0.527	5.000	72.327	1.000	533.408	5.000	1.000	1.416
November 2022	0.500	228.639	23.452	2.000	1.000	5.000	1.327	0.520	5.000	71.579	1.000	477.203	0.500	1.000	1.349	
MW-14D	September 2018	3	113	49	2	1	5	2	0.246	5	551	1	177	5	1	1.154
	May 2019	3	105	46	2	1	5	2	0.235	5	532	1	181	5	1	1.198
	November 2019	3	99	47	2	1	5	1	0.202	5	488	1	159	5	1	1.163
	May 2020	3	104	46	2	1	5	1	0.076	5	449	1	159	5	1	1.302
	November 2020	3	100	46	2	1	5	1	0.077	5	378	1	174	5	1	1.366
	May 2021	3	103	48	2	1	5	1	0.015	5	398	1	189	5	1	1.605
	November 2021	3.000	104.386	46.364	2.000	1.000	5.000	1.41	0.014	5.000	498.309	1.000	189.714	5.000	1.000	1.465
	May 2022	3.000	104.451	40.259	2.000	1.000	5.000	1.41	0.07	5.000	496.479	1.000	201.183	5.000	1.000	1.051
November 2022	0.500	107.140	32.131	0.100	1.000	5.000	0.263	0.069	5.000	579.404	1.000	200.749	0.500	0.500	0.872	

Notes:

LCL = Lower Confidence Limit

Bold font with gray shading indicates 95% LCL of the mean of the last four measurements that is in exceedance of GWPS.

Bold font with green shading indicates 95% LCL of the mean of the last eight or sixteen measurements that is in exceedance of GWPS.

Bold font with gold shading indicates 95% LCL of the mean based on a qualitative evaluation of dataset that may or may not have triggered a mean/LCL conflict but visually warranted evaluation of a larger dataset.

ug/L = micrograms per liter (ppb)

mg/L = milligrams per liter (ppm)

Std. Units = Standard Units

*USEPA'S Amendments to the National Minimum Criteria (Phase One, Part One), Disposal of Coal Combustion Residuals from Electric Utilities ; effective August 29, 2018.

The 95% LCL statistic is based on the rolling set of the four most recent individual sample results for a parameter.

1 - Exceedance not declared due to trend identified over the corresponding dataset. Datasets containing trends do not display stationarity and are not appropriate to utilize for LCL calculations.

LCL calculations utilize 1/2 the median non-detect (ND) reporting limit (RL) from the full date range of non-detect sample results. If RL levels changed over time, the current calculated LCL value may be larger than the most recent four ND results.

DUMPStat summary table output limits the number of significant digits reported for a calculated LCL. An exceedingly small calculated LCL value (e.g. 0.00001 mg/L) may simply be reported as 0 in the output summary.

Reporting units of measure for certain constituents in DUMPStat output tables were changed from units of mg/L (ppm) to ug/L (ppb) beginning with November 2021 LCL analysis to allow for reporting of calculated LCLs to more significant digits.

Table updated to include November 2022 assessment sampling results.

May 2023

Table 1

Confidence Intervals for Comparing the Mean of the Last 4 Measurements to an Assessment Monitoring Standard

Constituent	Units	Well	N	Mean	SD	Factor	95% LCL	95% UCL	Standard	Trend
Antimony, Total	ug/L	MW-10S	4	0.500	0.000	1.176	0.500	0.500	6.000	
Antimony, Total	ug/L	MW-11S	4	0.500	0.000	1.176	0.500	0.500	6.000	
Antimony, Total	ug/L	MW-12S	4	2.425	0.435	1.176	1.913	2.937	6.000	
Antimony, Total	ug/L	MW-13S	4	0.500	0.000	1.176	0.500	0.500	6.000	
Antimony, Total	ug/L	MW-1S	4	0.500	0.000	1.176	0.500	0.500	6.000	
Antimony, Total	ug/L	MW-2S	4	0.500	0.000	1.176	0.500	0.500	6.000	
Antimony, Total	ug/L	MW-3S	4	5.125	0.435	1.176	4.613	5.637	6.000	
Antimony, Total	ug/L	MW-4S	4	0.500	0.000	1.176	0.500	0.500	6.000	
Antimony, Total	ug/L	MW-4SR	4	0.500	0.000	1.176	0.500	0.500	6.000	
Antimony, Total	ug/L	MW-5S	4	0.500	0.000	1.176	0.500	0.500	6.000	
Antimony, Total	ug/L	MW-6S	4	0.500	0.000	1.176	0.500	0.500	6.000	
Antimony, Total	ug/L	MW-7S	4	0.500	0.000	1.176	0.500	0.500	6.000	
Antimony, Total	ug/L	MW-8S	4	0.500	0.000	1.176	0.500	0.500	6.000	
Antimony, Total	ug/L	MW-9S	4	9.200	1.738	1.176	7.156	11.244	6.000	**
Antimony, Total	ug/L	MW-9SR	2							*
Arsenic, Total	ug/L	MW-10S	4	411.500	34.838	1.176	370.521	452.479	10.000	**
Arsenic, Total	ug/L	MW-11S	4	4.825	3.840	1.176	0.308	9.342	10.000	
Arsenic, Total	ug/L	MW-12S	4	50.250	9.747	1.176	38.785	61.715	10.000	**
Arsenic, Total	ug/L	MW-13S	4	326.500	30.260	1.176	290.906	362.094	10.000	**
Arsenic, Total	ug/L	MW-1S	4	7.725	1.628	1.176	5.810	9.640	10.000	
Arsenic, Total	ug/L	MW-2S	4	15.125	9.695	1.176	3.720	26.530	10.000	
Arsenic, Total	ug/L	MW-3S	4	1.500	1.007	1.176	0.316	2.684	10.000	
Arsenic, Total	ug/L	MW-4S	4	1.525	1.223	1.176	0.086	2.964	10.000	
Arsenic, Total	ug/L	MW-4SR	4	0.500	0.000	1.176	0.500	0.500	10.000	
Arsenic, Total	ug/L	MW-5S	4	0.500	0.000	1.176	0.500	0.500	10.000	
Arsenic, Total	ug/L	MW-6S	4	10.350	2.674	1.176	7.205	13.495	10.000	
Arsenic, Total	ug/L	MW-7S	4	380.750	6.801	1.176	372.750	388.750	10.000	**
Arsenic, Total	ug/L	MW-8S	4	0.500	0.000	1.176	0.500	0.500	10.000	
Arsenic, Total	ug/L	MW-9S	4	0.750	0.500	1.176	0.162	1.338	10.000	
Arsenic, Total	ug/L	MW-9SR	2							*
Barium, Total	ug/L	MW-10S	4	76.825	6.154	1.176	69.586	84.064	2000.000	
Barium, Total	ug/L	MW-11S	4	98.250	51.219	1.176	38.002	158.498	2000.000	

* - Insufficient Data
 ** - Significant Exceedance
 LCL = Lower Confidence Limit
 UCL = Upper Confidence Limit

Table 1

Confidence Intervals for Comparing the Mean of the Last 4 Measurements to an Assessment Monitoring Standard

Constituent	Units	Well	N	Mean	SD	Factor	95% LCL	95% UCL	Standard	Trend
Barium, Total	ug/L	MW-12S	4	32.250	1.779	1.176	30.158	34.342	2000.000	
Barium, Total	ug/L	MW-13S	4	41.350	4.284	1.176	36.310	46.390	2000.000	
Barium, Total	ug/L	MW-1S	4	64.675	5.119	1.176	58.654	70.696	2000.000	
Barium, Total	ug/L	MW-2S	4	130.475	66.508	1.176	52.243	208.707	2000.000	
Barium, Total	ug/L	MW-3S	4	47.000	11.714	1.176	33.221	60.779	2000.000	
Barium, Total	ug/L	MW-4S	4	92.625	14.172	1.176	75.954	109.296	2000.000	
Barium, Total	ug/L	MW-4SR	4	56.625	3.306	1.176	52.736	60.514	2000.000	
Barium, Total	ug/L	MW-5S	4	36.975	9.867	1.176	25.369	48.581	2000.000	
Barium, Total	ug/L	MW-6S	4	108.800	19.185	1.176	86.232	131.368	2000.000	
Barium, Total	ug/L	MW-7S	4	40.175	2.001	1.176	37.822	42.528	2000.000	
Barium, Total	ug/L	MW-8S	4	36.625	7.859	1.176	27.381	45.869	2000.000	
Barium, Total	ug/L	MW-9S	4	52.550	1.923	1.176	50.288	54.812	2000.000	
Barium, Total	ug/L	MW-9SR	2							*
Beryllium, Total	ug/L	MW-10S	4	0.100	0.000	1.176	0.100	0.100	4.000	
Beryllium, Total	ug/L	MW-11S	4	0.175	0.150	1.176	0.000	0.351	4.000	
Beryllium, Total	ug/L	MW-12S	4	0.100	0.000	1.176	0.100	0.100	4.000	
Beryllium, Total	ug/L	MW-13S	4	0.100	0.000	1.176	0.100	0.100	4.000	
Beryllium, Total	ug/L	MW-1S	4	0.100	0.000	1.176	0.100	0.100	4.000	
Beryllium, Total	ug/L	MW-2S	4	0.100	0.000	1.176	0.100	0.100	4.000	
Beryllium, Total	ug/L	MW-3S	4	0.100	0.000	1.176	0.100	0.100	4.000	
Beryllium, Total	ug/L	MW-4S	4	0.100	0.000	1.176	0.100	0.100	4.000	
Beryllium, Total	ug/L	MW-4SR	4	0.100	0.000	1.176	0.100	0.100	4.000	
Beryllium, Total	ug/L	MW-5S	4	0.100	0.000	1.176	0.100	0.100	4.000	
Beryllium, Total	ug/L	MW-6S	4	0.100	0.000	1.176	0.100	0.100	4.000	
Beryllium, Total	ug/L	MW-7S	4	0.100	0.000	1.176	0.100	0.100	4.000	
Beryllium, Total	ug/L	MW-8S	4	0.100	0.000	1.176	0.100	0.100	4.000	
Beryllium, Total	ug/L	MW-9S	4	0.100	0.000	1.176	0.100	0.100	4.000	
Beryllium, Total	ug/L	MW-9SR	2							*
Cadmium, Total	ug/L	MW-10S	4	1.000	0.000	1.176	1.000	1.000	5.000	
Cadmium, Total	ug/L	MW-11S	4	1.000	0.000	1.176	1.000	1.000	5.000	
Cadmium, Total	ug/L	MW-12S	4	1.000	0.000	1.176	1.000	1.000	5.000	
Cadmium, Total	ug/L	MW-13S	4	1.000	0.000	1.176	1.000	1.000	5.000	

* - Insufficient Data

** - Significant Exceedance

LCL = Lower Confidence Limit

UCL = Upper Confidence Limit

Table 1

Confidence Intervals for Comparing the Mean of the Last 4 Measurements to an Assessment Monitoring Standard

Constituent	Units	Well	N	Mean	SD	Factor	95% LCL	95% UCL	Standard	Trend
Cadmium, Total	ug/L	MW-1S	4	1.000	0.000	1.176	1.000	1.000	5.000	
Cadmium, Total	ug/L	MW-2S	4	1.000	0.000	1.176	1.000	1.000	5.000	
Cadmium, Total	ug/L	MW-3S	4	1.000	0.000	1.176	1.000	1.000	5.000	
Cadmium, Total	ug/L	MW-4S	4	1.000	0.000	1.176	1.000	1.000	5.000	
Cadmium, Total	ug/L	MW-4SR	4	0.100	0.000	1.176	0.100	0.100	5.000	
Cadmium, Total	ug/L	MW-5S	4	1.000	0.000	1.176	1.000	1.000	5.000	
Cadmium, Total	ug/L	MW-6S	4	1.000	0.000	1.176	1.000	1.000	5.000	
Cadmium, Total	ug/L	MW-7S	4	1.000	0.000	1.176	1.000	1.000	5.000	
Cadmium, Total	ug/L	MW-8S	4	1.000	0.000	1.176	1.000	1.000	5.000	
Cadmium, Total	ug/L	MW-9S	3							*
Cadmium, Total	ug/L	MW-9SR	2							*
Chromium, Total	ug/L	MW-10S	4	5.000	0.000	1.176	5.000	5.000	100.000	
Chromium, Total	ug/L	MW-11S	4	7.450	4.900	1.176	1.686	13.214	100.000	
Chromium, Total	ug/L	MW-12S	4	5.000	0.000	1.176	5.000	5.000	100.000	
Chromium, Total	ug/L	MW-13S	4	5.000	0.000	1.176	5.000	5.000	100.000	
Chromium, Total	ug/L	MW-1S	4	5.000	0.000	1.176	5.000	5.000	100.000	
Chromium, Total	ug/L	MW-2S	4	5.000	0.000	1.176	5.000	5.000	100.000	
Chromium, Total	ug/L	MW-3S	4	5.000	0.000	1.176	5.000	5.000	100.000	
Chromium, Total	ug/L	MW-4S	4	5.000	0.000	1.176	5.000	5.000	100.000	
Chromium, Total	ug/L	MW-4SR	1							*
Chromium, Total	ug/L	MW-5S	4	5.000	0.000	1.176	5.000	5.000	100.000	
Chromium, Total	ug/L	MW-6S	4	5.000	0.000	1.176	5.000	5.000	100.000	
Chromium, Total	ug/L	MW-7S	4	5.000	0.000	1.176	5.000	5.000	100.000	
Chromium, Total	ug/L	MW-8S	4	5.000	0.000	1.176	5.000	5.000	100.000	
Chromium, Total	ug/L	MW-9S	4	5.000	0.000	1.176	5.000	5.000	100.000	
Chromium, Total	ug/L	MW-9SR	1							*
Cobalt, Total	ug/L	MW-10S	4	0.500	0.000	1.176	0.500	0.500	6.000	
Cobalt, Total	ug/L	MW-11S	4	1.600	2.200	1.176	0.000	4.188	6.000	
Cobalt, Total	ug/L	MW-12S	4	0.500	0.000	1.176	0.500	0.500	6.000	
Cobalt, Total	ug/L	MW-13S	4	0.500	0.000	1.176	0.500	0.500	6.000	
Cobalt, Total	ug/L	MW-1S	4	0.500	0.000	1.176	0.500	0.500	6.000	
Cobalt, Total	ug/L	MW-2S	4	0.500	0.000	1.176	0.500	0.500	6.000	

* - Insufficient Data

** - Significant Exceedance

LCL = Lower Confidence Limit

UCL = Upper Confidence Limit

Table 1

Confidence Intervals for Comparing the Mean of the Last 4 Measurements to an Assessment Monitoring Standard

Constituent	Units	Well	N	Mean	SD	Factor	95% LCL	95% UCL	Standard	Trend	
Cobalt, Total	ug/L	MW-3S	4	0.500	0.000	1.176	0.500	0.500	6.000		
Cobalt, Total	ug/L	MW-4S	4	0.650	0.300	1.176	0.297	1.003	6.000		
Cobalt, Total	ug/L	MW-4SR	4	0.500	0.000	1.176	0.500	0.500	6.000		
Cobalt, Total	ug/L	MW-5S	4	0.825	0.377	1.176	0.381	1.269	6.000		
Cobalt, Total	ug/L	MW-6S	4	1.775	0.275	1.176	1.451	2.099	6.000		
Cobalt, Total	ug/L	MW-7S	4	0.500	0.000	1.176	0.500	0.500	6.000		
Cobalt, Total	ug/L	MW-8S	4	1.350	1.700	1.176	0.000	3.350	6.000		
Cobalt, Total	ug/L	MW-9S	4	0.500	0.000	1.176	0.500	0.500	6.000		
Cobalt, Total	ug/L	MW-9SR	2								*
Fluoride	mg/L	MW-10S	4	2.700	0.216	1.176	2.446	2.954	4.000		
Fluoride	mg/L	MW-11S	4	1.625	0.171	1.176	1.424	1.826	4.000		
Fluoride	mg/L	MW-12S	4	1.875	0.150	1.176	1.699	2.051	4.000		
Fluoride	mg/L	MW-13S	4	0.940	0.115	1.176	0.805	1.075	4.000		
Fluoride	mg/L	MW-1S	4	0.413	0.073	1.176	0.326	0.499	4.000		
Fluoride	mg/L	MW-2S	4	0.370	0.098	1.176	0.255	0.485	4.000	dec	
Fluoride	mg/L	MW-3S	4	0.145	0.064	1.176	0.070	0.220	4.000		
Fluoride	mg/L	MW-4S	4	0.063	0.025	1.176	0.033	0.092	4.000		
Fluoride	mg/L	MW-4SR	4	0.113	0.019	1.176	0.090	0.135	4.000		
Fluoride	mg/L	MW-5S	4	1.575	0.359	1.176	1.152	1.998	4.000	dec	
Fluoride	mg/L	MW-6S	4	1.375	0.150	1.176	1.199	1.551	4.000		
Fluoride	mg/L	MW-7S	4	0.605	0.091	1.176	0.497	0.713	4.000	inc	
Fluoride	mg/L	MW-8S	4	0.125	0.054	1.176	0.061	0.189	4.000		
Fluoride	mg/L	MW-9S	4	0.118	0.081	1.176	0.023	0.212	4.000		
Fluoride	mg/L	MW-9SR	2								*
Lead, Total	ug/L	MW-10S	4	5.000	0.000	1.176	5.000	5.000	15.000		
Lead, Total	ug/L	MW-11S	4	5.000	0.000	1.176	5.000	5.000	15.000		
Lead, Total	ug/L	MW-12S	4	5.000	0.000	1.176	5.000	5.000	15.000		
Lead, Total	ug/L	MW-13S	4	5.000	0.000	1.176	5.000	5.000	15.000		
Lead, Total	ug/L	MW-1S	4	5.000	0.000	1.176	5.000	5.000	15.000		
Lead, Total	ug/L	MW-2S	4	5.000	0.000	1.176	5.000	5.000	15.000		
Lead, Total	ug/L	MW-3S	4	5.000	0.000	1.176	5.000	5.000	15.000		
Lead, Total	ug/L	MW-4S	4	5.000	0.000	1.176	5.000	5.000	15.000		

* - Insufficient Data
 ** - Significant Exceedance
 LCL = Lower Confidence Limit
 UCL = Upper Confidence Limit

Table 1

Confidence Intervals for Comparing the Mean of the Last 4 Measurements to an Assessment Monitoring Standard

Constituent	Units	Well	N	Mean	SD	Factor	95% LCL	95% UCL	Standard	Trend	
Lead, Total	ug/L	MW-4SR	4	0.500	0.000	1.176	0.500	0.500	15.000		
Lead, Total	ug/L	MW-5S	4	5.000	0.000	1.176	5.000	5.000	15.000		
Lead, Total	ug/L	MW-6S	4	5.000	0.000	1.176	5.000	5.000	15.000		
Lead, Total	ug/L	MW-7S	4	5.000	0.000	1.176	5.000	5.000	15.000		
Lead, Total	ug/L	MW-8S	4	5.000	0.000	1.176	5.000	5.000	15.000		
Lead, Total	ug/L	MW-9S	4	5.000	0.000	1.176	5.000	5.000	15.000		
Lead, Total	ug/L	MW-9SR	2								*
Lithium, Total	ug/L	MW-10S	4	40.200	9.417	1.176	29.122	51.278	40.000		
Lithium, Total	ug/L	MW-11S	4	13.775	7.550	1.176	4.894	22.656	40.000		
Lithium, Total	ug/L	MW-12S	4	80.775	13.167	1.176	65.287	96.263	40.000	dec	**
Lithium, Total	ug/L	MW-13S	4	64.225	6.374	1.176	56.727	71.723	40.000		**
Lithium, Total	ug/L	MW-1S	4	10.000	0.000	1.176	10.000	10.000	40.000		
Lithium, Total	ug/L	MW-2S	4	12.900	5.800	1.176	6.078	19.722	40.000		
Lithium, Total	ug/L	MW-3S	4	10.000	0.000	1.176	10.000	10.000	40.000		
Lithium, Total	ug/L	MW-4S	4	13.350	6.700	1.176	5.469	21.231	40.000		
Lithium, Total	ug/L	MW-4SR	4	10.000	0.000	1.176	10.000	10.000	40.000		
Lithium, Total	ug/L	MW-5S	4	46.325	1.312	1.176	44.781	47.869	40.000		**
Lithium, Total	ug/L	MW-6S	4	60.425	13.501	1.176	44.544	76.306	40.000		**
Lithium, Total	ug/L	MW-7S	4	84.625	3.645	1.176	80.338	88.912	40.000	dec	**
Lithium, Total	ug/L	MW-8S	4	131.250	29.148	1.176	96.964	165.536	40.000		**
Lithium, Total	ug/L	MW-9S	4	79.600	9.506	1.176	68.418	90.782	40.000		**
Lithium, Total	ug/L	MW-9SR	2								*
Mercury	ug/L	MW-10S	4	1.000	0.000	1.176	1.000	1.000	2.000		
Mercury	ug/L	MW-11S	4	1.000	0.000	1.176	1.000	1.000	2.000		
Mercury	ug/L	MW-12S	4	1.000	0.000	1.176	1.000	1.000	2.000		
Mercury	ug/L	MW-13S	4	1.000	0.000	1.176	1.000	1.000	2.000		
Mercury	ug/L	MW-1S	4	1.000	0.000	1.176	1.000	1.000	2.000		
Mercury	ug/L	MW-2S	4	1.000	0.000	1.176	1.000	1.000	2.000		
Mercury	ug/L	MW-3S	4	0.100	0.000	1.176	0.100	0.100	2.000		
Mercury	ug/L	MW-4S	4	1.000	0.000	1.176	1.000	1.000	2.000		
Mercury	ug/L	MW-4SR	1								*
Mercury	ug/L	MW-5S	4	0.100	0.000	1.176	0.100	0.100	2.000		

* - Insufficient Data
 ** - Significant Exceedance
 LCL = Lower Confidence Limit
 UCL = Upper Confidence Limit

Table 1

Confidence Intervals for Comparing the Mean of the Last 4 Measurements to an Assessment Monitoring Standard

Constituent	Units	Well	N	Mean	SD	Factor	95% LCL	95% UCL	Standard	Trend	
Mercury	ug/L	MW-6S	4	1.000	0.000	1.176	1.000	1.000	2.000		
Mercury	ug/L	MW-7S	4	1.000	0.000	1.176	1.000	1.000	2.000		
Mercury	ug/L	MW-8S	4	1.000	0.000	1.176	1.000	1.000	2.000		
Mercury	ug/L	MW-9S	3								*
Mercury	ug/L	MW-9SR	1								*
Molybdenum, Total	ug/L	MW-10S	4	66.600	4.786	1.176	60.970	72.230	100.000	dec	
Molybdenum, Total	ug/L	MW-11S	4	77.575	3.687	1.176	73.238	81.912	100.000		
Molybdenum, Total	ug/L	MW-12S	4	164.000	39.564	1.176	117.461	210.539	100.000	dec	**
Molybdenum, Total	ug/L	MW-13S	4	533.500	36.079	1.176	491.061	575.939	100.000	dec	**
Molybdenum, Total	ug/L	MW-1S	4	23.475	4.273	1.176	18.449	28.501	100.000	dec	
Molybdenum, Total	ug/L	MW-2S	4	23.275	10.288	1.176	11.174	35.376	100.000		
Molybdenum, Total	ug/L	MW-3S	4	28.675	2.819	1.176	25.359	31.991	100.000	dec	
Molybdenum, Total	ug/L	MW-4S	4	5.000	0.000	1.176	5.000	5.000	100.000		
Molybdenum, Total	ug/L	MW-4SR	4	3.325	1.935	1.176	1.049	5.601	100.000		
Molybdenum, Total	ug/L	MW-5S	4	105.675	40.846	1.176	57.629	153.721	100.000	dec	
Molybdenum, Total	ug/L	MW-6S	4	187.500	27.086	1.176	155.639	219.361	100.000		**
Molybdenum, Total	ug/L	MW-7S	4	581.500	48.308	1.176	524.676	638.324	100.000		**
Molybdenum, Total	ug/L	MW-8S	4	270.500	90.482	1.176	164.067	376.933	100.000		**
Molybdenum, Total	ug/L	MW-9S	4	127.825	49.893	1.176	69.137	186.513	100.000		*
Molybdenum, Total	ug/L	MW-9SR	2								
Selenium, Total	ug/L	MW-10S	4	0.500	0.000	1.176	0.500	0.500	50.000		
Selenium, Total	ug/L	MW-11S	4	0.650	0.300	1.176	0.297	1.003	50.000		
Selenium, Total	ug/L	MW-12S	4	9.500	12.189	1.176	0.000	23.837	50.000		
Selenium, Total	ug/L	MW-13S	4	0.500	0.000	1.176	0.500	0.500	50.000		
Selenium, Total	ug/L	MW-1S	4	0.500	0.000	1.176	0.500	0.500	50.000		
Selenium, Total	ug/L	MW-2S	4	0.500	0.000	1.176	0.500	0.500	50.000		
Selenium, Total	ug/L	MW-3S	4	10.400	11.024	1.176	0.000	23.367	50.000		
Selenium, Total	ug/L	MW-4S	4	48.275	48.713	1.176	0.000	105.576	50.000		
Selenium, Total	ug/L	MW-4SR	4	4.900	2.264	1.176	2.237	7.563	50.000		
Selenium, Total	ug/L	MW-5S	4	0.500	0.000	1.176	0.500	0.500	50.000		
Selenium, Total	ug/L	MW-6S	4	4.950	3.503	1.176	0.830	9.070	50.000		
Selenium, Total	ug/L	MW-7S	4	0.500	0.000	1.176	0.500	0.500	50.000		

* - Insufficient Data
 ** - Significant Exceedance
 LCL = Lower Confidence Limit
 UCL = Upper Confidence Limit

Table 1

Confidence Intervals for Comparing the Mean of the Last 4 Measurements to an Assessment Monitoring Standard

Constituent	Units	Well	N	Mean	SD	Factor	95% LCL	95% UCL	Standard	Trend	
Selenium, Total	ug/L	MW-8S	4	1.875	2.249	1.176	0.000	4.520	50.000		
Selenium, Total	ug/L	MW-9S	4	50.975	53.600	1.176	0.000	114.025	50.000		
Selenium, Total	ug/L	MW-9SR	2								*
Thallium, Total	ug/L	MW-10S	4	0.500	0.000	1.176	0.500	0.500	2.000		
Thallium, Total	ug/L	MW-11S	4	0.500	0.000	1.176	0.500	0.500	2.000		
Thallium, Total	ug/L	MW-12S	4	0.500	0.000	1.176	0.500	0.500	2.000		
Thallium, Total	ug/L	MW-13S	4	0.500	0.000	1.176	0.500	0.500	2.000		
Thallium, Total	ug/L	MW-1S	4	0.500	0.000	1.176	0.500	0.500	2.000		
Thallium, Total	ug/L	MW-2S	4	0.500	0.000	1.176	0.500	0.500	2.000		
Thallium, Total	ug/L	MW-3S	4	0.500	0.000	1.176	0.500	0.500	2.000		
Thallium, Total	ug/L	MW-4S	4	0.500	0.000	1.176	0.500	0.500	2.000		
Thallium, Total	ug/L	MW-4SR	4	0.500	0.000	1.176	0.500	0.500	2.000		
Thallium, Total	ug/L	MW-5S	4	0.500	0.000	1.176	0.500	0.500	2.000		
Thallium, Total	ug/L	MW-6S	4	0.500	0.000	1.176	0.500	0.500	2.000		
Thallium, Total	ug/L	MW-7S	4	0.500	0.000	1.176	0.500	0.500	2.000		
Thallium, Total	ug/L	MW-8S	4	0.500	0.000	1.176	0.500	0.500	2.000		
Thallium, Total	ug/L	MW-9S	3								*
Thallium, Total	ug/L	MW-9SR	2								*
Total Radium	pCi/L	MW-10S	4	1.102	0.202	1.176	0.864	1.339	5.000		
Total Radium	pCi/L	MW-11S	4	0.955	0.077	1.176	0.865	1.045	5.000		
Total Radium	pCi/L	MW-12S	4	1.179	0.415	1.176	0.691	1.668	5.000		
Total Radium	pCi/L	MW-13S	4	1.353	0.546	1.176	0.710	1.995	5.000		
Total Radium	pCi/L	MW-1S	4	1.307	0.442	1.176	0.787	1.826	5.000		
Total Radium	pCi/L	MW-2S	4	2.060	0.772	1.176	1.152	2.968	5.000		
Total Radium	pCi/L	MW-3S	4	0.734	0.185	1.176	0.516	0.952	5.000		
Total Radium	pCi/L	MW-4S	4	1.004	0.197	1.176	0.771	1.236	5.000		
Total Radium	pCi/L	MW-4SR	4	1.153	0.386	1.176	0.699	1.606	5.000		
Total Radium	pCi/L	MW-5S	4	1.385	0.545	1.176	0.744	2.026	5.000		
Total Radium	pCi/L	MW-6S	4	0.842	0.016	1.176	0.823	0.861	5.000		
Total Radium	pCi/L	MW-7S	4	1.017	0.218	1.176	0.761	1.273	5.000		
Total Radium	pCi/L	MW-8S	4	0.934	0.233	1.176	0.659	1.208	5.000		
Total Radium	pCi/L	MW-9S	4	1.277	0.464	1.176	0.732	1.823	5.000		

* - Insufficient Data
 ** - Significant Exceedance
 LCL = Lower Confidence Limit
 UCL = Upper Confidence Limit

Table 1

Confidence Intervals for Comparing the Mean of the Last 4 Measurements to an Assessment Monitoring Standard

Constituent	Units	Well	N	Mean	SD	Factor	95% LCL	95% UCL	Standard	Trend	
Total Radium	pCi/L	MW-9SR	2								*

* - Insufficient Data
 ** - Significant Exceedance
 LCL = Lower Confidence Limit
 UCL = Upper Confidence Limit

Table 1

Confidence Intervals for Comparing the Mean of the Last 10 Measurements to an Assessment Monitoring Standard

Constituent	Units	Well	N	Mean	SD	Factor	95% LCL	95% UCL	Standard	Trend	
Antimony, Total	ug/L	MW-10S	10	0.500	0.000	0.580	0.500	0.500	6.000		
Antimony, Total	ug/L	MW-11S	10	0.500	0.000	0.580	0.500	0.500	6.000		
Antimony, Total	ug/L	MW-12S	7	2.971	0.850	0.734	2.347	3.595	6.000		
Antimony, Total	ug/L	MW-13S	10	0.500	0.000	0.580	0.500	0.500	6.000		
Antimony, Total	ug/L	MW-1S	10	1.680	1.945	0.580	0.553	2.807	6.000		
Antimony, Total	ug/L	MW-2S	10	0.500	0.000	0.580	0.500	0.500	6.000		
Antimony, Total	ug/L	MW-3S	10	6.800	1.536	0.580	5.910	7.690	6.000	dec	
Antimony, Total	ug/L	MW-4S	7	0.500	0.000	0.734	0.500	0.500	6.000		*
Antimony, Total	ug/L	MW-4SR	2								
Antimony, Total	ug/L	MW-5S	7	0.500	0.000	0.734	0.500	0.500	6.000		
Antimony, Total	ug/L	MW-6S	10	0.570	0.221	0.580	0.442	0.698	6.000		
Antimony, Total	ug/L	MW-7S	10	0.500	0.000	0.580	0.500	0.500	6.000		
Antimony, Total	ug/L	MW-8S	10	0.500	0.000	0.580	0.500	0.500	6.000		
Antimony, Total	ug/L	MW-9S	5	9.660	1.823	0.953	7.922	11.398	6.000		**
Antimony, Total	ug/L	MW-9SR	2								*
Arsenic, Total	ug/L	MW-10S	10	384.300	36.990	0.580	362.863	405.737	10.000		**
Arsenic, Total	ug/L	MW-11S	10	4.660	4.048	0.580	2.314	7.006	10.000		
Arsenic, Total	ug/L	MW-12S	7	44.671	10.551	0.734	36.926	52.417	10.000		**
Arsenic, Total	ug/L	MW-13S	10	336.700	39.466	0.580	313.828	359.572	10.000		**
Arsenic, Total	ug/L	MW-1S	10	18.680	14.287	0.580	10.400	26.960	10.000		**
Arsenic, Total	ug/L	MW-2S	10	13.450	6.396	0.580	9.743	17.157	10.000		
Arsenic, Total	ug/L	MW-3S	10	1.400	0.583	0.580	1.062	1.738	10.000		
Arsenic, Total	ug/L	MW-4S	7	1.086	1.024	0.734	0.334	1.837	10.000		
Arsenic, Total	ug/L	MW-4SR	2								*
Arsenic, Total	ug/L	MW-5S	7	0.500	0.000	0.734	0.500	0.500	10.000		
Arsenic, Total	ug/L	MW-6S	10	15.680	9.376	0.580	10.246	21.114	10.000		**
Arsenic, Total	ug/L	MW-7S	10	387.200	43.091	0.580	362.227	412.173	10.000		**
Arsenic, Total	ug/L	MW-8S	10	0.500	0.000	0.580	0.500	0.500	10.000		
Arsenic, Total	ug/L	MW-9S	5	0.700	0.447	0.953	0.274	1.126	10.000		
Arsenic, Total	ug/L	MW-9SR	2								*
Barium, Total	ug/L	MW-10S	10	67.090	16.836	0.580	57.333	76.847	2000.000		
Barium, Total	ug/L	MW-11S	10	109.670	75.084	0.580	66.155	153.185	2000.000		

* - Insufficient Data
 ** - Significant Exceedance
 LCL = Lower Confidence Limit
 UCL = Upper Confidence Limit

Table 1

Confidence Intervals for Comparing the Mean of the Last 10 Measurements to an Assessment Monitoring Standard

Constituent	Units	Well	N	Mean	SD	Factor	95% LCL	95% UCL	Standard	Trend
Barium, Total	ug/L	MW-12S	7	30.929	2.405	0.734	29.163	32.694	2000.000	
Barium, Total	ug/L	MW-13S	10	35.380	6.440	0.580	31.648	39.112	2000.000	
Barium, Total	ug/L	MW-1S	10	86.480	29.577	0.580	69.339	103.621	2000.000	
Barium, Total	ug/L	MW-2S	10	124.140	50.030	0.580	95.145	153.135	2000.000	
Barium, Total	ug/L	MW-3S	10	46.110	9.042	0.580	40.869	51.351	2000.000	
Barium, Total	ug/L	MW-4S	7	81.843	21.298	0.734	66.208	97.478	2000.000	
Barium, Total	ug/L	MW-4SR	2							*
Barium, Total	ug/L	MW-5S	7	33.786	8.547	0.734	27.511	40.060	2000.000	
Barium, Total	ug/L	MW-6S	10	116.120	16.314	0.580	106.665	125.575	2000.000	
Barium, Total	ug/L	MW-7S	10	40.380	4.351	0.580	37.858	42.902	2000.000	
Barium, Total	ug/L	MW-8S	10	36.470	5.237	0.580	33.435	39.505	2000.000	
Barium, Total	ug/L	MW-9S	5	51.940	2.152	0.953	49.888	53.992	2000.000	
Barium, Total	ug/L	MW-9SR	2							*
Beryllium, Total	ug/L	MW-10S	8	0.100	0.000	0.670	0.100	0.100	4.000	
Beryllium, Total	ug/L	MW-11S	8	0.215	0.229	0.670	0.061	0.369	4.000	
Beryllium, Total	ug/L	MW-12S	5	0.100	0.000	0.953	0.100	0.100	4.000	
Beryllium, Total	ug/L	MW-13S	8	0.100	0.000	0.670	0.100	0.100	4.000	
Beryllium, Total	ug/L	MW-1S	7	0.100	0.000	0.734	0.100	0.100	4.000	
Beryllium, Total	ug/L	MW-2S	8	0.100	0.000	0.670	0.100	0.100	4.000	
Beryllium, Total	ug/L	MW-3S	9	0.100	0.000	0.620	0.100	0.100	4.000	
Beryllium, Total	ug/L	MW-4S	5	0.100	0.000	0.953	0.100	0.100	4.000	
Beryllium, Total	ug/L	MW-4SR	2							*
Beryllium, Total	ug/L	MW-5S	5	0.100	0.000	0.953	0.100	0.100	4.000	
Beryllium, Total	ug/L	MW-6S	7	0.100	0.000	0.734	0.100	0.100	4.000	
Beryllium, Total	ug/L	MW-7S	8	0.100	0.000	0.670	0.100	0.100	4.000	
Beryllium, Total	ug/L	MW-8S	8	0.100	0.000	0.670	0.100	0.100	4.000	
Beryllium, Total	ug/L	MW-9S	4	0.100	0.000	1.176	0.100	0.100	4.000	
Beryllium, Total	ug/L	MW-9SR	2							*
Cadmium, Total	ug/L	MW-10S	9	1.000	0.000	0.620	1.000	1.000	5.000	
Cadmium, Total	ug/L	MW-11S	9	1.000	0.000	0.620	1.000	1.000	5.000	
Cadmium, Total	ug/L	MW-12S	5	1.000	0.000	0.953	1.000	1.000	5.000	
Cadmium, Total	ug/L	MW-13S	9	1.000	0.000	0.620	1.000	1.000	5.000	

* - Insufficient Data
 ** - Significant Exceedance
 LCL = Lower Confidence Limit
 UCL = Upper Confidence Limit

Table 1

Confidence Intervals for Comparing the Mean of the Last 10 Measurements to an Assessment Monitoring Standard

Constituent	Units	Well	N	Mean	SD	Factor	95% LCL	95% UCL	Standard	Trend
Cadmium, Total	ug/L	MW-1S	8	1.000	0.000	0.670	1.000	1.000	5.000	
Cadmium, Total	ug/L	MW-2S	9	1.000	0.000	0.620	1.000	1.000	5.000	
Cadmium, Total	ug/L	MW-3S	9	1.000	0.000	0.620	1.000	1.000	5.000	
Cadmium, Total	ug/L	MW-4S	5	1.000	0.000	0.953	1.000	1.000	5.000	
Cadmium, Total	ug/L	MW-4SR	2							*
Cadmium, Total	ug/L	MW-5S	6	1.000	0.000	0.822	1.000	1.000	5.000	
Cadmium, Total	ug/L	MW-6S	8	1.000	0.000	0.670	1.000	1.000	5.000	
Cadmium, Total	ug/L	MW-7S	9	1.000	0.000	0.620	1.000	1.000	5.000	
Cadmium, Total	ug/L	MW-8S	9	1.000	0.000	0.620	1.000	1.000	5.000	
Cadmium, Total	ug/L	MW-9S	3							*
Cadmium, Total	ug/L	MW-9SR	2							*
Chromium, Total	ug/L	MW-10S	10	5.000	0.000	0.580	5.000	5.000	100.000	
Chromium, Total	ug/L	MW-11S	10	8.900	9.408	0.580	3.448	14.352	100.000	
Chromium, Total	ug/L	MW-12S	7	5.000	0.000	0.734	5.000	5.000	100.000	
Chromium, Total	ug/L	MW-13S	10	5.000	0.000	0.580	5.000	5.000	100.000	
Chromium, Total	ug/L	MW-1S	10	5.000	0.000	0.580	5.000	5.000	100.000	
Chromium, Total	ug/L	MW-2S	10	5.000	0.000	0.580	5.000	5.000	100.000	
Chromium, Total	ug/L	MW-3S	10	5.000	0.000	0.580	5.000	5.000	100.000	
Chromium, Total	ug/L	MW-4S	7	5.000	0.000	0.734	5.000	5.000	100.000	
Chromium, Total	ug/L	MW-4SR	1							*
Chromium, Total	ug/L	MW-5S	7	5.000	0.000	0.734	5.000	5.000	100.000	
Chromium, Total	ug/L	MW-6S	10	5.000	0.000	0.580	5.000	5.000	100.000	
Chromium, Total	ug/L	MW-7S	10	5.000	0.000	0.580	5.000	5.000	100.000	
Chromium, Total	ug/L	MW-8S	10	5.000	0.000	0.580	5.000	5.000	100.000	
Chromium, Total	ug/L	MW-9S	5	5.000	0.000	0.953	5.000	5.000	100.000	
Chromium, Total	ug/L	MW-9SR	1							*
Cobalt, Total	ug/L	MW-10S	10	0.570	0.221	0.580	0.442	0.698	6.000	
Cobalt, Total	ug/L	MW-11S	10	1.960	3.368	0.580	0.008	3.912	6.000	
Cobalt, Total	ug/L	MW-12S	6	0.500	0.000	0.822	0.500	0.500	6.000	
Cobalt, Total	ug/L	MW-13S	10	0.500	0.000	0.580	0.500	0.500	6.000	
Cobalt, Total	ug/L	MW-1S	9	0.500	0.000	0.620	0.500	0.500	6.000	
Cobalt, Total	ug/L	MW-2S	10	0.580	0.253	0.580	0.433	0.727	6.000	

* - Insufficient Data
 ** - Significant Exceedance
 LCL = Lower Confidence Limit
 UCL = Upper Confidence Limit

Table 1

Confidence Intervals for Comparing the Mean of the Last 10 Measurements to an Assessment Monitoring Standard

Constituent	Units	Well	N	Mean	SD	Factor	95% LCL	95% UCL	Standard	Trend	
Cobalt, Total	ug/L	MW-3S	10	0.500	0.000	0.580	0.500	0.500	6.000		
Cobalt, Total	ug/L	MW-4S	6	0.600	0.245	0.822	0.399	0.801	6.000		
Cobalt, Total	ug/L	MW-4SR	2								*
Cobalt, Total	ug/L	MW-5S	7	0.871	0.359	0.734	0.608	1.135	6.000		
Cobalt, Total	ug/L	MW-6S	9	1.544	0.654	0.620	1.139	1.950	6.000		
Cobalt, Total	ug/L	MW-7S	10	0.770	0.452	0.580	0.508	1.032	6.000		
Cobalt, Total	ug/L	MW-8S	10	0.840	1.075	0.580	0.217	1.463	6.000		
Cobalt, Total	ug/L	MW-9S	4	0.500	0.000	1.176	0.500	0.500	6.000		
Cobalt, Total	ug/L	MW-9SR	2								*
Fluoride	mg/L	MW-10S	10	2.500	0.291	0.580	2.332	2.668	4.000		
Fluoride	mg/L	MW-11S	10	1.530	0.149	0.580	1.443	1.617	4.000		
Fluoride	mg/L	MW-12S	8	1.656	0.401	0.670	1.387	1.925	4.000		
Fluoride	mg/L	MW-13S	10	0.904	0.087	0.580	0.854	0.954	4.000		
Fluoride	mg/L	MW-1S	10	0.414	0.107	0.580	0.352	0.476	4.000		
Fluoride	mg/L	MW-2S	10	0.626	0.464	0.580	0.357	0.895	4.000	dec	
Fluoride	mg/L	MW-3S	10	0.205	0.082	0.580	0.158	0.252	4.000	dec	
Fluoride	mg/L	MW-4S	8	0.089	0.033	0.670	0.067	0.111	4.000		*
Fluoride	mg/L	MW-4SR	2								
Fluoride	mg/L	MW-5S	7	1.814	0.449	0.734	1.485	2.144	4.000	dec	
Fluoride	mg/L	MW-6S	10	1.195	0.287	0.580	1.029	1.361	4.000		
Fluoride	mg/L	MW-7S	10	0.545	0.081	0.580	0.498	0.592	4.000	inc	
Fluoride	mg/L	MW-8S	10	0.116	0.050	0.580	0.087	0.145	4.000		
Fluoride	mg/L	MW-9S	6	0.095	0.071	0.822	0.036	0.154	4.000		
Fluoride	mg/L	MW-9SR	2								*
Lead, Total	ug/L	MW-10S	10	5.000	0.000	0.580	5.000	5.000	15.000		
Lead, Total	ug/L	MW-11S	10	6.040	3.289	0.580	4.134	7.946	15.000		
Lead, Total	ug/L	MW-12S	6	5.000	0.000	0.822	5.000	5.000	15.000		
Lead, Total	ug/L	MW-13S	10	5.000	0.000	0.580	5.000	5.000	15.000		
Lead, Total	ug/L	MW-1S	9	5.000	0.000	0.620	5.000	5.000	15.000		
Lead, Total	ug/L	MW-2S	10	5.000	0.000	0.580	5.000	5.000	15.000		
Lead, Total	ug/L	MW-3S	10	5.000	0.000	0.580	5.000	5.000	15.000		
Lead, Total	ug/L	MW-4S	6	5.000	0.000	0.822	5.000	5.000	15.000		

* - Insufficient Data
 ** - Significant Exceedance
 LCL = Lower Confidence Limit
 UCL = Upper Confidence Limit

Table 1

Confidence Intervals for Comparing the Mean of the Last 10 Measurements to an Assessment Monitoring Standard

Constituent	Units	Well	N	Mean	SD	Factor	95% LCL	95% UCL	Standard	Trend	
Lead, Total	ug/L	MW-4SR	2								*
Lead, Total	ug/L	MW-5S	7	5.000	0.000	0.734	5.000	5.000	15.000		
Lead, Total	ug/L	MW-6S	9	5.000	0.000	0.620	5.000	5.000	15.000		
Lead, Total	ug/L	MW-7S	10	5.000	0.000	0.580	5.000	5.000	15.000		
Lead, Total	ug/L	MW-8S	10	5.000	0.000	0.580	5.000	5.000	15.000		
Lead, Total	ug/L	MW-9S	4	5.000	0.000	1.176	5.000	5.000	15.000		
Lead, Total	ug/L	MW-9SR	2								*
Lithium, Total	ug/L	MW-10S	10	52.100	14.411	0.580	43.748	60.452	40.000		**
Lithium, Total	ug/L	MW-11S	10	14.640	10.501	0.580	8.554	20.726	40.000		**
Lithium, Total	ug/L	MW-12S	7	96.014	22.016	0.734	79.852	112.177	40.000	dec	**
Lithium, Total	ug/L	MW-13S	10	73.170	12.986	0.580	65.644	80.696	40.000		**
Lithium, Total	ug/L	MW-1S	10	11.370	4.332	0.580	8.859	13.881	40.000		
Lithium, Total	ug/L	MW-2S	10	15.580	7.299	0.580	11.350	19.810	40.000		
Lithium, Total	ug/L	MW-3S	10	10.000	0.000	0.580	10.000	10.000	40.000		
Lithium, Total	ug/L	MW-4S	7	11.914	5.065	0.734	8.196	15.632	40.000		*
Lithium, Total	ug/L	MW-4SR	2								**
Lithium, Total	ug/L	MW-5S	7	46.300	4.418	0.734	43.057	49.543	40.000		**
Lithium, Total	ug/L	MW-6S	10	70.190	20.058	0.580	58.565	81.815	40.000	dec	**
Lithium, Total	ug/L	MW-7S	10	88.420	7.398	0.580	84.133	92.707	40.000		**
Lithium, Total	ug/L	MW-8S	10	140.500	28.211	0.580	124.151	156.849	40.000		**
Lithium, Total	ug/L	MW-9S	5	82.340	10.262	0.953	72.557	92.123	40.000		**
Lithium, Total	ug/L	MW-9SR	2								*
Mercury	ug/L	MW-10S	7	1.000	0.000	0.734	1.000	1.000	2.000		
Mercury	ug/L	MW-11S	7	1.000	0.000	0.734	1.000	1.000	2.000		
Mercury	ug/L	MW-12S	4	1.000	0.000	1.176	1.000	1.000	2.000		
Mercury	ug/L	MW-13S	7	1.000	0.000	0.734	1.000	1.000	2.000		
Mercury	ug/L	MW-1S	6	1.000	0.000	0.822	1.000	1.000	2.000		
Mercury	ug/L	MW-2S	7	1.000	0.000	0.734	1.000	1.000	2.000		
Mercury	ug/L	MW-3S	7	1.000	0.000	0.734	1.000	1.000	2.000		
Mercury	ug/L	MW-4S	4	1.000	0.000	1.176	1.000	1.000	2.000		
Mercury	ug/L	MW-4SR	1								*
Mercury	ug/L	MW-5S	4	0.100	0.000	1.176	0.100	0.100	2.000		

* - Insufficient Data
 ** - Significant Exceedance
 LCL = Lower Confidence Limit
 UCL = Upper Confidence Limit

Table 1

Confidence Intervals for Comparing the Mean of the Last 10 Measurements to an Assessment Monitoring Standard

Constituent	Units	Well	N	Mean	SD	Factor	95% LCL	95% UCL	Standard	Trend	
Mercury	ug/L	MW-6S	6	1.000	0.000	0.822	1.000	1.000	2.000		
Mercury	ug/L	MW-7S	7	1.000	0.000	0.734	1.000	1.000	2.000		
Mercury	ug/L	MW-8S	7	1.000	0.000	0.734	1.000	1.000	2.000		
Mercury	ug/L	MW-9S	3								*
Mercury	ug/L	MW-9SR	1								*
Molybdenum, Total	ug/L	MW-10S	10	80.250	16.962	0.580	70.420	90.080	100.000	dec	
Molybdenum, Total	ug/L	MW-11S	10	77.530	3.570	0.580	75.461	79.599	100.000		
Molybdenum, Total	ug/L	MW-12S	7	211.143	67.202	0.734	161.809	260.477	100.000	dec	**
Molybdenum, Total	ug/L	MW-13S	10	665.500	119.750	0.580	596.099	734.901	100.000	dec	**
Molybdenum, Total	ug/L	MW-1S	10	31.250	11.577	0.580	24.541	37.959	100.000	dec	
Molybdenum, Total	ug/L	MW-2S	10	34.520	19.590	0.580	23.167	45.873	100.000		
Molybdenum, Total	ug/L	MW-3S	10	39.690	8.717	0.580	34.638	44.742	100.000	dec	
Molybdenum, Total	ug/L	MW-4S	7	5.000	0.000	0.734	5.000	5.000	100.000		
Molybdenum, Total	ug/L	MW-4SR	2								*
Molybdenum, Total	ug/L	MW-5S	7	136.243	54.080	0.734	96.542	175.944	100.000	dec	
Molybdenum, Total	ug/L	MW-6S	10	169.560	46.267	0.580	142.746	196.374	100.000		**
Molybdenum, Total	ug/L	MW-7S	10	608.900	65.280	0.580	571.067	646.733	100.000		**
Molybdenum, Total	ug/L	MW-8S	10	344.400	114.972	0.580	277.768	411.032	100.000		**
Molybdenum, Total	ug/L	MW-9S	5	125.460	43.531	0.953	83.964	166.956	100.000		*
Molybdenum, Total	ug/L	MW-9SR	2								
Selenium, Total	ug/L	MW-10S	10	0.500	0.000	0.580	0.500	0.500	50.000		
Selenium, Total	ug/L	MW-11S	10	0.560	0.190	0.580	0.450	0.670	50.000		
Selenium, Total	ug/L	MW-12S	7	5.771	9.798	0.734	0.000	12.964	50.000		
Selenium, Total	ug/L	MW-13S	10	0.500	0.000	0.580	0.500	0.500	50.000		
Selenium, Total	ug/L	MW-1S	10	0.500	0.000	0.580	0.500	0.500	50.000		
Selenium, Total	ug/L	MW-2S	10	0.500	0.000	0.580	0.500	0.500	50.000		
Selenium, Total	ug/L	MW-3S	10	8.000	8.103	0.580	3.304	12.696	50.000		
Selenium, Total	ug/L	MW-4S	7	35.429	38.904	0.734	6.869	63.988	50.000		
Selenium, Total	ug/L	MW-4SR	2								*
Selenium, Total	ug/L	MW-5S	7	0.500	0.000	0.734	0.500	0.500	50.000		
Selenium, Total	ug/L	MW-6S	10	3.210	2.750	0.580	1.616	4.804	50.000		
Selenium, Total	ug/L	MW-7S	10	0.500	0.000	0.580	0.500	0.500	50.000		

* - Insufficient Data
 ** - Significant Exceedance
 LCL = Lower Confidence Limit
 UCL = Upper Confidence Limit

Table 1

Confidence Intervals for Comparing the Mean of the Last 10 Measurements to an Assessment Monitoring Standard

Constituent	Units	Well	N	Mean	SD	Factor	95% LCL	95% UCL	Standard	Trend
Selenium, Total	ug/L	MW-8S	10	1.510	1.487	0.580	0.648	2.372	50.000	
Selenium, Total	ug/L	MW-9S	5	69.980	62.934	0.953	9.987	129.973	50.000	
Selenium, Total	ug/L	MW-9SR	2							*
Thallium, Total	ug/L	MW-10S	7	0.500	0.000	0.734	0.500	0.500	2.000	
Thallium, Total	ug/L	MW-11S	7	0.500	0.000	0.734	0.500	0.500	2.000	
Thallium, Total	ug/L	MW-12S	4	0.500	0.000	1.176	0.500	0.500	2.000	
Thallium, Total	ug/L	MW-13S	7	0.500	0.000	0.734	0.500	0.500	2.000	
Thallium, Total	ug/L	MW-1S	6	0.500	0.000	0.822	0.500	0.500	2.000	
Thallium, Total	ug/L	MW-2S	7	0.500	0.000	0.734	0.500	0.500	2.000	
Thallium, Total	ug/L	MW-3S	8	0.500	0.000	0.670	0.500	0.500	2.000	
Thallium, Total	ug/L	MW-4S	4	0.500	0.000	1.176	0.500	0.500	2.000	
Thallium, Total	ug/L	MW-4SR	2							*
Thallium, Total	ug/L	MW-5S	4	0.500	0.000	1.176	0.500	0.500	2.000	
Thallium, Total	ug/L	MW-6S	6	0.500	0.000	0.822	0.500	0.500	2.000	
Thallium, Total	ug/L	MW-7S	7	0.500	0.000	0.734	0.500	0.500	2.000	
Thallium, Total	ug/L	MW-8S	7	0.500	0.000	0.734	0.500	0.500	2.000	
Thallium, Total	ug/L	MW-9S	3							*
Thallium, Total	ug/L	MW-9SR	2							*
Total Radium	pCi/L	MW-10S	10	1.379	0.993	0.580	0.804	1.955	5.000	
Total Radium	pCi/L	MW-11S	10	1.106	0.360	0.580	0.897	1.314	5.000	
Total Radium	pCi/L	MW-12S	6	1.200	0.378	0.822	0.889	1.510	5.000	
Total Radium	pCi/L	MW-13S	10	1.345	0.394	0.580	1.117	1.573	5.000	
Total Radium	pCi/L	MW-1S	10	2.219	1.424	0.580	1.394	3.045	5.000	
Total Radium	pCi/L	MW-2S	10	2.084	1.095	0.580	1.449	2.719	5.000	
Total Radium	pCi/L	MW-3S	10	0.785	0.140	0.580	0.704	0.866	5.000	
Total Radium	pCi/L	MW-4S	7	1.001	0.167	0.734	0.878	1.123	5.000	
Total Radium	pCi/L	MW-4SR	2							*
Total Radium	pCi/L	MW-5S	7	1.251	0.433	0.734	0.933	1.568	5.000	
Total Radium	pCi/L	MW-6S	10	1.047	0.447	0.580	0.788	1.306	5.000	
Total Radium	pCi/L	MW-7S	10	1.358	0.434	0.580	1.106	1.609	5.000	
Total Radium	pCi/L	MW-8S	10	1.022	0.261	0.580	0.871	1.173	5.000	
Total Radium	pCi/L	MW-9S	4	1.277	0.464	1.176	0.732	1.823	5.000	

* - Insufficient Data
 ** - Significant Exceedance
 LCL = Lower Confidence Limit
 UCL = Upper Confidence Limit

Table 1

Confidence Intervals for Comparing the Mean of the Last 10 Measurements to an Assessment Monitoring Standard

Constituent	Units	Well	N	Mean	SD	Factor	95% LCL	95% UCL	Standard	Trend	
Total Radium	pCi/L	MW-9SR	2								*

* - Insufficient Data

** - Significant Exceedance

LCL = Lower Confidence Limit

UCL = Upper Confidence Limit

Table 1

Confidence Intervals for Comparing the Mean of the Last 11 Measurements to an Assessment Monitoring Standard

Constituent	Units	Well	N	Mean	SD	Factor	95% LCL	95% UCL	Standard	Trend	
Antimony, Total	ug/L	MW-10S	11	0.500	0.000	0.546	0.500	0.500	6.000		
Antimony, Total	ug/L	MW-11S	11	0.500	0.000	0.546	0.500	0.500	6.000		
Antimony, Total	ug/L	MW-12S	7	2.971	0.850	0.734	2.347	3.595	6.000		
Antimony, Total	ug/L	MW-13S	11	0.500	0.000	0.546	0.500	0.500	6.000		
Antimony, Total	ug/L	MW-1S	10	1.680	1.945	0.580	0.553	2.807	6.000		
Antimony, Total	ug/L	MW-2S	11	0.500	0.000	0.546	0.500	0.500	6.000		
Antimony, Total	ug/L	MW-3S	11	6.991	1.588	0.546	6.123	7.859	6.000	dec	**
Antimony, Total	ug/L	MW-4S	7	0.500	0.000	0.734	0.500	0.500	6.000		*
Antimony, Total	ug/L	MW-4SR	2								
Antimony, Total	ug/L	MW-5S	7	0.500	0.000	0.734	0.500	0.500	6.000		
Antimony, Total	ug/L	MW-6S	10	0.570	0.221	0.580	0.442	0.698	6.000		
Antimony, Total	ug/L	MW-7S	11	0.500	0.000	0.546	0.500	0.500	6.000		
Antimony, Total	ug/L	MW-8S	11	0.500	0.000	0.546	0.500	0.500	6.000		
Antimony, Total	ug/L	MW-9S	5	9.660	1.823	0.953	7.922	11.398	6.000		**
Antimony, Total	ug/L	MW-9SR	2								*
Arsenic, Total	ug/L	MW-10S	11	389.727	39.439	0.546	368.175	411.279	10.000		**
Arsenic, Total	ug/L	MW-11S	11	4.691	3.841	0.546	2.592	6.790	10.000		**
Arsenic, Total	ug/L	MW-12S	7	44.671	10.551	0.734	36.926	52.417	10.000		**
Arsenic, Total	ug/L	MW-13S	11	340.182	39.181	0.546	318.771	361.593	10.000		**
Arsenic, Total	ug/L	MW-1S	10	18.680	14.287	0.580	10.400	26.960	10.000		**
Arsenic, Total	ug/L	MW-2S	11	13.900	6.249	0.546	10.485	17.315	10.000		**
Arsenic, Total	ug/L	MW-3S	11	1.318	0.616	0.546	0.981	1.655	10.000		*
Arsenic, Total	ug/L	MW-4S	7	1.086	1.024	0.734	0.334	1.837	10.000		*
Arsenic, Total	ug/L	MW-4SR	2								
Arsenic, Total	ug/L	MW-5S	7	0.500	0.000	0.734	0.500	0.500	10.000		**
Arsenic, Total	ug/L	MW-6S	10	15.680	9.376	0.580	10.246	21.114	10.000		**
Arsenic, Total	ug/L	MW-7S	11	386.818	40.899	0.546	364.468	409.168	10.000		**
Arsenic, Total	ug/L	MW-8S	11	0.500	0.000	0.546	0.500	0.500	10.000		*
Arsenic, Total	ug/L	MW-9S	5	0.700	0.447	0.953	0.274	1.126	10.000		*
Arsenic, Total	ug/L	MW-9SR	2								
Barium, Total	ug/L	MW-10S	11	64.900	17.546	0.546	55.312	74.488	2000.000		
Barium, Total	ug/L	MW-11S	11	114.973	73.370	0.546	74.878	155.067	2000.000		

* - Insufficient Data
 ** - Significant Exceedance
 LCL = Lower Confidence Limit
 UCL = Upper Confidence Limit

Table 1

Confidence Intervals for Comparing the Mean of the Last 11 Measurements to an Assessment Monitoring Standard

Constituent	Units	Well	N	Mean	SD	Factor	95% LCL	95% UCL	Standard	Trend
Barium, Total	ug/L	MW-12S	7	30.929	2.405	0.734	29.163	32.694	2000.000	
Barium, Total	ug/L	MW-13S	11	34.709	6.502	0.546	31.156	38.262	2000.000	
Barium, Total	ug/L	MW-1S	10	86.480	29.577	0.580	69.339	103.621	2000.000	
Barium, Total	ug/L	MW-2S	11	121.064	48.547	0.546	94.534	147.593	2000.000	
Barium, Total	ug/L	MW-3S	11	44.509	10.089	0.546	38.996	50.022	2000.000	
Barium, Total	ug/L	MW-4S	7	81.843	21.298	0.734	66.208	97.478	2000.000	
Barium, Total	ug/L	MW-4SR	2							*
Barium, Total	ug/L	MW-5S	7	33.786	8.547	0.734	27.511	40.060	2000.000	
Barium, Total	ug/L	MW-6S	10	116.120	16.314	0.580	106.665	125.575	2000.000	
Barium, Total	ug/L	MW-7S	11	40.718	4.278	0.546	38.381	43.056	2000.000	
Barium, Total	ug/L	MW-8S	11	36.427	4.971	0.546	33.711	39.144	2000.000	
Barium, Total	ug/L	MW-9S	5	51.940	2.152	0.953	49.888	53.992	2000.000	
Barium, Total	ug/L	MW-9SR	2							*
Beryllium, Total	ug/L	MW-10S	8	0.100	0.000	0.670	0.100	0.100	4.000	
Beryllium, Total	ug/L	MW-11S	8	0.215	0.229	0.670	0.061	0.369	4.000	
Beryllium, Total	ug/L	MW-12S	5	0.100	0.000	0.953	0.100	0.100	4.000	
Beryllium, Total	ug/L	MW-13S	8	0.100	0.000	0.670	0.100	0.100	4.000	
Beryllium, Total	ug/L	MW-1S	7	0.100	0.000	0.734	0.100	0.100	4.000	
Beryllium, Total	ug/L	MW-2S	8	0.100	0.000	0.670	0.100	0.100	4.000	
Beryllium, Total	ug/L	MW-3S	9	0.100	0.000	0.620	0.100	0.100	4.000	
Beryllium, Total	ug/L	MW-4S	5	0.100	0.000	0.953	0.100	0.100	4.000	
Beryllium, Total	ug/L	MW-4SR	2							*
Beryllium, Total	ug/L	MW-5S	5	0.100	0.000	0.953	0.100	0.100	4.000	
Beryllium, Total	ug/L	MW-6S	7	0.100	0.000	0.734	0.100	0.100	4.000	
Beryllium, Total	ug/L	MW-7S	8	0.100	0.000	0.670	0.100	0.100	4.000	
Beryllium, Total	ug/L	MW-8S	8	0.100	0.000	0.670	0.100	0.100	4.000	
Beryllium, Total	ug/L	MW-9S	4	0.100	0.000	1.176	0.100	0.100	4.000	
Beryllium, Total	ug/L	MW-9SR	2							*
Cadmium, Total	ug/L	MW-10S	9	1.000	0.000	0.620	1.000	1.000	5.000	
Cadmium, Total	ug/L	MW-11S	9	1.000	0.000	0.620	1.000	1.000	5.000	
Cadmium, Total	ug/L	MW-12S	5	1.000	0.000	0.953	1.000	1.000	5.000	
Cadmium, Total	ug/L	MW-13S	9	1.000	0.000	0.620	1.000	1.000	5.000	

* - Insufficient Data
 ** - Significant Exceedance
 LCL = Lower Confidence Limit
 UCL = Upper Confidence Limit

Table 1

Confidence Intervals for Comparing the Mean of the Last 11 Measurements to an Assessment Monitoring Standard

Constituent	Units	Well	N	Mean	SD	Factor	95% LCL	95% UCL	Standard	Trend
Cadmium, Total	ug/L	MW-1S	8	1.000	0.000	0.670	1.000	1.000	5.000	
Cadmium, Total	ug/L	MW-2S	9	1.000	0.000	0.620	1.000	1.000	5.000	
Cadmium, Total	ug/L	MW-3S	9	1.000	0.000	0.620	1.000	1.000	5.000	
Cadmium, Total	ug/L	MW-4S	5	1.000	0.000	0.953	1.000	1.000	5.000	
Cadmium, Total	ug/L	MW-4SR	2							*
Cadmium, Total	ug/L	MW-5S	6	1.000	0.000	0.822	1.000	1.000	5.000	
Cadmium, Total	ug/L	MW-6S	8	1.000	0.000	0.670	1.000	1.000	5.000	
Cadmium, Total	ug/L	MW-7S	9	1.000	0.000	0.620	1.000	1.000	5.000	
Cadmium, Total	ug/L	MW-8S	9	1.000	0.000	0.620	1.000	1.000	5.000	
Cadmium, Total	ug/L	MW-9S	3							*
Cadmium, Total	ug/L	MW-9SR	2							*
Chromium, Total	ug/L	MW-10S	11	5.000	0.000	0.546	5.000	5.000	100.000	
Chromium, Total	ug/L	MW-11S	11	9.218	8.987	0.546	4.307	14.129	100.000	
Chromium, Total	ug/L	MW-12S	7	5.000	0.000	0.734	5.000	5.000	100.000	
Chromium, Total	ug/L	MW-13S	11	5.000	0.000	0.546	5.000	5.000	100.000	
Chromium, Total	ug/L	MW-1S	10	5.000	0.000	0.580	5.000	5.000	100.000	
Chromium, Total	ug/L	MW-2S	11	5.000	0.000	0.546	5.000	5.000	100.000	
Chromium, Total	ug/L	MW-3S	10	5.000	0.000	0.580	5.000	5.000	100.000	
Chromium, Total	ug/L	MW-4S	7	5.000	0.000	0.734	5.000	5.000	100.000	
Chromium, Total	ug/L	MW-4SR	1							*
Chromium, Total	ug/L	MW-5S	7	5.000	0.000	0.734	5.000	5.000	100.000	
Chromium, Total	ug/L	MW-6S	10	5.000	0.000	0.580	5.000	5.000	100.000	
Chromium, Total	ug/L	MW-7S	11	5.000	0.000	0.546	5.000	5.000	100.000	
Chromium, Total	ug/L	MW-8S	11	5.000	0.000	0.546	5.000	5.000	100.000	
Chromium, Total	ug/L	MW-9S	5	5.000	0.000	0.953	5.000	5.000	100.000	
Chromium, Total	ug/L	MW-9SR	1							*
Cobalt, Total	ug/L	MW-10S	10	0.570	0.221	0.580	0.442	0.698	6.000	
Cobalt, Total	ug/L	MW-11S	10	1.960	3.368	0.580	0.008	3.912	6.000	
Cobalt, Total	ug/L	MW-12S	6	0.500	0.000	0.822	0.500	0.500	6.000	
Cobalt, Total	ug/L	MW-13S	10	0.500	0.000	0.580	0.500	0.500	6.000	
Cobalt, Total	ug/L	MW-1S	9	0.500	0.000	0.620	0.500	0.500	6.000	
Cobalt, Total	ug/L	MW-2S	10	0.580	0.253	0.580	0.433	0.727	6.000	

* - Insufficient Data
 ** - Significant Exceedance
 LCL = Lower Confidence Limit
 UCL = Upper Confidence Limit

Table 1

Confidence Intervals for Comparing the Mean of the Last 11 Measurements to an Assessment Monitoring Standard

Constituent	Units	Well	N	Mean	SD	Factor	95% LCL	95% UCL	Standard	Trend	
Cobalt, Total	ug/L	MW-3S	10	0.500	0.000	0.580	0.500	0.500	6.000		
Cobalt, Total	ug/L	MW-4S	6	0.600	0.245	0.822	0.399	0.801	6.000		
Cobalt, Total	ug/L	MW-4SR	2								*
Cobalt, Total	ug/L	MW-5S	7	0.871	0.359	0.734	0.608	1.135	6.000		
Cobalt, Total	ug/L	MW-6S	9	1.544	0.654	0.620	1.139	1.950	6.000		
Cobalt, Total	ug/L	MW-7S	10	0.770	0.452	0.580	0.508	1.032	6.000		
Cobalt, Total	ug/L	MW-8S	10	0.840	1.075	0.580	0.217	1.463	6.000		
Cobalt, Total	ug/L	MW-9S	4	0.500	0.000	1.176	0.500	0.500	6.000		
Cobalt, Total	ug/L	MW-9SR	2								*
Fluoride	mg/L	MW-10S	11	2.473	0.290	0.546	2.314	2.631	4.000		
Fluoride	mg/L	MW-11S	11	1.527	0.142	0.546	1.450	1.605	4.000		
Fluoride	mg/L	MW-12S	8	1.656	0.401	0.670	1.387	1.925	4.000		
Fluoride	mg/L	MW-13S	11	0.900	0.084	0.546	0.854	0.946	4.000		
Fluoride	mg/L	MW-1S	10	0.414	0.107	0.580	0.352	0.476	4.000		
Fluoride	mg/L	MW-2S	11	0.669	0.463	0.546	0.416	0.922	4.000	dec	
Fluoride	mg/L	MW-3S	11	0.234	0.123	0.546	0.167	0.301	4.000	dec	
Fluoride	mg/L	MW-4S	8	0.089	0.033	0.670	0.067	0.111	4.000		
Fluoride	mg/L	MW-4SR	2								*
Fluoride	mg/L	MW-5S	7	1.814	0.449	0.734	1.485	2.144	4.000	dec	
Fluoride	mg/L	MW-6S	11	1.171	0.284	0.546	1.016	1.326	4.000		
Fluoride	mg/L	MW-7S	11	0.534	0.086	0.546	0.487	0.581	4.000	inc	
Fluoride	mg/L	MW-8S	11	0.118	0.048	0.546	0.092	0.144	4.000		
Fluoride	mg/L	MW-9S	6	0.095	0.071	0.822	0.036	0.154	4.000		
Fluoride	mg/L	MW-9SR	2								*
Lead, Total	ug/L	MW-10S	10	5.000	0.000	0.580	5.000	5.000	15.000		
Lead, Total	ug/L	MW-11S	10	6.040	3.289	0.580	4.134	7.946	15.000		
Lead, Total	ug/L	MW-12S	6	5.000	0.000	0.822	5.000	5.000	15.000		
Lead, Total	ug/L	MW-13S	10	5.000	0.000	0.580	5.000	5.000	15.000		
Lead, Total	ug/L	MW-1S	9	5.000	0.000	0.620	5.000	5.000	15.000		
Lead, Total	ug/L	MW-2S	10	5.000	0.000	0.580	5.000	5.000	15.000		
Lead, Total	ug/L	MW-3S	10	5.000	0.000	0.580	5.000	5.000	15.000		
Lead, Total	ug/L	MW-4S	6	5.000	0.000	0.822	5.000	5.000	15.000		

* - Insufficient Data
 ** - Significant Exceedance
 LCL = Lower Confidence Limit
 UCL = Upper Confidence Limit

Table 1

Confidence Intervals for Comparing the Mean of the Last 11 Measurements to an Assessment Monitoring Standard

Constituent	Units	Well	N	Mean	SD	Factor	95% LCL	95% UCL	Standard	Trend	
Lead, Total	ug/L	MW-4SR	2								*
Lead, Total	ug/L	MW-5S	7	5.000	0.000	0.734	5.000	5.000	15.000		
Lead, Total	ug/L	MW-6S	9	5.000	0.000	0.620	5.000	5.000	15.000		
Lead, Total	ug/L	MW-7S	10	5.000	0.000	0.580	5.000	5.000	15.000		
Lead, Total	ug/L	MW-8S	10	5.000	0.000	0.580	5.000	5.000	15.000		
Lead, Total	ug/L	MW-9S	4	5.000	0.000	1.176	5.000	5.000	15.000		
Lead, Total	ug/L	MW-9SR	2								*
Lithium, Total	ug/L	MW-10S	11	52.545	13.751	0.546	45.031	60.060	40.000		**
Lithium, Total	ug/L	MW-11S	11	14.218	10.060	0.546	8.721	19.715	40.000		**
Lithium, Total	ug/L	MW-12S	7	96.014	22.016	0.734	79.852	112.177	40.000	dec	**
Lithium, Total	ug/L	MW-13S	11	74.827	13.490	0.546	67.455	82.199	40.000		**
Lithium, Total	ug/L	MW-1S	10	11.370	4.332	0.580	8.859	13.881	40.000		
Lithium, Total	ug/L	MW-2S	11	16.500	7.567	0.546	12.365	20.635	40.000		
Lithium, Total	ug/L	MW-3S	11	10.000	0.000	0.546	10.000	10.000	40.000		
Lithium, Total	ug/L	MW-4S	7	11.914	5.065	0.734	8.196	15.632	40.000		*
Lithium, Total	ug/L	MW-4SR	2								*
Lithium, Total	ug/L	MW-5S	7	46.300	4.418	0.734	43.057	49.543	40.000		**
Lithium, Total	ug/L	MW-6S	10	70.190	20.058	0.580	58.565	81.815	40.000		**
Lithium, Total	ug/L	MW-7S	11	89.745	8.281	0.546	85.220	94.271	40.000	dec	**
Lithium, Total	ug/L	MW-8S	11	139.727	26.885	0.546	125.035	154.419	40.000		**
Lithium, Total	ug/L	MW-9S	5	82.340	10.262	0.953	72.557	92.123	40.000		**
Lithium, Total	ug/L	MW-9SR	2								*
Mercury	ug/L	MW-10S	7	1.000	0.000	0.734	1.000	1.000	2.000		
Mercury	ug/L	MW-11S	7	1.000	0.000	0.734	1.000	1.000	2.000		
Mercury	ug/L	MW-12S	4	1.000	0.000	1.176	1.000	1.000	2.000		
Mercury	ug/L	MW-13S	7	1.000	0.000	0.734	1.000	1.000	2.000		
Mercury	ug/L	MW-1S	6	1.000	0.000	0.822	1.000	1.000	2.000		
Mercury	ug/L	MW-2S	7	1.000	0.000	0.734	1.000	1.000	2.000		
Mercury	ug/L	MW-3S	7	1.000	0.000	0.734	1.000	1.000	2.000		
Mercury	ug/L	MW-4S	4	1.000	0.000	1.176	1.000	1.000	2.000		
Mercury	ug/L	MW-4SR	1								*
Mercury	ug/L	MW-5S	4	0.100	0.000	1.176	0.100	0.100	2.000		

* - Insufficient Data
 ** - Significant Exceedance
 LCL = Lower Confidence Limit
 UCL = Upper Confidence Limit

Table 1

Confidence Intervals for Comparing the Mean of the Last 11 Measurements to an Assessment Monitoring Standard

Constituent	Units	Well	N	Mean	SD	Factor	95% LCL	95% UCL	Standard	Trend	
Mercury	ug/L	MW-6S	6	1.000	0.000	0.822	1.000	1.000	2.000		
Mercury	ug/L	MW-7S	7	1.000	0.000	0.734	1.000	1.000	2.000		
Mercury	ug/L	MW-8S	7	1.000	0.000	0.734	1.000	1.000	2.000		
Mercury	ug/L	MW-9S	3								*
Mercury	ug/L	MW-9SR	1								*
Molybdenum, Total	ug/L	MW-10S	11	85.500	23.709	0.546	72.544	98.456	100.000	dec	
Molybdenum, Total	ug/L	MW-11S	11	77.145	3.619	0.546	75.168	79.123	100.000		
Molybdenum, Total	ug/L	MW-12S	7	211.143	67.202	0.734	161.809	260.477	100.000	dec	**
Molybdenum, Total	ug/L	MW-13S	11	670.455	114.787	0.546	607.727	733.182	100.000	dec	**
Molybdenum, Total	ug/L	MW-1S	10	31.250	11.577	0.580	24.541	37.959	100.000	dec	
Molybdenum, Total	ug/L	MW-2S	11	38.500	22.795	0.546	26.043	50.957	100.000		
Molybdenum, Total	ug/L	MW-3S	11	43.245	14.403	0.546	35.375	51.116	100.000	dec	
Molybdenum, Total	ug/L	MW-4S	7	5.000	0.000	0.734	5.000	5.000	100.000		
Molybdenum, Total	ug/L	MW-4SR	2								*
Molybdenum, Total	ug/L	MW-5S	7	136.243	54.080	0.734	96.542	175.944	100.000	dec	
Molybdenum, Total	ug/L	MW-6S	10	169.560	46.267	0.580	142.746	196.374	100.000		**
Molybdenum, Total	ug/L	MW-7S	11	601.545	66.560	0.546	565.172	637.919	100.000		**
Molybdenum, Total	ug/L	MW-8S	11	351.182	111.367	0.546	290.323	412.040	100.000		**
Molybdenum, Total	ug/L	MW-9S	5	125.460	43.531	0.953	83.964	166.956	100.000		*
Molybdenum, Total	ug/L	MW-9SR	2								
Selenium, Total	ug/L	MW-10S	11	0.500	0.000	0.546	0.500	0.500	50.000		
Selenium, Total	ug/L	MW-11S	11	0.555	0.181	0.546	0.456	0.653	50.000		
Selenium, Total	ug/L	MW-12S	7	5.771	9.798	0.734	0.000	12.964	50.000		
Selenium, Total	ug/L	MW-13S	11	0.500	0.000	0.546	0.500	0.500	50.000		
Selenium, Total	ug/L	MW-1S	10	0.500	0.000	0.580	0.500	0.500	50.000		
Selenium, Total	ug/L	MW-2S	11	0.500	0.000	0.546	0.500	0.500	50.000		
Selenium, Total	ug/L	MW-3S	11	7.318	8.013	0.546	2.939	11.697	50.000		
Selenium, Total	ug/L	MW-4S	7	35.429	38.904	0.734	6.869	63.988	50.000		
Selenium, Total	ug/L	MW-4SR	2								*
Selenium, Total	ug/L	MW-5S	7	0.500	0.000	0.734	0.500	0.500	50.000		
Selenium, Total	ug/L	MW-6S	10	3.210	2.750	0.580	1.616	4.804	50.000		
Selenium, Total	ug/L	MW-7S	11	0.500	0.000	0.546	0.500	0.500	50.000		

* - Insufficient Data
 ** - Significant Exceedance
 LCL = Lower Confidence Limit
 UCL = Upper Confidence Limit

Table 1

Confidence Intervals for Comparing the Mean of the Last 11 Measurements to an Assessment Monitoring Standard

Constituent	Units	Well	N	Mean	SD	Factor	95% LCL	95% UCL	Standard	Trend
Selenium, Total	ug/L	MW-8S	11	1.418	1.443	0.546	0.629	2.207	50.000	
Selenium, Total	ug/L	MW-9S	5	69.980	62.934	0.953	9.987	129.973	50.000	
Selenium, Total	ug/L	MW-9SR	2							*
Thallium, Total	ug/L	MW-10S	7	0.500	0.000	0.734	0.500	0.500	2.000	
Thallium, Total	ug/L	MW-11S	7	0.500	0.000	0.734	0.500	0.500	2.000	
Thallium, Total	ug/L	MW-12S	4	0.500	0.000	1.176	0.500	0.500	2.000	
Thallium, Total	ug/L	MW-13S	7	0.500	0.000	0.734	0.500	0.500	2.000	
Thallium, Total	ug/L	MW-1S	6	0.500	0.000	0.822	0.500	0.500	2.000	
Thallium, Total	ug/L	MW-2S	7	0.500	0.000	0.734	0.500	0.500	2.000	
Thallium, Total	ug/L	MW-3S	8	0.500	0.000	0.670	0.500	0.500	2.000	
Thallium, Total	ug/L	MW-4S	4	0.500	0.000	1.176	0.500	0.500	2.000	
Thallium, Total	ug/L	MW-4SR	2							*
Thallium, Total	ug/L	MW-5S	4	0.500	0.000	1.176	0.500	0.500	2.000	
Thallium, Total	ug/L	MW-6S	6	0.500	0.000	0.822	0.500	0.500	2.000	
Thallium, Total	ug/L	MW-7S	7	0.500	0.000	0.734	0.500	0.500	2.000	
Thallium, Total	ug/L	MW-8S	7	0.500	0.000	0.734	0.500	0.500	2.000	
Thallium, Total	ug/L	MW-9S	3							*
Thallium, Total	ug/L	MW-9SR	2							*
Total Radium	pCi/L	MW-10S	11	1.360	0.944	0.546	0.844	1.876	5.000	
Total Radium	pCi/L	MW-11S	11	1.210	0.485	0.546	0.945	1.475	5.000	
Total Radium	pCi/L	MW-12S	6	1.200	0.378	0.822	0.889	1.510	5.000	
Total Radium	pCi/L	MW-13S	11	1.281	0.430	0.546	1.046	1.516	5.000	
Total Radium	pCi/L	MW-1S	10	2.219	1.424	0.580	1.394	3.045	5.000	
Total Radium	pCi/L	MW-2S	11	2.020	1.061	0.546	1.440	2.599	5.000	
Total Radium	pCi/L	MW-3S	11	0.790	0.134	0.546	0.717	0.863	5.000	
Total Radium	pCi/L	MW-4S	7	1.001	0.167	0.734	0.878	1.123	5.000	
Total Radium	pCi/L	MW-4SR	2							*
Total Radium	pCi/L	MW-5S	7	1.251	0.433	0.734	0.933	1.568	5.000	
Total Radium	pCi/L	MW-6S	10	1.047	0.447	0.580	0.788	1.306	5.000	
Total Radium	pCi/L	MW-7S	11	1.340	0.416	0.546	1.112	1.567	5.000	
Total Radium	pCi/L	MW-8S	11	1.034	0.251	0.546	0.897	1.171	5.000	
Total Radium	pCi/L	MW-9S	4	1.277	0.464	1.176	0.732	1.823	5.000	

* - Insufficient Data
 ** - Significant Exceedance
 LCL = Lower Confidence Limit
 UCL = Upper Confidence Limit

Table 1

Confidence Intervals for Comparing the Mean of the Last 11 Measurements to an Assessment Monitoring Standard

Constituent	Units	Well	N	Mean	SD	Factor	95% LCL	95% UCL	Standard	Trend	
Total Radium	pCi/L	MW-9SR	2								*

* - Insufficient Data

** - Significant Exceedance

LCL = Lower Confidence Limit

UCL = Upper Confidence Limit

Table 1

Confidence Intervals for Comparing the Mean of the Last 4 Measurements to an Assessment Monitoring Standard

Constituent	Units	Well	N	Mean	SD	Factor	95% LCL	95% UCL	Standard	Trend	
Antimony, Total	ug/L	MW-10D	4	0.500	0.000	1.176	0.500	0.500	6.000		
Antimony, Total	ug/L	MW-11D	4	0.500	0.000	1.176	0.500	0.500	6.000		
Antimony, Total	ug/L	MW-12D	4	0.500	0.000	1.176	0.500	0.500	6.000		
Antimony, Total	ug/L	MW-13D	4	0.500	0.000	1.176	0.500	0.500	6.000		
Antimony, Total	ug/L	MW-14D	4	0.500	0.000	1.176	0.500	0.500	6.000		
Antimony, Total	ug/L	MW-1D	4	0.500	0.000	1.176	0.500	0.500	6.000		
Antimony, Total	ug/L	MW-2D	4	0.500	0.000	1.176	0.500	0.500	6.000		
Antimony, Total	ug/L	MW-3D	4	0.500	0.000	1.176	0.500	0.500	6.000		
Antimony, Total	ug/L	MW-7D	4	0.500	0.000	1.176	0.500	0.500	6.000		
Antimony, Total	ug/L	MW-9D	4	0.500	0.000	1.176	0.500	0.500	6.000		
Antimony, Total	ug/L	MW-9I	4	0.500	0.000	1.176	0.500	0.500	6.000		
Arsenic, Total	ug/L	MW-10D	4	147.500	25.040	1.176	118.046	176.954	10.000	dec	**
Arsenic, Total	ug/L	MW-11D	4	15.850	1.240	1.176	14.392	17.308	10.000		**
Arsenic, Total	ug/L	MW-12D	4	378.250	38.750	1.176	332.669	423.831	10.000		**
Arsenic, Total	ug/L	MW-13D	4	235.250	6.652	1.176	227.425	243.075	10.000		**
Arsenic, Total	ug/L	MW-14D	4	118.000	8.406	1.176	108.112	127.888	10.000		**
Arsenic, Total	ug/L	MW-1D	4	3.850	0.592	1.176	3.154	4.546	10.000		
Arsenic, Total	ug/L	MW-2D	4	4.500	0.956	1.176	3.376	5.624	10.000		
Arsenic, Total	ug/L	MW-3D	4	3.650	0.580	1.176	2.967	4.333	10.000		
Arsenic, Total	ug/L	MW-7D	4	460.250	18.910	1.176	438.007	482.493	10.000		**
Arsenic, Total	ug/L	MW-9D	4	17.825	6.294	1.176	10.421	25.229	10.000	inc	**
Arsenic, Total	ug/L	MW-9I	4	15.925	10.836	1.176	3.179	28.671	10.000	inc	
Barium, Total	ug/L	MW-10D	4	29.025	4.782	1.176	23.400	34.650	2000.000		
Barium, Total	ug/L	MW-11D	4	23.350	2.111	1.176	20.867	25.833	2000.000	dec	
Barium, Total	ug/L	MW-12D	4	27.700	2.796	1.176	24.411	30.989	2000.000		
Barium, Total	ug/L	MW-13D	4	32.125	2.032	1.176	29.735	34.515	2000.000		
Barium, Total	ug/L	MW-14D	4	47.275	10.372	1.176	35.075	59.475	2000.000		
Barium, Total	ug/L	MW-1D	4	83.250	10.339	1.176	71.089	95.411	2000.000	inc	
Barium, Total	ug/L	MW-2D	4	49.825	9.084	1.176	39.139	60.511	2000.000		
Barium, Total	ug/L	MW-3D	4	90.175	4.068	1.176	85.390	94.960	2000.000		
Barium, Total	ug/L	MW-7D	4	45.575	5.558	1.176	39.037	52.113	2000.000		
Barium, Total	ug/L	MW-9D	4	49.750	4.347	1.176	44.637	54.863	2000.000		

* - Insufficient Data
 ** - Significant Exceedance
 LCL = Lower Confidence Limit
 UCL = Upper Confidence Limit

Table 1

Confidence Intervals for Comparing the Mean of the Last 4 Measurements to an Assessment Monitoring Standard

Constituent	Units	Well	N	Mean	SD	Factor	95% LCL	95% UCL	Standard	Trend
Barium, Total	ug/L	MW-9I	4	70.975	6.771	1.176	63.011	78.939	2000.000	
Beryllium, Total	ug/L	MW-10D	4	0.100	0.000	1.176	0.100	0.100	4.000	
Beryllium, Total	ug/L	MW-11D	4	0.100	0.000	1.176	0.100	0.100	4.000	
Beryllium, Total	ug/L	MW-12D	4	0.100	0.000	1.176	0.100	0.100	4.000	
Beryllium, Total	ug/L	MW-13D	4	0.100	0.000	1.176	0.100	0.100	4.000	
Beryllium, Total	ug/L	MW-14D	4	0.100	0.000	1.176	0.100	0.100	4.000	
Beryllium, Total	ug/L	MW-1D	4	0.100	0.000	1.176	0.100	0.100	4.000	
Beryllium, Total	ug/L	MW-2D	4	0.100	0.000	1.176	0.100	0.100	4.000	
Beryllium, Total	ug/L	MW-3D	4	0.100	0.000	1.176	0.100	0.100	4.000	
Beryllium, Total	ug/L	MW-7D	4	0.100	0.000	1.176	0.100	0.100	4.000	
Beryllium, Total	ug/L	MW-9D	4	0.100	0.000	1.176	0.100	0.100	4.000	
Beryllium, Total	ug/L	MW-9I	4	0.100	0.000	1.176	0.100	0.100	4.000	
Cadmium, Total	ug/L	MW-10D	4	1.000	0.000	1.176	1.000	1.000	5.000	
Cadmium, Total	ug/L	MW-11D	4	1.000	0.000	1.176	1.000	1.000	5.000	
Cadmium, Total	ug/L	MW-12D	4	1.000	0.000	1.176	1.000	1.000	5.000	
Cadmium, Total	ug/L	MW-13D	4	1.000	0.000	1.176	1.000	1.000	5.000	
Cadmium, Total	ug/L	MW-14D	4	1.000	0.000	1.176	1.000	1.000	5.000	
Cadmium, Total	ug/L	MW-1D	4	1.000	0.000	1.176	1.000	1.000	5.000	
Cadmium, Total	ug/L	MW-2D	4	1.000	0.000	1.176	1.000	1.000	5.000	
Cadmium, Total	ug/L	MW-3D	4	1.000	0.000	1.176	1.000	1.000	5.000	
Cadmium, Total	ug/L	MW-7D	4	1.000	0.000	1.176	1.000	1.000	5.000	
Cadmium, Total	ug/L	MW-9D	4	1.000	0.000	1.176	1.000	1.000	5.000	
Cadmium, Total	ug/L	MW-9I	4	1.000	0.000	1.176	1.000	1.000	5.000	
Chromium, Total	ug/L	MW-10D	4	5.000	0.000	1.176	5.000	5.000	100.000	
Chromium, Total	ug/L	MW-11D	4	5.000	0.000	1.176	5.000	5.000	100.000	
Chromium, Total	ug/L	MW-12D	4	5.000	0.000	1.176	5.000	5.000	100.000	
Chromium, Total	ug/L	MW-13D	4	5.000	0.000	1.176	5.000	5.000	100.000	
Chromium, Total	ug/L	MW-14D	4	5.000	0.000	1.176	5.000	5.000	100.000	
Chromium, Total	ug/L	MW-1D	4	5.000	0.000	1.176	5.000	5.000	100.000	
Chromium, Total	ug/L	MW-2D	4	5.000	0.000	1.176	5.000	5.000	100.000	
Chromium, Total	ug/L	MW-3D	4	5.000	0.000	1.176	5.000	5.000	100.000	
Chromium, Total	ug/L	MW-7D	4	5.000	0.000	1.176	5.000	5.000	100.000	

* - Insufficient Data
 ** - Significant Exceedance
 LCL = Lower Confidence Limit
 UCL = Upper Confidence Limit

Table 1

Confidence Intervals for Comparing the Mean of the Last 4 Measurements to an Assessment Monitoring Standard

Constituent	Units	Well	N	Mean	SD	Factor	95% LCL	95% UCL	Standard	Trend
Chromium, Total	ug/L	MW-9D	4	5.000	0.000	1.176	5.000	5.000	100.000	
Chromium, Total	ug/L	MW-9I	4	5.000	0.000	1.176	5.000	5.000	100.000	
Cobalt, Total	ug/L	MW-10D	4	0.500	0.000	1.176	0.500	0.500	6.000	
Cobalt, Total	ug/L	MW-11D	4	0.500	0.000	1.176	0.500	0.500	6.000	
Cobalt, Total	ug/L	MW-12D	4	0.500	0.000	1.176	0.500	0.500	6.000	
Cobalt, Total	ug/L	MW-13D	4	0.500	0.000	1.176	0.500	0.500	6.000	
Cobalt, Total	ug/L	MW-14D	4	0.500	0.000	1.176	0.500	0.500	6.000	
Cobalt, Total	ug/L	MW-1D	4	0.500	0.000	1.176	0.500	0.500	6.000	
Cobalt, Total	ug/L	MW-2D	4	0.500	0.000	1.176	0.500	0.500	6.000	
Cobalt, Total	ug/L	MW-3D	4	0.500	0.000	1.176	0.500	0.500	6.000	
Cobalt, Total	ug/L	MW-7D	4	0.825	0.650	1.176	0.060	1.590	6.000	
Cobalt, Total	ug/L	MW-9D	4	0.500	0.000	1.176	0.500	0.500	6.000	
Cobalt, Total	ug/L	MW-9I	4	0.500	0.000	1.176	0.500	0.500	6.000	
Fluoride	mg/L	MW-10D	4	2.150	0.265	1.176	1.839	2.461	4.000	
Fluoride	mg/L	MW-11D	4	0.343	0.046	1.176	0.288	0.397	4.000	
Fluoride	mg/L	MW-12D	4	1.525	0.263	1.176	1.216	1.834	4.000	inc
Fluoride	mg/L	MW-13D	4	0.630	0.091	1.176	0.523	0.737	4.000	
Fluoride	mg/L	MW-14D	4	0.255	0.054	1.176	0.191	0.319	4.000	
Fluoride	mg/L	MW-1D	4	0.397	0.059	1.176	0.328	0.467	4.000	
Fluoride	mg/L	MW-2D	4	0.870	0.102	1.176	0.750	0.990	4.000	dec
Fluoride	mg/L	MW-3D	4	0.220	0.026	1.176	0.190	0.250	4.000	
Fluoride	mg/L	MW-7D	4	0.458	0.056	1.176	0.392	0.523	4.000	inc
Fluoride	mg/L	MW-9D	4	0.443	0.057	1.176	0.376	0.509	4.000	
Fluoride	mg/L	MW-9I	4	0.982	0.172	1.176	0.780	1.185	4.000	
Lead, Total	ug/L	MW-10D	4	5.000	0.000	1.176	5.000	5.000	15.000	
Lead, Total	ug/L	MW-11D	4	5.000	0.000	1.176	5.000	5.000	15.000	
Lead, Total	ug/L	MW-12D	4	5.000	0.000	1.176	5.000	5.000	15.000	
Lead, Total	ug/L	MW-13D	4	5.000	0.000	1.176	5.000	5.000	15.000	
Lead, Total	ug/L	MW-14D	4	5.000	0.000	1.176	5.000	5.000	15.000	
Lead, Total	ug/L	MW-1D	4	5.000	0.000	1.176	5.000	5.000	15.000	
Lead, Total	ug/L	MW-2D	4	5.000	0.000	1.176	5.000	5.000	15.000	
Lead, Total	ug/L	MW-3D	4	5.000	0.000	1.176	5.000	5.000	15.000	

* - Insufficient Data
 ** - Significant Exceedance
 LCL = Lower Confidence Limit
 UCL = Upper Confidence Limit

Table 1

Confidence Intervals for Comparing the Mean of the Last 4 Measurements to an Assessment Monitoring Standard

Constituent	Units	Well	N	Mean	SD	Factor	95% LCL	95% UCL	Standard	Trend	
Lead, Total	ug/L	MW-7D	4	5.000	0.000	1.176	5.000	5.000	15.000		
Lead, Total	ug/L	MW-9D	4	5.000	0.000	1.176	5.000	5.000	15.000		
Lead, Total	ug/L	MW-9I	4	5.000	0.000	1.176	5.000	5.000	15.000		
Lithium, Total	ug/L	MW-10D	4	54.825	13.615	1.176	38.810	70.840	40.000		
Lithium, Total	ug/L	MW-11D	4	141.500	8.963	1.176	130.957	152.043	40.000	dec	**
Lithium, Total	ug/L	MW-12D	4	77.100	14.216	1.176	60.378	93.822	40.000	dec	**
Lithium, Total	ug/L	MW-13D	4	76.900	5.989	1.176	69.855	83.945	40.000	dec	**
Lithium, Total	ug/L	MW-14D	4	756.000	169.613	1.176	556.486	955.514	40.000		**
Lithium, Total	ug/L	MW-1D	4	13.350	6.700	1.176	5.469	21.231	40.000	dec	**
Lithium, Total	ug/L	MW-2D	4	52.600	3.346	1.176	48.665	56.535	40.000		**
Lithium, Total	ug/L	MW-3D	4	10.000	0.000	1.176	10.000	10.000	40.000		**
Lithium, Total	ug/L	MW-7D	4	97.900	4.361	1.176	92.770	103.030	40.000		**
Lithium, Total	ug/L	MW-9D	4	16.400	7.392	1.176	7.705	25.095	40.000	dec	**
Lithium, Total	ug/L	MW-9I	4	21.600	8.138	1.176	12.028	31.172	40.000		**
Mercury	ug/L	MW-10D	4	1.000	0.000	1.176	1.000	1.000	2.000		
Mercury	ug/L	MW-11D	4	1.000	0.000	1.176	1.000	1.000	2.000		
Mercury	ug/L	MW-12D	4	1.200	0.400	1.176	0.729	1.671	2.000		
Mercury	ug/L	MW-13D	4	1.000	0.000	1.176	1.000	1.000	2.000		
Mercury	ug/L	MW-14D	4	1.000	0.000	1.176	1.000	1.000	2.000		
Mercury	ug/L	MW-1D	4	1.000	0.000	1.176	1.000	1.000	2.000		
Mercury	ug/L	MW-2D	4	1.000	0.000	1.176	1.000	1.000	2.000		
Mercury	ug/L	MW-3D	4	1.000	0.000	1.176	1.000	1.000	2.000		
Mercury	ug/L	MW-7D	4	1.000	0.000	1.176	1.000	1.000	2.000		
Mercury	ug/L	MW-9D	4	0.100	0.000	1.176	0.100	0.100	2.000		
Mercury	ug/L	MW-9I	4	0.100	0.000	1.176	0.100	0.100	2.000		
Molybdenum, Total	ug/L	MW-10D	4	85.350	10.553	1.176	72.937	97.763	100.000		
Molybdenum, Total	ug/L	MW-11D	4	5.000	0.000	1.176	5.000	5.000	100.000		
Molybdenum, Total	ug/L	MW-12D	4	160.500	13.204	1.176	144.969	176.031	100.000	dec	**
Molybdenum, Total	ug/L	MW-13D	4	520.250	81.221	1.176	424.710	615.790	100.000	dec	**
Molybdenum, Total	ug/L	MW-14D	4	234.750	29.736	1.176	199.771	269.729	100.000		**
Molybdenum, Total	ug/L	MW-1D	4	31.800	4.790	1.176	26.166	37.434	100.000	dec	**
Molybdenum, Total	ug/L	MW-2D	4	64.150	13.027	1.176	48.827	79.473	100.000	dec	**

* - Insufficient Data
 ** - Significant Exceedance
 LCL = Lower Confidence Limit
 UCL = Upper Confidence Limit

Table 1

Confidence Intervals for Comparing the Mean of the Last 4 Measurements to an Assessment Monitoring Standard

Constituent	Units	Well	N	Mean	SD	Factor	95% LCL	95% UCL	Standard	Trend
Molybdenum, Total	ug/L	MW-3D	4	5.550	0.656	1.176	4.779	6.321	100.000	
Molybdenum, Total	ug/L	MW-7D	4	615.000	59.543	1.176	544.961	685.039	100.000	**
Molybdenum, Total	ug/L	MW-9D	4	47.375	4.860	1.176	41.658	53.092	100.000	
Molybdenum, Total	ug/L	MW-9I	4	116.750	6.652	1.176	108.925	124.575	100.000	**
Selenium, Total	ug/L	MW-10D	4	0.500	0.000	1.176	0.500	0.500	50.000	
Selenium, Total	ug/L	MW-11D	4	0.500	0.000	1.176	0.500	0.500	50.000	
Selenium, Total	ug/L	MW-12D	4	0.500	0.000	1.176	0.500	0.500	50.000	
Selenium, Total	ug/L	MW-13D	4	0.500	0.000	1.176	0.500	0.500	50.000	
Selenium, Total	ug/L	MW-14D	4	0.500	0.000	1.176	0.500	0.500	50.000	
Selenium, Total	ug/L	MW-1D	4	0.500	0.000	1.176	0.500	0.500	50.000	
Selenium, Total	ug/L	MW-2D	4	0.500	0.000	1.176	0.500	0.500	50.000	
Selenium, Total	ug/L	MW-3D	4	0.500	0.000	1.176	0.500	0.500	50.000	
Selenium, Total	ug/L	MW-7D	4	0.500	0.000	1.176	0.500	0.500	50.000	
Selenium, Total	ug/L	MW-9D	4	0.500	0.000	1.176	0.500	0.500	50.000	
Selenium, Total	ug/L	MW-9I	4	0.500	0.000	1.176	0.500	0.500	50.000	
Thallium, Total	ug/L	MW-10D	4	0.500	0.000	1.176	0.500	0.500	2.000	
Thallium, Total	ug/L	MW-11D	4	0.500	0.000	1.176	0.500	0.500	2.000	
Thallium, Total	ug/L	MW-12D	4	0.500	0.000	1.176	0.500	0.500	2.000	
Thallium, Total	ug/L	MW-13D	4	0.500	0.000	1.176	0.500	0.500	2.000	
Thallium, Total	ug/L	MW-14D	4	0.500	0.000	1.176	0.500	0.500	2.000	
Thallium, Total	ug/L	MW-1D	4	0.500	0.000	1.176	0.500	0.500	2.000	
Thallium, Total	ug/L	MW-2D	4	0.500	0.000	1.176	0.500	0.500	2.000	
Thallium, Total	ug/L	MW-3D	4	0.500	0.000	1.176	0.500	0.500	2.000	
Thallium, Total	ug/L	MW-7D	4	0.500	0.000	1.176	0.500	0.500	2.000	
Thallium, Total	ug/L	MW-9D	4	0.500	0.000	1.176	0.500	0.500	2.000	
Thallium, Total	ug/L	MW-9I	4	0.500	0.000	1.176	0.500	0.500	2.000	
Total Radium	pCi/L	MW-10D	4	1.195	0.039	1.176	1.149	1.241	5.000	
Total Radium	pCi/L	MW-11D	4	1.050	0.444	1.176	0.527	1.572	5.000	
Total Radium	pCi/L	MW-12D	4	1.103	0.195	1.176	0.874	1.331	5.000	
Total Radium	pCi/L	MW-13D	4	1.668	0.364	1.176	1.240	2.095	5.000	
Total Radium	pCi/L	MW-14D	4	1.310	0.277	1.176	0.984	1.636	5.000	
Total Radium	pCi/L	MW-1D	4	1.193	0.199	1.176	0.958	1.427	5.000	

* - Insufficient Data
 ** - Significant Exceedance
 LCL = Lower Confidence Limit
 UCL = Upper Confidence Limit

Table 1

Confidence Intervals for Comparing the Mean of the Last 4 Measurements to an Assessment Monitoring Standard

Constituent	Units	Well	N	Mean	SD	Factor	95% LCL	95% UCL	Standard	Trend
Total Radium	pCi/L	MW-2D	4	1.808	0.198	1.176	1.575	2.040	5.000	
Total Radium	pCi/L	MW-3D	4	1.011	0.379	1.176	0.566	1.457	5.000	
Total Radium	pCi/L	MW-7D	4	1.047	0.192	1.176	0.821	1.272	5.000	
Total Radium	pCi/L	MW-9D	4	0.977	0.450	1.176	0.449	1.506	5.000	
Total Radium	pCi/L	MW-9I	4	1.179	0.457	1.176	0.641	1.717	5.000	

* - Insufficient Data

** - Significant Exceedance

LCL = Lower Confidence Limit

UCL = Upper Confidence Limit

Table 1

Confidence Intervals for Comparing the Mean of the Last 5 Measurements to an Assessment Monitoring Standard

Constituent	Units	Well	N	Mean	SD	Factor	95% LCL	95% UCL	Standard	Trend	
Antimony, Total	ug/L	MW-10D	5	0.500	0.000	0.953	0.500	0.500	6.000		
Antimony, Total	ug/L	MW-11D	5	0.500	0.000	0.953	0.500	0.500	6.000		
Antimony, Total	ug/L	MW-12D	5	0.500	0.000	0.953	0.500	0.500	6.000		
Antimony, Total	ug/L	MW-13D	5	0.500	0.000	0.953	0.500	0.500	6.000		
Antimony, Total	ug/L	MW-14D	5	0.500	0.000	0.953	0.500	0.500	6.000		
Antimony, Total	ug/L	MW-1D	5	0.500	0.000	0.953	0.500	0.500	6.000		
Antimony, Total	ug/L	MW-2D	5	0.500	0.000	0.953	0.500	0.500	6.000		
Antimony, Total	ug/L	MW-3D	5	0.500	0.000	0.953	0.500	0.500	6.000		
Antimony, Total	ug/L	MW-7D	5	0.500	0.000	0.953	0.500	0.500	6.000		
Antimony, Total	ug/L	MW-9D	4	0.500	0.000	1.176	0.500	0.500	6.000		
Antimony, Total	ug/L	MW-9I	4	0.500	0.000	1.176	0.500	0.500	6.000		
Arsenic, Total	ug/L	MW-10D	5	168.000	50.710	0.953	119.660	216.340	10.000	dec	**
Arsenic, Total	ug/L	MW-11D	5	15.770	1.088	0.953	14.733	16.807	10.000		**
Arsenic, Total	ug/L	MW-12D	5	395.200	50.623	0.953	346.943	443.457	10.000		**
Arsenic, Total	ug/L	MW-13D	5	236.600	6.504	0.953	230.400	242.800	10.000		**
Arsenic, Total	ug/L	MW-14D	5	121.000	9.899	0.953	111.563	130.437	10.000		**
Arsenic, Total	ug/L	MW-1D	5	4.260	1.050	0.953	3.259	5.261	10.000		
Arsenic, Total	ug/L	MW-2D	5	4.100	1.219	0.953	2.938	5.262	10.000		
Arsenic, Total	ug/L	MW-3D	5	3.620	0.497	0.953	3.146	4.094	10.000		
Arsenic, Total	ug/L	MW-7D	5	463.400	17.827	0.953	446.406	480.394	10.000		**
Arsenic, Total	ug/L	MW-9D	4	17.825	6.294	1.176	10.421	25.229	10.000		**
Arsenic, Total	ug/L	MW-9I	4	15.925	10.836	1.176	3.179	28.671	10.000	inc	
Barium, Total	ug/L	MW-10D	5	28.500	4.305	0.953	24.397	32.603	2000.000		
Barium, Total	ug/L	MW-11D	5	23.980	2.308	0.953	21.780	26.180	2000.000	dec	
Barium, Total	ug/L	MW-12D	5	27.840	2.442	0.953	25.512	30.168	2000.000		
Barium, Total	ug/L	MW-13D	5	36.520	9.984	0.953	27.003	46.037	2000.000		
Barium, Total	ug/L	MW-14D	5	52.040	13.936	0.953	38.755	65.325	2000.000		
Barium, Total	ug/L	MW-1D	5	82.100	9.316	0.953	73.220	90.980	2000.000	inc	
Barium, Total	ug/L	MW-2D	5	47.420	9.530	0.953	38.336	56.504	2000.000		
Barium, Total	ug/L	MW-3D	5	80.040	12.765	0.953	67.871	92.209	2000.000		
Barium, Total	ug/L	MW-7D	5	44.820	5.101	0.953	39.958	49.682	2000.000		
Barium, Total	ug/L	MW-9D	4	49.750	4.347	1.176	44.637	54.863	2000.000		

* - Insufficient Data
 ** - Significant Exceedance
 LCL = Lower Confidence Limit
 UCL = Upper Confidence Limit

Table 1

Confidence Intervals for Comparing the Mean of the Last 5 Measurements to an Assessment Monitoring Standard

Constituent	Units	Well	N	Mean	SD	Factor	95% LCL	95% UCL	Standard	Trend
Barium, Total	ug/L	MW-9I	4	70.975	6.771	1.176	63.011	78.939	2000.000	
Beryllium, Total	ug/L	MW-10D	5	0.100	0.000	0.953	0.100	0.100	4.000	
Beryllium, Total	ug/L	MW-11D	5	0.100	0.000	0.953	0.100	0.100	4.000	
Beryllium, Total	ug/L	MW-12D	5	0.100	0.000	0.953	0.100	0.100	4.000	
Beryllium, Total	ug/L	MW-13D	5	0.100	0.000	0.953	0.100	0.100	4.000	
Beryllium, Total	ug/L	MW-14D	5	0.100	0.000	0.953	0.100	0.100	4.000	
Beryllium, Total	ug/L	MW-1D	5	0.100	0.000	0.953	0.100	0.100	4.000	
Beryllium, Total	ug/L	MW-2D	5	0.100	0.000	0.953	0.100	0.100	4.000	
Beryllium, Total	ug/L	MW-3D	5	0.100	0.000	0.953	0.100	0.100	4.000	
Beryllium, Total	ug/L	MW-7D	5	0.100	0.000	0.953	0.100	0.100	4.000	
Beryllium, Total	ug/L	MW-9D	2							*
Beryllium, Total	ug/L	MW-9I	2							*
Cadmium, Total	ug/L	MW-10D	5	1.000	0.000	0.953	1.000	1.000	5.000	
Cadmium, Total	ug/L	MW-11D	5	1.000	0.000	0.953	1.000	1.000	5.000	
Cadmium, Total	ug/L	MW-12D	5	1.000	0.000	0.953	1.000	1.000	5.000	
Cadmium, Total	ug/L	MW-13D	5	1.000	0.000	0.953	1.000	1.000	5.000	
Cadmium, Total	ug/L	MW-14D	5	1.000	0.000	0.953	1.000	1.000	5.000	
Cadmium, Total	ug/L	MW-1D	5	1.000	0.000	0.953	1.000	1.000	5.000	
Cadmium, Total	ug/L	MW-2D	5	1.000	0.000	0.953	1.000	1.000	5.000	
Cadmium, Total	ug/L	MW-3D	5	1.000	0.000	0.953	1.000	1.000	5.000	
Cadmium, Total	ug/L	MW-7D	5	1.220	0.492	0.953	0.751	1.689	5.000	
Cadmium, Total	ug/L	MW-9D	4	1.000	0.000	1.176	1.000	1.000	5.000	
Cadmium, Total	ug/L	MW-9I	4	1.000	0.000	1.176	1.000	1.000	5.000	
Chromium, Total	ug/L	MW-10D	5	5.000	0.000	0.953	5.000	5.000	100.000	
Chromium, Total	ug/L	MW-11D	5	5.000	0.000	0.953	5.000	5.000	100.000	
Chromium, Total	ug/L	MW-12D	5	5.000	0.000	0.953	5.000	5.000	100.000	
Chromium, Total	ug/L	MW-13D	5	5.000	0.000	0.953	5.000	5.000	100.000	
Chromium, Total	ug/L	MW-14D	5	5.000	0.000	0.953	5.000	5.000	100.000	
Chromium, Total	ug/L	MW-1D	5	5.000	0.000	0.953	5.000	5.000	100.000	
Chromium, Total	ug/L	MW-2D	5	5.000	0.000	0.953	5.000	5.000	100.000	
Chromium, Total	ug/L	MW-3D	5	5.000	0.000	0.953	5.000	5.000	100.000	
Chromium, Total	ug/L	MW-7D	5	5.000	0.000	0.953	5.000	5.000	100.000	

* - Insufficient Data

** - Significant Exceedance

LCL = Lower Confidence Limit

UCL = Upper Confidence Limit

Table 1

Confidence Intervals for Comparing the Mean of the Last 5 Measurements to an Assessment Monitoring Standard

Constituent	Units	Well	N	Mean	SD	Factor	95% LCL	95% UCL	Standard	Trend
Chromium, Total	ug/L	MW-9D	4	5.000	0.000	1.176	5.000	5.000	100.000	
Chromium, Total	ug/L	MW-9I	4	5.000	0.000	1.176	5.000	5.000	100.000	
Cobalt, Total	ug/L	MW-10D	5	0.500	0.000	0.953	0.500	0.500	6.000	
Cobalt, Total	ug/L	MW-11D	5	0.500	0.000	0.953	0.500	0.500	6.000	
Cobalt, Total	ug/L	MW-12D	5	0.500	0.000	0.953	0.500	0.500	6.000	
Cobalt, Total	ug/L	MW-13D	5	0.620	0.268	0.953	0.364	0.876	6.000	
Cobalt, Total	ug/L	MW-14D	5	0.640	0.313	0.953	0.342	0.938	6.000	
Cobalt, Total	ug/L	MW-1D	5	0.500	0.000	0.953	0.500	0.500	6.000	
Cobalt, Total	ug/L	MW-2D	5	0.500	0.000	0.953	0.500	0.500	6.000	
Cobalt, Total	ug/L	MW-3D	5	0.500	0.000	0.953	0.500	0.500	6.000	
Cobalt, Total	ug/L	MW-7D	5	0.760	0.581	0.953	0.206	1.314	6.000	
Cobalt, Total	ug/L	MW-9D	4	0.500	0.000	1.176	0.500	0.500	6.000	
Cobalt, Total	ug/L	MW-9I	4	0.500	0.000	1.176	0.500	0.500	6.000	
Fluoride	mg/L	MW-10D	5	2.240	0.305	0.953	1.949	2.531	4.000	
Fluoride	mg/L	MW-11D	5	0.324	0.058	0.953	0.269	0.379	4.000	
Fluoride	mg/L	MW-12D	5	1.480	0.249	0.953	1.243	1.717	4.000	
Fluoride	mg/L	MW-13D	5	0.624	0.080	0.953	0.548	0.700	4.000	inc
Fluoride	mg/L	MW-14D	5	0.214	0.103	0.953	0.116	0.312	4.000	
Fluoride	mg/L	MW-1D	5	0.364	0.091	0.953	0.278	0.450	4.000	
Fluoride	mg/L	MW-2D	5	0.870	0.088	0.953	0.786	0.954	4.000	dec
Fluoride	mg/L	MW-3D	5	0.196	0.049	0.953	0.149	0.243	4.000	
Fluoride	mg/L	MW-7D	5	0.438	0.065	0.953	0.376	0.500	4.000	inc
Fluoride	mg/L	MW-9D	4	0.443	0.057	1.176	0.376	0.509	4.000	
Fluoride	mg/L	MW-9I	4	0.982	0.172	1.176	0.780	1.185	4.000	
Lead, Total	ug/L	MW-10D	5	5.000	0.000	0.953	5.000	5.000	15.000	
Lead, Total	ug/L	MW-11D	5	5.000	0.000	0.953	5.000	5.000	15.000	
Lead, Total	ug/L	MW-12D	5	5.000	0.000	0.953	5.000	5.000	15.000	
Lead, Total	ug/L	MW-13D	5	5.000	0.000	0.953	5.000	5.000	15.000	
Lead, Total	ug/L	MW-14D	5	5.000	0.000	0.953	5.000	5.000	15.000	
Lead, Total	ug/L	MW-1D	5	5.000	0.000	0.953	5.000	5.000	15.000	
Lead, Total	ug/L	MW-2D	5	5.000	0.000	0.953	5.000	5.000	15.000	
Lead, Total	ug/L	MW-3D	5	5.000	0.000	0.953	5.000	5.000	15.000	

* - Insufficient Data
 ** - Significant Exceedance
 LCL = Lower Confidence Limit
 UCL = Upper Confidence Limit

Table 1

Confidence Intervals for Comparing the Mean of the Last 5 Measurements to an Assessment Monitoring Standard

Constituent	Units	Well	N	Mean	SD	Factor	95% LCL	95% UCL	Standard	Trend	
Lead, Total	ug/L	MW-7D	5	5.000	0.000	0.953	5.000	5.000	15.000		
Lead, Total	ug/L	MW-9D	4	5.000	0.000	1.176	5.000	5.000	15.000		
Lead, Total	ug/L	MW-9I	4	5.000	0.000	1.176	5.000	5.000	15.000		
Lithium, Total	ug/L	MW-10D	5	53.820	12.003	0.953	42.378	65.262	40.000		**
Lithium, Total	ug/L	MW-11D	5	141.400	7.765	0.953	133.998	148.802	40.000		**
Lithium, Total	ug/L	MW-12D	5	75.600	12.760	0.953	63.436	87.764	40.000	dec	**
Lithium, Total	ug/L	MW-13D	5	76.060	5.516	0.953	70.802	81.318	40.000	dec	**
Lithium, Total	ug/L	MW-14D	5	766.600	148.789	0.953	624.765	908.435	40.000		**
Lithium, Total	ug/L	MW-1D	5	15.400	7.395	0.953	8.351	22.449	40.000	dec	**
Lithium, Total	ug/L	MW-2D	5	50.140	6.217	0.953	44.213	56.067	40.000		**
Lithium, Total	ug/L	MW-3D	5	10.000	0.000	0.953	10.000	10.000	40.000		**
Lithium, Total	ug/L	MW-7D	5	97.700	3.803	0.953	94.074	101.326	40.000		**
Lithium, Total	ug/L	MW-9D	4	16.400	7.392	1.176	7.705	25.095	40.000		**
Lithium, Total	ug/L	MW-9I	4	21.600	8.138	1.176	12.028	31.172	40.000	dec	**
Mercury	ug/L	MW-10D	5	1.000	0.000	0.953	1.000	1.000	2.000		
Mercury	ug/L	MW-11D	5	1.000	0.000	0.953	1.000	1.000	2.000		
Mercury	ug/L	MW-12D	5	1.160	0.358	0.953	0.819	1.501	2.000		
Mercury	ug/L	MW-13D	5	1.000	0.000	0.953	1.000	1.000	2.000		
Mercury	ug/L	MW-14D	5	1.000	0.000	0.953	1.000	1.000	2.000		
Mercury	ug/L	MW-1D	5	1.000	0.000	0.953	1.000	1.000	2.000		
Mercury	ug/L	MW-2D	5	1.000	0.000	0.953	1.000	1.000	2.000		
Mercury	ug/L	MW-3D	5	1.000	0.000	0.953	1.000	1.000	2.000		
Mercury	ug/L	MW-7D	5	1.000	0.000	0.953	1.000	1.000	2.000		
Mercury	ug/L	MW-9D	2								*
Mercury	ug/L	MW-9I	2								*
Molybdenum, Total	ug/L	MW-10D	5	87.720	10.564	0.953	77.649	97.791	100.000		
Molybdenum, Total	ug/L	MW-11D	5	5.000	0.000	0.953	5.000	5.000	100.000		
Molybdenum, Total	ug/L	MW-12D	5	163.000	12.728	0.953	150.867	175.133	100.000	dec	**
Molybdenum, Total	ug/L	MW-13D	5	568.600	128.982	0.953	445.647	691.553	100.000	dec	**
Molybdenum, Total	ug/L	MW-14D	5	231.400	26.820	0.953	205.834	256.966	100.000		**
Molybdenum, Total	ug/L	MW-1D	5	33.400	5.478	0.953	28.178	38.622	100.000	dec	**
Molybdenum, Total	ug/L	MW-2D	5	62.580	11.815	0.953	51.317	73.843	100.000	dec	**

* - Insufficient Data
 ** - Significant Exceedance
 LCL = Lower Confidence Limit
 UCL = Upper Confidence Limit

Table 1

Confidence Intervals for Comparing the Mean of the Last 5 Measurements to an Assessment Monitoring Standard

Constituent	Units	Well	N	Mean	SD	Factor	95% LCL	95% UCL	Standard	Trend
Molybdenum, Total	ug/L	MW-3D	5	5.260	0.581	0.953	4.706	5.814	100.000	
Molybdenum, Total	ug/L	MW-7D	5	632.800	65.140	0.953	570.705	694.895	100.000	**
Molybdenum, Total	ug/L	MW-9D	4	47.375	4.860	1.176	41.658	53.092	100.000	
Molybdenum, Total	ug/L	MW-9I	4	116.750	6.652	1.176	108.925	124.575	100.000	**
Selenium, Total	ug/L	MW-10D	5	0.500	0.000	0.953	0.500	0.500	50.000	
Selenium, Total	ug/L	MW-11D	5	0.500	0.000	0.953	0.500	0.500	50.000	
Selenium, Total	ug/L	MW-12D	5	0.500	0.000	0.953	0.500	0.500	50.000	
Selenium, Total	ug/L	MW-13D	5	0.500	0.000	0.953	0.500	0.500	50.000	
Selenium, Total	ug/L	MW-14D	5	0.500	0.000	0.953	0.500	0.500	50.000	
Selenium, Total	ug/L	MW-1D	5	0.500	0.000	0.953	0.500	0.500	50.000	
Selenium, Total	ug/L	MW-2D	5	0.500	0.000	0.953	0.500	0.500	50.000	
Selenium, Total	ug/L	MW-3D	5	0.500	0.000	0.953	0.500	0.500	50.000	
Selenium, Total	ug/L	MW-7D	5	0.500	0.000	0.953	0.500	0.500	50.000	
Selenium, Total	ug/L	MW-9D	4	0.500	0.000	1.176	0.500	0.500	50.000	
Selenium, Total	ug/L	MW-9I	4	0.500	0.000	1.176	0.500	0.500	50.000	
Thallium, Total	ug/L	MW-10D	5	0.500	0.000	0.953	0.500	0.500	2.000	
Thallium, Total	ug/L	MW-11D	5	0.500	0.000	0.953	0.500	0.500	2.000	
Thallium, Total	ug/L	MW-12D	5	0.500	0.000	0.953	0.500	0.500	2.000	
Thallium, Total	ug/L	MW-13D	5	0.500	0.000	0.953	0.500	0.500	2.000	
Thallium, Total	ug/L	MW-14D	5	0.500	0.000	0.953	0.500	0.500	2.000	
Thallium, Total	ug/L	MW-1D	5	0.500	0.000	0.953	0.500	0.500	2.000	
Thallium, Total	ug/L	MW-2D	5	0.500	0.000	0.953	0.500	0.500	2.000	
Thallium, Total	ug/L	MW-3D	5	0.500	0.000	0.953	0.500	0.500	2.000	
Thallium, Total	ug/L	MW-7D	5	0.500	0.000	0.953	0.500	0.500	2.000	
Thallium, Total	ug/L	MW-9D	2							*
Thallium, Total	ug/L	MW-9I	2							*
Total Radium	pCi/L	MW-10D	5	1.344	0.335	0.953	1.025	1.663	5.000	
Total Radium	pCi/L	MW-11D	5	0.973	0.421	0.953	0.571	1.374	5.000	
Total Radium	pCi/L	MW-12D	5	1.035	0.226	0.953	0.819	1.251	5.000	
Total Radium	pCi/L	MW-13D	5	1.688	0.318	0.953	1.385	1.991	5.000	
Total Radium	pCi/L	MW-14D	5	1.462	0.416	0.953	1.065	1.859	5.000	
Total Radium	pCi/L	MW-1D	5	1.352	0.396	0.953	0.974	1.730	5.000	

* - Insufficient Data
 ** - Significant Exceedance
 LCL = Lower Confidence Limit
 UCL = Upper Confidence Limit

Table 1

Confidence Intervals for Comparing the Mean of the Last 5 Measurements to an Assessment Monitoring Standard

Constituent	Units	Well	N	Mean	SD	Factor	95% LCL	95% UCL	Standard	Trend
Total Radium	pCi/L	MW-2D	5	1.814	0.172	0.953	1.650	1.978	5.000	
Total Radium	pCi/L	MW-3D	5	1.141	0.364	0.953	0.794	1.488	5.000	
Total Radium	pCi/L	MW-7D	5	1.127	0.245	0.953	0.894	1.361	5.000	
Total Radium	pCi/L	MW-9D	4	0.977	0.450	1.176	0.449	1.506	5.000	
Total Radium	pCi/L	MW-9I	4	1.179	0.457	1.176	0.641	1.717	5.000	

* - Insufficient Data

** - Significant Exceedance

LCL = Lower Confidence Limit

UCL = Upper Confidence Limit

Table 1: 95% LCL Compared to GWPS - Shallow Zone
Multiunit Ash Pond System
AES Indiana
Harding Street Generating Station, Indianapolis, Indiana
ATC Project No. 170LF01501

Sample ID	Through Sample Date	Antimony	Arsenic	Barium	Beryllium	Cadmium	Chromium	Cobalt	Fluoride	Lead	Lithium	Mercury	Molybdenum	Selenium	Thallium	Radium 226/228 Combined
		ug/L	ug/L	ug/L	ug/L	ug/L	ug/L	ug/L	mg/L	ug/L	ug/L	ug/L	ug/L	ug/L	ug/L	pCi/L
	GWPS (greater of MCL/USEPA Amendment Level, or background PL)	6	10	2000	4	5	100	6	4	15	40	2	100	50	2	5
	MCL	6	10	2000	4	5	100	-	4	15	-	2	-	50	2	5
	USEPA'S Amendments to the National Minimum Criteria*	-	-	-	-	-	-	6	-	15	40	-	100	-	-	-
	Prediction Limit (based on background data through May 2023)	1	1	91.5683	0.2	2	10	1	0.2354	10	20	2	10	2.1	1	2.3004
MW-1S	September 2018	2	0	7	2	1	5	2	0.593	5	7	1	46	5	1	0.896
	May 2019	2	0	3	2	1	5	2	0.519	5	7	1	41	5	1	0.648
	November 2019	1	0	33	2	1	5	2	0.425	5	5	1	32	5	1	1.431
	May 2020	1	6	51	2	1	5	2	0.343	5	5	1	29	5	1	0.304
	November 2020	2	3	54	2	1	5	2	0.326	5	5	1	22	5	1	0.508
	May 2021	2	8	76	2	1	5	2	0.254	5	10	1	22	5	1	1.088
	November 2021	2.754	7.106 12.950 (N=8)	57.491	2.000	1.000	5.000	2.500	0.251	5.000	10.000	1.000	22.132	5.000	1.000	0.597 1.758 (N=8)
	May 2022	2.754	5.729 11.84 (N=8)	57.546	2.000	1.000	5.000	2.500	0.244	5.000	10.000	1.000	24.358	5.000	1.000	0.608
	November 2022	2.832	1.632 14.632 (N=16)	43.071	2.000	1.000	5	0.5	0.237	5.000	10.000	1.000	19.721	0.500	1.000	0.496
May 2023	0.500	5.81 7.413 (N=8) 10.4 (N=10)	58.654	0.100	1.000	5	0.5	0.326	5.000	10.000	1.000	18.449	0.500	0.500	0.787	
MW-2S	September 2018	3	14	80	2	1	5	2	1.186	5	17	1	71	5	1	1.152
	May 2019	3	12	81	2	1	5	2	0.895	5	1	1	35	5	1	0.973
	November 2019	3	12	64	2	1	5	2	0.587	5	13	1	25	5	1	1.000
	May 2020	3	10	62	2	1	5	2	0.363	5	7	1	14	5	1	0.990
	November 2020	3	9	82	2	1	5	1	0.298	5	7	1	28	5	1	1.106
	May 2021	3	6	68	2	1	5	1	0.294	5	7	1	28	5	1	0.429
	November 2021	3.000	3.608 10.671 (N=8)	77.945	2.000	1.000	5.000	1.494	0.306	5.000	5.604	1.000	28.934	5.000	1.000	0.335
	May 2022	3.000	3.507 9.341 (N=8) 13.893 (N=14)	83.59	2.000	1.000	5.000	1.494	0.294	5.000	5.604	1.000	18.78	5.000	1.000	0.470
	November 2022	0.500	3.167 13.973 (N=15)	52.529	0.100	1.000	5	0.5	0.302	5.000	6.078	1.000	14.273	0.500	0.500	0.841
May 2023	0.500	3.72 8.582 (N=8) 10.485 (N=11)	52.243	0.100	1.000	5	0.5	0.255	5.000	6.078	1.000	11.174	0.500	0.500	1.152	

Table 1: 95% LCL Compared to GWPS - Shallow Zone
 Multiunit Ash Pond System
 AES Indiana
 Harding Street Generating Station, Indianapolis, Indiana
 ATC Project No. 170LF01501

Sample ID	Through Sample Date	Antimony	Arsenic	Barium	Beryllium	Cadmium	Chromium	Cobalt	Fluoride	Lead	Lithium	Mercury	Molybdenum	Selenium	Thallium	Radium 226/228 Combined
		ug/L	ug/L	ug/L	ug/L	ug/L	ug/L	ug/L	mg/L	ug/L	ug/L	ug/L	ug/L	ug/L	ug/L	pCi/L
	GWPS (greater of MCL/USEPA Amendment Level, or background PL)	6	10	2000	4	5	100	6	4	15	40	2	100	50	2	5
	MCL	6	10	2000	4	5	100	-	4	15	-	2	-	50	2	5
	USEPA'S Amendments to the National Minimum Criteria*	-	-	-	-	-	-	6	-	15	40	-	100	-	-	-
	Prediction Limit (based on background data through May 2023)	1	1	91.5683	0.2	2	10	1	0.2354	10	20	2	10	2.1	1	2.3004
MW-3S	September 2018	8	2	24	2	1	5	2	0.349	5	10	1	52	4	1	0.491
	May 2019	7	2	25	2	1	5	2	0.217	5	10	1	41	0	1	0.549
	November 2019	8	1	28	2	1	5	2	0.197	5	10	1	34	0	1	0.615
	May 2020	7	2	35	2	1	5	2	0.223	5	10	1	41	1	1	0.615
	November 2020	7	1	36	2	1	5	2	0.214	5	10	1	39	0	1	0.733
	May 2021	6	0	39	2	1	5	2	0.174	5	10	1	35	2	1	0.785
	November 2021	5.764 6.903 (N=8)	0.218	37.500	2.000	1.000	5.000	2.500	0.134	5.000	10.000	1.000	36.177	1.260	1.000	0.785
	May 2022	4.75 6.242 (N=8)	0.129	31.580	2.000	1.000	5.000	2.500	0.063	5.000	10.000	1.000	32.035	0.000	1.000	0.572
	November 2022	DRY WELL; NOT SAMPLED														
May 2023	4.613 5.225 (N=8)	0.316	33.221	0.1	1	5	0.5	0.07	5	10	0.1	25.359	0	0.5	0.516	
MW-4S	September 2018	3	5	52	2	1	5	2	0.108	5	6	1	5	6	1	0.721
	May 2019	3	5	47	2	1	5	2	0.108	5	6	1	5	5	1	0.601
	November 2019	DRY WELL; NOT SAMPLED														
	May 2020	3	2	48	2	1	5	2	0.060	5	10	1	5	2	1	0.812
	November 2020	3	2	62	2	1	5	1	0.037	5	10	1	5	10	1	0.838
	May 2021	DRY WELL; NOT SAMPLED														
	November 2021	3.000	1.503	59.290	2.000	1.000	5.000	1.327	0.038	5.000	5.469	1.000	5.000	7.288	1.000	0.751
	May 2022	3.000	0.455	75.954	2.000	1.000	5.000	1.327	0.033	5.000	5.469	1.000	5.000	0	1.000	0.671
	November 2022	DRY WELL; NOT SAMPLED														
May 2023	DRY WELL; NOT SAMPLED															
MW-5S	September 2018	3	5	24	2	1	5	2	2.65	5	53	1	249	5	1	1.047
	May 2019	3	5	25	2	1	5	1	2.391	5	53	1	227	5	1	1.073
	November 2019	DRY WELL; NOT SAMPLED														
	May 2020	3	5	28	2	1	5	1	2.316	5	53	1	217	5	1	0.942
	November 2020	3	5	25	2	1	5	1	2.184	5	43	1	186	5	1	0.880
	May 2021	3	5	24	2	1	5	1	1.802	5	39	1	138	5	1	0.875
	November 2021	3.000	5.000	22.468	2.000	1.000	5.000	0.897	1.686	5.000	39.065 46.853 (N=8)	1.000	126.264	5.000	1.000	0.883
	May 2022	3.000	5.000	22.49	2.000	1.000	5.000	1.494	1.616	5.000	41.149	1.000	115.401	5.000	1.000	0.986
	November 2022	0.500	0.500	26.169	2.000	1.000	5	1.025	1.524	5.000	42.589	1.000	95.031	0.500	1.000	0.954
May 2023	0.500	0.500	25.369	0.100	1.000	5	0.381	1.152	5.000	44.781	0.100	57.629 86.301 (N=6)	0.500	0.500	0.744	

Table 1: 95% LCL Compared to GWPS - Shallow Zone
Multiunit Ash Pond System
AES Indiana
Harding Street Generating Station, Indianapolis, Indiana
ATC Project No. 170LF01501

Sample ID	Through Sample Date	Antimony	Arsenic	Barium	Beryllium	Cadmium	Chromium	Cobalt	Fluoride	Lead	Lithium	Mercury	Molybdenum	Selenium	Thallium	Radium 226/228 Combined
		ug/L	ug/L	ug/L	ug/L	ug/L	ug/L	ug/L	mg/L	ug/L	ug/L	ug/L	ug/L	ug/L	ug/L	pCi/L
	GWPS (greater of MCL/USEPA Amendment Level, or background PL)	6	10	2000	4	5	100	6	4	15	40	2	100	50	2	5
	MCL	6	10	2000	4	5	100	-	4	15	-	2	-	50	2	5
	USEPA'S Amendments to the National Minimum Criteria*	-	-	-	-	-	-	6	-	15	40	-	100	-	-	-
	Prediction Limit (based on background data through May 2023)	1	1	91.5683	0.2	2	10	1	0.2354	10	20	2	10	2.1	1	2.3004
MW-6S	September 2018	3	11	72	2	1	5	2	0.919	5	60	1	137	2	1	0.553
	May 2019	1	11	82	2	1	5	2	0.600	5	55	1	79	1	1	0.662
	November 2019	DRY WELL; NOT SAMPLED														
	May 2020	1	10	103	2	1	5	2	0.614	5	55	1	79	1	1	0.846
	November 2020	1	8	105	2	1	5	2	0.610	5	49	1	74	1	1	0.700
	May 2021	1	6	101	2	1	5	2	0.614	5	51	1	77	2	1	0.434
	November 2021	3.000	6.418 10.746 (N=8)	108.371	2.000	1.000	5.000	1.405	1.024	5.000	58.003	1.000	152.129	3.396	1.000	0.788
	May 2022	3.000	0.174 9.881 (N=8) 15.420 (N=16)	111.128	2.000	1.000	5.000	1.477	1.204	5.000	60.422	1.000	155.261	3.763	1.000	0.788
	November 2022	3.000	7.699 9.787 (N=8) 14.512 (N=16)	93.631	2.000	1.000	5	1.485	1.177	5.000	50.832	1.000	155.261	3.763	1.000	0.850
May 2023	0.500	7.205 8.864 (N=8) 10.246 (N=10)	86.232	0.100	1.000	5	1.451	1.199	5.000	44.544	1.000	155.639	0.830	0.500	0.823	
MW-7S	September 2018	3	324	38	2	1	5	2	0.395	5	92	1	410	5	1	1.138
	May 2019	3	319	34	2	1	5	1	0.391	5	90	1	438	5	1	1.180
	November 2019	3	309	35	2	1	5	1	0.419	5	89	1	508	5	1	1.272
	May 2020	3	306	33	2	1	5	1	0.431	5	84	1	509	5	1	1.080
	November 2020	3	337	32	2	1	5	1	0.461	5	82	1	571	5	1	0.979
	May 2021	3	374	34	2	1	5	1	0.465	5	82	1	619	5	1	0.965
	November 2021	3.000	354.610	37.822	2.000	1.000	5.000	1.662	0.493	5.000	82.414	1.000	632.181	5.000	1.000	0.895
	May 2022	3.000	358.698	35.281	2.000	1.000	5.000	1.662	0.446	5.000	82.416	1.000	585.986	5.000	1.000	0.798
	November 2022	0.500	364.813	37.995	2.000	1.000	5.000	1.662	0.458	5.000	82.416	1.000	574.880	0.500	1.000	0.794
May 2023	0.500	372.750	37.822	0.100	1.000	5.000	0.5	0.497	5.000	80.338	1.000	524.676	0.500	0.500	0.761	
MW-8S	September 2018	3	5	18	2	1	5	2	0.066	5	72	1	133	5	1	0.702
	May 2019	3	5	35	2	1	5	2	0.066	5	82	1	171	2	1	0.702
	November 2019	3	5	36	2	1	5	2	0.062	5	118	1	279	2	1	0.620
	May 2020	3	5	36	2	1	5	2	0.056	5	114	1	242	1	1	0.620
	November 2020	3	5	36	2	1	5	2	0.11	5	113	1	279	1	1	0.687
	May 2021	3	5	31	2	1	5	2	0.059	5	113	1	292	2	1	0.687
	November 2021	3.000	5.000	29.260	2.000	1.000	5.000	2.500	0.058	5.000	106.923	1.000	228.802	0.815	1.000	0.819
	May 2022	3.000	5.000	29.303	2.000	1.000	5.000	2.500	0.033	5.000	93.803	1.000	147.761	1.057	1.000	0.645
	November 2022	0.500	0.500	27.144	2.000	1.000	5	2.027	0.031	5.000	98.988	1.000	177.540	1.057	1.000	0.640
May 2023	0.500	0.500	27.381	0.100	1.000	5	0	0.061	5.000	96.964	1.000	164.067	0.000	0.500	0.659	

Table 1: 95% LCL Compared to GWPS - Shallow Zone
 Multiunit Ash Pond System
 AES Indiana
 Harding Street Generating Station, Indianapolis, Indiana
 ATC Project No. 170LF01501

Sample ID	Through Sample Date	Antimony	Arsenic	Barium	Beryllium	Cadmium	Chromium	Cobalt	Fluoride	Lead	Lithium	Mercury	Molybdenum	Selenium	Thallium	Radium 226/228 Combined
		ug/L	ug/L	ug/L	ug/L	ug/L	ug/L	ug/L	mg/L	ug/L	ug/L	ug/L	ug/L	ug/L	ug/L	pCi/L
	GWPS (greater of MCL/USEPA Amendment Level, or background PL)	6	10	2000	4	5	100	6	4	15	40	2	100	50	2	5
	MCL	6	10	2000	4	5	100	-	4	15	-	2	-	50	2	5
	USEPA'S Amendments to the National Minimum Criteria*	-	-	-	-	-	-	6	-	15	40	-	100	-	-	-
	Prediction Limit (based on background data through May 2023)	1	1	91.5683	0.2	2	10	1	0.2354	10	20	2	10	2.1	1	2.3004
MW-9S	September 2018	9	5	41	2	1	5	2	0.05	5	87	1	88	0	1	0.663
	May 2019	8	5	47	2	1	5	2	0.013	5	74	1	83	0	1	0.801
	November 2019	DRY WELL; NOT SAMPLED														
	May 2020	9	2	49	2	1	5	2	0.013	5	73	1	92	9	1	0.801
	November 2020	7	2	50	2	1	5	2	0.023	5	68	1	69	0	1	0.732
	May 2021	DRY WELL; NOT SAMPLED														
	November 2021	DRY WELL; NOT SAMPLED														
	May 2022	DRY WELL; NOT SAMPLED														
	November 2022	DRY WELL; NOT SAMPLED														
May 2023	DRY WELL; NOT SAMPLED															
MW-10S	September 2018	3	356	42	2	1	5	2	1.76	5	51	1	108	5	1	1.019
	May 2019	3	321	37	2	1	5	2	1.839	5	50	1	92	5	1	0.965
	November 2019	3	326	41	2	1	5	2	2.051	5	55	1	85	5	1	0.596
	May 2020	3	337	38	2	1	5	1	1.936	5	57	1	80	5	1	0.544
	November 2020	3	340	35	2	1	5	1	1.97	5	51	1	77	5	1	0
	May 2021	3	342	42	2	1	5	1	1.97	5	42	1	71	5	1	0
	November 2021	3.000	340.569	51.110	2.000	1.000	5.000	1.410	2.070	5.000	40.133	1.000	69.641 77.437 (N=8)	5.000	1.000	0.000
	May 2022	3.000	359.225	50.594	2.000	1.000	5.000	2.500	2.404	5.000	40.918	1.000	65.466	5.000	1.000	0.000
	November 2022	0.500	374.339	68.938	0.100	1.000	5.000	0.500	2.370	5.000	33.115 46.948 (N=10)	1.000	65.753	0.500	0.500	0.916
May 2023	0.500	370.521	69.586	0.100	1.000	5	0.5	2.446	5.000	29.122 39.428 (N=8) 45.031 (N=11)	1.000	60.970	0.500	0.500	0.864	
MW-11S	September 2018	3	2	40	2	1	0.242	0	1.404	2	0.194	1	72	5	1	1.321
	May 2019	3	1	41	2	1	0	0	1.362	2	0	1	73	5	1	1.068
	November 2019	3	2	54	2	1	2	0	1.366	2	10	1	73	5	1	0.597
	May 2020	3	0	8	1	1	0	0	1.332	1	0	1	71	5	1	0.471
	November 2020	3	0	2	1	1	0	0	1.364	1	0	1	73	5	1	0.589
	May 2021	3	0	0	1	1	0	0	1.364	1	0	1	76	5	1	0.642
	November 2021	3.000	0.000	0.000	0.927	1.000	5.000	0.000	1.364	1.483	0.000	1.000	75.632	5.000	1.000	0.807
	May 2022	3.000	0.000	41.446	0.29	1.000	1.686	1.688	1.325	5	4.894	1.000	75.803	1.731	1.000	0.899
	November 2022	0.500	0.120	38.347	0.290	1.000	1.686	1.688	1.333	5.000	4.894	1.000	73.170	0.966	1.000	0.791
May 2023	0.500	0.308	38.002	0.000	1.000	1.686	0	1.424	5.000	4.894	1.000	73.238	0.297	0.500	0.865	

Table 1: 95% LCL Compared to GWPS - Shallow Zone
 Multiunit Ash Pond System
 AES Indiana
 Harding Street Generating Station, Indianapolis, Indiana
 ATC Project No. 170LF01501

Sample ID	Through Sample Date	Antimony	Arsenic	Barium	Beryllium	Cadmium	Chromium	Cobalt	Fluoride	Lead	Lithium	Mercury	Molybdenum	Selenium	Thallium	Radium 226/228 Combined
		ug/L	ug/L	ug/L	ug/L	ug/L	ug/L	ug/L	mg/L	ug/L	ug/L	ug/L	ug/L	ug/L	ug/L	pCi/L
	GWPS (greater of MCL/USEPA Amendment Level, or background PL)	6	10	2000	4	5	100	6	4	15	40	2	100	50	2	5
	MCL	6	10	2000	4	5	100	-	4	15	-	2	-	50	2	5
	USEPA'S Amendments to the National Minimum Criteria*	-	-	-	-	-	-	6	-	15	40	-	100	-	-	-
	Prediction Limit (based on background data through May 2023)	1	1	91.5683	0.2	2	10	1	0.2354	10	20	2	10	2.1	1	2.3004
MW-12S	September 2018	2	13	28	2	1	5	2	0.458	5	102	1	274	5	1	0.889
	May 2019	3	18	26	2	1	5	2	0.879	5	100	1	248	2	1	0.897
	November 2019	DRY WELL; NOT SAMPLED														
	May 2020	2	27	27	2	1	5	2	1.534	5	97	1	202	2	1	0.897
	November 2020	2	27	28	2	1	5	2	1.534	5	84	1	178	2	1	0.938
	May 2021	DRY WELL; NOT SAMPLED														
	November 2021	1.879	29.435	28.013	2.000	1.000	5.000	2.500	1.549	5.000	68.305	1.000	148.059	1.002	1.000	0.744
	May 2022	1.913	38.785	30.158	2.000	1.000	5.000	2.500	1.699	5.000	65.287	1.000	117.461	0	1.000	0.673
	November 2022	DRY WELL; NOT SAMPLED														
	May 2023	DRY WELL; NOT SAMPLED														
MW-13S	September 2018	3	328	24	2	1	5	2	0.647	5	83	1	466	5	1	0.713
	May 2019	3	313	25	2	1	5	2	0.681	5	84	1	547	5	1	0.725
	November 2019	3	312	26	2	1	5	2	0.786	5	75	1	726	5	1	0.732
	May 2020	3	306	25	2	1	5	2	0.779	5	74	1	746	5	1	0.883
	November 2020	3	291	28	2	1	5	2	0.778	5	66	1	720	5	1	0.855
	May 2021	3	289	29	2	1	5	2	0.804	5	62	1	684	5	1	0.861
	November 2021	3.000	292.747	31.428	2.000	1.000	5.000	2.500	0.845	5.000	61.794	1.000	576.651	5.000	1.000	0.905
	May 2022	3.000	293.328	32.556	2.000	1.000	5.000	2.500	0.815	5.000	60.449	1.000	526.754	5.000	1.000	0.905
	November 2022	0.500	289.054	36.144	2.000	1.000	5	0.5	0.812	5.000	58.925	1.000	503.521	0.500	1.000	0.889
	May 2023	0.500	290.906	36.310	0.100	1.000	5	0.5	0.805	5.000	56.727	1.000	491.061	0.500	0.500	0.710

Notes:

LCL = Lower Confidence Limit

Bold font with gray shading indicates 95% LCL of the mean of the last four measurements that is in exceedance of GWPS.

Bold font with green shading indicates 95% LCL of the mean of the last eight measurements (or as noted) that is in exceedance of GWPS.

Bold font with gold shading indicates 95% LCL of the mean based on a qualitative evaluation of dataset that may or may not have triggered a mean/LCL conflict but visually warranted evaluation of a larger dataset.

ug/L = micrograms per liter (ppb)

mg/L = milligrams per liter (ppm)

Std. Units = Standard Units

*USEPA'S Amendments to the National Minimum Criteria (Phase One, Part One), Disposal of Coal Combustion Residuals from Electric Utilities ; effective August 29, 2018.

The 95% LCL statistic is based on the rolling set of the four most recent individual sample results for a parameter.

LCL calculations utilize 1/2 the median non-detect (ND) reporting limit (RL) from the full date range of non-detect sample results. If RL levels changed over time, the current calculated LCL value may be larger than the most recent four ND results.

DUMPStat summary table output limits the number of significant digits reported for a calculated LCL. An exceedingly small calculated LCL value (e.g. 0.00001 mg/L) may simply be reported as 0 in the output summary.

Reporting units of measure for certain constituents in DUMPStat output tables were changed from units of mg/L (ppm) to ug/L (ppb) beginning with November 2021 LCL analysis to allow for reporting of calculated LCLs to more significant digits.

Table updated to include May 2023 assessment sampling results.

Table 2: 95% LCL Compared to GWPS - Deep Zone
 Multiunit Ash Pond System
 AES Indiana
 Harding Street Generating Station, Indianapolis, Indiana
 ATC Project No. 170LF01501

Sample ID	Through Sample Date	Antimony	Arsenic	Barium	Beryllium	Cadmium	Chromium	Cobalt	Fluoride	Lead	Lithium	Mercury	Molybdenum	Selenium	Thallium	Radium 226/228 Combined
		ug/L	ug/L	ug/L	ug/L	ug/L	ug/L	ug/L	mg/L	ug/L	ug/L	ug/L	ug/L	ug/L	ug/L	pCi/L
	GWPS (greater of MCL/USEPA Amendment Level, or background PL)	6	10	2000	4	5	100	6	4	15	40	2	100	50	2	5
	MCL	6	10	2000	4	5	100	-	4	15	-	2	-	50	2	5
	USEPA'S Amendments to the National Minimum Criteria*	-	-	-	-	-	-	6	-	15	40	-	100	-	-	-
	Prediction Limit (based on background data through May 2023)	1	1.7419	79.0581	0.2	2	10	1	0.13	10	20	2	10	1	1	2.5336
MW-1D	September 2018	3	2	49	2	1	5	2	0.362	5	31	1	49	5	1	0.886
	May 2019	3	4	47	2	1	5	2	0.336	5	31	1	48	5	1	0.900
	November 2019	3	4	48	2	1	5	2	0.314	5	25	1	46	5	1	0.852
	May 2020	3	4	50	2	1	5	2	0.265	5	25	1	45	5	1	0.961
	November 2020	3	0	45	2	1	5	2	0.268	5	11	1	36	5	1	0.421
	May 2021	3	0	51	2	1	5	2	0.229	5	11	1	35	5	1	0.838
	November 2021	2.966	0.000 0.000 (N=8)	59.901	2.000	1.000	5.000	2.500	0.229	5.000	10.37 22.268 (N=8)	1.000	32.091	5.000	1.000	0.639
	May 2022	2.966	0 (N=8) 3.714 (N=16)	63.033	2.000	1.000	5.000	2.500	0.231	5.000	7.581 19.947 (N=9)	1.000	33.075	5.000	1.000	0.554
	November 2022	0.500	3.274	71.152	0.100	1.000	5.000	0.500	0.234	5.000	7.581	1.000	28.047	0.500	0.500	0.812
May 2023	0.500	3.154	71.089	0.100	1.000	5.000	0.500	0.328	5.000	5.469	1.000	26.166	0.500	0.500	0.958	
MW-2D	September 2018	3	2	27	2	1	5	2	2.532	5	35	1	202	5	1	0.958
	May 2019	3	1	39	2	1	5	2	1.763	5	20	1	120	5	1	0.990
	November 2019	3	1	48	2	1	5	2	1.209	5	28	1	65	5	1	0.905
	May 2020	3	2	52	2	1	5	2	0.859	5	30	1	56	5	1	1.427
	November 2020	3	2	63	2	1	5	2	0.981	5	40	1	72	5	1	1.486
	May 2021	3	2	39	2	1	5	2	0.865	5	37	1	59	5	1	1.458
	November 2021	3.000	1.876	32.306	2.000	1.000	5.000	2.500	0.796	5.000	38.926 39.230 (N=8) 57.936 (N=16) ¹	1.000	50.607 66.352 (N=8)	5.000	1.000	0.991
	May 2022	3.000	2.714	24.408	2.000	1.000	5.000	2.500	0.841	5.000	41.697	1.000	47.667	5.000	1.000	1.016
	November 2022	0.500	2.402	37.622	0.100	1.000	5.000	0.500	0.850	5.000	41.706	1.000	45.971	0.500	0.500	1.611
May 2023	0.500	3.376	39.139	0.100	1.000	5.000	0.500	0.750	5.000	48.665	1.000	48.827	0.500	0.500	1.575	
MW-3D	September 2018	3	3	61	2	1	5	2	0.264	5	7	1	14	5	1	0.808
	May 2019	3	2	64	2	1	5	2	0.222	5	7	1	5	5	1	0.794
	November 2019	3	2	54	2	1	5	2	0.212	5	6	1	10	5	1	0.482
	May 2020	3	3	46	2	1	5	2	0.205	5	6	1	10	5	1	0.355
	November 2020	3	3	45	2	1	5	2	0.199	5	6	1	6	5	1	0.347
	May 2021	3	3	41	2	1	5	2	0.181	5	10	1	4	5	1	0.000
	November 2021	3.000	2.915	38.902	2.000	1.000	5.000	2.500	0.15	5.000	10.000	1.000	2.971	5.000	1.000	0.637
	May 2022	3.000	2.915	41.088	2.000	1.000	5.000	2.500	0.135	5.000	10.000	1.000	5	5.000	1.000	0.758
	November 2022	0.500	3.191	42.046	2.000	1.000	5.000	0.500	0.122	5.000	10.000	1.000	5.000	0.500	1.000	0.663
May 2023	0.500	2.967	85.390	0.100	1.000	5.000	0.500	0.190	5.000	10.000	1.000	4.779	0.500	0.500	0.566	

Table 2: 95% LCL Compared to GWPS - Deep Zone
 Multiunit Ash Pond System
 AES Indiana
 Harding Street Generating Station, Indianapolis, Indiana
 ATC Project No. 170LF01501

Sample ID	Through Sample Date	Antimony	Arsenic	Barium	Beryllium	Cadmium	Chromium	Cobalt	Fluoride	Lead	Lithium	Mercury	Molybdenum	Selenium	Thallium	Radium 226/228 Combined
		ug/L	ug/L	ug/L	ug/L	ug/L	ug/L	ug/L	mg/L	ug/L	ug/L	ug/L	ug/L	ug/L	ug/L	pCi/L
	GWPS (greater of MCL/USEPA Amendment Level, or background PL)	6	10	2000	4	5	100	6	4	15	40	2	100	50	2	5
	MCL	6	10	2000	4	5	100	-	4	15	-	2	-	50	2	5
	USEPA'S Amendments to the National Minimum Criteria*	-	-	-	-	-	-	6	-	15	40	-	100	-	-	-
	Prediction Limit (based on background data through May 2023)	1	1.7419	79.0581	0.2	2	10	1	0.13	10	20	2	10	1	1	2.5336
MW-7D	September 2018	3	443	48	2	1	5	2	0.262	5	108	1	426	5	1	1.280
	May 2019	3	438	41	2	1	5	2	0.263	5	106	1	467	5	1	0.777
	November 2019	3	422	42	2	1	5	2	0.284	5	97	1	546	5	1	0.877
	May 2020	3	426	42	2	1	5	2	0.294	5	94	1	554	5	1	0.831
	November 2020	3	405	39	2	1	5	2	0.318	5	87	1	596	5	1	0.687
	May 2021	3	404	38	2	1	5	2	0.343	5	91	1	629	5	1	0.855
	November 2021	3.000	411.387	36.11	2.000	0.628	5.000	1.913	0.358	5.000	92.154	1.000	681.681	5.000	1.000	0.835
	May 2022	3.000	411.292	35.709	2.000	0.628	5.000	1.913	0.339	5.000	92.224	1.000	608.405	5.000	1.000	0.796
	November 2022	0.500	439.56	38.446	2.000	0.628	5.000	1.913	0.345	5.000	93.692	1.000	593.317	0.500	1.000	0.777
May 2023	0.500	438.007	39.037	0.100	1.000	5.000	0.060	0.392	5.000	92.770	1.000	544.961	0.500	0.500	0.821	
MW-9D	September 2018	3	3	32	2	1	5	2	0.425	5	41	1	84	5	1	0.803
	May 2019	3	2	36	2	1	5	2	0.412	5	38	1	56	5	1	0.770
	November 2019	3	2	45	2	1	5	2	0.430	5	35	1	42	5	1	0.808
	May 2020	3	2	45	2	1	5	2	0.428	5	31	1	42	5	1	0.822
	November 2020	3	2	44	2	1	5	2	0.421	5	24	1	46	5	1	0.876
	May 2021	3	3	46	2	1	5	2	0.400	5	24	1	46	5	1	0.795
	November 2021	3.000	4.291	45.545	2.000	1.000	5.000	2.500	0.361	5.000	21.648 27.763 (N=8)	1.000	40.729	5.000	1.000	0.948
	May 2022	3.000	2.469 3.287 (N=6)	47.137	2.000	1.000	5.000	2.500	0.356	5.000	22.373	1.000	41.719	5.000	1.000	0.684
	November 2022	0.500	6.74	45.247	0.100	1.000	5.000	0.500	0.360	5.000	12.095	1.000	42.030	0.500	0.500	0.411
May 2023	0.500	10.421	44.637	0.100	1.000	5.000	0.500	0.376	5.000	7.705	0.100	41.658	0.500	0.500	0.449	
MW-9I	September 2018	3	5	30	2	1	5	2	0.538	5	33	1	109	5	1	0.946
	May 2019	3	4	38	2	1	5	2	0.522	5	30	1	98	5	1	0.934
	November 2019	3	4	54	2	1	5	2	0.528	5	31	1	88	5	1	0.738
	May 2020	3	4	53	2	1	5	2	0.595	5	29	1	89	5	1	0.544
	November 2020	3	4	55	2	1	5	2	0.667	5	23	1	89	5	1	0.600
	May 2021	3	4	58	2	1	5	2	0.647	5	24	1	78	5	1	0.480
	November 2021	3.000	4.21	63.972	2.000	1.000	5.000	2.500	0.714	5.000	24.199 28.414 (N=8)	1.000	85.339 96.532 (N=8) 122.452 (N=16) ¹	5.000	1.000	0.79
	May 2022	3.000	2.68	66.366	2.000	1.000	5.000	2.500	0.78	5.000	23.246	1.000	91.728 95.644 (N=8) 106.599 (N=14)	5.000	1.000	0.716
	November 2022	0.500	2.883	68.290	0.100	1.000	5.000	0.500	0.897	5.000	22.525	1.000	111.445	0.500	0.500	0.543
	May 2023	0.500	3.179	63.011	0.100	1.000	5.000	0.500	0.780	5.000	12.028	0.100	108.925	0.500	0.500	0.641

Table 2: 95% LCL Compared to GWPS - Deep Zone
Multiunit Ash Pond System
AES Indiana
Harding Street Generating Station, Indianapolis, Indiana
ATC Project No. 170LF01501

Sample ID	Through Sample Date	Antimony	Arsenic	Barium	Beryllium	Cadmium	Chromium	Cobalt	Fluoride	Lead	Lithium	Mercury	Molybdenum	Selenium	Thallium	Radium 226/228 Combined
		ug/L	ug/L	ug/L	ug/L	ug/L	ug/L	ug/L	mg/L	ug/L	ug/L	ug/L	ug/L	ug/L	ug/L	pCi/L
	GWPS (greater of MCL/USEPA Amendment Level, or background PL)	6	10	2000	4	5	100	6	4	15	40	2	100	50	2	5
	MCL	6	10	2000	4	5	100	-	4	15	-	2	-	50	2	5
	USEPA'S Amendments to the National Minimum Criteria*	-	-	-	-	-	-	6	-	15	40	-	100	-	-	-
	Prediction Limit (based on background data through May 2023)	1	1.7419	79.0581	0.2	2	10	1	0.13	10	20	2	10	1	1	2.5336
MW-10D	September 2018	3	331	23	2	1	5	2	2.066	5	58	1	139	5	1	1.123
	May 2019	3	295	26	2	1	5	2	2.147	5	57	1	97	5	1	1.048
	November 2019	3	267	28	2	1	5	2	2.299	5	60	1	73	5	1	0.943
	May 2020	3	263	27	2	1	5	2	2.298	5	59	1	60	5	1	0.743
	November 2020	3	254	28	2	1	5	2	2.298	5	53	1	70	5	1	0.779
	May 2021	3	252	26	2	1	5	2	2.334	5	49	1	71	5	1	0.674
	November 2021	3.000	186.421	26.688	2.000	1.000	5.000	2.500	2.087	5.000	48.145	1.000	73.725 80.904 (N=8)	5.000	1.000	0.633
	May 2022	3.000	136.233	26.988	2.000	1.000	5.000	2.500	1.831	5.000	48.125	1.000	80.286 78.271 (N=8)	5.000	1.000	0.754
	November 2022	0.500	124.563	24.576	0.100	1.000	5.000	0.500	1.837	5.000	43.947	1.000	80.382	0.500	0.500	0.967
May 2023	0.500	118.046	23.400	0.100	1.000	5.000	0.500	1.839	5.000	38.81 42.378 (N=5)	1.000	72.937	0.500	0.500	1.149	
MW-11D	September 2018	3	13	32	2	1	5	2	0.333	5	111	1	5	5	1	0.912
	May 2019	3	13	31	2	1	5	2	0.334	5	122	1	5	5	1	0.887
	November 2019	3	14	31	2	1	5	2	0.326	5	123	1	5	5	1	0.834
	May 2020	3	14	28	2	1	5	2	0.311	5	122	1	5	5	1	0.782
	November 2020	3	14	27	2	1	5	2	0.371	5	125	1	5	5	1	0.834
	May 2021	3	15	26	2	1	5	2	0.27	5	129	1	5	5	1	0.680
	November 2021	3.000	14.388	23.199	2.000	1.000	5.000	2.500	0.264	5.000	134.044	1.000	5.000	5.000	1.000	0.718
	May 2022	3.000	14.309	22.788	2.000	1.000	5.000	2.500	0.244	5.000	134.682	1.000	5.000	5.000	1.000	0.655
	November 2022	0.500	14.605	23.163	2.000	1.000	5.000	0.500	0.250	5.000	138.223	1.000	5.000	2.750	1.000	0.373
May 2023	0.500	14.392	20.867	0.100	1.000	5.000	0.500	0.288	5.000	130.957	1.000	5.000	0.500	0.500	0.527	
MW-12D	September 2018	3	194	24	2	1	5	2	0.379	5	113	1	217	5	1	0.960
	May 2019	3	203	24	2	1	5	2	0.515	5	101	1	221	5	1	0.669
	November 2019	3	208	24	2	1	5	2	0.962	5	101	1	215	5	1	0.794
	May 2020	3	194	24	2	1	5	2	0.962	5	101	1	214	5	1	0.721
	November 2020	3	147	25	2	1	5	2	0.977	5	102	1	203	5	1	0.727
	May 2021	3	215	27	2	1	5	2	0.977	5	75	1	176	5	1	0.727
	November 2021	3.000	308.663	26.748	2.000	1.000	5.000	2.500	0.977	5.000	73.705	0.729	164.475	5.000	1.000	0.759
	May 2022	3.000	384.877	26.426	2.000	1.000	5.000	2.500	0.912	5.000	65.88	0.729	153.548	5.000	1.000	0.753
	November 2022	0.500	356.194	25.450	2.000	1.000	5.000	0.500	1.167	5.000	66.016	0.729	155.750	0.500	1.000	0.730
May 2023	0.500	332.669	24.411	0.100	1.000	5.000	0.500	1.216	5.000	60.378	0.729	144.969	0.500	0.500	0.874	
MW-13D	September 2018	3	217	20	2	1	5	2	0.410	5	97	1	614	5	1	1.058
	May 2019	3	209	21	2	1	5	2	0.415	5	97	1	666	5	1	1.366
	November 2019	3	207	20	2	1	5	2	0.452	5	87	1	813	5	1	1.022
	May 2020	3	211	19	2	1	5	2	0.446	5	87	1	799	5	1	0.852
	November 2020	3	216	24	2	1	5	2	0.468	5	78	1	800	5	1	0.866
	May 2021	3	218	20	2	1	5	1	0.507	5	72	1	779	5	1	0.837
	November 2021	3.000	224.404	23.878	2.000	1.000	5.000	1.327	0.555	5.000	71.489	1.000	624.25	5.000	1.000	1.034
	May 2022	3.000	224.035	22.697	2.000	1.000	5.000	1.327	0.527	5.000	72.327	1.000	533.408	5.000	1.000	1.416
	November 2022	0.500	228.639	23.452	2.000	1.000	5.000	1.327	0.520	5.000	71.579	1.000	477.203	0.500	1.000	1.349
May 2023	0.500	227.425	29.735	0.100	1.000	5.000	0.500	0.523	5.000	69.855	1.000	424.710	0.500	0.500	1.240	

Table 2: 95% LCL Compared to GWPS - Deep Zone
 Multiunit Ash Pond System
 AES Indiana
 Harding Street Generating Station, Indianapolis, Indiana
 ATC Project No. 170LF01501

Sample ID	Through Sample Date	Antimony	Arsenic	Barium	Beryllium	Cadmium	Chromium	Cobalt	Fluoride	Lead	Lithium	Mercury	Molybdenum	Selenium	Thallium	Radium 226/228 Combined
		ug/L	ug/L	ug/L	ug/L	ug/L	ug/L	ug/L	mg/L	ug/L	ug/L	ug/L	ug/L	ug/L	ug/L	pCi/L
	GWPS (greater of MCL/USEPA Amendment Level, or background PL)	6	10	2000	4	5	100	6	4	15	40	2	100	50	2	5
	MCL	6	10	2000	4	5	100	-	4	15	-	2	-	50	2	5
	USEPA'S Amendments to the National Minimum Criteria*	-	-	-	-	-	-	6	-	15	40	-	100	-	-	-
	Prediction Limit (based on background data through May 2023)	1	1.7419	79.0581	0.2	2	10	1	0.13	10	20	2	10	1	1	2.5336
MW-14D	September 2018	3	113	49	2	1	5	2	0.246	5	551	1	177	5	1	1.154
	May 2019	3	105	46	2	1	5	2	0.235	5	532	1	181	5	1	1.198
	November 2019	3	99	47	2	1	5	1	0.202	5	488	1	159	5	1	1.163
	May 2020	3	104	46	2	1	5	1	0.076	5	449	1	159	5	1	1.302
	November 2020	3	100	46	2	1	5	1	0.077	5	378	1	174	5	1	1.366
	May 2021	3	103	48	2	1	5	1	0.015	5	398	1	189	5	1	1.605
	November 2021	3.000	104.386	46.364	2.000	1.000	5.000	1.41	0.014	5.000	498.309	1.000	189.714	5.000	1.000	1.465
	May 2022	3.000	104.451	40.259	2.000	1.000	5.000	1.41	0.07	5.000	496.479	1.000	201.183	5.000	1.000	1.051
	November 2022	0.500	107.140	32.131	0.100	1.000	5.000	0.263	0.069	5.000	579.404	1.000	200.749	0.500	0.500	0.872
May 2023	0.500	108.112	35.075	0.100	1.000	5.000	0.500	0.191	5.000	556.486	1.000	199.771	0.500	0.500	0.984	

Notes:

LCL = Lower Confidence Limit

Bold font with gray shading indicates 95% LCL of the mean of the last four measurements that is in exceedance of GWPS.

Bold font with green shading indicates 95% LCL of the mean of the last eight or sixteen measurements that is in exceedance of GWPS.

Bold font with gold shading indicates 95% LCL of the mean based on a qualitative evaluation of dataset that may or may not have triggered a mean/LCL conflict but visually warranted evaluation of a larger dataset.

ug/L = micrograms per liter (ppb)

mg/L = milligrams per liter (ppm)

Std. Units = Standard Units

*USEPA'S *Amendments to the National Minimum Criteria (Phase One, Part One), Disposal of Coal Combustion Residuals from Electric Utilities* ; effective August 29, 2018.

The 95% LCL statistic is based on the rolling set of the four most recent individual sample results for a parameter.

1 - Exceedance not declared due to trend identified over the corresponding dataset. Datasets containing trends do not display stationarity and are not appropriate to utilize for LCL calculations.

LCL calculations utilize 1/2 the median non-detect (ND) reporting limit (RL) from the full date range of non-detect sample results. If RL levels changed over time, the current calculated LCL value may be larger than the most recent four ND results.

DUMPStat summary table output limits the number of significant digits reported for a calculated LCL. An exceedingly small calculated LCL value (e.g. 0.00001 mg/L) may simply be reported as 0 in the output summary.

Reporting units of measure for certain constituents in DUMPStat output tables were changed from units of mg/L (ppm) to ug/L (ppb) beginning with November 2021 LCL analysis to allow for reporting of calculated LCLs to more significant digits.

Table updated to include May 2023 assessment sampling results.